

An Optimal Algorithm for Computing the Spherical Depth of Points in the Plane

David Bremner and Rasoul Shamsavarifar

Faculty of Computer Science
 University of New Brunswick
 Fredericton, NB, Canada
 Email: {bremner, ra.shamsavari} @unb.ca

November 21, 2021

Abstract. For a distribution function F on \mathbb{R}^d and a point $q \in \mathbb{R}^d$, the *spherical depth* $SphD(q; F)$ is defined to be the probability that a point q is contained inside a random closed hyper-ball obtained from a pair of points from F . The spherical depth $SphD(q; S)$ is also defined for an arbitrary data set $S \subseteq \mathbb{R}^d$ and $q \in \mathbb{R}^d$. This definition is based on counting all of the closed hyper-balls, obtained from pairs of points in S , that contain q . The significant advantage of using the spherical depth in multivariate data analysis is related to its complexity of computation. Unlike most other data depths, the time complexity of the spherical depth grows linearly rather than exponentially in the dimension d . The straightforward algorithm for computing the spherical depth in dimension d takes $O(dn^2)$. The main result of this paper is an optimal algorithm that we present for computing the bivariate spherical depth. The algorithm takes $O(n \log n)$ time. By reducing the problem of *Element Uniqueness*, we prove that computing the spherical depth requires $\Omega(n \log n)$ time. Some geometric properties of spherical depth are also investigated in this paper. These properties indicate that *simplicial depth* (SD) (Liu, 1990) is linearly bounded by spherical depth (in particular, $SphD \geq \frac{2}{3}SD$). To illustrate this relationship between the spherical depth and the simplicial depth, some experimental results are provided. The obtained experimental bound ($SphD \geq 2SD$) indicates that, perhaps, a stronger theoretical bound can be achieved.

1 Introduction

The rank statistic tests play an important role in univariate non-parametric statistics. If one attempts to generalize the rank tests to the multivariate case, the problem of defining a multivariate order statistic will occur. It is not clear how to define a multivariate order or rank statistic in a meaningful way. One approach to overcome this problem is to use the notion of data depth. Data depth measures the centrality of a point in a given data set in non-parametric multivariate data analysis. In other words, it indicates how deep a point is located with respect to the data set.

Over the last decades, various notions of data depth such as *halfspace depth* (Hotelling, 1929, [3, 8]; Tukey, 1975, [9]), *simplicial depth* (Liu, 1990, [5]) *Oja depth* (Oja, 1983, [7]), and others have emerged as powerful

tools for non-parametric multivariate data analysis. Most of them have been defined to solve specific problems in data analysis. They are different in application, definition, and geometry of their central regions (regions with the maximum depth).

In 2006, Elmore, Hettmansperger, and Xuan [2] defined another notion of data depth named *spherical depth*. It is defined as the probability that point q is contained in a closed random hyper-ball with the diameter $\overline{x_i x_j}$, where x_i and x_j are two random points from a common distribution function F . These closed hyper-balls are known as influence regions of the spherical depth function. The concept of sphere area is the multidimensional generalization of *Gabriel circles* in the definition of the *Gabriel Graph* [6]. Spherical depth has some nice properties including affine invariance, symmetry, maximality at the centre and monotonicity. All of these properties are explored in [2] and [10].

A notable characteristic of the spherical depth is that its time complexity grows linearly in dimension d while for most other data depths the time complexity grows exponentially. To the best of our knowledge, the current best algorithm for computing the spherical depth is the straightforward algorithm which takes $O(n^2)$.

In this paper, we present an $O(n \log n)$ algorithm for computing the spherical depth in \mathbb{R}^2 . Furthermore, we reduce the problem of Element Uniqueness¹ to prove that computing the spherical depth of a query point requires $\Omega(n \log n)$ time. We also investigate some geometric properties of spherical depth. These properties lead us to bound the simplicial depth of a point in terms of the spherical depth. Finally, some experiments are provided to illustrate the relationship between spherical depth and simplicial depth.

2 Spherical depth

Definition: The spherical influence region, also called sphere area, of x_i and x_j in \mathbb{R}^d ($Sph(x_i, x_j)$) is a closed hyperball with the diameter $\overline{x_i x_j}$. In other words,

$$\forall(i, j) : Sph(x_i, x_j) = \left\{ t \mid d\left(t, \frac{x_i + x_j}{2}\right) \leq \frac{d(x_i, x_j)}{2} \right\},$$

where $d(., .)$ is the Euclidean distance. Figure 2 shows the sphere area formed by two points x_i and x_j , $Sph(x_i, x_j)$, in \mathbb{R}^2 .

Definition: For a distribution function F on \mathbb{R}^d , the spherical depth function of $q \in \mathbb{R}^d$ is defined as the probability that q is contained within the sphere area $Sph(x_i, x_j)$ of two random vectors x_i and x_j from F . This definition can be represented by (1).

$$SphD(q; F) = P(q \in Sph(x_i, x_j)) \quad (1)$$

Definition: Let $S = \{x_1, \dots, x_n\}$ be a set of points in \mathbb{R}^d . $SphD(q; S)$, the spherical depth of a point $q \in \mathbb{R}^d$ with respect to S , is defined as a proportion of the sphere areas of $Sph(x_i, x_j)$, $1 \leq i < j \leq n$ that contain q . Using the indicator function I , this definition can be represented by (2).

$$SphD(q; S) = \frac{1}{\binom{n}{2}} \sum_{1 \leq i < j \leq n} I(q \in Sph(x_i, x_j)) \quad (2)$$

Figure 1 shows the spherical depth of an arbitrary point $q \in \mathbb{R}^2$ with respect to $S = \{p_1, p_2, p_3\}$.

¹Element Uniqueness problem: Given a set $A = \{a_1, a_2, \dots, a_n\}$, is there a pair of indices i, j with $i \neq j$ such that $a_i = a_j$?

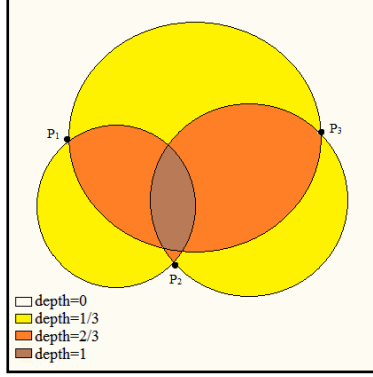


Figure 1: Spherical depth of the points in the plane

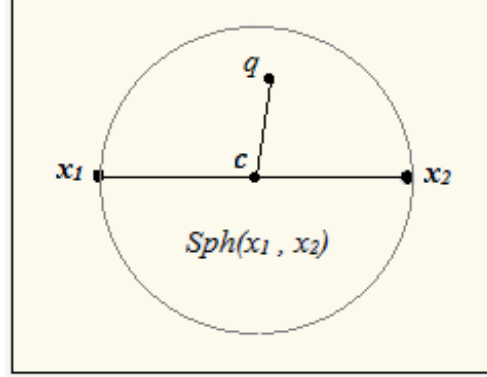


Figure 2: Sphere area defined by x_i and x_j

2.1 Algorithm for Computing the Spherical Depth of a Query Point

The current best algorithm for computing the spherical depth of a point $q \in \mathbb{R}^d$ with respect to a data set $S = \{x_1, x_2, \dots, x_n\} \subseteq \mathbb{R}^d$ is the brute force algorithm. This naive algorithm needs to check all of the $\binom{n}{2}$ sphere areas obtained from the data points to figure out how many of them contain q . It can be verified that q is contained in the sphere area $Sph(x_i, x_j)$ if and only if $d(x_i, x_j) \geq 2d(q, c)$, where x_i and x_j are two arbitrary points from S , and $c = (x_i + x_j)/2$ is the center of $Sph(x_i, x_j)$. See Figure 2 for an illustration in \mathbb{R}^2 . Checking all of the sphere areas causes the naive algorithm to take $\Theta(dn^2)$. Instead of counting, we focus on the geometric aspects of the sphere areas. These geometric properties lead us to develop an $O(n \log n)$ algorithm (Algorithm 1) for the computation of the spherical depth of q .

Lemma 2.1. For arbitrary points a, b , and t in \mathbb{R}^2 , $t \in Sph(a, b)$ if and only if $\angle atb \geq \frac{\pi}{2}$.

Proof. If t is on the boundary of $Sph(a, b)$, the *Inscribed Angle Theorem* (Theorem 2.2 in [4]) suffices as the proof in both directions. For the rest of the proof, by $t \in Sph(a, b)$, we mean $t \in \text{int } Sph(a, b)$.

\Rightarrow) For $t \in Sph(a, b)$, suppose that $\angle atb < \frac{\pi}{2}$ (proof by contradiction). We continue the line segment \overline{at} to cross the boundary of the $Sph(a, b)$. Let t' be the crossing point (see Figure 3). Since $\angle atb < \frac{\pi}{2}$, then, $\angle btt'$ is greater than $\frac{\pi}{2}$. Let $\angle btt' = \frac{\pi}{2} + \epsilon_1; \epsilon_1 > 0$. From the Inscribed Angle Theorem, we know that $\angle at'b$ is a right angle. The angle $\angle tbt' = \epsilon_2 > 0$ because $t \in Sph(a, b)$. Summing up the angles in $\triangle tt'b$, as computed in (3), leads to a contradiction. So, this direction of proof is complete.

$$\angle tt'b + \angle t'bt + \angle btt' \geq \frac{\pi}{2} + \epsilon_2 + \left(\frac{\pi}{2} + \epsilon_1\right) = \pi + \epsilon_1 + \epsilon_2 > \pi \quad (3)$$

\Leftarrow) If $\angle atb = \frac{\pi}{2} + \epsilon_1; \epsilon_1 > 0$, we prove that $t \in Sph(a, b)$. Suppose that $t \notin Sph(a, b)$ (proof by contradiction). Since $t \notin Sph(a, b)$, at least one of the line segments \overline{at} and \overline{bt} crosses the boundary of $Sph(a, b)$. Without loss of generality, assume that \overline{at} is the one that crosses the boundary of $Sph(a, b)$ at the point t' (see Figure 4). Considering the Inscribed Angle Theorem, we know that $\angle at'b = \frac{\pi}{2}$ and consequently, $\angle bt't = \frac{\pi}{2}$. The angle $\angle t'bt = \epsilon_2 > 0$ because $t \notin Sph(a, b)$. If we sum up the angles in the triangle $\triangle tt'b$, the same contradiction as in (3) will be implied. \square

Algorithm: Using Lemma 2.1, we present an algorithm to compute the spherical depth of a query point $q \in \mathbb{R}^2$ with respect to $S = \{x_1, x_2, \dots, x_n\} \subseteq \mathbb{R}^2$. This algorithm is summarized in the following steps.

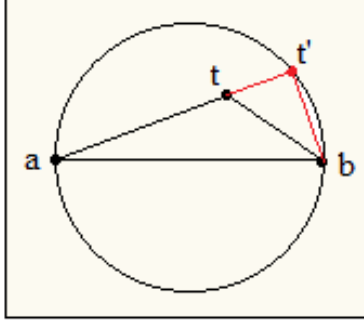


Figure 3: t inside $Sph(a, b)$

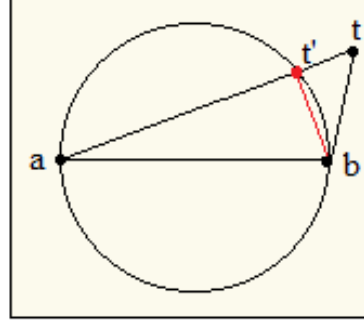


Figure 4: t outside $Sph(a, b)$

- **Translating the points:** Suppose that T is a translation by $(-q)$. We apply T to translate q and all data points into their new coordinates. Obviously, $T(q) = 0$.

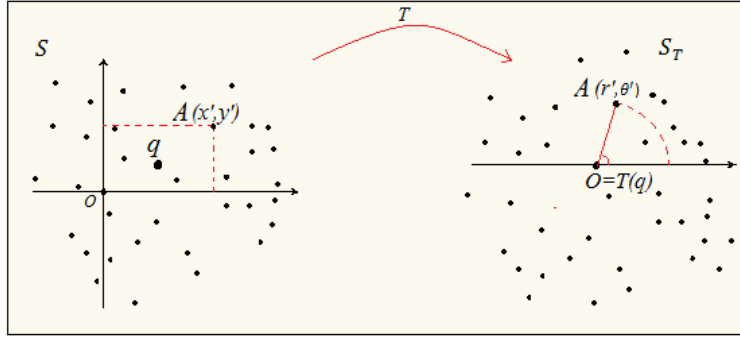


Figure 5: Transferred and sorted data set S_T obtained from S

- **Sorting the translated data points:** In this step we sort the translated data points based on their angles in their polar coordinates. After doing this step, we have S_T which is a sorted array of the translated data points. See Figure 5.
- **Calculating the spherical depth:** Suppose that $x_i(r_i, \theta_i)$ is the i^{th} element in S_T . For x_i , we define the arrays O_i and N_i as follows:

$$O_i = \left\{ j \mid x_j \in S_T, \frac{\pi}{2} \leq |\theta_i - \theta_j| \leq \frac{3\pi}{2} \right\}$$

$$N_i = \{1, 2, \dots, n\} \setminus O_i.$$

Thus the spherical depth of the origin of the coordinate system with respect to the data set S_T , which is equivalent to the spherical depth of q with respect to S , can be computed by:

$$SphD(q; S) = SphD(T(q); S_T) = SphD(0; S_T) = \frac{1}{2} \sum_{1 \leq i \leq n} |O_i|,$$

where $|O_i|$ is the length of O_i . To present an formula for computing the $|O_i|$, we define f_i and l_i as follows:

$$f_i = \begin{cases} \min N_i - 1 & \text{if } \frac{\pi}{2} < \theta_i \leq \frac{3\pi}{2} \\ \min O_i & \text{otherwise} \end{cases}$$

$$l_i = \begin{cases} \max N_i + 1 & \text{if } \frac{\pi}{2} < \theta_i \leq \frac{3\pi}{2} \\ \max O_i & \text{otherwise.} \end{cases}$$

Figure 6 illustrates O_i , N_i , f_i , and l_i in two different cases. Considering the definitions of f_i and l_i ,

$$|O_i| = \begin{cases} f_i + (n - l_i + 1) & \text{if } \frac{\pi}{2} < \theta_i \leq \frac{3\pi}{2} \\ l_i - f_i + 1 & \text{otherwise.} \end{cases}$$

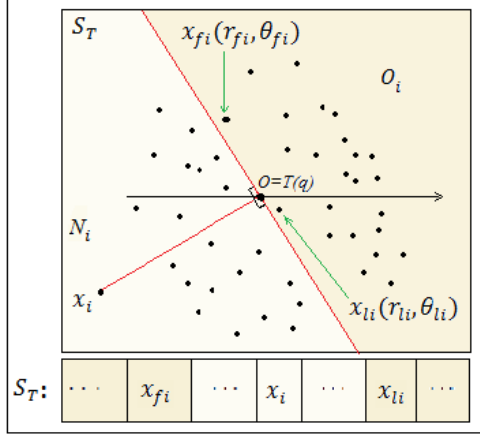


Figure 6: Two representations of S_T for $\theta \in (\frac{\pi}{2}, \frac{3\pi}{2}]$.

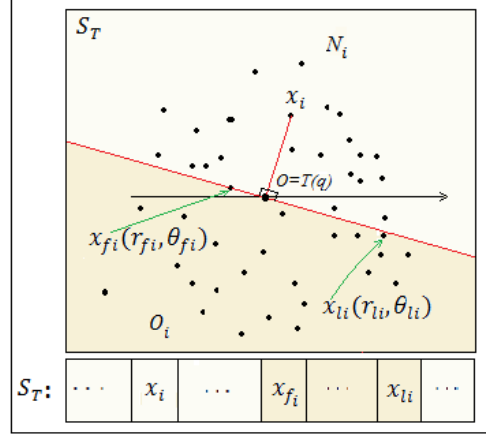


Figure 7: Two representations of S_T for $\theta \notin (\frac{\pi}{2}, \frac{3\pi}{2}]$.

Time complexity: To analyse the time complexity of the algorithm, we need to compute the time complexities of the procedures in the algorithm (see the pseudocode of the algorithm in Algorithm 1). The first procedure takes $O(n)$ to translate q and all data points into the new coordinate system. The second procedure takes $O(n \log n)$ time. In this procedure, the loop iterates n times, and the sorting algorithm takes $O(n \log n)$. Due to using the binary search algorithm for every O_i , the running time of the last procedure is also $O(n \log n)$. The rest of the algorithm contributes some constant time. In total, the running time of the algorithm is $O(n \log n)$.

3 Lower Bound for Computing the Spherical Depth of a Point in the Plane

We reduce the problem of Element Uniqueness to the problem of computing the spherical depth. It is known that the question of Element Uniqueness has a lower bound of $\Omega(n \log n)$ in the algebraic decision tree model of computation [1].

Theorem 3.1. Computing the spherical depth of a query point in the plane takes $\Omega(n \log n)$ time.

Proof. We show that finding the spherical depth allows us to answer the question of Element Uniqueness. Suppose that $A = \{a_1, a_2, \dots, a_n\}$, for $n \geq 2$ is a given set of real numbers.² For every $a_i \in A$ we construct

²**Note:** We suppose all of the a_i s to be only positive(negative), otherwise we partition A into two sets A_1 (consisting of only positive numbers) and A_2 (consisting of only negative numbers), and prove the theorem for A_1 and A_2 , separately. Note that $A = A_1 \cup A_2$ and $A_1 \cap A_2 = \emptyset$.

Algorithm 1 Computing the spherical depth of points in the plane

Input: A data set S and a query point q

Output: Spherical Depth of q with respect to S ($SphD(q; S)$)

```
1: procedure TRANSLATING POINTS
2: input:  $S$ 
3: output: Translated data set ( $S_T$ )
4:   for each  $x_i \in S$  do
5:      $x_i \leftarrow (x_i - q)$ 
6:   return  $S_T$ 

7: procedure SORTING TRANSLATED DATA POINTS AROUND  $T(q)$ 
8: input:  $S_T$  and  $T(q)$ 
9: output: Sorted array  $S_{TP}$ 
10:  for each  $x_i \in S_T$  do
11:     $x_i \leftarrow$  Polar coordinate of  $x_i$  //  $x_i(\theta_i, r_i)$  is obtained here.
12:    Using an  $O(n \log n)$  sorting algorithm, sort  $x_i$  based on  $\theta_i$ 
13:  return  $S_{TP}$ 

14: procedure DEPTH CALCULATION
15: input:  $S_{TP}$ 
16: output: Depth value of  $SphD(q; S)$ 
17:  for each  $x_i \in S_{TP}$  do
18:     $O_i \leftarrow \{j \mid x_j \in S_{TP}, \frac{\pi}{2} \leq |\theta_i - \theta_j| \leq \frac{3\pi}{2}\}$ 
19:     $N_i \leftarrow \{1, 2, \dots, n\} \setminus O_i$ 
20:    Using two binary search calls, find the elements  $f_i$  and  $l_i$  in  $S_{TP}$ .
21:     $f_i = \begin{cases} \min N_i - 1 & \text{if } \frac{\pi}{2} < \theta_i \leq \frac{3\pi}{2} \\ \min O_i & \text{otherwise} \end{cases}$ 
22:     $l_i = \begin{cases} \max N_i + 1 & \text{if } \frac{\pi}{2} < \theta_i \leq \frac{3\pi}{2} \\ \max O_i & \text{otherwise.} \end{cases}$ 
23:    Compute  $|O_i| = \begin{cases} f_i + (n - l_i + 1); & \text{if } \frac{\pi}{2} < \theta_i \leq \frac{3\pi}{2} \\ l_i - f_i + 1; & \text{otherwise.} \end{cases}$ 
24:     $SphD(q; S) \leftarrow \frac{1}{2} \sum_{1 \leq i \leq n} |O_i|$ 
25:  return  $SphD(q; S)$ 

26: End;
```

four points x_i, x_{n+i}, x_{2n+i} , and x_{3n+i} in the polar coordinate system as follows:

$$x_i = (r_i, \theta_i), x_{n+i} = \left(r_i, \theta_i + \frac{\pi}{2}\right), x_{2n+i} = (r_i, \theta_i + \pi), \text{ and } x_{3n+i} = \left(r_i, \theta_i + \frac{3\pi}{2}\right),$$

where $r_i = \sqrt{1 + a_i^2}$ and $\theta_i = \tan^{-1}(1/a_i)$. Thus we have a set S of $4n$ points x_i, x_{n+i}, x_{2n+i} , and x_{3n+i} , for $1 \leq i \leq n$. See Figure 8.

We select the query point $q = (0, 0)$, and define O_j as follows:

$$O_j = \left\{ x_k \in S \mid \angle x_j q x_k \geq \frac{\pi}{2} \right\}, 1 \leq j \leq 4n. \quad (4)$$

We compute $SphD(q; S)$ in order to answer the Element Uniqueness problem. Suppose that $x_j \in S$, for $1 \leq j \leq 4n$, is a unique element. In this case, $|O_j| = 2n + 1$ because, from (4), it can be figured out that the expanded O_j is as follows:

$$O_j = \begin{cases} \{x_{n+1}, \dots, x_{n+j}, x_{2n+1}, \dots, x_{3n}, x_{3n+j}, \dots, x_{4n}\}; & \text{if } j \in \{1, \dots, n\} \\ \{x_{2n+1}, \dots, x_{n+j}, x_{3n+1}, \dots, x_{4n}, x_{j-n}, \dots, x_n\}; & \text{if } j \in \{n+1, \dots, 2n\} \\ \{x_{3n+1}, \dots, x_{j+n}, x_1, \dots, x_n, x_{j-n}, \dots, x_{2n}\}; & \text{if } j \in \{2n+1, \dots, 3n\} \\ \{x_1, \dots, x_{j-3n}, x_{n+1}, \dots, x_{2n}, x_{j-n}, \dots, x_{3n}\}; & \text{otherwise.} \end{cases}$$

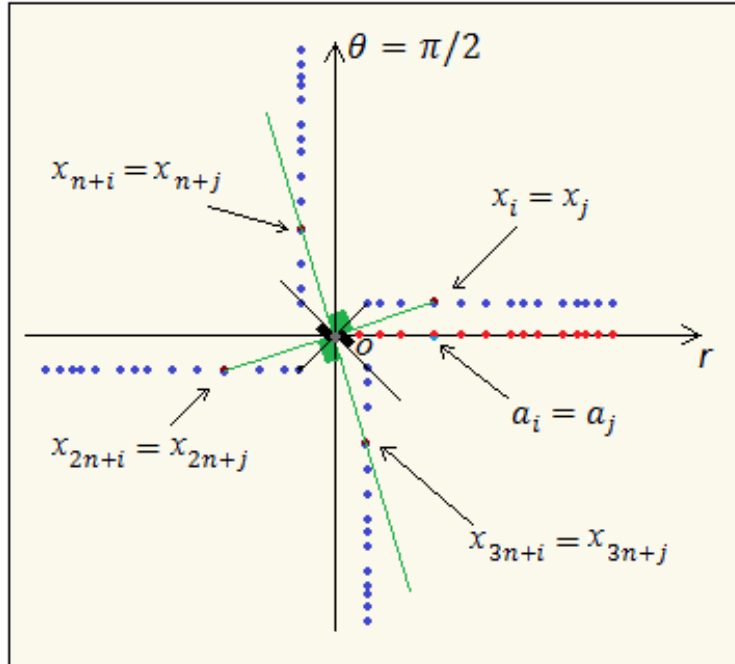


Figure 8: A representation of A (determined by red points) S (determined by blue points) and duplications in these sets

Referring to Lemma 2.1 and Algorithm 1,

$$SphD(q; S) = \frac{1}{2} \sum_{1 \leq j \leq 4n} |O_j| = \frac{1}{2} \sum_{1 \leq j \leq 4n} (2n + 1) = \frac{1}{2} (4n)(2n + 1) = 4n^2 + 2n$$

Now suppose that there exist some $i \neq j$ with $x_i = x_j$ in S . In this case, from (4), it can be seen that

$$\begin{aligned} |O_i| &= |O_j| = |O_{(n+i) \bmod 4n}| = |O_{(n+j) \bmod 4n}| = |O_{(2n+i) \bmod 4n}| = \\ &= |O_{(2n+j) \bmod 4n}| = |O_{(3n+i) \bmod 4n}| = |O_{(3n+j) \bmod 4n}| = 2n + 2. \end{aligned}$$

See Figure 8. Lemma 2.1 and Algorithm 1 imply that

$$SphD(q; S) = \frac{1}{2} \sum_{1 \leq j \leq 4n} |O_j| = \frac{1}{2} ((4n - 8)(2n + 1) + 8(2n + 2)) = 4n^2 + 2n + 4.$$

Thus if some element is duplicated in S , $SphD(q; S)$ is strictly higher than if S has no repetition in its elements. In other words, the question of Element Uniqueness can be answered by finding the spherical depth. Therefore the elements of A are unique if and only if the spherical depth of $(0, 0)$ with respect to S is $4n^2 + 2n$. This implies that the computation of spherical depth require $\Omega(n \log n)$ time. It is necessary to mention that the only computations in the reduction are the construction of S that take $O(n)$ time. \square

4 Relationships Between Spherical Depth and Simplicial Depth

Definition: For a point $q \in \mathbb{R}^2$ and a data set S consisting of n points in \mathbb{R}^2 , we define $Bin(q; S)$ to be the set of all closed sphere areas, out of $\binom{n}{2}$ possible sphere areas, that contain q . We also define $Sin(q; S)$ to be the set of all closed simplices, out of $\binom{n}{3}$ possible closed simplices defined by S , that contain q .

Lemma 4.1. Suppose that q is a point in a given convex hull H obtained from a data set S in \mathbb{R}^2 . q is covered by the union of sphere areas defined by S .

Proof. It can be seen that there is at least one triangle, defined by the vertices of H , that contains q . We prove that the union of the sphere areas defined by such triangle contains q . See Figure 9 and Figure 10. We prove this statement by contradiction. Suppose that q is covered by none of $Sph(a, b)$, $Sph(a, c)$, and $Sph(b, c)$. Therefore, Lemma 2.1 implies that none of the angles $\angle aqb$, $\angle aqc$, and $\angle bqc$ is greater than or equal to $\frac{\pi}{2}$ which is a contradiction because at least one of these angles should be at least $\frac{2\pi}{3}$ in order to get 2π as their sum. \square

Lemma 4.2. Suppose that $S = \{a, b, c\}$ is a set of points in \mathbb{R}^2 . For every $q \in \mathbb{R}^2$, if $|Sin(q; S)| = 1$, then $|Bin(q; S)| \geq 2$.

Another form of Lemma 4.2 is that if $q \in \triangle abc$, then q falls inside at least two sphere areas out of three sphere areas $Sph(a, b)$, $Sph(c, b)$, and $Sph(a, c)$. The equivalency between these two forms of the lemma is clear. We prove just the first one.

Proof. We prove the lemma by contradiction. By Lemma 4.1, $Bin(q; S) \geq 1$. Suppose that $|Bin(q; S)| = 1$. If q is located on the vertices of $\triangle abc$, it clear that $|Bin(q; S)| \geq 2$ thus, we suppose that q is not located on the vertices of $\triangle abc$. Without loss of generality, we suppose that q falls inside the $Sph(a, b)$. For the rest of the proof, we focus on the relationships among the angles $\angle aqb$, $\angle cqa$, and $\angle cqb$ (see Figure 10). Since q is inside $\triangle abc$, $\angle aqb \leq \pi$. Consequently, at least one of $\angle cqa$ and $\angle cqb$ is greater than or equal to $\frac{\pi}{2}$. So, Lemma 2.1 implies that q will fall inside at least one of the $Sph(a, c)$ and $Sph(b, c)$. Hence, $|Bin(q; S)| = 1$ contradicts $|Sin(q; S)| = 1$. This means that the case $|Bin(q; S)| \geq 2$. As an illustration, in Figure 10, for the points inside the hatched area $|Bin(q; S)| = 3$. \square

Lemma 4.3. For $S = \{x_1, \dots, x_n\} \subset \mathbb{R}^2$, $\frac{|Bin(q; S)|}{|Sin(q; S)|} \geq \frac{2}{n-2}$.

Proof. We suppose that $Sph(x_i, x_j) \in Bin(q; S)$ (see Figure 11). There exist at most $(n - 2)$ triangles in $Sin(q; S)$ such that $x_i x_j$ is an edge of them. Let us consider $\triangle x_i x_j x_k$ from these triangles. Referring to Lemma 4.2, we know that q falls inside at least one of $Sph(x_i, x_k)$ and $Sph(x_j, x_k)$. It means that there exist

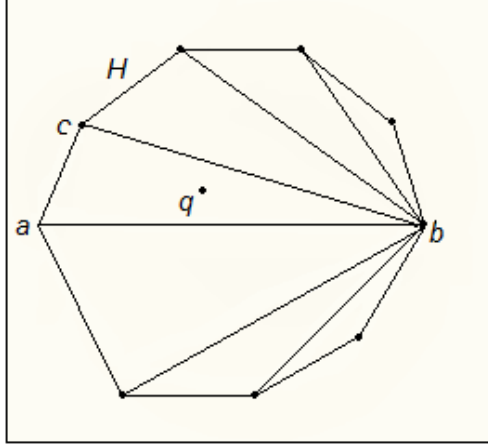


Figure 9: Convex hull H contains point q .

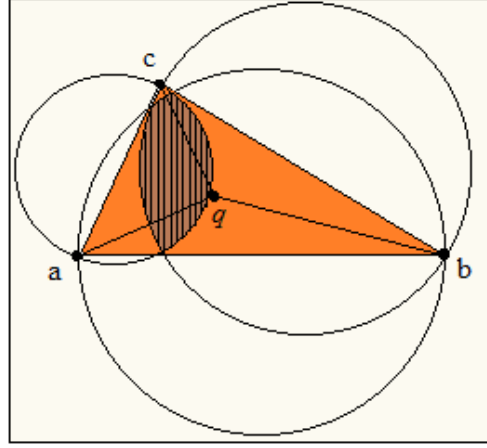


Figure 10: Triangle abc contains point q .

at most $(n - 2)$ triangles in $Sin(q; S)$ such that $x_i x_k$ (respectively $x_j x_k$) is an edge of them. As can be seen, the triangle $\Delta x_i x_j x_k$ is counted at least two times, one time for $Sph(x_i, x_j)$ and one time for $Sph(x_i, x_k)$ (or $Sph(x_j, x_k)$). So, we can say that for every sphere area from $Bin(q; S)$, such as $Sph(x_i, x_j)$ there exist at most $\frac{(n-2)}{2}$ distinct triangles, triangles with only one common side, in $Sin(q; S)$. Consequently, (5) can be obtained.

$$\frac{(n-2)}{2} |Bin(q; S)| \geq |Sin(q; S)| \Rightarrow \frac{|Bin(q; S)|}{|Sin(q; S)|} \geq \frac{2}{(n-2)} \quad (5)$$

□

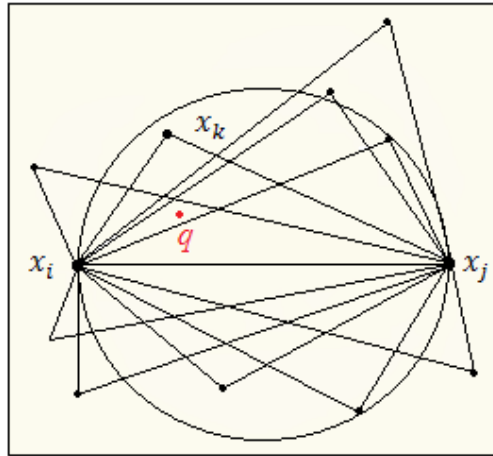


Figure 11: Sphere area $Sph(x_i, x_j)$ contains point q

Theorem 4.4. For $q \in \mathbb{R}^2$ and a given data set S which consists of n points in \mathbb{R}^2 , $SphD(q; S) \geq \frac{2}{3} SD(q; S)$.

Proof. From the definitions of spherical depth and simplicial depth, we can calculate the ratio of $\frac{SphD(q; S)}{SD(q; S)}$

as follows:

$$\frac{SphD(q; S)}{SD(q; S)} = \frac{\frac{|Bin(q; S)|}{\binom{n}{2}}}{\frac{|Sin(q; S)|}{\binom{n}{3}}} = \frac{|Bin(q; S)|}{|Sin(q; S)|} \times \frac{(n-2)}{3} \quad (6)$$

From (6) and Lemma 4.3, it can be seen that

$$\frac{SphD(q; S)}{SD(q; S)} \geq \frac{2}{3} \Rightarrow SphD(q; S) \geq \frac{2}{3} SD(q; S).$$

□

5 Experiments

To support Theorem 4.4, we compute the spherical depth and the simplicial depth of the points in three random sets Q_1 , Q_2 , and Q_3 with respect to data sets S_1 , S_2 , and S_3 , respectively. The elements of Q_i and S_i are some randomly generated points (double precision floating point) within the square $A = \{(x, y) | x, y \in [-10, 10]\}$. The results of our experiments are summarized in Table 1. Every cell in the table represents the corresponding depth of q_i with respect to data set S_i , where $q_i \in Q_i$. The cardinalities of Q_i s and S_i s are as follows: $|Q_1| = 100$, $|S_1| = 750$, $|Q_2| = 750$, $|S_2| = 2500$, $|Q_3| = 2500$, $|S_3| = 10000$.

As can be seen in Table 1, the experimental results are consistent with Theorem 4.4. In fact, the experimental results suggest a bound that is stronger than the obtained bound in Theorem 4.4. This difference between the experimental bound and the theoretical bound is a motivation to do more research in this area.

	$(q_1; S_1)$		$(q_2; S_2)$		$(q_3; S_3)$	
	Min	Max	Min	Max	Min	Max
SD	0.00	0.25	0	0.25	0.00	0.24
$SphD$	0.01	0.50	0.00	0.50	0.00	0.50
$\frac{SphD}{SD}$	2.00	∞	2.00	∞	2.02	∞

Table 1: Minimum and Maximum of simplicial depth, spherical depth, and the ratio of these data depths.

6 Conclusion

In this paper, we developed an optimal $\Theta(n \log n)$ algorithm to compute the spherical depth of a bivariate query point with respect to a given data set in \mathbb{R}^2 . To obtain a lower bound for the algorithm, the Element Uniqueness problem, which requires $\Omega(n \log n)$ time, is reduced to the computing of spherical depth. In addition to the time complexity, the main advantage of this algorithm is its simplicity for implementation. We also investigated some geometric properties which lead us to find a theoretical relationship (i.e. $SphD \geq \frac{2}{3} SD$) between the spherical depth and the simplicial depth. Finally, some experimental results which suggest a stronger bound (i.e. $SphD \geq 2SD$) are provided. More research on this topic is needed to figure out if the real bound is closer to the experimental bound or to the current theoretical bound.

References

- [1] Ben-Or, Michael. *Lower bounds for algebraic computation trees*, *Proceedings of the fifteenth annual ACM symposium on Theory of computing*. Vol. 2, 80-86, 1983.

- [2] Elmore, Ryan T and Hettmansperger, Thomas P and Xuan, Fengjuan. *Spherical data depth and a multivariate median*, *Journal of "DIMACS Series in Discrete Mathematics and Theoretical Computer Science"*. Vol. 72, 87-101,2006.
- [3] Hotelling, Harold. *Stability in competition*, *The Collected Economics Articles of Harold Hotelling*. Springer, 50-63, 1990.
- [4] Libeskind, Shlomo. *Euclidean and transformational geometry: A deductive inquiry*. Vol. 2, 523-531,2008.
- [5] Liu, Regina Y and others. *On a notion of data depth based on random simplices*. *Journal of "The Annals of Statistics"*, Vol. 18, 405-414, 1990.
- [6] Liu, Zhenyu and Modarres, Reza. *Lens data depth and median*. *Journal of Nonparametric Statistics*, Vol. 23, 1063-1074, 2011.
- [7] Oja, Hannu. *Descriptive statistics for multivariate distributions*. *Journal of Statistics & Probability Letters*, Vol. 1, 327-332, 1983.
- [8] Small, Christopher G. *A survey of multidimensional medians*, *Journal of "International Statistical Review/Revue Internationale de Statistique"*, 263-277,1990.
- [9] Tukey, John W. *Proceedings of the international congress of mathematicians*. Vol. 2, 523-531,1975.
- [10] Yang, Mengta. *Depth Functions, Multidimensional Medians and Tests of Uniformity on Proximity Graphs*. PhD Thesis, The George Washington University, 2014.