

Analysis of recent CLAS data on $f_1(1285)$ photoproduction

Xiao-Yun Wang^{1,*} and Jun He^{2,†}

¹Department of physics, Lanzhou University of Technology, Lanzhou 730050, China

²Theoretical Physics Division, Institute of Modern Physics,
Chinese Academy of Sciences, Lanzhou 730000, China

Based on the experimental data released recently by the CLAS Collaboration, the $f_1(1285)$ photoproduction off a proton target is investigated in an effective Lagrangian approach. In our model, s -channel, u -channel, and t -channel Born terms are included to calculate the differential cross sections, which are compared with recent CLAS experiment. An interpolating Reggeized treatment is applied to the t channel, and it is found that the t -channel contribution is dominant in the $f_1(1285)$ photoproduction and the u -channel contribution is responsible to the enhancement at backward angles. The present calculation does not take into account any explicit s -channel nucleon resonance contribution, nevertheless, our model provides a good description of the main features of the data. It suggests small couplings of the $f_1(1285)$ and the nucleon resonances in this energy region.

PACS numbers: 13.60.Le, 12.40.Nn

I. INTRODUCTION

Thanks to the high quality photoproduction data obtained at facilities with electromagnetic probe, great progress has been achieved in the study of the hadron spectroscopy, especially of the nucleon resonance, during the last few decades. Meson photoproduction off baryon provides one of the most direct routes to extract information of the hadronic structure. At present, the nature of nucleon resonances below 2 GeV has been widely investigated in both experiment and theory. However, studies of the properties of nucleon resonances above 2 GeV are somewhat scarce.

The $f_1(1285)$ photoproduction attracts special attention due to its large threshold of production energy, which provides opportunity to study the property of nucleon resonance above 2 GeV. Furthermore, the nature of the $f_1(1285)$ is also an interesting topic in the hadronic spectroscopy and has been studied for many years. In the Review of Particle Physics (PDG) the $f_1(1285)$ is an axial-vector state with quantum number $J^G(J^{PC}) = 0^+(1^{++})$ [1]. In Refs. [2, 3], the $f_1(1285)$ was suggested to be a dynamically generated state produced from the $K\bar{K}^*$ interaction. In addition, the $f_1(1285)$ appears as a bound state in the dynamical picture within the frame of chiral unitary approach in Refs. [4, 5]. Recently, the results in Ref. [6] suggested that the $f_1(1285)$ is the strange partner of the $X(3872)$ in the hadronic molecular state picture. Thus, the investigation of the $f_1(1285)$ photoproduction may provide useful information for better understanding the nature of the $f_1(1285)$. Besides its decay pattern as done in the CLAS experiment [7], we may obtain the information about the decay of a nucleon resonance to the $f_1(1285)$ and a nucleon and its radiative decay to vector meson.

In the past, due to lack of experimental data, studies of the $f_1(1285)$ photoproduction off a proton are scarce except some theoretical predictions before the CLAS data, where only t

channel is considered [8, 9]. Though these theoretical models provide a basic frame for the $f_1(1285)$ photoproduction and are important to push forward the experimental studies, but failed to fit new CLAS data [7]. As suggested by new data released by the CLAS Collaboration, the differential cross sections were measured from threshold up to a center-of-mass energy of 2.8 GeV in a wide range of production angle. The cross section falls off in the forward most angle bins, which is not typical in meson photoproduction [7], which suggests a t -channel contribution with interpolating Reggeized treatment [10]. Moreover, new CLAS data also provide result at backward angles where an enhancement can be found, which indicates the possible u -channel contribution [11, 12].

The CLAS data provide an opportunity to understand reaction mechanism of the $f_1(1285)$ photoproduction. It is interesting to make a more explicit analysis about the new CLAS data. In this work, we will analyze the $f_1(1285)$ photoproduction based on the CLAS data in an effective Lagrangian approach. Besides the t channel which has been considered the predictions of Ref. [8], u channel and s channel will also be included in our calculation. The reaction mechanism is illustrated in Fig. 1.

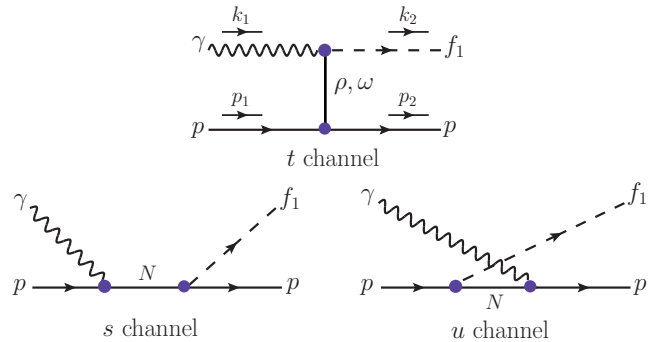


FIG. 1. (Color online) Feynman diagrams for the $f_1(1285)$ photoproduction.

* xywang@lut.cn

† Corresponding author : junhe@impcas.ac.cn

In Ref. [8], the t -channel ρ and ω meson exchanges were

considered with the Reggeized trajectory, which failed to reproduce the rapid fall off at forward angle in the CLAS data. In this work, we will adopt interpolating Reggeized trajectory instead of the traditional Reggeized treatment to reproduce behavior of experimental data at forward angles [10]. Usually, the contribution from s channel with nucleon pole is expected to be very small and the u -channel contribution will produce an enhancement at backward angles [11, 12]. It is hopeful to reproduce the new CLAS data only with the t - and u -channel contributions. Hence, in the present work, we do not include the contributions from the nucleon resonances in the s channel at first. An calculation with the major background mechanisms may be enough to capture the main features of the data. Of course, such assumption need explicit calculation to confirm and it will be done in this work.

This paper is organized as follows. After introduction, we present the formalism including Lagrangians and amplitudes of the $f_1(1285)$ photoproduction in Section II. The numerical results of differential cross section follow in Sec. III and are compared with the CLAS data. Finally, the paper ends with a brief summary.

II. FORMALISM

A. Lagrangians and amplitudes

The $f_1(1285)$ photoproduction off a proton target occurs through the mechanism in Fig. 1, which includes t -channel ρ and ω exchanges, s and u channels with intermediate nucleon. To gauge the contributions from these mechanisms, the relevant Lagrangians are needed, which will be given in the followings.

For the t -channel vector-meson ($V = \rho$ or ω) exchange, one need following Lagrangians [8, 9, 13–15],

$$\mathcal{L}_{VNN} = -g_{VNN}\bar{\psi}_N \left[\gamma_\mu \epsilon_V^\mu - \frac{\kappa_V}{2m_N} \sigma_{\mu\nu} \partial^\nu \epsilon_V^\mu \right] \psi_N, \quad (1)$$

$$\mathcal{L}_{Vf_1\gamma} = eg_{Vf_1\gamma} \epsilon_{\mu\nu\alpha\beta} \partial^\mu A^\nu \epsilon_V^\alpha \epsilon_{f_1}^\beta, \quad (2)$$

where ψ_N , ϵ_V , ϵ_{f_1} , and A are the nucleon, vector meson, $f_1(1285)$ meson, and photon fields, respectively. Usually one takes $e = \sqrt{4\pi\alpha}$ with α being the fine-structure constant. The coupling constant $g_{\rho f_1\gamma}$ is determined from the decay width

$$\Gamma_{f_1 \rightarrow \rho\gamma} = g_{\rho f_1\gamma}^2 \frac{\alpha}{3m_\rho^2} \left(1 + \frac{m_\rho^2}{m_{f_1}^2} \right) |\vec{p}_\gamma^{\text{c.m.}}|^3, \quad (3)$$

where $\vec{p}_\gamma^{\text{c.m.}}$ is the three-momentum of photon in the rest frame of the $f_1(1285)$ meson. By taking $\Gamma_{f_1 \rightarrow \rho\gamma} \simeq 1.33$ MeV [1], one gets $g_{\rho f_1\gamma} \simeq 1.7$ GeV⁻². The value of $g_{\omega f_1\gamma}$ can be obtained via quark model and SU(2) symmetry [8], i.e.

$$g_{\omega f_1\gamma} = \frac{1}{3} g_{\rho f_1\gamma}.$$

In literature [9, 15], the correspondent coupling constants g_{VNN} and κ_V were calculated. In Table I, we list the values of coupling constants associated with ρ and ω mesons.

TABLE I. The coupling constants for the vector ρ and ω mesons [9].

V	g_{VNN}	κ_V	$g_{Vf_1\gamma}$
ρ	2.4	14.64	1.7
ω	9	0	0.57

According to the above Lagrangians, the scattering amplitude of the $f_1(1285)$ photoproduction via vector meson exchange can be written as

$$i\mathcal{M}_t = ie g_{VNN} g_{Vf_1\gamma} F_t(q_V) \epsilon_{\mu\nu\alpha\beta} \epsilon_{f_1}^{\nu*}(k_2) \bar{u}(p_2) \frac{\mathcal{P}^{\alpha\xi}}{t - m_V^2} \left(\gamma_\xi - \frac{\kappa_V}{2m_N} \gamma_\xi \not{q}_V \right) k_1^\beta u(p_1) \epsilon^\mu(k_1), \quad (4)$$

with propagator of the vector meson as $\mathcal{P}^{\alpha\xi} = i(g^{\alpha\xi} + q_V^\alpha q_V^\xi / m_V^2)$. For the t channel vector meson exchange, the general form factor $F_{Vf_1\gamma} = [(\Lambda_t^2 - m_V^2)/(\Lambda_t^2 - q_V^2)]^2$ and $F_{VNN} = (\Lambda_t^2 - m_V^2)/(\Lambda_t^2 - q_V^2)$ are taken into account and in this work the cutoffs are taken as the same one for simplification as done in Ref. [8]. Here, q_V and m_V are four-momentum and mass of the exchanged meson, respectively.

To study the contribution from the nucleon exchange, one need to construct the Lagrangians for the γNN and the $f_1 NN$ couplings [9, 16],

$$\mathcal{L}_{\gamma NN} = \frac{e\kappa_p}{2m_N} \bar{\psi}_N \sigma_{\mu\nu} \partial^\nu A^\mu \psi_N + \text{H.c.}, \quad (5)$$

$$\mathcal{L}_{f_1 NN} = g_{f_1 NN} \bar{\psi}_N \left(f_{1\mu} - i \frac{\kappa_{f_1}}{2m_N} \gamma^\nu \partial_\nu \epsilon_{f_1\mu} \right) \gamma^\mu \gamma^5 \psi_N + \text{H.c.} \quad (6)$$

The value of coupling constant $g_{f_1 NN}$ is not well determined, and a value about 2.5 will be taken as discussed in Ref. [17]. $\kappa_p \simeq 1.79$ is the anomalous magnetic moment of the proton. The value of κ_{f_1} will be determined by fitting the CLAS experimental data [7]. For the s and u channels with intermediate nucleons, we adopt the general form factor to describe the size of the hadrons [8],

$$F_{s/u}(q_N) = \frac{\Lambda_{s/u}^4}{\Lambda_{s/u}^4 + (q_N^2 - m_N^2)^2}, \quad (7)$$

where q_N and m_N are four-momentum and mass of the exchanged nucleon, respectively. Since the s -wave contributions are usually very small, we take $\Lambda_s = \Lambda_u$. The values of cutoffs Λ_s , Λ_u and Λ_t will be determined by fitting experimental data.

The scattering amplitudes via the nucleon exchanges read as

$$i\mathcal{M}_s = \frac{e\kappa_p}{2m_N} g_{f_1 NN} F_s(q_N) \epsilon_{f_1}^{\nu*}(k_2) \bar{u}(p_2) \left(1 - i \frac{\kappa_{f_1}}{2m_N} \not{k}_2 \right) \gamma^\nu \gamma^5 \frac{(\not{q}_N + m_N)}{s - m_N^2} \gamma^\mu \not{k}_1 u(p_1) \epsilon^\mu(k_1), \quad (8)$$

$$i\mathcal{M}_u = \frac{e\kappa_p}{2m_N} g_{f_1 NN} F_u(q_N) \epsilon_{f_1}^{\nu*}(k_2) \bar{u}(p_2) \gamma^\mu \not{k}_1 \left(1 - i \frac{\kappa_{f_1}}{2m_N} \not{k}_2 \right) \gamma^\nu \gamma^5 \frac{(\not{q}_N + m_N)}{u - m_N^2} u(p_1) \epsilon^\mu(k_1), \quad (9)$$

where $s = (k_1 + p_1)^2$, $t = (k_1 - k_2)^2$ and $u = (p_2 - k_1)^2$ are the Mandelstam variables.

B. Interpolating Reggeized t -channel

To analyze hadron photoproduction at high energies, a more economical approach may be furnished by a Reggeized treatment [18]. In Refs. [18, 19], standard Reggeized treatment for t -channel meson exchange consists of replacing the product of the form factor in Eq. (4) as

$$F_t(q_\rho) \rightarrow \mathcal{F}_t(q_\rho) = \left(\frac{s}{s_{scale}}\right)^{\alpha_\rho(t)-1} \frac{\pi\alpha'_\rho(t - m_\rho^2)}{\Gamma[\alpha_\rho(t)] \sin[\pi\alpha_\rho(t)]}, \quad (10)$$

$$F_t(q_\omega) \rightarrow \mathcal{F}_t(q_\omega) = \left(\frac{s}{s_{scale}}\right)^{\alpha_\omega(t)-1} \frac{\pi\alpha'_\omega(t - m_\omega^2)}{\Gamma[\alpha_\omega(t)] \sin[\pi\alpha_\omega(t)]} \quad (11)$$

The scale factor s_{scale} is fixed at 1 GeV. In addition, the Regge trajectories $\alpha_\rho(t)$ and $\alpha_\omega(t)$ read as [8, 20],

$$\alpha_\rho(t) = 0.55 + 0.8t, \quad \alpha_\omega(t) = 0.44 + 0.9t. \quad (12)$$

In practical applications, the onset of the ‘‘Regge regime’’ is oftentimes very much under debate. In this work, we adopt the interpolating Reggeized treatment which can interpolate the Regge case smoothly to Feynman case. Such a hybrid approach has been successfully applied to reproduce the experimental data in Refs. [10–12, 21], especially the fall off at forward angles. In Refs. [18, 19], the local gauge invariance of the Regge trajectory were discussed. In the case of this work, the gauge invariance is kept because the Lagrangians for the t channel produce an amplitude which keeps gauge invariance by itself. So we need not make extra treatment to restore the gauge invariance. The interpolated Reggeized form factor can then be written as

$$F_t \rightarrow \mathcal{F}_{R,t} = \mathcal{F}_t R(t) + \mathcal{F}_t [1 - R(t)] \quad (13)$$

where $R(t) = R_s(s) R_t(t)$ with

$$R_s(s) = \frac{1}{1 + e^{-(s-s_R)/s_0}}, \quad R_t(t) = \frac{1}{1 + e^{-(t-t_R)/t_0}}. \quad (14)$$

Here, s_R and t_R describe the centroid values for the transition from non-Regge to Regge regimes while s_0 and t_0 provide the respective widths of the transition regions. The four parameters of this function will be fitted to the experimental data.

III. NUMERICAL RESULTS

With the preparation in the previous section, the differential cross section of the $f_1(1285)$ photoproduction will be calculated and compared with the CLAS data released recently. The differential cross section in the center of mass (c.m.) frame is written with the amplitudes obtained in the previous section as

$$\frac{d\sigma}{d\cos\theta} = \frac{1}{32\pi s} \frac{|\vec{k}_2^{\text{c.m.}}|}{|\vec{k}_1^{\text{c.m.}}|} \left(\frac{1}{4} \sum_\lambda |\mathcal{M}|^2 \right), \quad (15)$$

where $s = (k_1 + p_1)^2$, and θ denotes the angle of the outgoing $f_1(1285)$ meson relative to beam direction in the c.m. frame. $\vec{k}_1^{\text{c.m.}}$ and $\vec{k}_2^{\text{c.m.}}$ are the three-momenta of initial photon beam and final $f_1(1285)$, respectively.

A. Fitting procedure

The CLAS data [7] for the $f_1(1285)$ photoproduction will be fitted with the help of the MINUIT code in the CERNLIB. In the current work, we minimize χ^2 per degree of freedom ($d.o.f.$) for the differential cross sections $d\sigma/d\cos\theta$ of the CLAS data by fitting seven parameters, which include four parameters for the Regge trajectory s_0, t_0, s_R, t_R , the anomalous magnetic moment κ_{f_1} , and the cutoffs Λ_t and Λ_u . Here the cutoff Λ_s for s channel is chosen the same as Λ_u for u channel for simplification because the s -channel contribution is usually small. The CLAS experimental data include 45 data points at center-of-mass energy bin $W = 2.35, 2.45, 2.55, 2.65$, and 2.75 GeV at nine angle bins [7]. In the fitting, both statistical and systematic uncertainties are considered.

The fitted values of the free parameters are listed in Table II, with a reduced value $\chi^2/d.o.f. = 1.13$, which indicates the CLAS [7] data can be reproduced quite well in the current model with only s -, u -, and t -channel Born terms. It suggests the intermediate s -channel nucleon resonances are not essential to reproduce the experimental data. Moreover, the best fitted result is achieved with reasonable cutoff values $\Lambda_x (x = s, u, t)$ around the usual empirical 1 GeV value.

TABLE II. Fitted values of free parameters and corresponding reduced $\chi^2/d.o.f.$ value.

$\sqrt{s_0}$ (GeV ²)	$\sqrt{s_R}$ (GeV ²)	t_0 (GeV ²)	t_R (GeV ²)
3.32 ± 0.16	4.93 ± 0.25	0.88 ± 0.02	0.3 ± 0.23
κ_{f_1}	Λ_t (GeV)	$\Lambda_s = \Lambda_u$ (GeV)	$\chi^2/d.o.f.$
1.76 ± 0.05	0.77 ± 0.17	0.70 ± 0.01	1.13

B. Differential cross section for the $f_1(1285)$ photoproduction

In this subsection, we will present the best fitted results. As shown in Fig. 2, the differential cross section $d\sigma/d\cos\theta$ reported by the CLAS Collaboration are well reproduced in our model. It is found that the t -channel vector meson exchange plays a dominant role in the $f_1(1285)$ photoproduction. Its contribution corresponds to the enhancement at forward angles. The u -channel with nucleon exchange plays a very important role at backward angles, in particular, at the high-energy end of the data range. The differential cross section in full model is almost from these two contributions. Since the contribution from s channel with nucleon exchange is very small and can be negligible, it is not shown in Fig. 2.

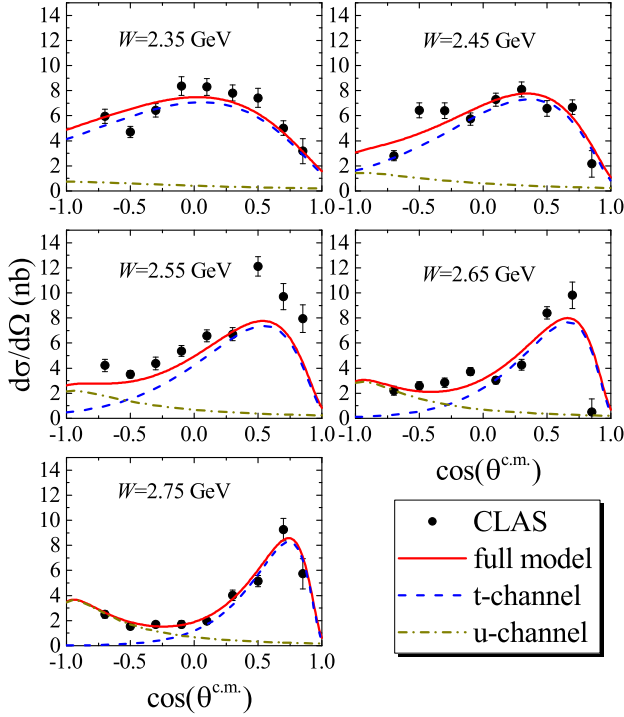


FIG. 2. (Color online) The differential cross section $d\sigma/d\cos\theta$ for the $f_1(1285)$ photoproduction off a proton as a function of $\cos\theta$. The data are from Ref. [7]. The Full (red), dashed (blue) and dash-dotted (dark yellow) lines are for full model, t channel and u channel, respectively. The curves have been scaled by the PDG [1] branching fraction for $f_1(1285) \rightarrow \eta\pi^+\pi^-$. In the figures, only statistical uncertainty is presented as in Ref. [7]

Because there was no experimental data when Kochelev et al. made the prediction about this process, the current results are much closer to the experiment data than the prediction in Refs. [7, 8]. The main improvements in our model are inclusion of the interpolating Reggeized treatment and inclusion of u -channel contribution. The u -channel contribution is essential to reproduce the enhancement at backward angles, which is absent in Refs. [7, 8]. The Reggeized treatment will suppress the cross section at all energies, it lead to the small differential cross section predicted by Kochelev et al. at low energies when the cross section at high energy can be reproduced well [7, 8]. The interpolating Reggeized treatment make it possible to produce the relative magnitude of the differential cross section at both low and high energies. Besides, the rapid fall off at forward angles can be reproduced with the interpolating Reggeized treatment.

We also present the total cross section of the $f_1(1285)$ photoproduction in Fig. 3. It is found that the t channel vector mesons exchange is dominant at beam energy E_γ from threshold up to 5.0 GeV. The contributions from u channel increases with the increase of energy. The contribution from s -channel nucleon exchange is small and can be neglected. The total cross section of the $f_1(1285)$ photoproduction could be significant at higher energies.

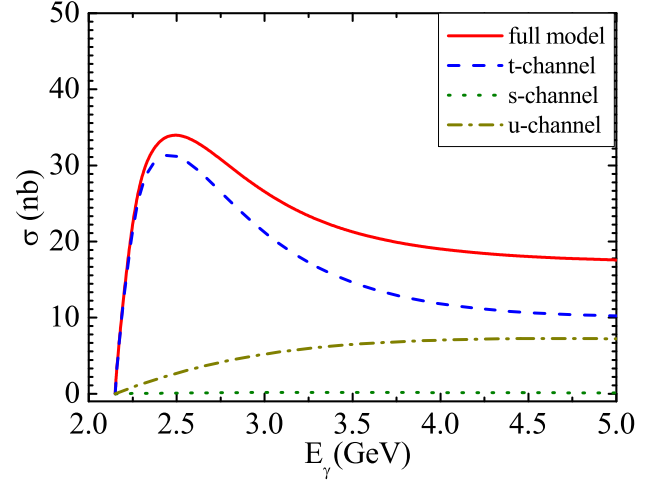


FIG. 3. (Color online) Total cross section for $\gamma p \rightarrow f_1 p$ reaction. The Full (red), dashed (blue), dotted (green) and dash-dotted (dark yellow) lines are for the full model, t channel, s channel and u channel, respectively.

IV. SUMMARY AND DISCUSSION

Within an effective Lagrangian approach, a seven-parameters fitting is done to the CLAS data of the $f_1(1285)$ photoproduction off a proton with an interpolating Reggeized treatment. The numerical results show that the differential cross section are well reproduced by our model with $\chi^2/d.o.f. = 1.13$.

The numerical result suggests that the t channel is dominant in reaction mechanism of the $f_1(1285)$ photoproduction and responsible to the behavior of the cross sections at forward angles. As expected, the contribution from s -channel nucleon exchange is so small that almost has no effect on the differential cross sections. The CLAS [7] data cannot be fitted very well using the usual Feynman-type t channel exchange alone, even with the traditional Reggeized treatment, which suggests that the interpolating Reggeized treatment of the t channel is essential to achieve the fit quality exhibited in Fig. 2. Besides, the u channel is responsible to the enhancement of the differential cross section at backward angles.

In the current work, s -channel intermediate nucleon resonances are not included in the fitting of the experimental data. The small χ^2 suggests their contribution should not be very large, which indicates weak couplings of the $f_1(1285)$ and the nucleon resonances in the energy region considered in this work. To describe more detailed structures of the cross sections of $f_1(1285)$ photoproduction, inclusion of s channel resonances may be necessary. To warrant expanding efforts in this direction, more precise data for $f_1(1285)$ photoproduction are necessary. The near future CLAS12@JLab experiment [22, 23] may provide great opportunities for the research in this direction.

V. ACKNOWLEDGMENTS

This project is supported by the Major State Basic Research Development Program in China under grant 2014CB845405

and the National Natural Science Foundation of China under grant 11675228.

-
- [1] C. Patrignani *et al.* (Particle Data Group), Chin. Phys. C, 40, 100001 (2016).
 - [2] L. Roca, E. Oset and J. Singh, Phys. Rev. D 72, 014002 (2005).
 - [3] M. F. M. Lutz and E. E. Kolomeitsev, Nucl. Phys. A 730, 392 (2004).
 - [4] L. S. Geng, X. L. Ren, Y. Zhou, H. X. Chen and E. Oset, Phys. Rev. D 92, 014029 (2015).
 - [5] Y. Zhou, X. L. Ren, H. X. Chen and L. S. Geng, Phys. Rev. D 90, 014020 (2014).
 - [6] Pei-Liang Lv and Jun He, Eur. Phys. J. A 52, 359 (2016).
 - [7] R. Dickson *et al.* (CLAS Collaboration), Phys. Rev. C 93, no. 6, 065202 (2016).
 - [8] N. I. Kochelev, M. Battaglieri, and R. De Vita, Phys. Rev. C 80, 025201 (2009).
 - [9] S. K. Domokos, H. R. Grigoryan, and J. A. Harvey, Phys. Rev. D 80, 115018 (2009).
 - [10] S. I. Nam and C. W. Kao, Phys. Rev. C **81**, 055206 (2010).
 - [11] J. He, Phys. Rev. C **89**, 055204 (2014).
 - [12] J. He, Nucl. Phys. A **927**, 24 (2014).
 - [13] K. Tsushima, A. Sibirtsev and A.W. Thomas, Phys. Lett. B 390, 29 (1997).
 - [14] K. Tsushima, A. Sibirtsev and A.W. Thomas, Phys. Rev. C 59, 369 (1999).
 - [15] A. Sibirtsev, C. Elster, S. Krewald, and J. Speth, AIP Conf. Proc. 717, 837 (2004).
 - [16] Y. Oh, C. H. Ko, and K. Nakayama, Phys. Rev. C **77**, 045204 (2008).
 - [17] M. Birkel and H. Fritzsche, Phys. Rev. D 53, 6195 (1996).
 - [18] H. Haberzettl, X.-Y. Wang, and J. He, Phys. Rev. C 92, 055503 (2015).
 - [19] X. Y. Wang, J. He and H. Haberzettl, Phys. Rev. C **93**, 045204 (2016).
 - [20] J. M. Laget, Phys. Rev. C 72, 022202(R) (2005).
 - [21] J. He and X. R. Chen, Phys. Rev. C **86**, 035204 (2012).
 - [22] S. Fegan, (CLAS Collaboration), EPJ Web Conf. 81, 05011 (2014).
 - [23] D.I. Glazier, Acta Phys.Polon.Supp. 8, 503 (2015).