

Label Distribution Learning Forests

Wei Shen^{1,2}, Kai Zhao¹, Yilu Guo¹, Alan Yuille²

¹ Key Laboratory of Specialty Fiber Optics and Optical Access Networks, Shanghai University

² Department of Computer Science, Johns Hopkins University
 {shenwei1231, zhaok1206, gyl.luan0, alan.l.yuille}@gmail.com

Abstract

Label distribution learning (LDL) is a general learning framework, which assigns a distribution over a set of labels to an instance rather than a single label or multiple labels. Current LDL methods have either restricted assumptions on the expression form of the label distribution or limitations in representation learning. This paper presents label distribution learning forests (LDLFs) - a novel label distribution learning algorithm based on differentiable decision trees, which have several advantages: 1) Decision trees have the potential to model any general form of label distributions by the mixture of leaf node predictions. 2) The learning of differentiable decision trees can be combined with representation learning, e.g., to learn deep features in an end-to-end manner. We define a distribution-based loss function for forests, enabling all the trees to be learned jointly, and show that an update function for leaf node predictions, which guarantees a strict decrease of the loss function, can be derived by variational bounding. The effectiveness of the proposed LDLFs is verified on two LDL problems, including age estimation and crowd opinion prediction on movies, showing significant improvements to the state-of-the-art LDL methods.

1 Introduction

Label distribution learning (LDL) [Geng, 2016; Geng *et al.*, 2013] is a learning strategy to deal with problems of label ambiguity. Unlike single-label learning (SLL) and multi-label learning (MLL) [Tsoumakos and Katakis, 2007], which assume an instance is assigned to a single label or multiple labels, LDL aims at learning the relative importance of each label involved in the description of an instance, i.e., a distribution over the set of labels. Such a learning strategy is suitable for many real-world problems, which have label ambiguity. An example is facial age estimation [Geng *et al.*, 2010]. Even humans cannot predict the precise age from a single facial image. They may only say that the person is probably in one age group and less likely to be in another. Hence it is more natural to assign a distribution of age labels to each facial image

(Fig. 1(a)) instead of using a single age label. Another example is predicting crowd opinion on movies [Geng and Hou, 2015]. Many famous movie review web sites, such as Netflix, IMDb and Douban, provide a crowd opinion for each movie specified by the distribution of ratings collected from their users (Fig. 1(b)). If a system could precisely predict such a rating distribution for every movie before it is released, movie producers can reduce their investment risk and the audience can better choose which movies to watch. Learning such a system naturally fits the LDL paradigm, since the rating distribution can be viewed as a label distribution for each movie.



Figure 1: The real-world data which are suitable to be modeled by label distribution learning. (a) Estimated facial ages. (b) Crowd opinion on a Movie.

Many LDL methods assume the label distribution can be represented by a maximum entropy model [Berger *et al.*, 1996] and learn it by optimizing an energy function based on the model [Geng *et al.*, 2010; Geng *et al.*, 2013; Yang *et al.*, 2016; Geng, 2016]. But, the exponential part of this model restricts the generality of the distribution form, e.g., it has difficulty in representing mixture distribution. Some other LDL methods extend the existing learning algorithms, e.g., by boosting and support vector regression, to deal with label distributions [Geng and Hou, 2015; Xing *et al.*, 2016], which avoid making this assumption, but have limitations in representation learning, e.g., they do not learn deep features in an end-to-end manner.

In this paper, we present *label distribution learning forests* (LDLFs) - a novel label distribution learning algorithm inspired by differentiable decision trees [Kontschieder *et al.*, 2015]. Extending differentiable decision trees to deal with the LDL task has two advantages. One is that decision trees have the potential to model any general form of label distributions by mixture of the leaf node predictions, which avoid making strong assumption on the form of the label distributions. The second is that the split node parameters in differ-

entiable decision trees can be learned by back-propagation, which enables the combination of tree learning and representation learning in an end-to-end manner. We define a distribution-based loss function for a tree by the Kullback-Leibler divergence (K-L) between the ground truth label distribution and the distribution predicted by the tree. By fixing split nodes, we show that the optimization of leaf node predictions to minimize the loss function of the tree can be addressed by *variational bounding* [Jordan *et al.*, 1999; Yuille and Rangarajan, 2003], in which the original loss function to be minimized gets iteratively replaced by upper bounds. Following this optimization strategy, we derive a discrete iterative function to update the leaf node predictions. To learn forests, we average the losses of all the individual trees to be the loss for forests and allow the split nodes from different trees to be connected to the same output unit of the feature learning function. In this way, the split node parameters of all the individual trees can be learned jointly. Fig. 2 illustrates a sketch chart of our LDLFs. Our LDLFs can be integrated with any deep network, and can also be used as a (shallow) stand-alone model. We verify the effectiveness of our algorithm on two LDL problems, including facial age estimation and crowd opinion prediction on movies, showing significant improvements to the state-of-the-art LDL methods.

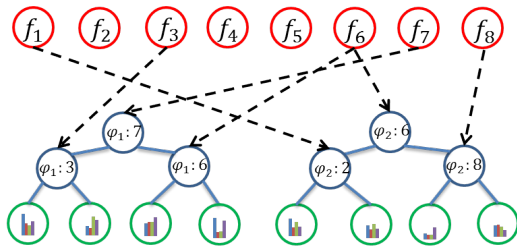


Figure 2: Illustration of our label distribution learning forests. The top circles denote the output units of the function f , which can be a feature vector or a fully-connected layer of a deep network. The blue and green circles are split nodes and leaf nodes, respectively. Two index function φ_1 and φ_2 are assigned to these two tree respectively. The black dash arrows indicate the correspondence between the split nodes of two trees and the output units of function f . Note that, one output unit may correspond to the split nodes belonging to different trees. The prediction of each leaf node is a label distribution (denoted by a histogram), and the output of the forests is a mixture distribution. The function f and the forests are learned jointly in an end-to-end manner.

2 Related Work

Since our LDL algorithm is inspired by differentiable decision trees, it is necessary to first review some typical techniques of decision trees. Then, we discuss current LDL methods.

Decision trees. Random forests or randomized decision trees [Ho, 1995; Amit and Geman, 1997; Breiman, 2001; Criminisi and Shotton, 2013], are a popular ensemble predictive model suitable for many machine learning tasks. In the

past, learning of a decision tree was based on heuristics such as a greedy algorithm where locally-optimal hard decisions are made at each split node [Amit and Geman, 1997], and thus, cannot be integrated into a deep learning framework, i.e., be combined with representation learning in an end-to-end manner.

The newly proposed *deep neural decision forests* (dNDFs) [Kontschieder *et al.*, 2015] overcomes this problem by introducing a soft differentiable decision function at the split nodes and a global loss function defined on a tree. This ensures that the split node parameters can be learned by back-propagation and leaf node predictions can be updated by a discrete iterative function.

Our method extends dNDFs to address LDL problems, but this extension is non-trivial, because gradient descent cannot be applied to learn leaf node predictions, as the gradient w.r.t. them is not close-formed. While the discrete iterative function given in dNDFs (used to update leaf node predictions), was only proved to converge for a classification loss. Consequently, it was unclear how to obtain such a function for other losses. We observed, however, that this discrete iterative function can be derived from *variational bounding*, which allows us to extend it to our LDL problem. In addition, the strategies used in LDLFs and dNDFs to learning the ensemble of multiple trees (forests) are different: 1) we explicitly define a loss function for forests, while only the loss function for a single tree was defined in dNDFs; 2) we allow the split nodes from different trees to be connected to the same output unit of the feature learning function, while dNDFs did not; 3) all trees in LDLFs can be learned jointly, while trees in dNDFs were learned alternatively. These changes in the ensemble learning are important, because we show in our experiments (Sec. 4.3) that LDLFs can get better results by using more trees, but by using the ensemble strategy proposed in dNDFs, the results of forests are even worse than one single tree's.

Label distribution learning. A number of specialized algorithms have been proposed to address the LDL task, and have shown their effectiveness in many real applications, such as facial age estimation [Geng *et al.*, 2010; Geng *et al.*, 2013; Yang *et al.*, 2016; Huo *et al.*, 2016], crowd opinion prediction on movies [Geng and Hou, 2015], expression recognition [Zhou *et al.*, 2015] and hand orientation estimation [Geng and Xia, 2014].

Geng *et al.* [Geng *et al.*, 2010] defined the label distribution for an instance as a vector containing the probabilities of the instance having each label. They also gave a strategy to assign a proper label distribution to an instance with a single label, i.e., assigning a Gaussian or Triangle distribution whose peak is the single label, and proposed an algorithm called IIS-LLD, which is an iterative optimization process based on a two-layer energy based model. Yang *et al.* [Yang *et al.*, 2016] then defined a three-layer energy based model, called SCE-LLD, in which the ability to perform representation learning is improved by adding the extra hidden layer and sparsity constraints are also incorporated to ameliorate the model. Geng [Geng, 2016] developed an accelerated version of IIS-LLD, called BFGS-LLD, by using quasi-Newton optimization. All the above LDL methods assume that the

label distribution can be represented by a maximum entropy model [Berger *et al.*, 1996]. While the exponential part of this model restricts the generality of the distribution form.

Another way to address the LDL task, is to extend existing learning algorithms to deal with label distributions. Geng and Hou [Geng and Hou, 2015] proposed LDSVR, a LDL method by extending support vector regressor, which fit a sigmoid function to each component of the distribution simultaneously by a support vector machine. Xing *et al.* [Xing *et al.*, 2016] then extended boosting to address the LDL task by additive weighted regressors. They showed that using the vector tree model as the weak regressor can lead to better performance and named this method AOSO-LDLLogitBoost. As the learning of this tree model is based on locally-optimal hard data partition functions at each split node, AOSO-LDLLogitBoost is unable to be combined with representation learning. Extending current deep learning algorithms to address the LDL task is an interesting topic. There are two deep learning based LDL methods [Yang *et al.*, 2015; Huo *et al.*, 2016], but both of them focused on how to boost the performance by combing multiple deep models trained on different datasets.

Our method, LDLFs, extends differentiable decision trees to address LDL tasks, in which the predicted label distribution for a sample can be expressed by a linear combination of the label distributions of the training data, and thus have no restrictions on the distributions (e.g., maximum entropy). In addition, thanks to the introduction of differentiable decision functions, LDLFs can be combined with representation learning in an end-to-end manner.

3 Label Distribution Learning Forests

Forests are an ensemble of decision trees. We first introduce how to learn a single decision tree by label distribution learning, then describe the learning of forests.

3.1 Problem Formulation

Let $\mathcal{X} = \mathbb{R}^m$ denote the input space and $\mathcal{Y} = \{y_1, y_2, \dots, y_C\}$ denote the complete set of labels, where C is the number of possible label values. We consider a label distribution learning (LDL) problem, where for each input sample $\mathbf{x} \in \mathcal{X}$, there is a label distribution $\mathbf{d} = (d_{\mathbf{x}}^{y_1}, d_{\mathbf{x}}^{y_2}, \dots, d_{\mathbf{x}}^{y_C})^\top \in \mathbb{R}^C$. Here $d_{\mathbf{x}}^{y_c}$ expresses the probability of the sample \mathbf{x} having the c -th label y_c and thus has the constraints that $d_{\mathbf{x}}^{y_c} \in [0, 1]$ and $\sum_{c=1}^C d_{\mathbf{x}}^{y_c} = 1$. The goal of the LDL problem is to learn a mapping function $\mathbf{g} : \mathcal{X} \rightarrow \mathbf{d}$ between an input sample \mathbf{x} and its corresponding label distribution \mathbf{d} .

Here, we want to learn the mapping function $\mathbf{g}(\mathbf{x})$ by a decision tree based model \mathcal{T} . A decision tree consists of a set of split nodes \mathcal{N} and a set of leaf nodes \mathcal{L} . Each split node $n \in \mathcal{N}$ defines a split function $s_n(\cdot; \Theta) : \mathcal{X} \rightarrow [0, 1]$ parameterized by Θ to determine whether a sample is sent to the left or right subtree. Each leaf node $\ell \in \mathcal{L}$ holds a distribution $\mathbf{q}_\ell = (q_{\ell_1}, q_{\ell_2}, \dots, q_{\ell_C})^\top$ over \mathcal{Y} , i.e., $q_{\ell_c} \in [0, 1]$ and $\sum_{c=1}^C q_{\ell_c} = 1$. To build a differentiable decision tree, following [Kontschieder *et al.*, 2015], we use a probabilistic split

function $s_n(\mathbf{x}; \Theta) = \sigma(f_{\varphi(n)}(\mathbf{x}; \Theta))$, where $\sigma(\cdot)$ is a sigmoid function, $\varphi(\cdot)$ is an index function to bring the $\varphi(n)$ -th output of function $\mathbf{f}(\mathbf{x}; \Theta)$ in correspondence with split node n , and $\mathbf{f} : \mathcal{X} \rightarrow \mathbb{R}^M$ is a real-valued feature learning function depending on the sample \mathbf{x} and the parameter Θ , and can be with any form. For a simple form, it can be a linear transformation of \mathbf{x} , where Θ is the transformation matrix; For a complex form, it can be a deep network, then Θ is the network parameter. The correspondence between the split nodes and the output units of function \mathbf{f} , indicated by $\varphi(\cdot)$, is arbitrary, and is pre-defined. An example to demonstrate $\varphi(\cdot)$ is shown in Fig. 2. Then, the probability of the sample \mathbf{x} falling into leaf node ℓ is given by

$$p_\ell(\mathbf{x}|\Theta) = \prod_{n \in \mathcal{N}} s_n(\mathbf{x}; \Theta)^{\mathbf{1}(\ell \in \mathcal{L}_n^l)} (1 - s_n(\mathbf{x}; \Theta))^{\mathbf{1}(\ell \in \mathcal{L}_n^r)}, \quad (1)$$

where $\mathbf{1}(\cdot)$ is an indicator function and \mathcal{L}_n^l and \mathcal{L}_n^r denote the sets of leaf nodes held by the left and right subtrees of node n , \mathcal{T}_n^l and \mathcal{T}_n^r , respectively. The output of the tree \mathcal{T} w.r.t. \mathbf{x} , i.e., the mapping function \mathbf{g} , is defined by

$$\mathbf{g}(\mathbf{x}; \Theta, \mathcal{T}) = \sum_{\ell \in \mathcal{L}} p_\ell(\mathbf{x}; \Theta) \mathbf{q}_\ell. \quad (2)$$

3.2 Tree Optimization

Given a training set $\mathcal{S} = \{(\mathbf{x}_i, \mathbf{d}_i)\}_{i=1}^N$, our goal is to learn a decision tree \mathcal{T} described in Sec. 3.1 which can output a distribution $\mathbf{g}(\mathbf{x}_i; \Theta, \mathcal{T})$ similar to \mathbf{d}_i for each sample \mathbf{x}_i . To this end, a straightforward way is to minimize the Kullback-Leibler (K-L) divergence between each $\mathbf{g}(\mathbf{x}_i; \Theta, \mathcal{T})$ and \mathbf{d}_i , or equivalently to minimize the following cross-entropy loss:

$$\begin{aligned} R(\mathbf{q}, \Theta; \mathcal{S}) &= -\frac{1}{N} \sum_{i=1}^N \sum_{c=1}^C d_{\mathbf{x}_i}^{y_c} \log(g_c(\mathbf{x}_i; \Theta, \mathcal{T})) \\ &= -\frac{1}{N} \sum_{i=1}^N \sum_{c=1}^C d_{\mathbf{x}_i}^{y_c} \log \left(\sum_{\ell \in \mathcal{L}} p_\ell(\mathbf{x}_i; \Theta) q_{\ell_c} \right), \end{aligned} \quad (3)$$

where \mathbf{q} denote the distributions held by all the leaf nodes \mathcal{L} and $g_c(\mathbf{x}_i; \Theta, \mathcal{T})$ is the c -th output unit of $\mathbf{g}(\mathbf{x}_i; \Theta, \mathcal{T})$. Learning the tree \mathcal{T} requires the estimation of two parameters: 1) the split node parameter Θ and 2) the distributions \mathbf{q} holden by the leaf nodes. The best parameters (Θ^*, \mathbf{q}^*) is determined by

$$(\Theta^*, \mathbf{q}^*) = \arg \min_{\Theta, \mathbf{q}} R(\mathbf{q}, \Theta; \mathcal{S}). \quad (4)$$

To solve Eqn. 4, we consider an alternative optimization strategy: First, we fix \mathbf{q} and optimize Θ ; Then, we fix Θ and optimize \mathbf{q} . These two learning steps are alternatively performed, until convergence or a maximum number of iterations is reached.

Learning Split Nodes

In this section, we describe how to learn the parameter Θ for split nodes, when the distributions held by the leaf nodes \mathbf{q} are fixed. We compute the gradient of the loss $R(\mathbf{q}, \Theta; \mathcal{S})$

w.r.t. Θ by the chain rule:

$$\frac{\partial R(\mathbf{q}, \Theta; \mathcal{S})}{\partial \Theta} = \sum_{i=1}^N \sum_{n \in \mathcal{N}} \frac{\partial R(\mathbf{q}, \Theta; \mathcal{S})}{\partial f_{\varphi(n)}(\mathbf{x}_i; \Theta)} \frac{\partial f_{\varphi(n)}(\mathbf{x}_i; \Theta)}{\partial \Theta}, \quad (5)$$

where only the first term depends on the tree and the second term depends on the specific type of the function $f_{\varphi(n)}$. The first term is given by

$$\frac{\partial R(\mathbf{q}, \Theta; \mathcal{S})}{\partial f_{\varphi(n)}(\mathbf{x}_i; \Theta)} = \frac{1}{N} \sum_{c=1}^C d_{\mathbf{x}_i}^{y_c} \left(s_n(\mathbf{x}_i; \Theta) \frac{g_c(\mathbf{x}_i; \Theta, \mathcal{T}_n^r)}{g_c(\mathbf{x}_i; \Theta, \mathcal{T})} - (1 - s_n(\mathbf{x}_i; \Theta)) \frac{g_c(\mathbf{x}_i; \Theta, \mathcal{T}_n^l)}{g_c(\mathbf{x}_i; \Theta, \mathcal{T})} \right), \quad (6)$$

where $g_c(\mathbf{x}_i; \Theta, \mathcal{T}_n^l) = \sum_{\ell \in \mathcal{L}_n^l} p_\ell(\mathbf{x}; \Theta) q_{\ell_c}$ and $g_c(\mathbf{x}_i; \Theta, \mathcal{T}_n^r) = \sum_{\ell \in \mathcal{L}_n^r} p_\ell(\mathbf{x}; \Theta) q_{\ell_c}$. Note that, let \mathcal{T}_n be the tree rooted at the node n , then we have $g_c(\mathbf{x}_i; \Theta, \mathcal{T}_n) = g_c(\mathbf{x}_i; \Theta, \mathcal{T}_n^l) + g_c(\mathbf{x}_i; \Theta, \mathcal{T}_n^r)$. This means the gradient computation in Eqn. 6 can be started at the leaf nodes and carried out in a bottom up manner. Thus, the split node parameters can be learned by standard back-propagation.

Learning Leaf Nodes

Now, fixing the parameter Θ , we show how to learn the distributions held by the leaf nodes \mathbf{q} , which is a constrained optimization problem:

$$\min_{\mathbf{q}} R(\mathbf{q}, \Theta; \mathcal{S}), \text{ s.t., } \forall \ell, \sum_{c=1}^C q_{\ell_c} = 1. \quad (7)$$

Unfortunately, this optimization problem can not be solved by gradient descend, as the Lagrangian of $R(\mathbf{q}, \Theta; \mathcal{S})$ does not have a close-formed gradient w.r.t. \mathbf{q} . Here, we propose to address this optimization problem by *variational bounding* [Jordan *et al.*, 1999; Yuille and Rangarajan, 2003]. In *variational bounding*, an original objective function to be minimized gets replaced by its bound in an iterative manner. A upper bound for the loss function $R(\mathbf{q}, \Theta; \mathcal{S})$ can be obtained by Jensen's inequality:

$$\begin{aligned} R(\mathbf{q}, \Theta; \mathcal{S}) &= -\frac{1}{N} \sum_{i=1}^N \sum_{c=1}^C d_{\mathbf{x}_i}^{y_c} \log \left(\sum_{\ell \in \mathcal{L}} p_\ell(\mathbf{x}; \Theta) q_{\ell_c} \right) \\ &\leq -\frac{1}{N} \sum_{i=1}^N \sum_{c=1}^C d_{\mathbf{x}_i}^{y_c} \sum_{\ell \in \mathcal{L}} \xi_\ell(\bar{q}_{\ell_c}, \mathbf{x}_i) \log \left(\frac{p_\ell(\mathbf{x}; \Theta) q_{\ell_c}}{\xi_\ell(\bar{q}_{\ell_c}, \mathbf{x}_i)} \right), \end{aligned} \quad (8)$$

where $\xi_\ell(q_{\ell_c}, \mathbf{x}_i) = \frac{p_\ell(\mathbf{x}_i; \Theta) q_{\ell_c}}{g_c(\mathbf{x}_i; \Theta, \mathcal{T})}$. We define

$$\phi(\mathbf{q}, \bar{\mathbf{q}}) = -\frac{1}{N} \sum_{i=1}^N \sum_{c=1}^C d_{\mathbf{x}_i}^{y_c} \sum_{\ell \in \mathcal{L}} \xi_\ell(\bar{q}_{\ell_c}, \mathbf{x}_i) \log \left(\frac{p_\ell(\mathbf{x}; \Theta) q_{\ell_c}}{\xi_\ell(\bar{q}_{\ell_c}, \mathbf{x}_i)} \right). \quad (9)$$

Then $\phi(\mathbf{q}, \bar{\mathbf{q}})$ is a upper bound for $R(\mathbf{q}, \Theta; \mathcal{S})$, which has the property that for any \mathbf{q} and $\bar{\mathbf{q}}$, $\phi(\mathbf{q}, \bar{\mathbf{q}}) \geq R(\mathbf{q}, \Theta; \mathcal{S})$, and $\phi(\mathbf{q}, \mathbf{q}) = R(\mathbf{q}, \Theta; \mathcal{S})$. Assume that we are at a point $\mathbf{q}^{(t)}$ corresponding to the t -th iteration, then $\phi(\mathbf{q}, \mathbf{q}^{(t)})$ is an upper bound for $R(\mathbf{q}, \Theta; \mathcal{S})$. In the next iteration, $\mathbf{q}^{(t+1)}$ is

chosen such that $\phi(\mathbf{q}^{(t+1)}, \mathbf{q}) \leq R(\mathbf{q}^{(t)}, \Theta; \mathcal{S})$, which implies $R(\mathbf{q}^{(t+1)}, \Theta; \mathcal{S}) \leq R(\mathbf{q}^{(t)}, \Theta; \mathcal{S})$. Consequently, we can minimize $\phi(\mathbf{q}, \bar{\mathbf{q}})$ instead of $R(\mathbf{q}, \Theta; \mathcal{S})$ after ensuring that $R(\mathbf{q}^{(t)}, \Theta; \mathcal{S}) = \phi(\mathbf{q}^{(t)}, \bar{\mathbf{q}})$, i.e., $\bar{\mathbf{q}} = \mathbf{q}^{(t)}$. So we have

$$\mathbf{q}^{(t+1)} = \arg \min_{\mathbf{q}} \phi(\mathbf{q}, \mathbf{q}^{(t)}), \text{ s.t., } \forall \ell, \sum_{c=1}^C q_{\ell_c} = 1, \quad (10)$$

which leads to minimizing the Lagrangian defined by

$$\varphi(\mathbf{q}, \mathbf{q}^{(t)}) = \phi(\mathbf{q}, \mathbf{q}^{(t)}) + \sum_{\ell \in \mathcal{L}} \lambda_\ell \left(\sum_{c=1}^C q_{\ell_c} - 1 \right), \quad (11)$$

where λ_ℓ is the Lagrange multiplier. By setting $\frac{\partial \varphi(\mathbf{q}, \mathbf{q}^{(t)})}{\partial q_{\ell_c}} = 0$, we have

$$\lambda_\ell = \frac{1}{N} \sum_{i=1}^N \sum_{c=1}^C d_{\mathbf{x}_i}^{y_c} \xi_\ell(q_{\ell_c}^{(t)}, \mathbf{x}_i), \quad (12)$$

and

$$q_{\ell_c}^{(t+1)} = \frac{\sum_{i=1}^N d_{\mathbf{x}_i}^{y_c} \xi_\ell(q_{\ell_c}^{(t)}, \mathbf{x}_i)}{\sum_{c=1}^C \sum_{i=1}^N d_{\mathbf{x}_i}^{y_c} \xi_\ell(q_{\ell_c}^{(t)}, \mathbf{x}_i)}. \quad (13)$$

Note that, $q_{\ell_c}^{(t+1)}$ satisfies that $q_{\ell_c}^{(t+1)} \in [0, 1]$ and $\sum_{c=1}^C q_{\ell_c}^{(t+1)} = 1$. Eqn. 13 is the update scheme for distributions held by the leaf nodes. The starting point $\mathbf{q}_\ell^{(0)}$ can be simply initialized by the uniform distribution: $q_{\ell_c}^{(0)} = \frac{1}{C}$.

3.3 Learning Forests

Forests are an ensemble of decision trees $\mathcal{F} = \{\mathcal{T}_1, \dots, \mathcal{T}_K\}$. In the training stage of our LDLFs, all trees share same parameters in Θ , but each tree has independent leaf node predictions \mathbf{q} . The loss function for the forests is given by averaging the loss functions for all individual trees:

$$R_{\mathcal{F}} = \frac{1}{K} \sum_{k=1}^K R_{\mathcal{T}_k}, \quad (14)$$

where $R_{\mathcal{T}_k}$ is the loss function for tree \mathcal{T}_k defined by Eqn. 3. To learn Θ by fixing the leaf node predictions \mathbf{q} of all the trees in the forests, based on the derivation in Sec. 3.2 and referring to Fig. 2, we have

$$\frac{\partial R_{\mathcal{F}}}{\partial \Theta} = \frac{1}{K} \sum_{i=1}^N \sum_{k=1}^K \sum_{n \in \mathcal{N}_k} \frac{\partial R_{\mathcal{T}_k}}{\partial f_{\varphi_k(n)}(\mathbf{x}_i; \Theta)} \frac{\partial f_{\varphi_k(n)}(\mathbf{x}_i; \Theta)}{\partial \Theta}, \quad (15)$$

where \mathcal{N}_k and $\varphi_k(\cdot)$ are the split node set and the index function of \mathcal{T}_k , respectively. Note that, the index function $\varphi_k(\cdot)$ assigned to each tree is arbitrary, and split nodes can correspond to a subset of output units of \mathbf{f} . This strategy is somewhat similar to the random subspace method [Ho, 1998], which increases the randomness in training to reduce the risk of overfitting.

As for \mathbf{q} , since each tree in forests \mathcal{F} has its own leaf node predictions \mathbf{q} , we can update them independently by Eqn. 13, given by Θ . For implementational convenience, we do not

```

Require:  $\mathcal{S}$ : training set,
            $n_B$ : the number of mini-batches to update  $\mathbf{q}$ 
Initialize a mini-batch set  $\mathcal{B} = \{\emptyset\}$ 
while Not converge do
  while  $|\mathcal{B}| < n_B$  do
    Randomly select a mini-batch  $B$  from  $\mathcal{S}$ 
    Update  $\Theta$  by computing gradient (Eqn. 15) on  $B$ 
     $\mathcal{B} = \mathcal{B} \cup B$ 
  end while
  Update  $\mathbf{q}$  by iterating Eqn. 13 on  $\mathcal{B}$ 
   $\mathcal{B} = \{\emptyset\}$ 
end while

```

Figure 3: The training procedure of LDLFs.

conduct this update scheme on the whole dataset \mathcal{S} but on a set of mini-batches. The training procedure of LDLFs is shown in Fig. 3.

In the testing stage, the output of the forests is given by averaging the predictions from all the individual trees:

$$\mathbf{g}(\mathbf{x}; \Theta, \mathcal{F}) = \frac{1}{K} \sum_{k=1}^K \mathbf{g}(\mathbf{x}; \Theta, \mathcal{T}_k). \quad (16)$$

4 Experimental Results

Our realization of LDLFs is based on “Caffe” [Jia *et al.*, 2014], which is modular and implemented as a standard neural network layer. We can either use it as a shallow stand-alone model (sLDLFs) or integrate it with any deep networks (dLDLFs). We evaluate both sLDLFs and dLDLFs on different LDL tasks and compare them with other LDL methods. The default settings for the parameters of our forests are: tree number (5), tree depth (7), output unit number of the feature learning function (64), iteration times to update leaf node predictions (20).

4.1 Crowd Opinion Prediction on Movies

To perform this task, we use a dataset [Geng and Hou, 2015], which has 7755 movies and 54,242,292 ratings from 478,656 different users. The ratings come from Netflix, which are on a scale from 1 to 5 integral stars. Each movie has, on average, 6,994 ratings. The rating distribution is calculated for each movie as an indicator for the crowd opinion on that movie. The features of each movie are numeric and categorical attributes crawled from IMDb.

We evaluate our shallow model sLDLFs on this dataset and compare it with other state-of-the-art stand-alone LDL methods, including AOSO-LDLogitBoost [Xing *et al.*, 2016], LDLogitBoost [Xing *et al.*, 2016], LDSVR [Geng and Hou, 2015], BFGS-LDL [Geng, 2016] and IIS-LDL [Geng *et al.*, 2013]. For sLDLFs, the feature learning function $\mathbf{f}(\mathbf{x}, \Theta)$ is a linear transformation of \mathbf{x} , i.e., the i -th output unit $f_i(\mathbf{x}, \theta_i) = \theta_i^\top \mathbf{x}$, where θ_i is the i -th column of the transformation matrix Θ . Following [Geng and Hou, 2015; Xing *et al.*, 2016], we use 6 measures to evaluate the performances of LDL methods, which compute the average similarity/distance between the predicted rating distributions and the real rating distributions, including 4 distance measures (K-L,

Euclidean, Sørensen, Squared χ^2) and two similarity measures (Fidelity, Intersection). Following [Xing *et al.*, 2016], we also do ten-fold cross validation, which represents the result by “mean \pm standard deviation”. The results of sLDLFs and the competitors are summarized in Table 1, where the results of these competitors are quoted from [Xing *et al.*, 2016]. As can be seen from Table 1, sLDLFs perform best on all of the six measures.

4.2 Facial Age Estimation

We conduct facial age estimation experiments on Morph [Ricaneck and Tesafaye, 2006], which contains more than 50,000 facial images from about 13,000 people of different races. Since Morph provides raw face images, we evaluate our deep model dLDLFs on it, which can be benefited from end-to-end learning. Each facial image is annotated with a chronological age. As the distribution of gender and ethnicity is very unbalanced in Morph, many age estimation methods [Guo and Mu, 2010; Guo and Zhang, 2014; He *et al.*, 2017] are evaluated on a subset of Morph, called Morph_Sub for short, which consists of 20,160 selected facial images to avoid the influence of unbalanced distribution. To generate an age distribution for each face image, we follow the same strategy used in [Geng *et al.*, 2010; Yang *et al.*, 2016], which uses a Gaussian distribution whose mean is the chronological age of the face image. As far as we know, the state-of-the-art LDL method on Morph_Sub is D2LDL [He *et al.*, 2017], which proposed a data-dependent method to learn label distributions. As they used the output of the “fc7” layer in AlexNet [Krizhevsky *et al.*, 2012] as the face image features, we also build our dLDLFs on AlexNet, by replacing the softmax layer in AlexNet by our LDLFs. The predicted age for an instance given by dLDLFs is simply the age having the highest probability in the predicted label distribution. The default values for the hyper-parameters used to train the network parameters of dLDLFs are: base learning rate (1e-1), weight decay (5e-4), momentum (0.9), mini-batch size (64), maximum iteration (25000) and the number of mini-batches to update leaf node predictions (100).

Besides D2LDL, other competitors are AAS [Lanitis *et al.*, 2004], LARR [Guo *et al.*, 2008], IIS-LLD [Geng *et al.*, 2013], IIS-ALDL [Geng *et al.*, 2014], including both SLL and LDL based methods. All of them are trained on the same deep features used by D2LDL. To emphasize the important role of LDLFs played in age estimation, we also compare with a deep label distribution learning method based on maximum entropy model (dLDLME), where the “fc7” layer of AlexNet is connected to a softmax layer (maximum entropy model) to generate age distributions and Kullback-Leibler divergence is also used as the loss. This configuration was also adopted in [Huo *et al.*, 2016] to finetune different deep networks for age estimation. Following the experiment setting used in D2LDL, we evaluate dLDLFs and the competitors under six different training set ratios (10% to 60%) and use mean absolute error (MAE) to measure the difference between the predicted ages and the ground truth ages. We quote the results of the competitors (except for dLDLME) from [He *et al.*, 2017], and compare our results with them in Table. 2. We use the same hyper-parameters to train dLDLME, except

Table 1: Results of crowd opinion prediction on movies. “↑” and “↓” indicate the larger and the smaller the better, respectively.

| Method | K-L ↓ | Euclidean ↓ | Sørensen ↓ | Squared χ^2 ↓ | Fidelity ↑ | Intersection ↑ |
|-------------------|--------------------|--------------------|--------------------|--------------------|--------------------|--------------------|
| sLDFs (ours) | .0729±.0050 | .1327±.0036 | .1300±0.003 | .0702±.0044 | .9813±.0012 | .8700±.0035 |
| AOSO-LDLogitBoost | .0855±.0037 | .1547±.0030 | .1521±.0032 | .0837±.0034 | .9778±.0009 | .8478±.0031 |
| LDLogitBoost | .0900±.0038 | .1585±.0032 | .1552±.0031 | .0875±.0034 | .9767±.0009 | .8448±.0031 |
| LDSVR | .0918±.0047 | .1583±.0035 | .1559±.0035 | .0884±.0042 | .9765±.0011 | .8440±.0035 |
| BFGS-LDL | .0989±.0040 | .1666±.0036 | .1639±.0034 | .0960±.0037 | .9744±.0011 | .8360±.0034 |
| IIS-LDL | .1288±.0070 | .1866±.0041 | .1828±.0044 | .1195±.0054 | .9676±.0014 | .8172±.0044 |

that the base learning rate is adjusted to 1e-3 to guarantee that dLDLME can converge. As can be seen from Table 2, dLDFs outperform others for all training set ratios.

Table 2: MAE of age estimation comparison on Morph.Sub.

| Method | Training set ratio | | | | | |
|--------------|--------------------|---------------|---------------|---------------|---------------|---------------|
| | 10% | 20% | 30% | 40% | 50% | 60% |
| AAS | 4.9081 | 4.7616 | 4.6507 | 4.5553 | 4.4690 | 4.4061 |
| LARR | 4.7501 | 4.6112 | 4.5131 | 4.4273 | 4.3500 | 4.2949 |
| IIS-LLD | 4.3466 | 4.2850 | 4.2520 | 4.2083 | 4.1904 | 4.1683 |
| IIS-ALDL | 4.1791 | 4.1683 | 4.1228 | 4.1107 | 4.1024 | 4.0902 |
| D2LDL | 4.1080 | 3.9857 | 3.9204 | 3.8712 | 3.8560 | 3.8385 |
| dLDLME | 3.9710 | 3.7333 | 3.5070 | 3.4857 | 3.3017 | 3.2408 |
| dLDFs (ours) | 3.8495 | 3.6220 | 3.3991 | 3.2401 | 3.1917 | 3.1224 |

Our LDFs can be integrated with any deep network. We also integrate it with another network, called OR-CNN, proposed in [Niu *et al.*, 2016], which obtains the state-of-the-art result on the whole Morph dataset. We replace the final layer (an ordinal regression layer) in OR-CNN by LDFs. The maximum entropy model based configuration (dLDLME) is verified on this network as well. Following [Niu *et al.*, 2016], all these methods are trained on 80% of the whole Morph dataset and tested on the rest. The results shown in Table. 3 not only demonstrate that LDL is effective for age estimation (LDFs outperforms a non-LDL method, OR-CNN), but also indicate that LDFs have good compatibility for different networks (The performance of dLDLME even drops by using the network of OR-CNN).

Table 3: MAE of age estimation comparison on Morph.

| OR-CNN | dLDLME | dLDFs (ours) |
|--------|--------|--------------|
| 3.27 | 3.47 | 2.88 |

4.3 Parameter Discussion

Now we discuss the influence of parameter settings on performance. We report the results of crowd opinion prediction on movies (measured by K-L) and age estimation on Morph.Sub with 60% training set ratio (measured by MAE) for different parameter settings in this section.

Tree number. As forests are an ensemble model, it is necessary to investigate how performances change by varying the tree number used in forests. Note that, as we discussed in Sec. 2, the ensemble strategy to learn forests proposed in dNDFs [Kontschieder *et al.*, 2015] is different from ours. It is also needed to do a diagnosis to see which ensemble strategy is better to learn forests. We replace our ensemble strategy

in dLDFs by the one used in dNDFs, and name this method dNDFs-LDL. The corresponding shallow model is named by sNDFs-LDL. We fix other parameters, i.e., tree depth and output unit number of the feature learning function, as the default setting. As shown in Fig. 4, our ensemble strategy can improve the performance by using more trees, while the one used in dNDFs even leads to a worse performance than one single tree’s.

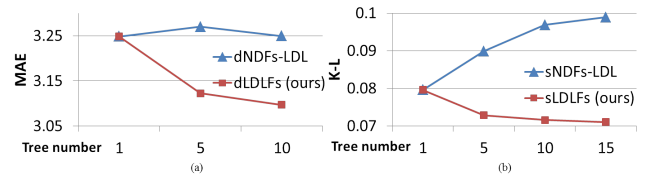


Figure 4: The performance change of (a) age estimation on Morph.Sub and (b) crowd opinion prediction on movies by varying tree number. Our approach (dLDFs/sLDFs) can improve the performance by using more trees, while using the ensemble strategy proposed in dNDFs (dNDFs-LDL/sNDFs-LDL) even leads to a worse performance than one single tree’s.

Tree depth. Tree depth is another important parameter for decision trees. In LDFs, there is an implicit constraint between tree depth h and output unit number of the feature learning function τ : $\tau \geq 2^{h-1} - 1$. To discuss the influence of tree depth to the performance of dLDFs, we set $\tau = 2^{h-1} - 1$ and fix tree number $K = 1$. As shown in Fig. 5, to get a good performance, it’s better to set tree depth $h > 3$.

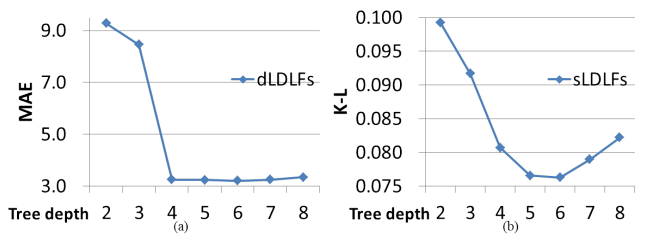


Figure 5: The performance change of (a) age estimation on Morph.Sub and (b) crowd opinion prediction on movies by varying tree depth for our approach (dLDFs/sLDFs). As can be seen, to get a good performance, its better to set tree depth to be larger than 3.

5 Conclusion

We present label distribution learning forests, a novel label distribution learning algorithm inspired by differentiable decision trees. We defined a distribution-based loss function for the forests and found that the leaf node predictions can be optimized via variational bounding, which enables all the trees and the feature they use to be learned jointly in an end-to-end manner. Experimental results showed the superiority of our algorithm for several LDL problems, including age estimation and crowd opinion prediction on movies.

References

- [Amit and Geman, 1997] Yali Amit and Donald Geman. Shape quantization and recognition with randomized trees. *Neural Computation*, 9(7):1545–1588, 1997.
- [Berger *et al.*, 1996] Adam L. Berger, Stephen Della Pietra, and Vincent J. Della Pietra. A maximum entropy approach to natural language processing. *Computational Linguistics*, 22(1):39–71, 1996.
- [Breiman, 2001] Leo Breiman. Random forests. *Machine Learning*, 45(1):5–32, 2001.
- [Criminisi and Shotton, 2013] Antonio Criminisi and Jamie Shotton. *Decision Forests for Computer Vision and Medical Image Analysis*. Springer, 2013.
- [Geng and Hou, 2015] Xin Geng and Peng Hou. Pre-release prediction of crowd opinion on movies by label distribution learning. In *Pro. IJCAI*, pages 3511–3517, 2015.
- [Geng and Xia, 2014] Xin Geng and Yu Xia. Head pose estimation based on multivariate label distribution. In *Proc. CVPR*, pages 1837–1842, 2014.
- [Geng *et al.*, 2010] Xin Geng, Kate Smith-Miles, and Zhi-Hua Zhou. Facial age estimation by learning from label distributions. In *Proc. AAAI*, 2010.
- [Geng *et al.*, 2013] Xin Geng, Chao Yin, and Zhi-Hua Zhou. Facial age estimation by learning from label distributions. *IEEE Trans. Pattern Anal. Mach. Intell.*, 35(10):2401–2412, 2013.
- [Geng *et al.*, 2014] Xin Geng, Qin Wang, and Yu Xia. Facial age estimation by adaptive label distribution learning. In *Proc. ICPR*, pages 4465–4470, 2014.
- [Geng, 2016] Xin Geng. Label distribution learning. *IEEE Trans. Knowl. Data Eng.*, 28(7):1734–1748, 2016.
- [Guo and Mu, 2010] Guodong Guo and Guowang Mu. Human age estimation: What is the influence across race and gender? In *CVPR Workshops*, pages 71–78, 2010.
- [Guo and Zhang, 2014] Guodong Guo and Chao Zhang. A study on cross-population age estimation. In *Proc. CVPR*, pages 4257–4263, 2014.
- [Guo *et al.*, 2008] Guodong Guo, Yun Fu, Charles R. Dyer, and Thomas S. Huang. Image-based human age estimation by manifold learning and locally adjusted robust regression. *IEEE Trans. Image Processing*, 17(7):1178–1188, 2008.
- [He *et al.*, 2017] Zhouzhou He, Xi Li, Zhongfei Zhang, Fei Wu, Xin Geng, Yaqing Zhang, Ming-Hsuan Yang, and Yueting Zhuang. Data-dependent label distribution learning for age estimation. *IEEE Trans. on Image Processing*, 2017.
- [Ho, 1995] Tin Kam Ho. Random decision forests. In *Proc. ICDAR*, pages 278–282, 1995.
- [Ho, 1998] Tin Kam Ho. The random subspace method for constructing decision forests. *IEEE Trans. Pattern Anal. Mach. Intell.*, 20(8):832–844, 1998.
- [Huo *et al.*, 2016] Zeng-Wei Huo, Xu Yang, Chao Xing, Ying Zhou, Peng Hou, Jiaqi Lv, and Xin Geng. Deep age distribution learning for apparent age estimation. In *CVPR Workshops*, pages 722–729, 2016.
- [Jia *et al.*, 2014] Yangqing Jia, Evan Shelhamer, Jeff Donahue, Sergey Karayev, Jonathan Long, Ross Girshick, Sergio Guadarrama, and Trevor Darrell. Caffe: Convolutional architecture for fast feature embedding. *arXiv preprint arXiv:1408.5093*, 2014.
- [Jordan *et al.*, 1999] Michael I. Jordan, Zoubin Ghahramani, Tommi S. Jaakkola, and Lawrence K. Saul. An introduction to variational methods for graphical models. *Machine Learning*, 37(2):183–233, 1999.
- [Kontschieder *et al.*, 2015] Peter Kontschieder, Madalina Fiterau, Antonio Criminisi, and Samuel Rota Bulò. Deep neural decision forests. In *Proc. ICCV*, pages 1467–1475, 2015.
- [Krizhevsky *et al.*, 2012] Alex Krizhevsky, Ilya Sutskever, and Geoffrey E. Hinton. Imagenet classification with deep convolutional neural networks. In *Proc. NIPS*, pages 1106–1114, 2012.
- [Lanitis *et al.*, 2004] Andreas Lanitis, Chrisina Draganova, and Chris Christodoulou. Comparing different classifiers for automatic age estimation. *IEEE Trans. on Cybernetics*, 34(1):621–628, 2004.
- [Niu *et al.*, 2016] Zhenxing Niu, Mo Zhou, Le Wang, Xinbo Gao, and Gang Hua. Ordinal regression with multiple output CNN for age estimation. In *Proc. CVPR*, pages 4920–4928, 2016.
- [Ricanek and Tesafaye, 2006] Karl Ricanek and Tamirat Tesafaye. MORPH: A longitudinal image database of normal adult age-progression. In *Proc. FG*, pages 341–345, 2006.
- [Tsoumakas and Katakis, 2007] Grigorios Tsoumakas and Ioannis Katakis. Multi-label classification: An overview. *International Journal of Data Warehousing and Mining*, 3(3):1–13, 2007.
- [Xing *et al.*, 2016] Chao Xing, Xin Geng, and Hui Xue. Logistic boosting regression for label distribution learning. In *Proc. CVPR*, pages 4489–4497, 2016.
- [Yang *et al.*, 2015] Xu Yang, Bin-Bin Gao, Chao Xing, Zeng-Wei Huo, Xiu-Shen Wei, Ying Zhou, Jianxin Wu, and Xin Geng. Deep label distribution learning for apparent age estimation. In *ICCV Workshops*, pages 344–350, 2015.

- [Yang *et al.*, 2016] Xu Yang, Xin Geng, and Deyu Zhou. Sparsity conditional energy label distribution learning for age estimation. In *Proc. IJCAI*, pages 2259–2265, 2016.
- [Yuille and Rangarajan, 2003] Alan L. Yuille and Anand Rangarajan. The concave-convex procedure. *Neural Computation*, 15(4):915–936, 2003.
- [Zhou *et al.*, 2015] Ying Zhou, Hui Xue, and Xin Geng. Emotion distribution recognition from facial expressions. In *Proc. MM*, pages 1247–1250, 2015.