

Tunable pseudogaps due to non-local coherent transport in voltage-biased three-terminal Josephson junctions

C. Padurariu,^{1,2,3} T. Jonckheere,⁴ J. Rech,⁴ T. Martin,⁴ and D. Feinberg^{1,2}

¹*Centre National de la Recherche Scientifique, Institut NEEL, F-38042 Grenoble Cedex 9, France*

²*Université Grenoble-Alpes, Institut NEEL, F-38042 Grenoble Cedex 9, France*

³*Low Temperature Laboratory, Department of Applied Physics, Aalto University, P.O. Box 15100, FI-00076 Aalto, Finland*

⁴*Aix Marseille Univ, Université de Toulon, CNRS, CPT, Marseille, France*

We investigate the proximity effect in junctions between $N = 3$ superconductors under commensurate voltage bias. The bias is chosen to highlight the role of transport processes that exchange multiple Cooper pairs coherently between more than two superconductors. Such non-local processes can be studied in the dc response, where local transport processes do not contribute. We focus on the proximity-induced normal density of states that we investigate in a wide parameter space. We reveal the presence of deep and highly tunable pseudogaps and other rich structures. These are due to a static proximity effect that is absent for $N = 2$ and is sensitive to an emergent superconducting phase associated to non-local coherent transport. In comparison with results for $N = 2$, we find similarities in the signature peaks of multiple Andreev reflections. We discuss the effect of electron-hole decoherence and of various types of junction asymmetries. Our predictions can be investigated experimentally using tunneling spectroscopy.

PACS numbers: 73.23.-b, 73.63.Kv 74.45.+c

I. INTRODUCTION

Quantum transport in Josephson junctions has been the focus of extensive research, predominantly studying junctions between $N = 2$ superconductors. Short junctions exhibit a strong proximity effect that manifests in equilibrium as an induced minigap in the density of states. A finite minigap is accompanied by a non-dissipative superconducting current. On the contrary, out of equilibrium dynamics due to voltage bias leads to entirely dissipative quasiparticle transport in two-terminal junctions. When the bias voltage V is below the superconducting gap of the leads Δ , the dissipative quasiparticle motion is described by multiple Andreev reflections (MAR).¹ Electrons and holes cross the structure, being Andreev-reflected at each junction interface. Each crossing provides the energy eV , giving rise to features in the $I(V)$ curve² at integer fractions of $2\Delta/e$. In the regime dominated by MAR, the density of states no longer manifests a clear minigap,^{3,4} instead exhibiting peaks located at energy intervals separated by eV .

Recently, the study of junctions between $N \geq 3$ superconductors has attracted considerable interest, both theoretical⁵⁻⁸ and experimental.⁹⁻¹² Unique features have been revealed, that do not manifest in the $N = 2$ junctions. In equilibrium, mapping the subgap Andreev spectrum has revealed level crossings at zero energy for non-trivial phase values.¹²⁻¹⁵ For $N \geq 4$, the crossing point was shown to have analogous topological properties to Weyl points in topological semi-metals.^{15,16}

Voltage bias further emphasizes the complex phenomenology of $N \geq 3$ junctions. When the voltages are chosen such that the ratio of any two is a rational number (commensurate bias), the transport is no longer entirely dissipative as is the case in $N = 2$ junctions.

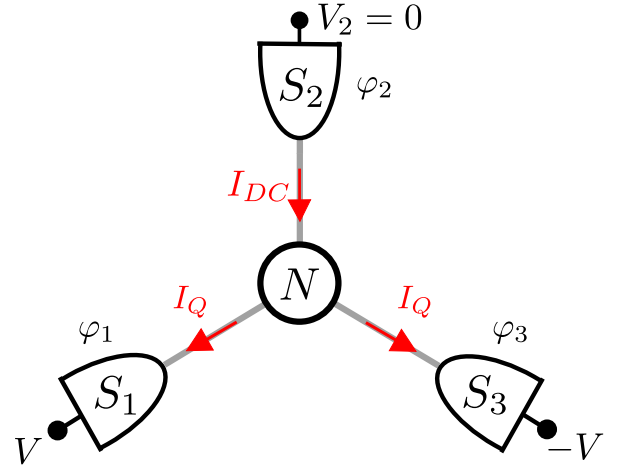


FIG. 1. (Color online.) Schematic of the setup. Three superconducting electrodes S_1 , S_2 , and S_3 at voltages $V_1 = V$, $V_2 = 0$, and $V_3 = -V$ and with superconducting phases φ_1 , φ_2 , and φ_3 are connected to a short, diffusive metallic region. The dc current, I_{DC} , in S_2 drives equal dc currents I_Q in S_1 and S_3 , as explained in Sec. II.

Previous works have shown that a non-dissipative dc current component^{5,7,8} arises in the junction due to coherent exchange of multiple Cooper pairs non-locally between three or more superconductors. The non-local current is sensitive to bias, as well as an emerging *stationary* phase that is obtained by combining the phases of multiple superconductors.

The simplest setup consists of the three-terminal Josephson junction (TTJ) where the non-dissipative current is expected to be largest when the two independent phases are affected by opposite voltage bias, V and $-V$,

as shown in Fig. 1. Under these conditions the elementary non-local transport process has been termed the quartet process. It corresponds to the exchange of two Cooper pairs, four quasiparticles, between the three superconductors, as shown in Fig. 2. The situation has been recently investigated in Refs. 9, 10, and 11. Two of the first experiments study a diffusive TJJ, where robust transport anomalies⁹ and Shapiro steps¹⁰ were observed as a function of two applied voltages $V_{1,3}$, that have been interpreted in terms of three quartet modes. The third experiment studies a phase-coherent TJJ realized in a semiconducting nanowire,¹¹ showing positive current cross-correlation that are interpreted as evidence of the non-local quartet processes.

Motivated by these recent experiments, in this paper we describe the proximity effect in a short, metallic TJJ under voltage bias, V and $-V$, as shown in Fig. 1. We argue that driving a dc current in terminal 2, that is assumed at zero voltage, enables the control of the static non-local phase governing the quartet process, φ_Q . We calculate the normal density of states (NDOS) in a wide parameter regime by employing the quantum circuit formulation of the quasiclassical Usadel equation.^{17–19} For comparison we study the NDOS in the biased two-terminal junction. We reveal the characteristic rich structure of the NDOS originating from MAR, that is similar between two- and three-terminal junctions. We additionally reveal features characteristic only to the three-terminal junction. The most striking of these are the pseudogaps appearing in the NDOS in the regime where coherent non-local processes give rise to bound states. pseudogaps differ from the proximity-induced minigap in that their edges are not as sharp, they do not in all regimes resemble the edges of the bulk gap, and may be less pronounced. What makes pseudogaps unique is the combination of properties: i. they are tunable by the quartet phase, and ii. they depend strongly on voltage bias.

Our study includes the importance of electron-hole decoherence, introduced phenomenologically using the quasiparticle dwell time in the normal region, τ_d . Despite describing a short junction on the scale of the coherence length, the dwell time can become appreciable compared to \hbar/Δ if the contact resistance at the SN interfaces, R_b , is much larger than the intrinsic resistance of the junction G_N^{-1} . The Thouless energy²⁰ is proportional to the inverse dwell time and can be decreased by a factor $R_b G_N \gg 1$. For this reason the Thouless energy can become comparable to or smaller than the superconducting gap, Δ , even in short junctions. The magnitude of the proximity-induced minigap in the NDOS is drastically modified by decoherence effects in a large variety of Josephson junctions.^{21–24}

We begin our presentation in Section II with a phenomenological description of dynamics in a TJJ under voltage bias. The theoretical method and equations of quasiclassical circuit theory are presented in Section III. Section IV discusses the NDOS of a voltage-biased two-

terminal Josephson junction, with peaks interpreted in terms of MAR processes. Section V discusses the NDOS of a biased TJJ, revealing the signature of MAR processes as well as pseudogaps originating from non-local processes. Section VI presents our conclusions.

II. PHENOMENOLOGICAL DESCRIPTION

A. Local and non-local Josephson effect

The Josephson effect in an N -terminal Josephson junction is governed by $N - 1$ independent superconducting phase differences. Due to 2π -periodicity, the phase-dependent part of the junction energy can be expanded in harmonics. For $N = 3$ we choose the gauge $\varphi_2 = 0$ and express E_J as a Fourier series in φ_1 and φ_3 ,

$$E_J(\varphi_1, \varphi_3) = \sum_{m_1, m_3} E_{(m_1, m_3)} e^{i(m_1 \varphi_1 + m_3 \varphi_3)}, \quad (1)$$

where m_1 and m_3 are integers running along the entire real axis, and the Fourier coefficients $E_{(m_1, m_3)}$ are generally complex energies chosen such that E_J is real.

We explore non-local transport by choosing to evaluate the current flowing from terminal 2 into terminals $j = \{1, 3\}$, given by $I_j = (2e/\hbar) \partial E_J(\varphi_1, \varphi_3) / \partial \varphi_j$,

$$I_j(\varphi_1, \varphi_3) = \sum_{m_1, m_3} I_{j, (m_1, m_3)} e^{i(m_1 \varphi_1 + m_3 \varphi_3)}, \quad (2)$$

where $I_{j, (m_1, m_3)} = (2e/\hbar) i m_j E_{(m_1, m_3)}$. The total current flowing into terminal 2 is obtained from current conservation, $I_1 + I_2 + I_3 = 0$. Any possible current flowing from terminal 1 into terminal 3 does not modify the discussion.

We define the non-local component of the current flowing from terminal 2 into terminals $j = \{1, 3\}$ by $I_{j, \text{NL}} = \partial^2 I_j / \partial \varphi_1 \partial \varphi_3$. The harmonic structure of the Josephson current permits identification of local terms, giving $I_{j, \text{NL}} = 0$, and non-local terms, giving rise to a finite $I_{j, \text{NL}}$. Three contributions correspond to the local Josephson effect between terminals: 1 and 2 given by harmonics $(m_1, 0)$; 2 and 3 given by harmonics $(0, m_3)$, and 1 and 3 given by harmonics $(-m, m)$, with $-m_1 = m_3 = m$. All other pairs of harmonics correspond to the non-local Josephson effect.

The non-local Josephson term lowest in the order of harmonics corresponds to $(m_1, m_3) = (1, 1)$. It has been named the quartet term, as it implies a coherent exchange of two Cooper pairs, four quasiparticles, between the superconductors as shown in Fig. 2. In the following we show how the quartet term can be filtered from terms corresponding to the rest of the harmonics when driving the junction under commensurate voltage bias, $V_1 = -V_3 = V$.

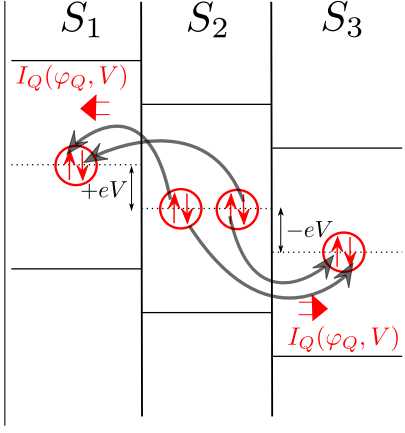


FIG. 2. (Color online.) Diagram of the four particle quartet process, i.e. the lowest order non-dissipative transport process. The resulting current, I_Q , is a dc current sensitive to voltage, V , as well as the quartet phase, $\varphi_Q = (\varphi_1 - \varphi_2) + (\varphi_3 - \varphi_2)$.

B. Out-of-equilibrium dynamics

Under commensurate voltage bias, $V_1 = -V_3 = V$, $V_2 = 0$, the phases are given by: $\varphi_2 = 0$, $\varphi_1 = \varphi_{10} + \omega t$, and $\varphi_3 = \varphi_{30} - \omega t$, where $\omega = 2eV/\hbar$ is the Josephson frequency. The effect of biasing is to separate the harmonics of the Josephson energy in frequency space.

Under these biasing conditions, the quartet term and its harmonics (m, m) give rise to dc current in terminal $j = \{1, 3\}$,

$$I_{j,\text{DC}}(\varphi_Q, V) = I_Q = \sum_m I_m(V) \exp(im\varphi_Q), \quad (3)$$

where $\varphi_Q = \varphi_{10} + \varphi_{30}$ is the quartet phase and $I_m = (2e/\hbar)imE_{(m,m)}$. A detailed discussion of the coefficients I_m and their dependence on the bias voltage will be presented elsewhere.

The quartet phase can be tuned independently of the bias voltage by imposing an external current in terminal 2. Current conservation leads to a current-phase dependence, $I_{DC}(\varphi_Q)$, similar to the dc Josephson effect, $I_{DC} = -I_2 = 2I_Q(V, \varphi_Q)$. The indirect control of the quartet phase by current bias is similar to the control of the phase drop in a two-terminal Josephson junction by dc current bias. In analogy, the dc current is 2π -periodic in the quartet phase. If I_{DC} surpasses a certain critical value, depending on the details of the junction, the dc behavior of the junction becomes resistive. This situation, together with a discussion of the current flowing between terminals 1 and 3, will be presented in detail elsewhere. For discussing the proximity-induced normal density of states (NDOS) in the junction, we will use V and φ_Q as independent control parameters.

III. MICROSCOPIC MODEL

We describe transport in a metallic TTJ using quasi-classical equations of non-equilibrium superconductivity. These take the form of a diffusive equation for the quasi-classical Keldysh-Nambu Green's function,²⁵ also known as the Usadel equation (see also Ref. 18)

$$\frac{\partial}{\partial \mathbf{x}} \left(\mathcal{D}(\mathbf{x}) \check{G} \frac{\partial}{\partial \mathbf{x}} \check{G} \right) - i [\check{H}, \check{G}] = 0, \quad (4)$$

$$\check{G} = \begin{pmatrix} G^R & G^K \\ 0 & G^A \end{pmatrix}, \quad \check{G}^2 = \check{1}, \quad \check{H} = \begin{pmatrix} \hat{H} & 0 \\ 0 & \hat{H} \end{pmatrix};$$

$$\hat{H} = E\hat{\sigma}_z + \frac{1}{2}\Delta(\mathbf{x})(i\hat{\sigma}_y + \hat{\sigma}_x) + \frac{1}{2}\Delta^*(\mathbf{x})(i\hat{\sigma}_y - \hat{\sigma}_x).$$

In addition to Keldysh-Nambu space (denoted with a check hat, \check{G}), the quasiclassical Green's function generally depends on two times (or energies \mathbf{E}) and on spatial coordinates $\check{G}(\mathbf{E}, \mathbf{x})$. The Pauli matrices are defined in Nambu space (denoted with a hat) $\vec{\sigma} = \hat{\sigma}_x, \hat{\sigma}_y, \hat{\sigma}_z$, and $\mathcal{D}(\mathbf{x})$ denotes the diffusion coefficient. Matrix products in the Usadel equation are understood as convolutions of the quantities in the double time (or energy) representation, as detailed in the Appendix.

The Usadel equation applies to the most common experimental situation where the junction dimensions are larger than the elastic mean-free path. It is a conservation equation for the Keldysh-Nambu current density, $\check{j}(\mathbf{x})$,

$$\frac{\partial}{\partial \mathbf{x}} \check{j}(\mathbf{x}) + \frac{ie^2\nu}{\hbar} [\check{H}, \check{G}] = 0; \quad \check{j} = -\sigma(\mathbf{x}) \check{G} \frac{\partial}{\partial \mathbf{x}} \check{G}. \quad (5)$$

Here, ν is the electronic NDOS and $\sigma(\mathbf{x})$ is the conductivity. The two quantities are related by $\sigma = e^2\mathcal{D}\nu$.

Hereafter we employ a discretized version of the Usadel equation that describes the system in terms of finite quantum circuit elements.^{17,18} The bulk superconducting terminals S_i are described by coordinate-independent Keldysh-Nambu Green's functions \check{G}_i . The junction area is represented by a single node described by the unknown Green's function \check{G}_c . The node is separated from each terminal S_i by a connector that models the transparency of the contact via transmission coefficients $T_n^{(i)}$ corresponding to channel n in contact i . The Keldysh-Nambu matrix current flowing between terminal S_i and the node takes the compact form,¹⁷

$$I_{ic} = \frac{2e^2}{\pi\hbar} \sum_n \frac{T_n^{(i)} [\check{G}_i, \check{G}_c]}{4 + T_n^{(i)} (\{\check{G}_i, \check{G}_c\} - 2)}. \quad (6)$$

The fraction notation for matrix inversion is justified since \check{G}_i and \check{G}_c commute with $\{\check{G}_i, \check{G}_c\}$.

Decoherence between electrons and holes is accounted for phenomenologically by connecting the node to a fictitious terminal.¹⁷ In contrast to the other three terminals, that correspond to the superconductors, the Keldysh-Nambu current flowing in the fictitious terminal does not

contain particle or energy currents. The Green's function of the fictitious terminal is chosen such that the corresponding Keldysh-Nambu current describes only the leakage of electron-hole coherence. The Keldysh-Nambu current matrix to the fictitious terminal is given by,

$$I_{fc} = \frac{2e^2}{\pi\hbar} \sum_i \sum_n \frac{T_n^{(i)}}{4} [\check{G}_f, \check{G}_c], \quad (7)$$

$$\check{G}_f = -i \frac{E\tau_d}{\hbar} \begin{pmatrix} \hat{\sigma}_z & 0 \\ 0 & \hat{\sigma}_z \end{pmatrix},$$

where τ_d is the dwell time of quasiparticles in the junction, including the connectors. By including I_{fc} , the transport equation can be written as a conservation of the current of coherences,

$$\sum_i \check{I}_{ic} + \check{I}_{fc} = 0. \quad (8)$$

Since each of the currents are given by a commutation relation between the unknown Green's function of the central node \check{G}_c and a matrix defined by Eqs. (6) and (7), it is convenient to rewrite the current conservation as a commutation relation $[\check{G}_c, \check{M}] = 0$, where the matrix denoted by \check{M} adds up the terms corresponding to the four currents,

$$\check{M} = \sum_{i,n} T_n^{(i)} \left(\frac{\check{G}_i}{1 + \frac{T_n^{(i)}}{4} (\{\check{G}_i, \check{G}_c\} - 2)} + \check{G}_f \right). \quad (9)$$

It is important to note that matrix \check{M} depends nonlinearly on the unknown Green's function of the central node \check{G}_c , as well as on the known Green's functions of the terminals. The relation $[\check{G}_c, \check{M}(\check{G}_c)] = 0$ is a non-linear equation to be solved numerically for \check{G}_c .

A. Green's functions of superconducting terminals

In equilibrium, transport is stationary and the Green's functions depend on a single energy (or, in time representation, on the difference of the two times and independent of their sum). As a function of energy, the Green's functions of the superconducting terminals are given by,

$$G_i^R = \frac{1}{\xi} \begin{pmatrix} \epsilon & \Delta_i \\ -\Delta_i^* & -\epsilon \end{pmatrix}; \quad G_i^A = -\frac{1}{\xi^*} \begin{pmatrix} \epsilon^* & \Delta_i \\ -\Delta_i^* & -\epsilon^* \end{pmatrix}, \quad (10)$$

where complex energies have been introduced $\epsilon = E + i0^+$ and $\xi = \sqrt{\epsilon + |\Delta|} \sqrt{\epsilon - |\Delta|}$. Here, $\Delta_i = |\Delta| e^{i\varphi_i}$. The positive, vanishing imaginary part of ϵ specifies the position with respect to the branch cut of the square root function in the complex plane.

The advanced and retarded Green's functions are related by $G^A = -\hat{\sigma}_z (G^R)^\dagger \hat{\sigma}_z$ and the Keldysh Green's function G^K is obtained from:

$$G^K = (G^R - G^A) \tanh(\beta E/2), \quad (11)$$

where $\beta = (k_B T_e)^{-1}$ (T_e is the temperature).

We consider voltage-biased terminals, $V_1 = -V_3 = V, V_2 = 0$. According to the second Josephson relation, $\dot{\varphi}_i = 2eV_i/\hbar$, constant voltage bias gives rise to time-dependent superconducting phase differences that in general give rise to non-stationary transport. As a result, Green's functions acquire a non-trivial dependence on both energies, or equivalently in time representation, on both the difference, $(t_1 - t_2)$, as well as the sum, $(t_1 + t_2)$ of the two times. We relate the out-of-equilibrium Green's function of terminal i to its equilibrium value by the following gauge transformation,

$$\check{G}_i(t_1, t_2) = e^{i\hat{\sigma}_z e V_i t_1} \check{G}_i(t_1 - t_2) e^{-i\hat{\sigma}_z e V_i t_2}. \quad (12)$$

B. Numerical implementation

The theoretical framework outlined so far is sufficiently general to describe out-of-equilibrium transport for arbitrary bias. However, the non-linear equations that determine the unknown Green's function of the node, $\check{G}_c(t_1, t_2)$, are very difficult to solve in general. The dependence on two times (or two energies) must be solved on a discrete grid, where each grid point corresponds to an entry of the unknown matrix $\check{G}_c(t_1, t_2)$ (keeping in mind that each entry is a 4×4 matrix in Keldysh-Nambu space). In the general case the size of matrices involved grows quickly giving rise to an overwhelming computational problem.

To proceed, we use the properties of commensurate bias. In general, transport is governed by two Josephson frequencies corresponding to the two independent voltage differences. For commensurate bias, the two Josephson frequencies are harmonics of a single frequency ω_0 , the greatest common divisor. For the specific bias $V_1 = -V_3 = V, V_2 = 0$, the greatest common divisor is the Josephson frequency $\omega_0 = 2eV/\hbar$. We take advantage of this property by performing a double-time Fourier transform, (detailed in the Appendix) previously used in a different context in Ref. 30. In the transformed representation the Green's functions depend on a single energy (as in equilibrium) and on the harmonics of ω_0 counted by two indices, $\check{G}(E, n, m)$. The definition contains redundancy in the indices, $\check{G}(E, n, m) = \check{G}(E - p\omega_0, n + p, m + p)$, therefore the Green's functions are determined by the value in the energy interval $[-\omega_0/2, \omega_0/2]$. (here we have set $\hbar = 1$) An alternative representation with only one harmonic index has been used in Ref. 28 for a two-terminal Josephson junction in the tunnel limit.

The practical numerical implementation involves the truncation of the harmonics by a value N_m , whereby the Green's functions are square matrices of dimension $4(2N_m + 1)$ defined on a one-dimensional grid in the energy interval $[-\omega_0/2, \omega_0/2]$. The matrix entries decay quickly at large harmonics. It is sufficient to truncate the harmonic expansion at $N_m = (2\Delta/eV)$.

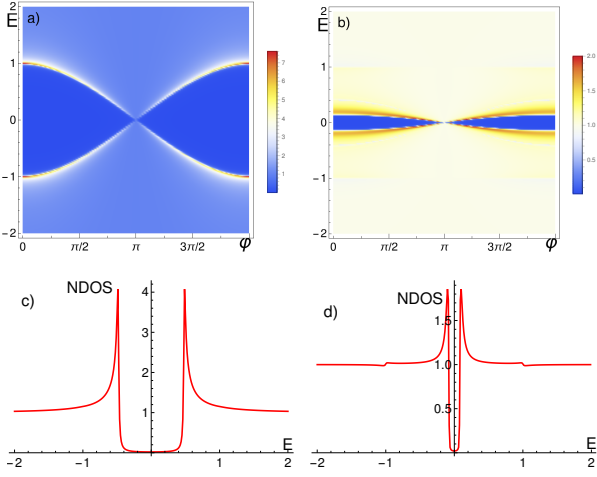


FIG. 3. (Color online.) Normal density of states (NDOS) for a symmetric SNS junction ($T = 0.3$), for the small decoherence case (left column, $\tau_d = 0.05$), and for the large decoherence case (right column, $\tau_d = 5.0$). (a) NDOS as a function of the phase φ and of the energy E , for $\tau_d = 0.05$. (b) Same as (a), with $\tau_d = 5.0$. (c) Cut of (a) for the phase $\varphi = 2\pi/3$. (d) Cut of (b) for the phase $\varphi = 2\pi/3$. Energy E is measured in units of Δ and τ_d in units of \hbar/Δ . ($\Delta = \hbar = e = 1$.)

We take the following steps to solve for the unknown Green's function of the central node, \tilde{G}_c , iteratively at each energy: (i) we start with a guess value for $\tilde{G}_{c,n}$, (ii) obtain and diagonalize $\tilde{M}_n(\tilde{G}_{c,n})$, (iii) obtain a new value, $\tilde{G}_{c,\text{new}}$ that commutes with \tilde{M}_n and has as eigenvalues the signs of the real part of the eigenvalues of \tilde{M}_n , (iv) we check if $\tilde{G}_{c,\text{new}}$ is within a certain tolerance of $\tilde{G}_{c,n}$, to ascertain convergence, and finally, (v) if convergence was not achieved, we use a modified matrix as the guess of the next iteration step, $\tilde{G}_{c,n+1} = ||\tilde{G}_{c,n} + \alpha\tilde{G}_{c,\text{new}}||$, where $\alpha < 1$ is a convergence parameter that must be reduced at energies where the transport depends sharply on energy, and $||\dots||$ denotes the normalization that ensures $\tilde{G}_{c,n+1}^2 = 1$. In the calculation, a finite imaginary part is added to the energy, $\varepsilon = E + i\eta$, with $\eta/\Delta \ll 1$, to generate numerically smooth transport resonances. The parameter η may be understood as a phenomenological description of weak inelastic effects. Convergence to the $\eta = 0$ limit is especially slow for all superconducting multi-terminal calculations,²⁶ requiring small convergence parameters of the order $\alpha \simeq \eta/\Delta$. In the numerical calculation we have used $\eta = 0.01$.

C. The density of states (NDOS)

The NDOS can be measured using a tunnel probe, as has been already realized for a three terminal junction in equilibrium.¹² We model the tunnel probe by adding a normal terminal tunnel coupled to the junction. The

current to the tunnel probe is given by,

$$I_t = \frac{e^2}{2\pi\hbar} T_{\text{tun}} \text{Tr} \left(\hat{\sigma}_z [\tilde{G}_t, \tilde{G}_c]^K \right), \quad (13)$$

where K denotes the Keldysh part of the matrix and $T_{\text{tun}} \ll 1$ describes the coefficient of the tunnel contact. Given that $G_t^{R,A} = \pm \hat{\sigma}_z$ and $G_t^K = 4 \tanh \left(\left(\frac{\beta}{2} (\varepsilon \hat{\sigma}_z + V_t) \right) \right)$, one can rewrite I_t as:

$$I_t = \frac{e^2}{2\pi\hbar} T_{\text{tun}} \text{Tr} \left[2G_c^K + 4 \tanh \left(\frac{\beta}{2} (\varepsilon + \hat{\sigma}_z V_t) \right) (G_c^A - G_c^R) \right]. \quad (14)$$

For small tunnel coefficients T_{tun} , the effect of the probe voltage V_t on \tilde{G}_c can be neglected. In this case, the tunnel conductance, $\mathcal{G}_t = dI_t/dV_t$, is given by,

$$\mathcal{G}_t = \frac{8e^2}{\pi\hbar} T_{\text{tun}} \frac{d}{dV_t} \text{Tr} \left[\tanh \left(\frac{\beta}{2} (\varepsilon + \hat{\sigma}_z V_t) \right) (G_c^A - G_c^R) \right]. \quad (15)$$

The expression of the tunnel conductance is identical to its expression in equilibrium, with the exception that here the term $(G_c^A - G_c^R)$ includes the dynamics driven by the bias V . We conclude that the out-of-equilibrium NDOS can be probed by tunneling spectroscopy, with the following observation. Care must be taken at energies where the NDOS presents sharp structures that result from the divergence of the bulk superconductor NDOS. At these energies the perturbative treatment of the tunnel probe may fail. For this reason tunnel measurement of the NDOS may give rise to a rounding of the sharpest features of the NDOS that we predict in absence of the probe. In the following we will neglect the effect of the probe on transport and calculate the NDOS given by $\mathcal{N}(E) = \text{Re} \tilde{G}_c^{11}(E, 0, 0)$.

IV. THE TWO-TERMINAL JUNCTION

As a preliminary, we present the results of quantum circuit theory for the conventional, two-terminal Josephson junction, both in equilibrium as well as in a symmetric junction biased at $(V, -V)$, for arbitrary transparency. This last problem has been considered by Bezuglyi et al., in the tunneling limit.^{27,28} The choice of bias, $2V$, helps us make a direct comparison with the biasing conditions of the $N = 3$ terminals junction.

A. Equilibrium

As a reference, the NDOS of a symmetric equilibrium SNS junction (with transparencies $T = 0.3$) is represented in Fig. 3, for small ($\tau_d \ll 1$) and large ($\tau_d > 1$) decoherence. (Throughout the paper we have set $\hbar = 1$, the elementary charge $e = 1$ and, unless explicitly shown, $\Delta = 1$. The dwell time τ_d is presented in units of \hbar/Δ .) The NDOS vanishes within the well-known minigap. The minigap persists for all parameters, except at $\varphi = \pi$ for

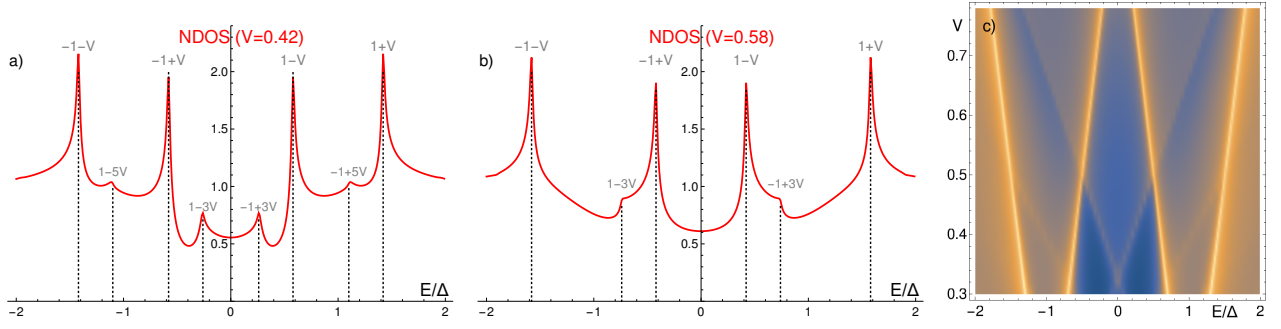


FIG. 4. (Color online.) Normal density of states (NDOS) as a function of energy E in a biased junction at transparency $T = 0.1$, for small decoherence ($\tau_d = 0.05$). (a) and (b) show the NDOS for $V = 0.42$ and $V = 0.58$, and (c) shows the density plot of the NDOS as a function of the energy E and the voltage V . In (a) and (b), the vertical dotted lines show the positions of the expected peaks at voltages $\pm(\Delta \pm (2p+1)V)$ due to MAR processes. ($\Delta = \hbar = e = 1$.)

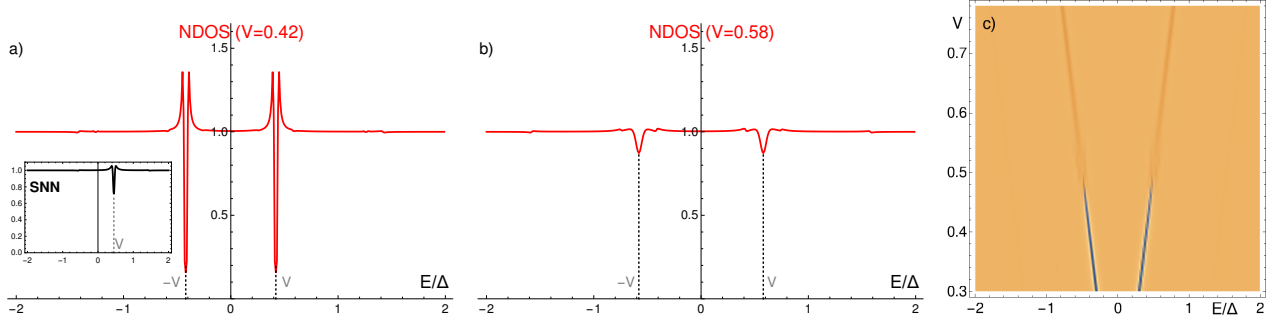


FIG. 5. (Color online.) Same as Fig. 4, but for large decoherence ($\tau_d = 5.0$). In (a) and (b), the vertical dotted lines show the positions of the expected minigap peaks at voltages $\pm V$ corresponding to the chemical potentials of the two electrodes. The inset in (a) shows the NDOS computed for a SNN junction where the S electrode is biased at voltage $V = 0.45$, with $\tau_d = 5$.

exhibits a sharp minigap that scales as the Thouless energy.

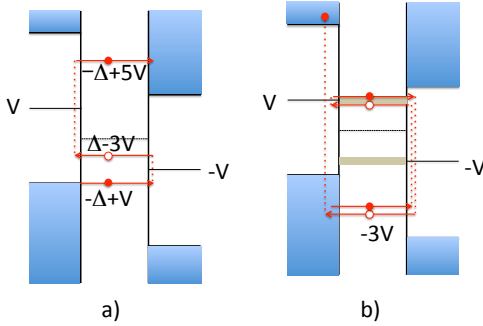


FIG. 6. (Color online.) Schematic diagrams showing the dominant MAR processes at lowest order in the number of Andreev reflections. (a) No dephasing case ($n = 3$), dominated by the gap edges ($eV = 0.4\Delta$). (b) With dephasing ($n = 4$), the (brown online) shaded areas denote the pseudogaps at $\pm eV$ ($eV = 0.4\Delta$).

the symmetric case, where the resonance gives rise to perfect transmission. For strong decoherence, the NDOS

B. Biased junction

When the two-terminal junction is biased, the NDOS shows a series of sharp resonances that are strongly affected by decoherence, as can be seen in Fig. 4 ($\tau_d = 0.05$) and in Fig. 5 ($\tau_d = 5.0$) for small transparency, $T = 0.1$.

For weak decoherence, Figs. 4(a) and 4(b) show the peaks of the NDOS for voltages $V = 0.42$ and $V = 0.58$. The sharp peaks resemble the divergence of the density of states of the bulk BCS-superconductor at the edges of the gap. The position of the peaks corresponds to the voltages, $-V$ and V . The transport in this regime is well described by coherent MAR. The peaks can be explained by a MAR diagram as in Fig. 6(a). The bulk gap edges of the two superconductors induce by proximity the peak structure of the junction NDOS. For instance, a quasi-particle leaving S_1 at energy $-\Delta + V$, is reflected as a hole in S_3 at energy $\Delta - 3V$. Higher p -order MAR processes give rise to peaks at $\pm(\Delta \pm (2p+1)V)$. The dotted lines in Figs. 4(a) and 4(b) correspond to the position of the peaks predicted by the MAR diagram. They agree well with the computed NDOS. Larger structures appear,

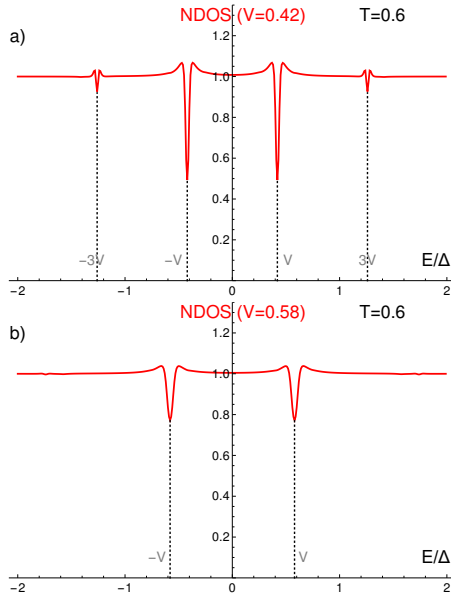


FIG. 7. (Color online.) Same as Figs. 5(a) and 5(b), but with transparency $T = 0.6$.

centered at $\pm(\Delta \pm V)$, weaker ones at $\pm(\Delta - 3V)$, and increasingly weaker ones at $\pm(\Delta - 5V)$, corresponding to the reduction of the MAR amplitude for transparency $T < 1$. The linear dependence of the peaks position as a function of the bias voltage V is shown in Fig. 4(c). Four lines in the E - V plane correspond to peaks of the NDOS at $\pm(\Delta \pm V)$, while weaker lines correspond to the higher order MAR at $\pm(\Delta - 3V)$ and $\pm(\Delta - 5V)$.

For strong decoherence, Fig. 5 shows a different structure of the NDOS. The peaks due to MAR processes are washed away and minigaps appear around energy $\pm V$, similar to the equilibrium minigap in Fig. 3(d). A similar minigap appears in diffusive SN junctions, with size given by the Thouless energy, where it is attributed to reflectionless tunneling.^{22,29} The inset of Fig. 5(a) shows the NDOS of an SNN interface, calculated using circuit theory, with voltage $V = 0.45$ applied to the S electrode. The result shows the proximity minigap developing at the chemical potential of the S electrode, $E = V$. Due to strong decoherence, the NDOS of the SNS junction exhibits the separate signature of each NS interface.

Two qualitatively different regimes are observed in Fig. 5(c) for $V < \Delta/2$ and $V > \Delta/2$. At the threshold, the lower edge of the bulk gap of the terminal biased at $+V = \Delta/2$ coincides with the chemical potential of the terminal biased at $-V = -\Delta/2$. The same condition marks the threshold of the $n = 2$ MAR process, as seen in Fig. 6(b). The regimes differ in the coupling strength to the continuum of quasiparticle states, the regime $V > 0.5\Delta$ marking the stronger coupling giving rise to rounded features of the NDOS.

In Fig. 7(a), we observe small corrections to the structure of the NDOS, visible at large transparency, $T = 0.6$.

The feature can be ascribed to the $n = 4$ MAR process and corresponds to energy $E = \pm 3V$. In contrast, the transparency does not significantly modify the NDOS in the case of small decoherence (for this reason we only show the results for $T = 0.1$). Indeed, for a symmetric two-terminal junction and for vanishing τ_d , the small transparency limit of the circuit theory equations has been previously shown to be identical to the exact result.³¹

V. THE THREE-TERMINAL JUNCTION

We now consider a metallic TTJ with superconducting terminals S_i , $i = \{1, 2, 3\}$, biased at voltages $V_1 = -V_3 = V$, $V_2 = 0$. Below, we set all superconducting phases to zero and discuss the effect of bias, transparency and bulk gap asymmetry on the structure of the NDOS. In the following subsection, we discuss the dependence of the NDOS on the phase φ_Q .

A. NDOS at $\varphi_Q = 0$

For a symmetric junction, $\Delta_i = \Delta$ and $T_i = T$, we find that the junction transparency does not significantly modify the spectral structure of the NDOS, with few exceptions that we will point out. For this reason, we choose $T = 0.1$ to produce the plots. The NDOS of the TTJ in the limits of small and large decoherence, Figs. 8 and 9, respectively, are similar to those for the conventional, two-terminal junction, presented in Figs. 4 and 5, with additional structures emerging from the presence of a third terminal, biased at $V_2 = 0$.

For small decoherence, Fig. 8, the NDOS presents an additional structure originating from the gap edges of the superconducting electrode at voltage $V_2 = 0$ at $\pm(\Delta + V_2)$. New MAR channels develop: quasiparticles with energy near the gap edges in $S_{1,3}$ scatter at energies $\pm(\Delta \pm (2p + 1)V)$, while those with energy near the gap edge in S_2 scatter at energies $\pm(\Delta \pm 2pV)$. Corresponding structures of the NDOS can be seen in Fig. 8 for all MAR processes of order n smaller than $n < (V/\Delta)$. The NDOS presents six large peaks, at energies $\pm(\Delta \pm V)$ and $\pm\Delta$ that correspond to the gap edges, and smaller structures corresponding to higher-order MAR processes. The position of these peaks depends linearly on the voltage as seen in Fig. 8(c), in agreement with the interpretation in terms of MAR diagrams.

For large decoherence, Fig. 9, the NDOS presents an additional (third) minigap at $E = V_2 = 0$, compared to the two-terminal junction. The third minigap is unaffected by the two voltage regimes $V \leq \Delta/2$ that determine the shape of the minigap edges at $E = \pm V$. The edges of the minigap at $E = 0$ remain sharp irrespective of V , since the chemical potential of the corresponding superconductor, S_2 , does not change with V .

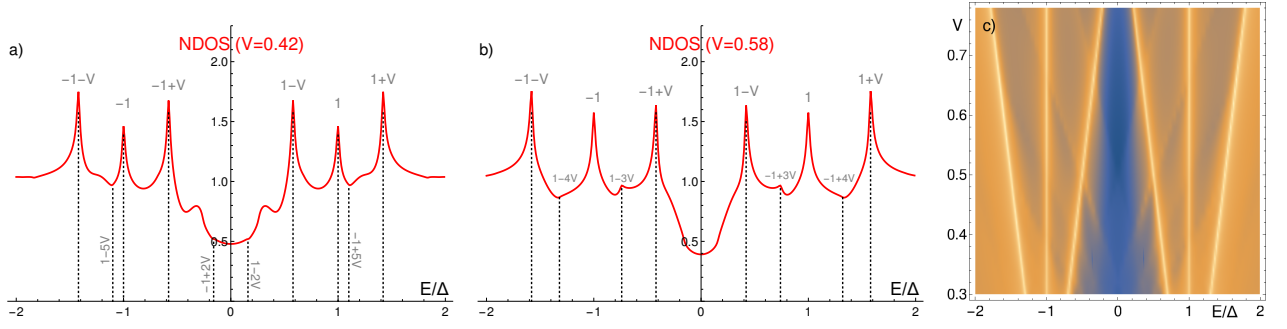


FIG. 8. (Color online.) Normal density of states (NDOS) as a function of energy E in a biased TTJ with three electrodes at voltages $-V, 0, V$, at transparency $T = 0.1$, for small decoherence ($\tau_d = 0.05$). (a) and (b) show the NDOS for $V = 0.42$ and $V = 0.52$, and (c) shows the density plot of the NDOS as a function of the energy E and the voltage V . In (a) and (b), the vertical dotted lines show the positions of the expected peaks at voltages $\pm(\Delta \pm (2p + 1)V)$ or $\pm(\Delta \pm (2p)V)$ due to MAR processes. ($\Delta = \hbar = e = 1$.)

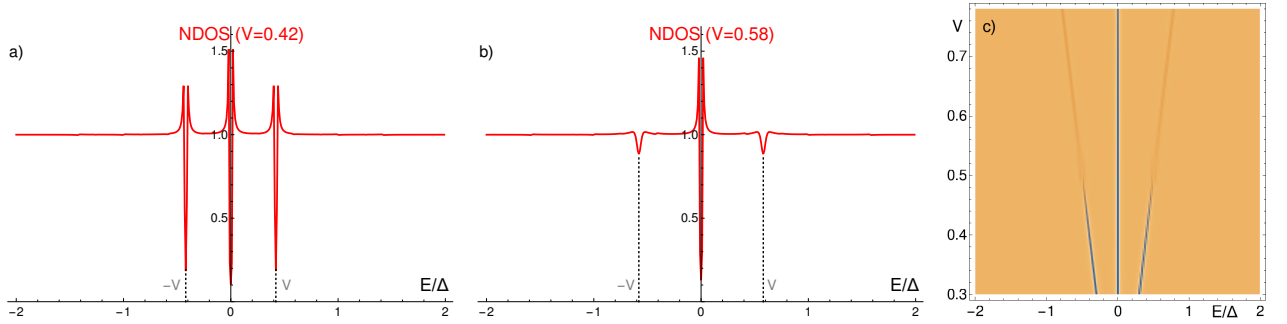


FIG. 9. (Color online.) Same as Fig. 8, but for large decoherence ($\tau_d = 5.0$). In (a) and (b), the vertical dotted lines show the positions of the expected minigap peaks at voltages $\pm V$ and 0 corresponding to the chemical potentials of the two electrodes.

It is interesting to track the position of the resonant structures of the NDOS by introducing an asymmetry in the bulk superconducting gaps. If S_1 is a weaker superconductor with $\Delta_1 < \Delta$, Fig. 10(b) shows the linear dependence of the corresponding MAR resonance on Δ_1 , confirming its relation to the gap edge of S_1 , according to the expression $\pm(\Delta_1 \pm 2pV)$. In the large decoherence regime, the position of minigaps does not change with Δ_1 . However, the shape of the minigap corresponding to the NS_1 interface is strongly affected by Δ_1 , showing the transition between sharp and smoothed out features at the threshold $V = \Delta_1/2$. The gap Δ_1 has an effect on the shape of the other two minigaps as well, signaling the persistence of weak non-local transport in the large decoherence regime.

Similarly, if both biased superconductors, S_1 and S_3 , have a smaller bulk gap, $\Delta_1 = \Delta_3 \equiv \Delta_{13}$, with $\Delta_{13} < \Delta_2 = \Delta$, the corresponding resonances shift linearly with Δ_{13} , as seen in Fig. 11. For low decoherence, the asymmetric setup shares similarities with the well-known Cooper pair splitter (CPS) setup,^{32,33} where a junction between a superconductor and two normal metals is formed, the metals acting as collectors for electrons resulting from splitting Cooper pairs. In our setup, the collectors are the weaker superconductors S_1 and S_3 , and the CPS device is recovered in the limit $\Delta_{13} \rightarrow 0$. From

Fig. 11 we observe that in the regime where $\Delta_{13} < V$, the modification to the CPS NDOS mainly consists of small pseudogaps located at $\pm V$, of width $2\Delta_{13}$. These are similar to the proximity-induced minigap at a biased SN interface, see the inset of Fig. 5(a), and their positions match the chemical potential of superconductors S_1 and S_3 .

A qualitatively different regime is obtained in the opposite limit $\Delta > \Delta_{13} > V$, where a pronounced pseudogap in the NDOS opens at zero energy, with width $2(\Delta_{13} - V)$. The gap corresponds to the energy window where coherent transport processes of the quartet type participate in the transport. In this regime, non-local processes of the quartet type coexist with Cooper pair splitting processes, both mechanisms contributing to non-local correlations in the currents I_1 and I_3 . The comparison is shown in Fig. 12 where (a) shows a line cut at small Δ_{13} , while (b) shows the gap around $E = 0$ that develops for large Δ_{13} . The complex statistical properties of transport in this regime will be discussed elsewhere.

B. NDOS: phase dependence

Unique to multi-terminal junctions is the strong dependence of the NDOS on the stationary phases of the

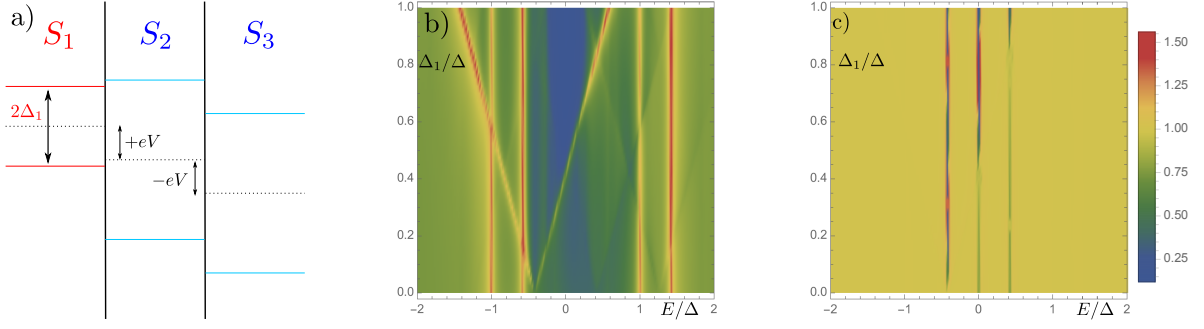


FIG. 10. (Color online.) NDOS as a function of energy E/Δ for asymmetric bulk superconducting gaps, at transparency $T = 0.1$ and voltage $V = 0.42$, (a) schematic illustration of asymmetric gap Δ_1 , with $\Delta_2 = \Delta_3 = \Delta$, (b) at $\tau_d = 0.05$ as a function of Δ_1 , (c) at $\tau_d = 5$ as a function of Δ_1 . ($\Delta = \hbar = e = 1$.)

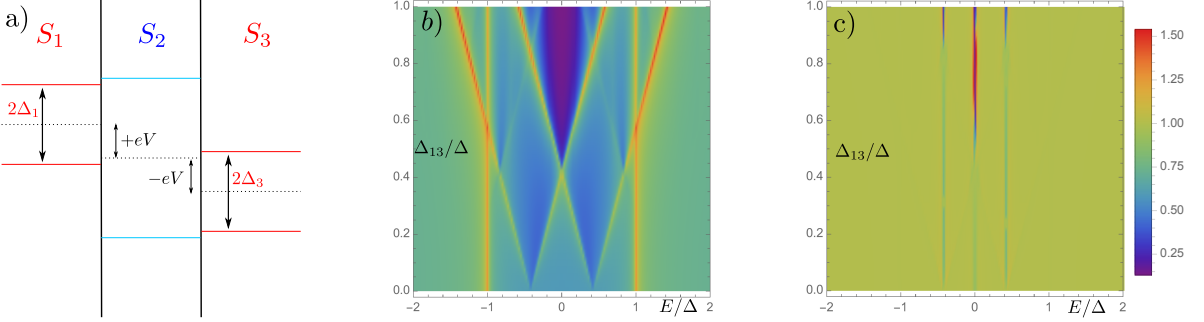


FIG. 11. (Color online.) Same as Fig. 10, (a) schematic illustration of asymmetric gaps $\Delta_1 = \Delta_3 = \Delta_{13}$, with $\Delta_2 = \Delta$, (b) at $\tau_d = 0.05$ as a function of Δ_{13} , and (c) at $\tau_d = 5$ as a function of Δ_{13} .

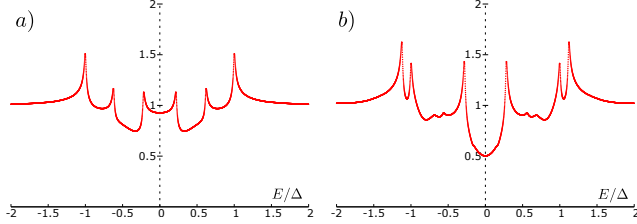


FIG. 12. Line cut of Fig. 11(b) at fixed Δ_{13} for (a) $\Delta_{13} = 0.2\Delta$ and (b) $\Delta_{13} = 0.7\Delta$.

superconductors. In particular, for the TTJ under the commensurate bias chosen, the NDOS depends on the quartet phase, φ_Q , introduced in Sec. II. Here we discuss at length the effect of φ_Q , that we consider the central finding of this study.

As predicted in Sec. II, the NDOS is a periodic function of φ_Q , with period 2π , as can be seen in Figs. 13(a) and 13(b). Pronounced differences between the NDOS at $\varphi_Q = 0$ and $\varphi_Q = \pi$ can be seen in Fig. 14. The height of the large peaks at $E = \pm\Delta, \pm(\Delta + V), \pm(\Delta - V)$ depends on φ_Q . While the position of these MAR resonances remains unchanged, the structure of the NDOS in-between the peaks is dramatically affected. In particular, we focus on two dips in the NDOS, centered at $E = \pm V$, shown in Figs. 14(b) and 14(c). As a function

of the quartet phase, the dips are shown in Fig. 13(a) to be fully formed at $\varphi_Q = \pi$, while disappearing at $\varphi_Q = 0$. Fixing the quartet phase at $\varphi_Q = \pi$, we show the dependence of the NDOS on voltage in Fig. 13(c). Upon lowering the voltage below the threshold $V = \Delta/2$, the dips emerge at $E = \pm V$. Upon further lowering the voltage, the dips merge into a large, well defined pseudogap with sharp edges, seen in Fig. 14(d). Within the pseudogap the NDOS is not flat. An interference pattern develops characterized by small, isolated peaks in the NDOS that depend strongly on the voltage. These small structures are diminished by decoherence and may be ascribed to local as well as non-local MAR processes.

The shape of the structures at $E = \pm V$ for $V \lesssim \Delta/2$ is similar to that of other dips of the NDOS and does not remind of the sharp-edged shape of the bulk gap. However, they are unique in that they emerge upon the sharp threshold $V \leq \Delta/2$. The same threshold marks the limit where the quartet process can give rise to bound states in the junction, that do not couple to the continuum. Such bound states support a non-dissipative transport of quasiparticle quartets. The structures at $E = \pm V$ are absent for $V = 0.7$, see Fig. 13(b). Despite their shape, we consider it justified to refer to these dips at $E = \pm V$ as pseudogaps as they signal the presence of non-dissipative coherent processes.

The variation with the phase φ_Q of the amplitude and

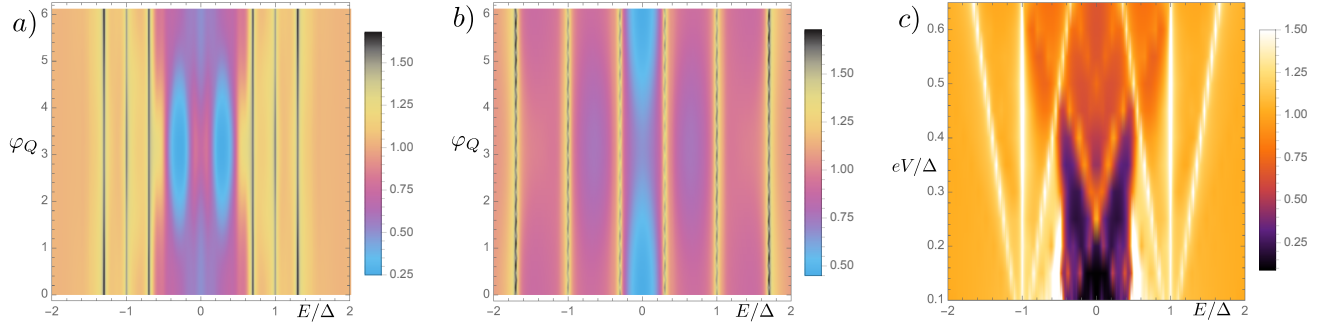


FIG. 13. (Color online.) NDOS as a function of energy E/Δ in a biased TTJ with three electrodes at voltages $-V, 0, V$, for small decoherence $\tau_d = 0.05$ and transparency $T = 0.1$, (a) at $V = 0.3$ as a function of φ_Q , (b) at $V = 0.7$ as a function of φ_Q , and (c) at $\varphi_Q = \pi$ as a function of V . ($\Delta = \hbar = e = 1$.)

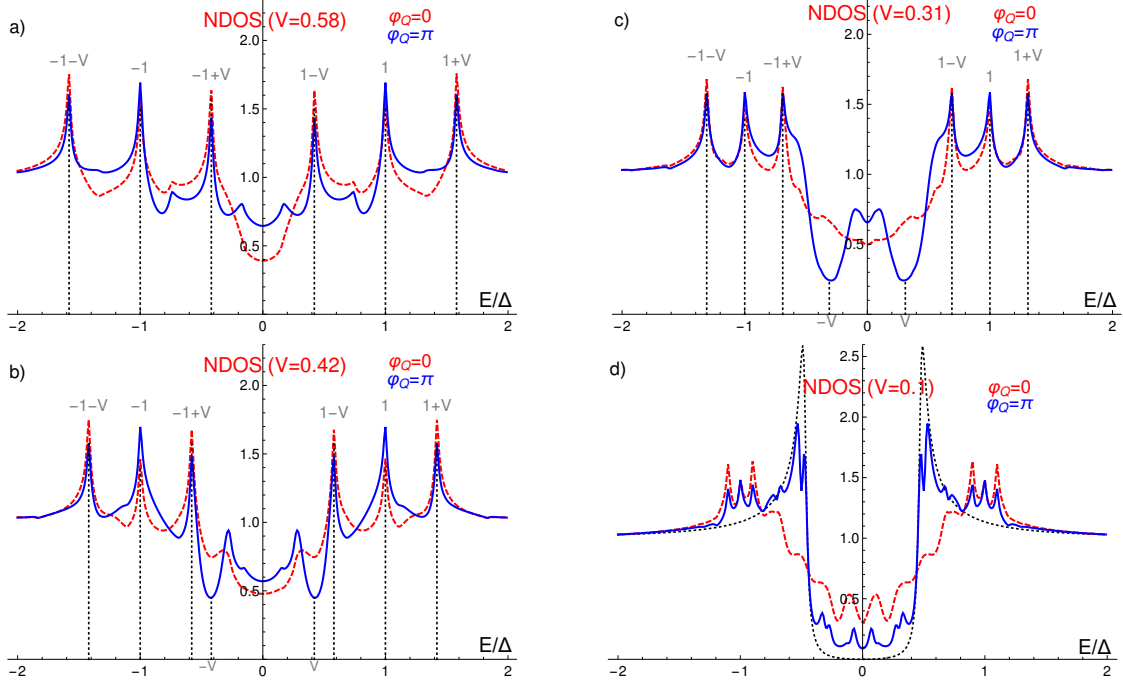


FIG. 14. (Color online.) NDOS as a function of energy E in a biased TTJ with three electrodes at voltages $-V, 0, V$, for small decoherence $\tau_d = 0.05$ and transparency $T = 0.1$, for (a) $V = 0.58$, (b) $V = 0.42$, (c) $V = 0.31$, and (d) $V = 0.1$. The red (dashed) curves correspond to $\varphi_Q = 0$, while the blue (full) curves correspond to $\varphi_Q = \pi$. ($\Delta = \hbar = e = 1$.)

widths of the peaks in the NDOS can be attributed to phase-dependent MAR processes and to the quartet process. The phase-dependent MAR processes⁸ can be understood by an interference between two distinct paths that transport a quasiparticle across the energy gap. An example is given in Fig. 15, where the third-order MAR process between S_1 and S_2 interferes with the process involving an Andreev reflection at the S_2 - S_3 interface and a cross-Andreev reflection in S_2 . The interference gives rise to the phase factor $e^{i(\varphi_1 + \varphi_3)}$. The phase-MAR processes can be interpreted as binding, not only Cooper pairs to quasiparticles (as in usual MAR), but also quartets to quasiparticles.

The NDOS for $\varphi_Q = \pi$ at low voltage can be fit-

ted by the NDOS of a single superconducting electrode with a gap δ , taken as the fitting parameter: $\mathcal{N}(E) = |x|/\sqrt{x^2 - \delta^2}$ for $|x| > \delta$. The fit for $\delta = 0.5$ is shown as a thin black dotted line in Fig. 14(d). The fit reproduces the shape of the NDOS, except at the peaks, $E = \pm\Delta, \pm(\Delta + V), \pm(\Delta - V)$, that are due to MAR processes. The curves for $V = 0.1$ show that the NDOS resembles the NDOS of a junction at equilibrium when $\varphi_Q = \pi$.

A qualitative understanding can be obtained by appealing to the equilibrium NDOS, as calculated by the same model in Ref. 13 as a function of the two phases φ_1, φ_3 , and measured in Ref. 12. It is found that at low transparency, for a symmetric TTJ, the Andreev

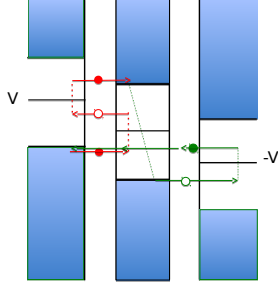


FIG. 15. (Color online.) Diagram of a typical phase-MAR process in the TTJ. The thick red arrow shows a quasiparticle path for the 3rd-order MAR between S_1 and S_2 . The thin green arrow shows a multi-particle path for a multi-pair process that involves all superconductors by a cross-Andreev reflection in S_2 . The resulting interference gives rise to phase-dependent MAR.

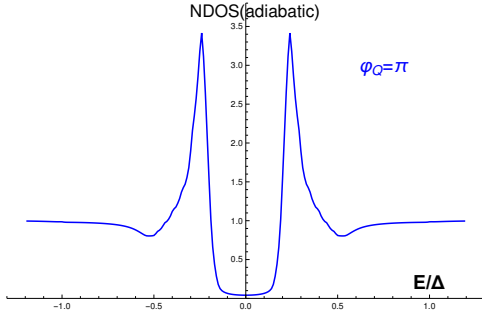


FIG. 16. (Color online.) NDOS computed using an adiabatic approximation for small voltage, for a quartet phase $\varphi_Q = \pi$ (see text for detail)

spectrum crosses zero energy in two points situated on the line $\varphi_Q = 0$. Those regions extend in the phase plane for finite transparency, and the feature is robust against weak asymmetry. The proximity-induced minigap closes in some regions of the phase plane, particularly along the curve $\varphi_Q = 0$, but remains open for $\varphi_Q = \pi$. At small voltage, in the adiabatic regime, we expect a minigap at $\varphi_Q = \pi$ and not at $\varphi_Q = 0$. Qualitatively, the equilibrium Greens function of the node is given by $\check{G}_c(\varphi_1, \varphi_3) = (\omega - \check{\Sigma}(\omega))^{-1}$. The self-energy can then be averaged to account for the rotation of the phase, $\varphi_1 - \varphi_3 = \frac{4eV}{h}t$. This effective node Green's function $\langle \check{G}_c \rangle(\varphi_Q)$ depends only on the quartet phase. The corresponding NDOS is plotted in Fig. 16, and matches qualitatively the exact calculation shown in Fig. 14(d). The sharp edges of the minigap are reproduced. The approximation is valid when the Andreev bound states change adiabatically with the variation of the phase, while preserving their occupation. For this reason, it cannot recover the exact peak amplitudes and the oscillations that reflect non-adiabatic features, e.g. Landau-Zener transi-

tions between Andreev bound states and MAR processes.

The effect of transmission, decoherence and asymmetry on the pseudogaps is explored in Fig. 17. Fig. 17(a) shows the relative robustness of the pseudogap structures as a function of transparency in the symmetric junction. The position of the pseudogaps remains unchanged and only the depth reduces slightly as the transmission increases.

The dependence of the pseudogaps on the strength of decoherence is illuminating. Fig. 17(b) shows that at large decoherence the NDOS presents three minigaps, corresponding to three decoupled NS interfaces. As the decoherence strength decreases, the three minigaps broaden, and eventually, at $\tau_d \ll 1$, the three structures merge forming the two broad pseudogaps observed for the coherent junction at $V = 0.3$.

The origin of the pseudogap structures in the NDOS can be further probed by introducing an asymmetry in the transmission of the contacts. Fig. 17(c) shows the situation when one of the contacts, or two of them, are fully transparent, while the other contacts have low transparency $T = 0.1$. In this case, the two pseudogaps at $V = 0.3$ are washed away. This is an additional argument for the importance of non-local coherent transport processes in determining the structure of the NDOS. The dependence on symmetry suggests that pseudogaps originate from transport processes that involve all three superconductors.

VI. CONCLUSIONS.

We have presented a detailed study of the NDOS in a three-terminal Josephson junction under commensurate bias, $(V_1, V_2, V_3) = (V, 0, -V)$.

Using a phenomenological argument, we have shown that in general, the transport in this regime depends periodically on the phase combination, $\varphi_Q = (\varphi_1 - \varphi_2) + (\varphi_3 - \varphi_2)$, that is a constant of motion. The phase governs non-local transport of quartets, where the elementary transport process exchanges four quasiparticles between all three superconductors. We argue that the quartet phase, φ_Q , can be tuned by the current flow in S_2 .

Using the circuit theory formulation of non-equilibrium equations of superconducting transport, we reveal the NDOS, first for a conventional two-terminal junction, for comparison and as a benchmark of the method, and subsequently for the three-terminal junction, discussing its features for a wide range of parameters.

The complicated structure of the NDOS is greatly affected by electron-hole decoherence. For small decoherence, the two- and three-terminal junctions have in common a complicated structure of peaks that we have shown to correspond to MAR resonances. We resolve the position of resonances in terms of bias and the order of MAR processes. The additional terminal gives rise to additional MAR channels in the three-terminal junction.

For large decoherence, we have shown that each

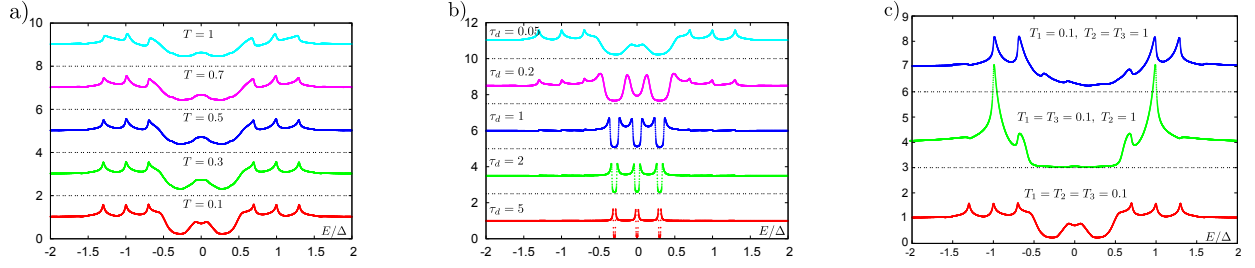


FIG. 17. (Color online.) Discussion of the pseudogap features of the NDOS for voltage $V = 0.3$ and $\varphi_Q = \pi$, (a) for different transparencies in the symmetric junction, from the top $T = 1, 0.7, 0.5, 0.3, 0.1$, (b) for different strengths of decoherence, from the top $\tau_d = 0.05, 0.2, 1, 2, 5$, and (c) for different transparency symmetries: top $T_1 = 0.1, T_2 = T_3 = 1$; middle $T_1 = T_3 = 0.1, T_2 = 1$; and bottom $T_1 = T_2 = T_3 = 0.1$. The different curves are offset for clarity and the dotted horizontal lines indicate the offset, $N(E) = 0$.

NS interface contributes a minigap structure positioned around the chemical potential of the terminal. The interfaces appear decoupled in first approximation, with corrections arising due to finite decoherence. We have identified two transport regimes separated by the bias threshold $V = \Delta/2$. For low bias, the weaker coupling to the quasiparticle continuum gives rise to sharp features, while for high bias the coupling to the continuum is strong and the sharp edges are rounded.

The central result of our study is the dependence of the NDOS in the three-terminal junction on φ_Q . At $\varphi_Q = \pi$ and at small bias voltage the NDOS presents a sharp-edged pseudogap that forms around $E = 0$. The sharp pseudogap bifurcates into a pair of pseudogaps for increasing bias, before vanishing for $V > \Delta/2$. Our predictions for the NDOS can be verified experimentally by tunneling spectroscopy. The presence of pseudogaps and the possibility to tune the NDOS by controlling the stationary phase in the presence of voltage bias has no equivalent in the two-terminal device, as it originates from non-local transport processes involving all three superconductors. In a subsequent contribution we will supplement this analysis of the NDOS by a discussion of the current flowing in the junction, focusing on the non-local and non-dissipative current that is discussed as a function of phase φ_Q and voltage V . The tunable and non-local properties of the coherent transport supported by the three-terminal junction recommend it as an interesting superconducting circuit element that may inspire quantum engineering applications.

ACKNOWLEDGMENTS

We gratefully acknowledge the fruitful exchange of ideas with our colleague Régis Mélin.

We acknowledge support from the French National Research Agency (ANR) through the project ANR-Nano-Quartets (ANR-12-BS1000701). This work has been carried out in the framework of the Labex Archimède (ANR-11-LABX-0033) and of the A*MIDEX project (ANR-11-IDEX-0001-02), funded by the “Investisse-

ments d’Avenir” French Government program managed by ANR. C.P. acknowledges support from the Academy of Finland and from the Centre for Quantum Engineering at Aalto University.

Appendix: Fourier transforms

Green’s functions generally depend on two time-space coordinates $\check{G}(\mathbf{x}_1, \mathbf{x}_2, t_1, t_2)$. In the circuit theory model the junction is separated into regions where transport is uniform and can be characterized by a coordinate independent Green’s function, $\check{G}(t_1, t_2)$. These are the Green’s functions that describe the terminals and the Green’s function of the central node.

The Green’s functions are related by equations originating from the Usadel equation where matrix products are defined in the Keldysh-Nambu- t_1 - t_2 space. Since the time indices are continuous, matrix products take the form of a convolution in time, $\check{G} = \check{G}_1 \circ \check{G}_2$,

$$\check{G}(t_1, t_2) = \int dt \check{G}_1(t_1, t) \check{G}_2(t, t_2). \quad (\text{A.1})$$

In energy representation,

$$\check{G}(E_1, E_2) = \int dt_1 dt_2 e^{i(E_1 t_1 - E_2 t_2)} \check{G}(t_1, t_2), \quad (\text{A.2})$$

$$\check{G}(E_1, E_2) = \int \frac{dE}{2\pi} \check{G}_1(E_1, E) \check{G}_2(E, E_2). \quad (\text{A.3})$$

Under stationary transport conditions the Green’s function depends only on $(t_1 - t_2)$, or alternatively, only on one energy $G(E_1, E_2) = G(E_1) \delta(E_1 - E_2)$. In this case, the convolution reduces to a simple matrix product of Keldysh-Nambu Green’s functions defined at a given energy. The equations are therefore easily implemented numerically.

Our work addresses transport in non-stationary conditions. As discussed in Sec. III, the transport is periodic and described by the Josephson frequency $\omega_0 = 2eV/\hbar$. We define the following double time Fourier transform to a representation in energy and harmonics of ω_0 , (here we have set $\hbar = 1$)

$$\check{G}(E, n, m) = \frac{1}{T} \int_{-\infty}^{\infty} dt_1 \int_{-T-t_1}^{T-t_1} dt_2 e^{i(E+n\omega_0)t_1} e^{-i(E+m\omega_0)t_2} \check{G}(t_1, t_2), \quad T = \frac{2\pi}{\omega_0} \quad (\text{A.4})$$

The restriction in integration over t_2 implements the condition, $-T/2 < (t_1 + t_2)/2 < T/2$, valid due to periodicity, $\check{G}(t_1, t_2) = \check{G}(t_1 + T, t_2 + T)$.

With the above transformation it can be shown that the convolution product becomes a product of matrices defined at a given energy E , with size corresponding to

the Keldysh-Nambu- n - m space, $\check{G} = \check{G}_1 \circ \check{G}_2$,

$$\check{G}(E, n, m) = \sum_p \check{G}_1(E, n, p) \check{G}_2(E, p, m). \quad (\text{A.5})$$

We have used this expression to find the numerical solution of the non-stationary transport problem, further detailed in Sec. III.

-
- ¹ T.M. Klapwijk, G.E. Blonder, and M. Tinkham, *Physica B & C* **109-110**, 1657 (1982); M. Octavio, M. Tinkham, G. E. Blonder, and T. M. Klapwijk, *Phys. Rev. B* **27**, 6739 (1983).
 - ² E. Scheer, P. Joyez, D. Esteve, C. Urbina, and M. H. Devoret, *Phys. Rev. Lett.* **78**, 3535 (1997).
 - ³ F. Pierre, A. Anthore, H. Pothier, C. Urbina, and D. Esteve, *Phys. Rev. Lett.* **86**, 1078 (2001).
 - ⁴ D. Averin and A. Bardas, *Phys. Rev. Lett.* **75**, 1831 (1995); A. Bardas and D. V. Averin, *Phys. Rev. B* **56**, R8518(R) (1997).
 - ⁵ J. C. Cuevas and H. Pothier, *Phys. Rev. B* **75**, 174513 (2007).
 - ⁶ M. Houzet and P. Samuelsson, *Phys. Rev. B* **82**, 060517 (2010).
 - ⁷ A. Freyn, B. Douçot, D. Feinberg, R. Mélin, *Phys. Rev. Lett.* **106**, 257005 (2011).
 - ⁸ T. Jonckheere, J. Rech, T. Martin, B. Douçot, D. Feinberg, and R. Mélin, *Phys. Rev. B* **87**, 214501 (2013).
 - ⁹ A. H. Pfeffer, J. E. Duvauchelle, H. Courtois, R. Mélin, D. Feinberg, and F. Lefloch, *Phys. Rev. B* **90**, 075401 (2014).
 - ¹⁰ J. E. Duvauchelle, A. H. Pfeffer, H. Courtois, and F. Lefloch, *IEEE Trans. Appl. Supercond.* **26**, 1801104 (2016).
 - ¹¹ Y. Cohen, Y. Ronen, J.-H. Kang, M. Heiblum, D. Feinberg, R. Mélin, and H. Shtrikman, arXiv:1606.08436.
 - ¹² E. Strambini, S. D'Ambrosio, F. Vischi, F. S. Bergeret, and Yu. V. Nazarov, F. Giazotto, *Nat. Nanotechnol.* **11**, 1055 (2016); F. Vischi, M. Carrega, E. Strambini, S. D'Ambrosio, F. S. Bergeret, Yu. V. Nazarov, and F. Giazotto, *Phys. Rev. B* **95**, 054504 (2017).
 - ¹³ C. Padurariu, T. Jonckheere, J. Rech, R. Mélin, D. Feinberg, T. Martin, Yu. V. Nazarov, *Phys. Rev. B* **92**, 205409 (2015).
 - ¹⁴ B. van Heck, S. Mi, and A. R. Akhmerov, *Phys. Rev. B* **90**, 155450 (2014).
 - ¹⁵ R.-P. Riwar, M. Houzet, J. S. Meyer, and Yu. V. Nazarov, *Nat. Commun.* **7**, 11167 (2016).
 - ¹⁶ E. Eriksson, R.-P. Riwar, M. Houzet, J. S. Meyer, and Yu. V. Nazarov, *Phys. Rev. B* **95**, 075417 (2017).
 - ¹⁷ Yu. V. Nazarov, *Superlattices Microstruct.* **25**, 1221 (1999).
 - ¹⁸ Yu. V. Nazarov and Ya. M. Blanter, *Quantum transport: Introduction to Nanoscience*, (Cambridge University Press, Cambridge, 2009).
 - ¹⁹ M. Vanević, PhD Thesis, (Basel University, 2008).
 - ²⁰ J. T. Edwards and D. J. Thouless, *J. Phys. C* **5**, 807 (1972).
 - ²¹ P. Dubos, H. Courtois, B. Pannetier, F. K. Wilhelm, A. D. Zaikin, and G. Schön, *Phys. Rev. B* **63**, 064502 (2001).
 - ²² H. Courtois, Ph. Gandit, and B. Pannetier, *Phys. Rev. B* **52**, 1162 (1995).
 - ²³ S. Guéron, H. Pothier, N. O. Birge, D. Esteve, and M. H. Devoret, *Phys. Rev. Lett.* **77**, 3025 (1996).
 - ²⁴ H. le Sueur, P. Joyez, H. Pothier, C. Urbina, and D. Esteve, *Phys. Rev. Lett.* **100**, 197002 (2008).
 - ²⁵ A. I. Larkin and Yu. V. Ovchinnikov, *Zh. Eksp. Teor. Fiz.* **68**, 1915 (1975) [*Sov. Phys. JETP* **41**, 960 (1976)].
 - ²⁶ R. Mélin, J.-G. Caputo, K. Yang, B. Douçot, *Phys. Rev. B* **95**, 085415 (2017).
 - ²⁷ E. V. Bezuglyi, E. N. Bratus, V. S. Shumeiko, *Phys. Review B* **83**(18), 184517 (2011).
 - ²⁸ E. V. Bezuglyi, E. N. Bratus, and V. S. Shumeiko, *Physica C* **499**, 15 (2014).
 - ²⁹ A. Kastalsky, A. W. Kleinsasser, L. H. Greene, R. Bhat, F. P. Milliken, and J. P. Harbison, *Phys. Rev. Lett.* **67**, 3026 (1991).
 - ³⁰ T. Jonckheere, A. Zazunov, K. V. Bayandin, V. Shumeiko, and T. Martin, *Phys. Rev. B* **80**, 184510 (2009).
 - ³¹ M. Vanević and W. Belzig, *Europhys. Lett.* **75**, 604 (2006).
 - ³² G. B. Lesovik, T. Martin, and G. Blatter, *Eur. Phys. J. B* **24**, 287 (2001).
 - ³³ P. Recher, E. V. Sukhorukov, and D. Loss, *Phys. Rev. B* **63**, 165314 (2001).