

Finding All Useless Arcs in Directed Planar Graphs

Jittat Fakcharoenphol*

Bundit Laekhanukit[†]

Pattara Sukprasert[‡]

May 9, 2018

Abstract

We present a linear-time algorithm for simplifying flow networks on directed planar graphs: Given a directed planar graph on n vertices, a source vertex s and a sink vertex t , our algorithm removes all the arcs that do not participate in any simple s, t -path in linear-time. The output graph produced by our algorithm satisfies the prerequisite needed by the $O(n \log n)$ -time algorithm of Weihe [FOCS'94 & JCSS'97] for computing maximum s, t -flow in directed planar graphs. Previously, Weihe's algorithm could not run in $O(n \log n)$ -time due to the absence of the preprocessing step; all the preceding algorithms run in $\tilde{\Omega}(n^2)$ -time [Misiolek-Chen, COCOON'05 & IPL'06; Biedl, Brejová and Vinar, MFCS'00]. Consequently, this provides an alternative $O(n \log n)$ -time algorithm for computing maximum s, t -flow in directed planar graphs in addition to the known $O(n \log n)$ -time algorithms [Borradaile-Klein, SODA'06 & J.ACM'09; Erickson, SODA'10].

Our algorithm can be seen as a (truly) linear-time s, t -flow sparsifier for directed planar graphs, which runs faster than any maximum s, t -flow algorithm (which can also be seen of as a sparsifier). The simplified structures of the resulting graph might be useful in future developments of maximum s, t -flow algorithms in both directed and undirected planar graphs.

1 Introduction

The *maximum s, t -flow* problem is a fundamental problem in Combinatorial Optimization that has numerous applications in both theory and practice. A basic instance of maximum flow where the underlying graph is planar has been considered as an important special case and has been studied since 50's in the early work of Ford and Fulkerson [FF56]. Since then, there have been steady developments of maximum flow algorithms on undirected planar graphs. Itai and Shiloach [IS79] proposed an algorithm for the maximum s, t -flow problem on undirected planar graphs that runs in $O(n^2 \log n)$ time, and in subsequent works [Has81, Rei83, HJ85, Fre87, KRHS94, HKRS97, INSW11], the running time have been improved to the current best $O(n \log \log n)$ -time algorithm by Italiano et al. [INSW11].

Another line of research is the study of the maximum s, t -flow problem in directed planar graphs. The fastest algorithm with the running time of $O(n \log n)$ is due to Borradaile and Klein [BK09]. Historically, in 1994, Weihe [Wei97b] presented a novel approach that would solve the maximum s, t -flow problem on directed planar graphs in $O(n \log n)$ time. However, Weihe's algorithm requires

*Kasetsart University, Bangkok, Thailand

[†]Max-Planck-Institut für Informatik, Saarbrücken, Germany & Shanghai University of Finance and Economics, China. Partially supported by the ISF grant #621/12. I-CORE grant #4/11 and NSF #CCF-1740425.

[‡]Kasetsart University, Thailand & University of Maryland, College Park MD, USA

a preprocessing step that transforms an input graph into a particular form: (1) each vertex (except source and sink) has degree three, (2) the planar embedding has no clockwise cycle, and (3) every arc must participate in some *simple s, t -path*.

The first condition can be guaranteed by a simple (and thus linear-time) reduction, and the second condition can be obtained by an algorithm of Khuller, Naor and Klein in [KNK93] which runs in $O(n \log n)$ -time (this was later improved to linear time [HKRS97]). Unfortunately, for the third condition, there was no known algorithm that could remove all such *useless* arcs in $O(n \log n)$ -time. As this problem seems to be simple, this issue had not been noticed until it was pointed out much later by Biedl, Brejová and Vinar [BBV00]. Although an $O(n \log n)$ -time algorithm for the maximum s, t -flow problem in directed planar graphs has been devised by Borradaile and Klein [BK09], the question of removing all the useless arcs in $O(n \log n)$ -time remains unsolved.

In this paper, we study the *flow network simplification* problem, where we are given a directed planar graph $G = (V, E)$ on n vertices, a source vertex s and a sink vertex t , and the goal is to remove all the arcs e that are not contained in any simple s, t -path. One may observe that the problem of determining the usefulness of a single arc involves finding two vertex-disjoint paths, which is NP-complete in general directed graphs [FW80]. Thus, detecting all the useless arcs at once is non-trivial. Here we present a linear-time algorithm that determines all the useless arcs, thus solving the problem left open in the work of Weihe [Wei97b] and settling the complexity of simplifying a flow network in directed planar graphs.

The main ingredient of our algorithm is a decomposition algorithm that slices a plane graph into small strips with simple structures. This allows us to design an appropriate algorithm and data structure to handle each strip separately. Our data structure is simple but requires a rigorous analysis of the properties of a planar embedding. We use information provided by the data structure to determine whether each arc e is contained in a simple s, t -path P in $O(1)$ time, thus yielding a linear-time algorithm. The main difficulty is that we cannot afford to explicitly compute such s, t -path P (if one exists) as it would lead to $O(n^2)$ running time. The existence of any path P can only be determined implicitly by our structural lemmas.

Our main algorithm runs in linear time. However, it requires the planar embedding (which is assumed to be given together with the input graph) to contain no clockwise cycle and that every vertex except the source and the sink has degree exactly three. We provide a sequence of linear-time reductions that produces a plane graph that satisfies the above requirements with the guarantees that the value of maximum s, t -flow is preserved. In particular, we apply a standard degree-reduction to reduce the degree of the input graph and invoke the algorithm of Khuller, Naor, and Klein [KNK93] to modify the planar embedding using an application of shortest path computation in the dual graph, which can be done in linear time by the algorithm of Henzinger, Klein, Rao, and Subramanian [HKRS97].

1.1 Our Contributions

Our contribution is two-fold. Firstly, our algorithm removes all the useless arcs in a directed planar s, t -flow network in linear-time, which thus completes the framework of Weihe [Wei97b] and yields an alternative $O(n \log n)$ -time algorithm for computing maximum s, t -flow on directed planar graphs. Secondly, our algorithm can be seen as a (truly) linear-time s, t -flow sparsifier, which runs faster than any known maximum s, t -flow algorithm on directed (and also undirected) planar graphs (which can be seen as an s, t -flow sparsifier as well). The plane graph produced by our algorithm has simple structures that can be potentially exploited in the further developments of network flow

algorithms; in particular, this may lead to a simpler or faster algorithm for computing maximum s, t -flow in directed planar graphs. In addition, our algorithm could be adapted to simplify a flow network in undirected planar graphs as well.

1.2 Related Work

Planar duality plays crucial roles in planar flow algorithm developments. Many maximum flow algorithms in planar graphs exploit a shortest path algorithm as a subroutine. However, the $O(n \log n)$ -time algorithm for the maximum s, t -flow problem in directed planar graphs by Borradaile and Klein [BK09], which is essentially a left-most augmenting-path algorithm, is not based on shortest path algorithms. Erickson [Eri10] reformulated the maximum flow problem as a parametric shortest path problem. The two $O(n \log n)$ -algorithms were shown to be the same. [Eri10] but with different interpretation. Roughly speaking, the first one by Borradaile and Klein runs mainly on the primal graph while the latter one by Erickson runs mainly on the dual graph. Borradaile and Harutyunyan [BH13] explored this path-flow duality further and showed a correspondence between maximum flows and shortest paths in directed planar graphs with no restriction on the locations of the source and the sink.

For undirected planar unit capacity networks, Weihe [Wei97a] presented a linear time algorithm for the maximum s, t -flow. Brandes and Wagner [BW00] and Eisenstat and Klein [EK13] presented linear time algorithms when the planar unit-capacity network is directed.

A seminal work of Miller and Naor [MN95] studied flow problems in planar graphs with multiple sources and multiple sinks. The problem is special in planar graphs as one cannot use standard reduction to the single-source single-sink problem without destroying the planarity. Using a wide range of planar graph techniques, Borradaile, Klein, Mozes, Nussbaum, Wulff-Nilsen [BKM⁺11] presented an $O(n \log^3 n)$ algorithm for this problem.

2 Preliminaries and Background

We use the standard terminology in graph theory. By the *degree* of a vertex in a directed graph, we mean the sum of its indegree and its outdegree. A path $P \subseteq G$ is a *simple path* if each vertex appears in P at most once. A *cycle* in a directed graph is a simple directed walk (i.e., no internal vertices appear twice) that starts and ends at the same vertex. A *strongly connected component* of G is a maximal subgraph of G that is strongly connected. The *boundary* of a strongly connected component is the set of arcs that encloses the component (arcs on the unbounded face of the component). We call those arcs *boundary arcs*. For any strongly connected component C such that $s, t \notin V(C)$, a vertex $v \in V(C)$ is an *entrance* of C if there exists an s, v -path $P \subseteq G$ such that P contains no vertices of C except v , i.e., $V(P) \cap V(C) = \{v\}$. Similarly, a vertex $v \in V(C)$ is an *exit* of C if there exists an v, t -path $P \subseteq G$ such that P contains no vertices of C except v , i.e., $V(P) \cap V(C) = \{v\}$.

Consider an s, t -flow network consisting of a directed planar graph G , a source vertex s and a sink vertex t . We say that an arc uv is a *useful arc* (w.r.t. s and t) if there is a simple s, t -path P containing uv . Thus, the s, u and the v, t subpaths of P have no common vertices. Otherwise, if there is no simple s, t -path containing uv , then we say that uv is a *useless arc* (w.r.t. s and t). Similarly, a path P is *useful* (w.r.t. s and t) if there is a simple s, t -path Q that contains P . Note that if a path P is useful, then all the arcs of P are useful. However, the converse is not true, i.e.,

all the arcs of P are useful does not imply that P is a useful path.

Throughout the paper, we denote the input directed planar graph by G and denote the number of vertices and arcs of G by n and $m = O(n)$, respectively. We also assume that a planar embedding of G is given as input, and the sink vertex t is on the unbounded face of the embedding. Note that we assume that our flow networks have unit-capacities although the algorithm works on networks with arbitrary capacities as well.

2.1 Planar Embedding and Basic Subroutines

We assume that the plane graph is given in a standard format in which the input graph is represented by an adjacency list whose arcs sorted in counterclockwise order. To be precise, our input is a table \mathcal{T} of adjacency lists of arcs incident to each vertex $v \in V(G)$ (i.e., $V(G)$ is the index of \mathcal{T}) sorted in counterclockwise order. Each adjacency list $\mathcal{T}(v)$ is a doubly linked-list of arcs having v as either heads or tails (i.e., arcs of the forms uv or vw). Given an arc vw one can find an arc vw' next to vw in the counterclockwise (or clockwise) order. This allows us to query in $O(1)$ time the *right-most arc* (resp., *left-most arc*) of uv , which is an arc vw in the reverse direction that is nearest to uv in the counterclockwise (resp., clockwise) order.

2.2 Left and Right Directions

Since we are given a planar embedding, we may compare two paths/arcs using the notion of *left to* and *right to*. Let us consider a reference path P and place it so that the start vertex of P is below its end vertex. We say that a path Q is *right to* P if we can cut the plane graph along the path P in such a way that Q is enclosed in the right side of the half-plane. Our definition includes the case that Q is a single arc. We say that an arc uu' *leaves* P *to* (resp., *enters* P *from*) the right if $u \in V(P)$ and uu' lies on the right half-plane cutting along P . Similarly, we say that a path Q *leaves* P *to* (resp., *enters* P *from*) the right if the first arc of Q leaves P to (resp., enters P from) the right half-plane cutting along P . These terms are also used analogously for the case of the left direction.

As mentioned, the representation of a plane graph described in the previous section allow us to query in $O(1)$ time the *right-most arc* vw of a given arc uv , which is the arc in the reverse direction nearest to uv in the counterclockwise order. Consequently, we may define the *right-first-search* algorithm as a variant of the depth-first-search algorithm that chooses to traverse to the right-most (unvisited) arc in each step of the traversal.

We may assume that the source s has a single arc e leaving it. Thus, the right-first-search (resp., left-first-search) started from s gives a unique ordering of vertices (because every path must start from the arc e).

2.3 Forward and Backward Paths

Forward and backward paths are crucial objects that we use to determine whether an edge is useful or useless. Let F be a reference path, which we call a *floor*. We order vertices on F according to their appearance on F and denote such order by $\pi : V(F) \rightarrow [|V(F)|]$. We may think that F is a line that goes from left to right.

Consider any path P that starts and ends at vertices on F . We say that P is a *forward path* P *w.r.t.* F if the order of vertices in $V(P) \cap V(F)$ agrees with that of F , i.e., for all vertices

$u, v \in V(P) \cap V(F)$, $\pi(u) < \pi(v)$ implies that u appears before v on P ; otherwise, we say that P is a *backward path* P w.r.t. F . In general, we will use the term forward path to mean a minimal forward path, i.e., a forward path P that intersects F only at its start and end vertices and share no inner vertices with F . We will use the term *extended forward path* to mean a non-minimal forward path. In this sense, the ceiling U is also an extended forward path. Analogously, we use the same notions for backward paths. A path P is *flipped* w.r.t. F if it starts from the left-side of F and ends on the right-side of F . Similarly, P is *reverse-flipped* w.r.t. F if it starts from the right-side of F and ends on the left-side of F . A *non-flipped* path is a path that lies on the left-side of F , and a *hanging* path is a path that lies on the right-side of F .

2.4 Strips and Links

We are ready to define our main structural components. A strip is formed by a *floor* F and a forward path U w.r.t. F , called a *ceiling*. A *strip* is a region enclosed by a floor F and a ceiling U , and we denote the strip by $C_{U,F}$. Observe that if we draw F in such a way that F is a line that goes from left to right, then F lies beneath U in the planar drawing. The two paths U and F form the *boundary* of the strip $C_{U,F}$. A strip is *proper* if U and F are internally vertex disjoint, i.e., they have no vertices in common except the start and the end vertices. Generally, we use the term strip to mean a proper strip except for the case of *primary strip*, which we will define later in Section 7.

Consider a proper strip $C_{U,F}$. We call arcs in U and F *boundary arcs* and call other arcs (i.e., arcs in $E(C_{U,F}) - (E(U) \cup E(F))$) *inner arcs*. Similarly, vertices in U and F are called *boundary vertices* and other vertices (i.e., vertices in $V(C_{U,F}) - (V(U) \cup V(F))$) are called *inner vertices*. A path $P \subseteq C_{U,F}$ which is not entirely contained in F or U is called a *link* in $C_{U,F}$ if its start and end vertices are boundary vertices and all other vertices are inner vertices, i.e., $V(P) \cap (V(U) \cup V(F)) = \{u, v\}$ where u, v are the first and the last vertices of P , respectively. Observe that a link has no boundary arcs, i.e., $E(P) \cap (E(U) \cup E(F)) = \emptyset$. A link in $C_{U,F}$ whose start and end vertices are in the floor F can be classified as *forward* and *backward* in the same manner as forward and backward paths (w.r.t. the floor F). Specifically, *forward* (resp., *backward*) links are minimal forward (resp., backward) paths. A link, however, can start at some vertex on the floor F and end at an inner vertex of the ceiling U ; in this case, we call it an *up-cross* path. On the other hand, if it goes from an inner vertex of the ceiling U to some vertex on the floor F , we call it a *down-cross* path. A *hanging path* inside a strip is defined to be a hanging path w.r.t. the ceiling U . That is, a hanging path is a link that starts and ends at inner vertices of the ceiling U . Note that a hanging path can be either forward or backward hanging path. The classification of these links are shown in Figure 1.

A link inside a proper strip slices the strip into two pieces: one on the left and on the right of the link. If we slice a strip with a forward, up-cross, down-cross or forward hanging path, then we have two strips that are again proper strips. In this sense, we say that a strip is *minimal* if we cannot slice it further, i.e., it has neither forward, up-cross, down-cross nor forward hanging paths (but, backward paths are allowed).

2.5 The Usefulness of Forward Paths

The usefulness of forward paths inside a strip $C_{U,F}$ can be determined by the usefulness of its floor as stated in the following lemma.

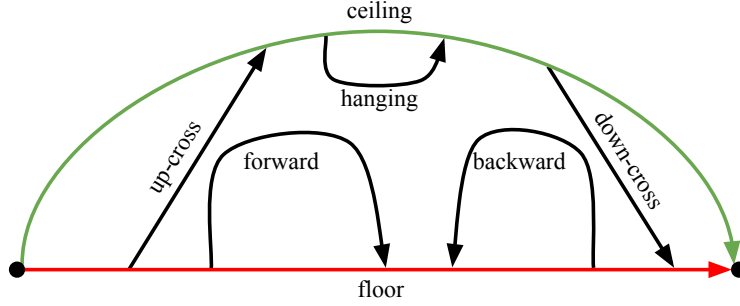


Figure 1: The classification of links in a strip.

Lemma 1. *Consider a strip $C_{U,F}$ such that the source vertex s and the sink vertex t are not in $C_{U,F}$. If F is useful, then so is any forward path w.r.t. $C_{U,F}$.*

Proof. Let u and v be the start and the end vertices of F , and let P be a forward path connecting some vertices $q, w \in V(F)$. Since F is useful, there exists a simple s, t -path R that contains F . We may choose R to be the shortest such path. Since s, t are not in $C_{U,F}$, the minimality of R implies that none of the vertices in $V(R) - V(F)$ are in $C_{U,F}$. Consequently, the path P (which is a link) has no vertices in $V(R) - V(F)$. We will construct a new simple s, t -path by replacing the q, w -subpath of R by P . To be formal, let $R_{s,q}$ and $R_{w,t}$ be the s, q and w, t subpaths of R , respectively. We then define a new path $R' = R_{s,q} \cdot P \cdot R_{w,t}$. It can be seen that R' is a simple s, t -path. This proves that P is useful. \square

The following corollary follows immediately from Lemma 1.

Corollary 2. *Consider a strip $C_{U,F}$ such that the source vertex s and the sink vertex t are not in $C_{U,F}$. If F is useful, then so is any extended forward path w.r.t. $C_{U,F}$.*

Proof. We proceed the proof in the same way as that of Lemma 1. First consider any extended forward path P . Observe that P can be partitioned into subpaths so that each subpath is either contained in R or is a forward path w.r.t $C_{U,F}$. We replace subpaths of F by these forward paths, which results in a new u, v -path $P' \supseteq P$, where u and v are the start and the end vertices of the floor F , respectively. Since F is useful, there exists a simple s, t -path R that contains F . We may assume that R is the shortest such path. By the minimality of R , we know that P' has no vertices in $V(R) - V(F)$ (because $P' \subseteq C_{U,F}$). So, we can construct a new simple s, t -path R' by replacing the path $F \subseteq R$ in R by the path P' . The simple s, t -path $R' \supseteq P' \supseteq P$ certifies that P is useful. \square

2.6 Other important facts

Below are the useful facts that form the basis of our algorithm.

Lemma 3. *Let e' be any useless arc in G . Then any useful arc $e \in E(G)$ is also useful in $G - \{e'\}$.*

Proof. By the definition of useful arc, there exists a simple s, t -path P in G containing the arc e , and such path P cannot contain e' ; otherwise, it would certify that e' is useful. Therefore, $P \subseteq G - \{e'\}$, implying that e is useful in $G - \{e'\}$. \square

Lemma 4. *Let C be a strongly connected component, and let B be the set of boundary arcs of C . Then B forms a counter clockwise cycle.*

Proof. Since we assume that the embedding has no clockwise cycle, it suffices to show that B is a cycle. We prove by a contradiction. Assume that B is not a cycle. Then we would have two consecutive arcs in B that go in opposite directions. (Note that the underlying undirected graph of B is always a cycle.) That is, there must exist a vertex u with two leaving arcs, say uv and uw . Since u, v, w are in the same strongly connected component, the component C must have a v, u -path P and a w, u -path P' . We may assume minimality of P and P' and thus assume that they are simple paths. Now $P \cup \{uv\}$ and $P' \cup \{uw\}$ form a cycle, and only one of them can be counterclockwise (since uv and uw are in opposite direction), a contradiction. \square

Lemma 5. *Let u and v be an entrance and an exit of C , and let P_u and P_v be an s, u -path P_u and a v, t -path P_v that contains no vertices of C except u and v , respectively. Then P_u and P_v are vertex disjoint.*

Proof. Suppose P_u and P_v are not vertex-disjoint. Then the intersection of P_u and P_v induces a strongly connected component strictly containing C . This is a contradiction since C is a maximal strongly connected subgraph of G . \square

3 Overview of Our Algorithm

In this section, we give an overview of the algorithm. First, we preprocess the plane graph so that it meets the following requirements.

1. There is *no clockwise cycle* in the planar embedding.
2. The source s is adjacent to only *one outgoing arc*.
3. Every vertex except s and t has *degree three*.

We provide in Section 4 a sequence of reductions that outputs a graph satisfied the above conditions while guaranteeing that the value of maximum s, t -flow is preserved.

It is worth noting that the degree-three condition is not a strict requirement for our main algorithm. We only need every vertex to have either indegree one or outdegree one; a network that meets this prerequisite is called a *unit network*.

After the preprocessing step, we apply the main algorithm, which first decomposes the plane graph into a collection of strongly connected components. The algorithm then processes each strongly connected component independently. Notice that the usefulness of arcs that lie outside of the strongly connected components can be determined by basic graph search algorithms. To see this, let us contract all the strongly connected components, which results in a *directed acyclic graph* (DAG). Since there is no cycle, an arc uv is useful if and only if u is reachable from s , and t is reachable from v . So, it suffices to run any graph search algorithm to list all the vertices reachable

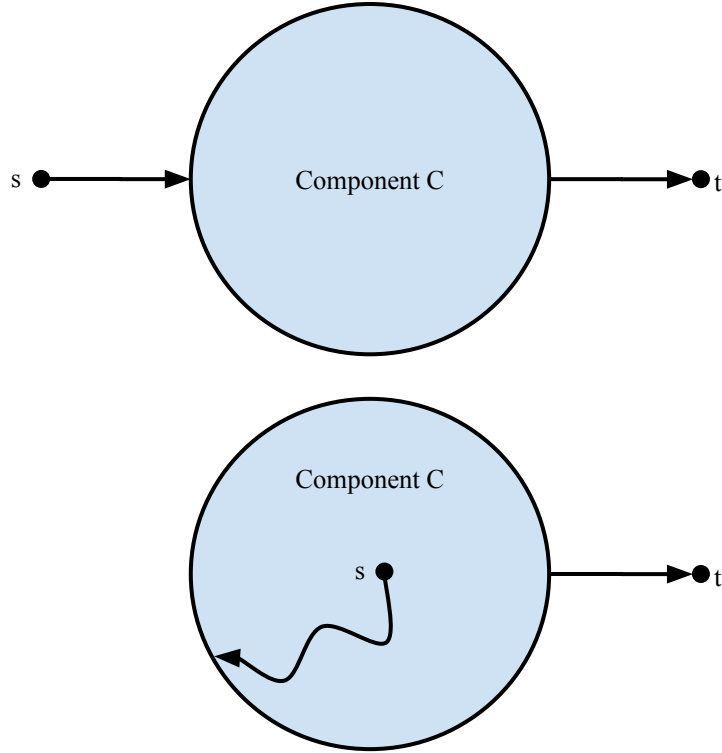


Figure 2: The top figure illustrates the outside case, while the bottom figure illustrates the inside case.

from s and those reachable from t in the reverse graph. Hence, we are left to work on arcs inside each strongly connected component.

We classify each strongly connected component into an **outside case** and an **inside case**. The outside case is the case that the source s lies outside of the component, and the inside case is the case that the source s is enclosed inside the component. (Note that since s has no incoming arc, it cannot be on the boundary of a strongly connected component.) We deal with the outside case in Section 6 and deal with the inside case in Section 7. While the inside case is more complicated, we decompose a component of the inside case into subgraphs, which resemble those in the outside cases. In both cases, the main ingredient is the *strip decomposition*, which allows us to handle all the useless arcs in one go. We present the strip decomposition algorithm in Section 5. Please see Figure 2 for the example of outside and inside cases. It is possible to have many inside cases (see Figure 3).

4 Preprocessing The Plane Graph

In this section, we present a sequence of reductions that provides a plane graph required by the main algorithm. The input to this algorithm is a directed planar flow network (G_0, s_0, t_0) consisting of a plane graph G_0 (i.e., a directed planar graph plus a planar embedding), a source s_0 and a sink t_0 . Our goal is to compute a directed planar flow network (G, s, t) consisting of a plane graph G ,

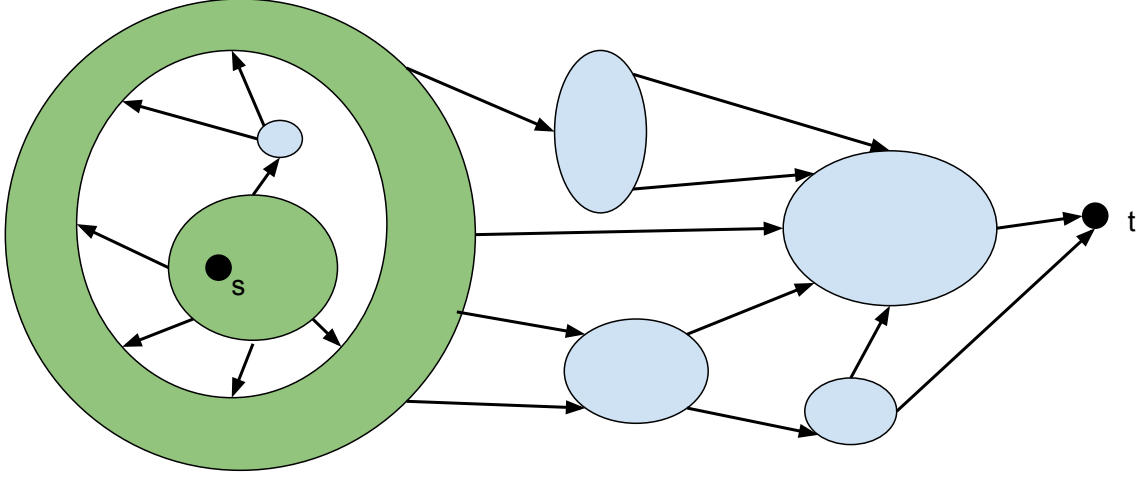


Figure 3: An example showing 7 components. Note the nested inside cases.

a source s and a sink t with the following properties.

- (1) The value of the maximum flow in the network (G, s, t) and that in the original network (G_0, s_0, t_0) are the same.
- (2) The plane graph G has no clockwise cycle.
- (3) Every vertex in G except the source s and the sink t has degree exactly three.
- (4) The source s has no incoming arc and has outdegree one.
- (5) The resulting graph G has $|V(G)| \leq |E(G_0)| + 2$ and $|E(G)| \leq 2|E(G_0)| + 2$.

The main subroutine in the preprocessing step is the algorithm for removing all the clockwise cycles of a given plane graph H by Khuller, Naor and Klein [KNK93], which guarantees to preserve the value of maximum s, t -flow. This subroutine can be implemented by computing single-source shortest path in the dual planar graph. The setting of this shortest path problem is by placing a source s^* on the outer-face of the dual graph, which can be computed in linear-time using the algorithm of Henzinger, Klein, Rao, and Subramanian [HKRS97]. This subroutine introduces no new vertices but may reverse some arcs.

4.1 Reduction

Our preprocessing first removes all the clockwise cycles. Then it applies a standard reduction to reduce the degree of all the vertices:

- **Step 1:** We remove all the clockwise cycles from the plane graph G_0 . We denote the plane graph obtained in this step by G_1 .

- **Step 2:** We apply the *degree reduction* to obtain a plane graph G_2 that satisfies the degree conditions in Properties (4) and (5):

We replace the source s_0 by an arc ss_0 , i.e., we introduce the new source s and add an arc ss_0 joining s to s_0 . For notation convenience, we rename t_0 as t . Then we replace each vertex v of degree d_v by a counterclockwise cycle \hat{C}_v of length d_v . We re-direct each arc going to v and leaving v to exactly one vertex \hat{C}_v in such a way that no arcs cross. (So, each vertex of \hat{C}_v corresponds to an arc incident to v in G_0)

As we discussed, it follows by the result in [KNK93] that removing clockwise cycles does not change the value of the maximum flow, and it is not hard to see that the degree reduction has no effect on the value of maximum flow on edge-capacitated networks. Thus, Property (1) holds for (G, s, t) . Property (2) holds simply because we remove all the clockwise cycles at the end, and Property (3)-(5) follows directly from the degree reduction.

5 Strip-Slicing Decomposition

The crucial part of our algorithm is the decomposition algorithm that decomposes a strongly connected component C into (proper) *strips*, which are regions of C in the planar embedding enclosed by two arc-disjoint paths U and F that share start and end vertices.

We will present the *strip-slicing decomposition* algorithm that decomposes a given strip $C_{U,F}$ into a collection \mathcal{S} of *minimal* strips in the sense that any strip in \mathcal{S} cannot be sliced into smaller strips. Moreover, any two strips obtained by the decomposition are either disjoint or share only their boundary vertices. We claim that the above decomposition can be done in linear time.

If then certain prerequisites are met (we will discuss this in the later section), then our strip-slicing decomposition gives a collection of strips such that all the inner arcs of each strip are useless while all the boundary arcs are useful.

Before proceeding to the presentation of the algorithm, we advise the readers to recall definitions of links and paths in a strip in Section 2.4.

5.1 The Decomposition Algorithm

Now we describe our strip-slicing decomposition algorithm. We start our discussion by presenting an abstraction of the algorithm. We denote the initial (input) strip by C_{U^*,F^*} . We call U^* the *top-most ceiling* and call F^* the *lowest floor*. The top-most ceiling U^* can be a dummy ceiling that does not exist in the graph.

The decomposition algorithm taking as input a strip $C_{U,F}$. Then it finds the “right-most” path P w.r.t. the floor F that is either a forward path or an up-cross path, which we call a *slicing path*. This path P slices the strips into two regions, the *up-strip* and the *down-strip*. Please see Figure 4 for illustration. Intuitively, we wish to slice the input strip into pieces so that the final collection consists of strips that have no forward, up-cross, down-cross nor forward hanging paths (each of these paths can slice a strip into smaller ones).

The naive implementation yields an $O(n^2)$ -time algorithm; however, with a careful implementation, we can speed up the running time to $O(n)$. We remark that our decomposition algorithms (both the quadratic and linear time algorithm) do not need the properties that the input plane

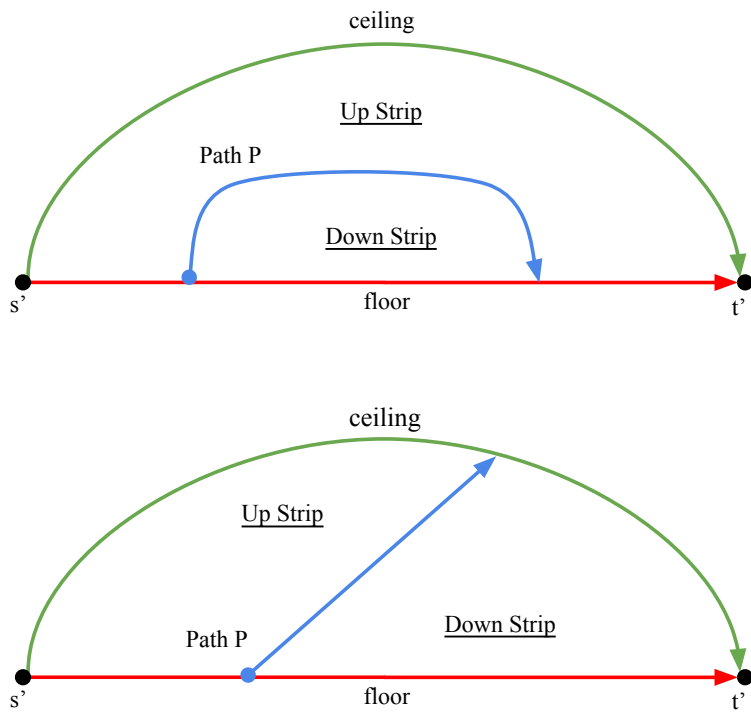


Figure 4: The path P slices the strip into up-strip and down-strips.

graph has no clockwise cycles and that every vertex (except source and sink) has degree three. Thus, we are free to modify the graph as long as the graph remains planar.

To make the readers familiar with our notations, we start by presenting the quadratic-time algorithm in Section 5.3 and prove its correctness. Then we will present the linear-time algorithm in Section 5.4 and show that it has the same properties as that of the quadratic-time algorithm. The basic subroutines that are shared in both algorithms are presented in Section 5.2

More precisely, we prove the following lemmas in the next two sections.

Lemma 6. *There is an $O(n^2)$ -time algorithm that, given as input a strip C_{U^*,F^*} , outputs a collection \mathcal{S} of strips such that each strip $C_{U,F} \in \mathcal{S}$ has neither forward, up-cross, down-cross nor forward hanging path (w.r.t. U).*

Lemma 7. *There is a linear-time algorithm that, given as input a strip C_{U^*,F^*} , outputs a collection \mathcal{S} of strips such that each strip $C_{U,F} \in \mathcal{S}$ has neither forward, up-cross, down-cross nor forward hanging path (w.r.t. U).*

The important property that we need from the decomposition algorithm is that if the floor of the input strip C_{U^*,F^*} is useful, then all the boundary arcs of every strip $C_{U,F} \in \mathcal{S}$ are also useful.

Lemma 8. *Let \mathcal{S} be a collection of minimal strips obtained by running the strip-slicing decomposition on an input strip C_{U^*,F^*} . Suppose the source s and the sink t are not enclosed in C_{U^*,F^*} and that the floor F^* is useful. Then, for every strip $C_{U,F} \in \mathcal{S}$, all the boundary arcs of $C_{U,F}$ (i.e., arcs in $U \cup F$) are useful.*

Proof. We prove by induction that the decomposition algorithm maintains an invariant that the ceiling U and the floor F are useful in every recursive call.

For the base case, since F^* is useful, Lemma 1 implies that U^* is useful because it is a forward path w.r.t. F^* . Inductively, assume that the claim holds prior to running the decomposition algorithm on a strip $C_{U,F}$. Thus, U and F are useful. If the algorithm finds no slicing-path, then we are done. Otherwise, it finds a slicing-path P , which slices the strip $C_{U,F}$ into $C_{U_{up},F_{up}}$ and $C_{U_{down},F_{down}}$. Let s' and t' be the start and end vertices of the strip $C_{U,F}$, respectively. Observe that each of the path U_{up}, F_{up}, U_{down} and F_{down} is a simple s', t' -path, regardless of whether the slicing P is a forward path or an up-cross path. Since s and t are not enclosed in $C_{U,F}$, we can extend any simple s', t' -path Q into a simple s, t -path, which certifies that Q is a useful path. Therefore, U_{up}, F_{up}, U_{down} and F_{down} are all useful, and the lemma follows. \square

5.2 Basic Subroutines

Before proceeding, we formally describe the two basic procedures that will be used as subroutines in the main algorithms.

PROCEDURE 1: Slice the strip $C_{U,F}$ by a path P . This procedure outputs two strips $C_{U_{up},F_{up}}, C_{U_{down},F_{down}}$. We require that P is either a forward-path or an up-cross path. Let s', t' be the start and end vertices of the strip $C_{U,F}$ (which are end vertices of both U and F), and let u, v be the start and the end vertices of P , respectively. We define the two new strips by defining the new floors and strips as below.

- **Case 1: P is a forward path.** Then we know that u, v are on the floor F and other vertices of P are not on the boundary of $C_{U,F}$. To define the up-strip, we let $U_{up} := U$ and construct F_{up} by replacing the u, v -subpath of F by P . To define the down-strip, we let $U_{down} := P$ and let F_{down} be the u, v -subpath of F .
- **Case 2: P is an up-cross path.** Then we know that u is on the floor F while v is on the ceiling U and other vertices of P has not on the boundary of $C_{U,F}$. To define the up-strip, we let U_{up} be the s', u -subpath of U and construct F_{up} by concatenating the s', u -subpath of F with P . To define the down-strip, we construct U_{down} by concatenating the path P with the v, t' -subpath of U , and we let F_{down} be the the u, t' -subpath of F .

PROCEDURE 2: Find a slicing path starting from $u \in F$. We require that there are no arcs leaving the strip $C_{U,F}$ (we can temporary remove them). The algorithm runs recursively in the right first search manner (recall this is a variant of depth first search where we choose the traverse to the right-most arc). For simplicity, we assume that the first arc that will be scanned is the arc leaving u that is next to the floor arc. Specifically, letting $uw \in F$ be the floor arc and uw' be the arc next to uw in counterclockwise order, the algorithm will ignore uw and start by traversing uw' . We terminate a recursive call when we reach a boundary vertex $v \in U \cup F$. The algorithm then decides whether the path P is a slicing path. More precisely, if v appears before u (thus, P is a forward path) or v is an internal vertex of the ceiling (thus, P is an up-cross path), then the algorithm returns that we found a slicing path P plus reports that P is a forward path or an up-cross path. Otherwise, we continue the search until we visited all the inner vertices reachable from u ; in this case, the algorithm returns that there is no slicing path. Notice that any slicing path P found by the algorithm is the *right most* slicing path starting from u .

5.3 Quadratic-Time Strip-Slicing Decomposition (Proof of Lemma 6)

The Main Algorithm. Now we describe our $O(n^2)$ -time algorithm in more details. The algorithm reads an input strip C_{U^*,F^*} and then outputs a collection of minimal strips \mathcal{S} . Our algorithm consists of initialization and recursive steps (we may think that these are two separated procedures).

Let s', t' be the start and the end vertices of the input strip C_{U^*,F^*} (i.e., the start and end vertices of the paths U^* and F^*). At the initialization step, we remove every arc leaving the input strip and then make sure that the *initial strip* has no hanging path by adding an auxiliary ceiling (s', x', t') to enclose the input strip, where x' is a dummy vertex that does not exist in the graph. Clearly, the modified strip has no hanging path.

Next we run the recursive procedure. Let us denote the input strip to this procedure by $C_{U,F}$. We first find a slicing path P . If there is no such path, then we add $C_{U,F}$ to the collection of strips \mathcal{S} . Otherwise, we found a slicing path P , and we use it to slice the strip $C_{U,F}$ into the up-strip $C_{U_{up},F_{up}}$ and the down-strip $C_{U_{down},F_{down}}$. We then make recursive calls on $C_{U_{up},F_{up}}$, $C_{U_{down},F_{down}}$, and terminate the algorithm (or return to the parent recursive-call).

Analysis The running-time of the algorithm can be analyzed by the following recurrent relation:

$$T(n) = T(n_1) + T(n - n_1) + O(n), \text{ where } T(1) = 1.$$

This implies the quadratic running-time of the algorithm. It is clear from the construction that any two strips in \mathcal{S} can intersect only at their boundaries and that any strip in the collection \mathcal{S}

contains no forward nor up-cross path. It remains to show that the any strip at the termination has no hanging nor down-cross path.

Observe that the assertion holds trivially at the first call to the recursive procedure because the ceiling $U = (s', x, t')$ is an auxiliary ceiling (we simply have no arc leaving the lone internal vertex of U). We will show that this property holds inductively, i.e., we claim that if $C_{U,F}$ has no forward hanging nor down-cross path, then both $C_{U_{up},F_{up}}$ and $C_{U_{down},F_{down}}$ also have no forward hanging nor down-cross path. We consider two cases of the slicing path P .

Case 1: P is a forward path. Then the up-strip $C_{U_{up},F_{up}}$ has no forward hanging path because $U_{up} = U$ (but, a backward hanging path may exist), and $C_{U_{up},F_{up}}$ has no down-cross path because, otherwise, any such path together with a subpath of P would form a down-cross path in $C_{U,F}$.

For the down-strip $C_{U_{down},F_{down}}$, we know that $P = F_{U_{down}}$ and that P is the right-most path w.r.t. to F_{up} . This means that there is no forward hanging path w.r.t. U_{down} simply because the hanging path Q by definition must lie on the right of $U_{down} = P$, which contradicts the fact that P is the right-most forward path (we can replace a subpath of P by Q to form a forward path right to P). Similarly, any down-cross path w.r.t. $C_{U_{down},F_{down}}$ together with a subpath of P would form a forward path right to P in $C_{U,F}$, again a contradiction.

Case 2: P is an up-cross path. Then the up-strip $C_{U_{up},F_{up}}$ has no forward hanging path simply because U_{up} is a subpath of U . It is also not hard to see that $C_{U_{up},F_{up}}$ has no down-cross path. Suppose not. Then we have a down-cross path Q that starts from some internal vertex x of U_{up} and ends at some vertex y in F_{up} . We have two cases: (1) if $y \in F$, then the path Q is also a down-cross path in $C_{U,F}$ and (2) if $y \in P$, then the path Q together with a subpath of P form a forward hanging path in $C_{U,F}$. Both cases lead to contradiction.

Next consider the down-strip $C_{U_{down},F_{down}}$. The ceiling U_{down} consists of the slicing path P and a subpath of U . Suppose there is a down-cross path Q in $C_{U_{down},F_{down}}$. Then we know that Q must go from P to $F_{down} = U$. But, this means that we can form a forward path right to P by concatenating a subpath of P with Q , which contradicts the fact that P is the right-most slicing path. Suppose there is a forward hanging path Q in $C_{U_{down},F_{down}}$. Then it must start from some vertex v in P and ends on either P or the subpath of U in U_{down} . But, both cases imply that there exists a slicing path P' that lie right to P , which contradicts our choice of P . \square

5.4 Linear Time Implementation

Now we present a linear-time implementation of our strip-slicing decomposition algorithm and thus prove Lemma 7. The algorithm is similar to the one with quadratic running-time except that we keep the information of vertices that have already been scanned. Here the recursive procedure has an additional parameter v^* , which is a pointer to a vertex on the floor F that we use as a starting point in finding the slicing path P .

To be precise, our algorithm again consists of two steps. Let us denote the input strip by C_{U^*,F^*} and denote its start and end vertices by s' and t' , respectively. At the initialization step, we remove all arc leaving C_{U^*,F^*} and add an auxiliary ceiling (s', x', t') to enclose the input strip (x' is a dummy vertex). Then we set the starting point $v^* := s'$ and call the recursive procedure with parameter $C_{U,F}$ (the modified strip) and v^* .

In the recursive procedure, we first order vertices on the floor F by v_1, \dots, v_ℓ (note that $v_1 = s'$ and $v_\ell = t'$). Let i^* be the index such that $v_{i^*} = v^*$. For each $i = i^*$ to ℓ in this order, we find a slicing path starting from v_i (using the right-first-search algorithm). If we cannot find a slicing path

starting from v_i , then we remove all the inner vertices and arcs scanned by the search algorithm and iterate to the next vertex (i.e., to the vertex v_{i+1}). Otherwise, we found a slicing path P and exit the loop. Note that the loop terminates under two conditions. Either the search algorithm finds no slicing path or it reports that there exists a slicing path P starting from a vertex v_i . For the former case, we add $C_{U,F}$ to the collection of strips \mathcal{S} . For the latter case, we remove all the inner vertices and arcs scanned by the search algorithm except those on P , and we then slice the strip $C_{U,F}$ into the up-strip $C_{U_{up},F_{up}}$ and the down-strip $C_{U_{down},F_{down}}$. Finally, we make two calls to the recursive procedure with parameters $(C_{U_{up},F_{up}}, v_i)$ and $(C_{U_{down},F_{down}}, v_i)$, respectively. In particular, we recursively run the procedure on the up and down strips, and we pass the vertex v_i as the starting point in finding slicing paths.

5.4.1 Implementation Details

Here we describe some implementation details that affect the running-time of our algorithm.

Checking whether a vertex is in the floor or ceiling. Notice that checking whether a vertex is in the the floor F or the ceiling U can be an issue since the up-strip and the down-strip share boundary vertices. A trivial implementation would lead to storing the same vertex in $O(n)$ data structures, and the algorithm ends up running in $O(n^2)$ -time. We resolve this issue by using a coloring scheme. We color vertices on the floor F by red and the vertices on the ceiling U by green. (Note that we color only the internal vertices of U since U and F share the start and end vertices). We color other vertices by white. Now we can easily check if a vertex is in the floor or ceiling by checking its color. When we make a recursive call to the up-strip and the down-strip. We have to maintain the colors on the slicing path P to make sure that we have a right coloring. More precisely, when we make a recursive call to the up-strip we color internal vertices of P by red (since they will be vertices on the floor F_{up}) and then flip their colors to green later when we make a recursive call to the down-strip (since they will be vertices on the ceiling U_{down}). Observe that internal vertices of the slicing path P are internal vertices of the strip $C_{U,F}$, which will be boundary vertices of the up and down strips in the deeper recursive calls. As such, any vertices will change colors at most three times (from white to green and then to red).

Checking if a path is a forward path. Another issue is when we search for a slicing path P and want to decide whether the path we found is a forward path or a backward path. We simply solve this issue by removing all the incoming arcs of vertices $v_{i'}$ for all $0 \leq i' < i$. This way any path we found must be either a forward path or an up-cross path.

Slicing a Strip. Observe that we may create $O(n)$ strips (and thus have $O(n)$ floors and ceilings) during the run of the decomposition algorithm. However, we cannot afford to store floors and ceilings of every strip separately as they are not arc disjoint. Otherwise, just storing them would require a running time of $O(n^2)$. To avoid this issue, we keep paths (either floor or ceiling) as doubly linked lists. Consequently, we can store $C_{U,F}$ by referencing to the first and last arcs of the floor (respectively, ceiling). Moreover, since we store paths as doubly linked list, each *cut-and-join* operation can be done in $O(1)$ time.

Maintaining the search to be inside $C_{U,F}$. As we may have an arc going leaving $C_{U,F}$, we have to ensure that the right-first-search algorithm would not go outside the strip. (Note that our algorithm does not see the real drawing of $C_{U,F}$ on a plane and thus cannot decide whether an arc is in a strip or not.) To do so, we temporary remove the arcs leaving $C_{U,F}$ and put them back after the procedure terminates. Observe that the inner parts of up-strip $C_{U_{up},F_{up}}$ and $C_{U_{down},F_{down}}$ are disjoint. Thus, each arc leaving $C_{U,F}$ is removed and put back at most once.

5.4.2 Correctness

For the correctness, it suffices the show that the slicing path P that we found in every step is exactly the same as what we would have found by the quadratic-time algorithm. We prove this by reverse induction. The base case, where we call the procedure on the initial strip C_{U^*,F^*} , holds trivially. For the inductive step, we assume the that both implementations found the same slicing paths so far. Now if the recursive procedure found no slicing path, then we are done. Otherwise, we found a slicing path P . Let us order vertices on the floor F by v_1, \dots, v_ℓ , and let v_i be the start vertex of P . First, consider the up-strip $C_{U_{up},F_{up}}$. Clearly, $C_{U_{up},F_{up}}$ has no up-cross path starting from any vertex $v_{i'}$ with $0 \leq i' < i$. We also know that $C_{U_{up},F_{up}}$ has no forward path Q starting from $v_{i'}$; otherwise, the path Q is either a forward path in $C_{U,F}$ starting at $v_{i'}$ (if Q starts and ends on U) or we can form another slicing path P' starting from $v_{i'}$ by concatenate Q with a subpath of P . Moreover, all the vertices that scanned by running the right-first-search algorithm from v_i must be enclosed in the down-strip. Thus, we conclude that removing all scanned vertices (those that are not on P) does not affect the choice of slicing paths in the up-strip.

Next consider the down-strip. In any case, we know that the slicing path P becomes a subpath of the ceiling of $C_{U_{down},F_{down}}$. Clearly, any path Q from P to F_{down} would either form a forward path P' lying right to P or would imply that $C_{U,F}$ has a down-cross path (this is the case when Q is a subpath of a longer path that goes from U to F_{down}), which are contradictions in both cases. Thus, we can remove every vertex that is scanned by the right-first-search algorithm and is not on the slicing path P without any effect on the choices of slicing paths in deeper recursive calls. To conclude, our linear-time and quadratic-time implementations have the same choices of slicing paths and must produce the same outputs. The correctness of our algorithm is thus implied by Lemma 6.

5.4.3 Running Time Analysis

Clearly, the initialization step of the decomposition algorithm runs in linear-time. Thus, it suffices to consider the running time of the recursive procedure. We claim that each arc is scanned by our algorithm at most $O(1)$ times, and each vertex is scanned only when we scan its arcs. This will immediately imply the linear running time. We prove this by induction. First, note that we remove all the internal vertices and arcs that are scanned by the search algorithm but are not on the slicing path P (if it exists), which means that these vertices and arcs are scanned only once throughout the algorithm. Thus, if we found no slicing path, then the decomposition runs in linear time on the number of arcs in the strip. Otherwise, we found a slicing path P starting at some vertex $v_i \in F$. The recursive procedure slices the strip $C_{U,F}$ in such a way that the two resulting strips $C_{U_{up},F_{up}}$ and $C_{U_{down},F_{down}}$ have no inner parts in common. Thus, we can deduce inductively that the running time incurred by scanning inner arcs and vertices of the two strips are linear on the number of arcs in the strips. Moreover, since we pass v_i as the starting point of iterations in

deeper recursive calls, we can guarantee that any vertices $v_{i'} \in F$ with $i < i'$ (those that appear before v_i) will never be scanned again. We note, however, that we may scan the vertex v_i multiple times because some arcs leaving v_i that lie on the left of P have never been scanned. Nevertheless, we can guarantee that the number of times that we scan v_i is at most the number of its outgoing arcs. To see this, first any arc that does not lead to a slicing path will be removed. For the arc that leads to a slicing path, we know that it will become an arc on the boundaries of up and down strips and thus will never be scanned again. In both cases, we can see that the number of times we scan v_i is upper bounded by the number of its outgoing arcs. Therefore, the running time of our algorithm is linear on the number of arcs in the input strip, completing the proof of Lemma 7. \square

6 The Outside Case: Determining useless arcs when s is not in the component

In this section, we describe an algorithm that determines all useful arcs of a strongly connected component C when the source s is in the infinite face.

We first outline our approach. Consider a strongly connected component C . If the boundary of C is not a cycle, then the strong connectivity implies that we can extend some path on the boundary to form a clockwise cycle, which contradicts to our initial assumption that the embedding has no clockwise cycle.

If all arcs in the boundary of C , denoted by Q , are useless, then no arcs of C are useful. Otherwise, we claim that some arcs of Q are useful and some are useless. Moreover, these arcs partition Q into two paths Q_1 and Q_2 such that Q_1 is a useful path and all arcs of Q_2 are useless.

Lemma 9. *Consider the boundary of a strongly connected component C . Let Q be the cycle that forms the boundary of C . Then either all arcs of C are useless or there are non-trivial paths Q_1 and Q_2 such that*

- $E(Q) = E(Q_1) \cup E(Q_2)$.
- Q_1 is a useful path.
- All arcs of Q_2 are useless.

Moreover, there is a linear-time algorithm that computes Q_1 and Q_2 .

Proof. First, we claim that all arcs of C are useless if and only if Q has no entrance or has no exit.

If Q has no entrance or has no exit, then it is clear that all arcs of C are useless because there can be no simple s, t -path using an edge of C .

Suppose Q has at least one entrance u and at least one exit v . We will show that Q has both useful and useless arcs, which can be partitioned into two paths as in the statement of the lemma.

Observe that no vertices of Q can be both entrance and exit because of the degree-three assumption. (Any vertex that is both entrance and exit must have degree at least four, two from Q and two from the entrance and the exit paths.)

For any pair of entrance and exit u, v , let Q_{uv} be the u, v -subpath of Q . We claim that Q_{uv} is a useful path. To see this, we apply Lemma 5. Thus, we have an s, u -path P_u and a v, t -path P_v

that are vertex disjoint. Moreover, P_u and P_v contain no vertices of Q except u and v , respectively. Thus, $R = P_u \cdot Q_{uv} \cdot P_v$ form a simple s, t -path, meaning that Q_{uv} is a useful path.

Notice that Q has no useless arc only if Q has two distinct entrances u_1, u_2 and two distinct exits v_1, v_2 that appear in Q in interleaving order (u_1, v_1, u_2, v_2) . Now consider a shortest s, u_1 -path P_{u_1} , a shortest s, u_2 -path P_{u_2} , and the u_1, u_2 -subpath Q_{u_1, u_2} of Q . These three paths together encloses any path that leaves the component C through an exit v_1 . Thus, any v_1, t -path must intersect either P_{u_1} or P_{u_2} , contradicting Lemma 5.

Consequently, a sequence of entrances and exits appear in consecutive order on Q . Let us take the first entrance u^* and the last exit v^* . We know from the previous arguments that any pair of entrance and exit yields a useful subpath of Q . More precisely, the u^*, v^* -subpath Q_1 of Q must be useful and must contain all the entrances and exits because of the choices of u^* and v^* . Consider the other subpath – the v^*, u^* -subpath Q_2 of Q . The only entrance and exit on Q_2 are u^* and v^* , respectively. Thus, any path s, t -path P that contains an arc e of Q_2 must intersect with the path Q_1 . But, then the path P together with the boundary Q enclose the region of C that has no exit. Thus, P cannot be a simple path. It follows that no arcs of Q_2 are useful.

To distinguish the above two cases, it suffices to compute all the entrances and exits of Q using a standard graph searching algorithm. The running time of the algorithm is linear, and we need to apply it once for all the strongly connected components. This completes the proof. \square

6.1 Algorithm for The Outside Case

Now we present our algorithm for the outside case. We assume that some arcs in the boundary of C are useful and some are useless.

Our algorithm decides whether each arc in C is useful or useless by decomposing C into a collection of minimal strips using the algorithm in Section 5. Then any arc enclosed inside a minimal strip is useless (only boundary arcs are useful). Thus, we can determine the usefulness of arcs in each strip. Observe, however, that the component C is not a strip because it is enclosed by a cycle instead of two paths that go in the same direction. We transform C into a strip as follows. First, we apply the algorithm as in Claim 9. Then we know the boundary of C , which is a cycle consisting of two paths Q_1 and Q_2 , where Q_1 is a useful path and Q_2 is a useless path. Let $F^* = Q_1$, and call it the *lowest-floor*. Note that F^* starts at an entrance s_C and ends at an exit t_C . We add to C a dummy path $U^* = (s_C, u^*, t_C)$, where u^* is dummy vertex, and call U^* the *top-most ceiling*, which is a dummy ceiling. This transforms C into a strip, denoted by C_{U^*, F^*} . (See Figure 5)

Now we are able to decompose C_{U^*, F^*} into a collection \mathcal{S} of minimal strips by calling the strip-slicing decomposition on C_{U^*, F^*} . Since F^* is a useful path, we deduce from Corollary 2 that all the strips $C_{U, F} \in \mathcal{S}$ are such that both U and F are useful paths.

Next we show that no inner arcs of a strip $C_{U, F} \in \mathcal{S}$ are useful, which then implies only arcs on the boundaries of strips computed by the strip-slicing decomposition are useful. Therefore, we can determine all the useful arcs in C in linear-time.

Lemma 10. *Consider a strip $C_{U, F} \in \mathcal{S}$ computed by the strip-slicing decomposition algorithm. Then no inner arc e of $C_{U, F}$ is useful. More precisely, all arcs in $e \in E(C_{U, F}) - E(U \cup F)$ are useless.*

Proof. Suppose for a contradiction that there is an inner arc e of $C_{U, F}$ that is useful. Then there is an s, t path P containing e . We may also assume that P contains a link Q . That is, Q starts and

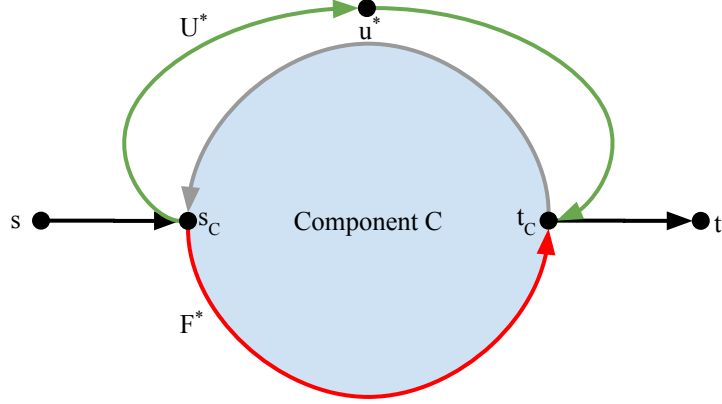


Figure 5: The initial strip before the decomposition.

ends at some vertices u and v in $V(U \cup F)$, respectively, and Q contains no arcs of $E(U \cup F)$. By Lemma 7, Q must be a backward path. Hence, it suffices to show that any backward path inside the strip $C_{U,F}$ is useless.

By the definition of the backward path Q , v must appear before u on F , and by Lemma 8, F is a useful path, meaning that there is an s, t -path R containing F . Let s' and t' be the start and end vertices of the strip $C_{U,F}$ (i.e., s' and t' are the common start and end vertices of the paths U and F , respectively). Then we have four cases.

- **Case 1:** $v = s'$ and $u = t'$. In this case, the path U and Q form a clockwise cycle, a contradiction.
- **Case 2:** $v = s'$ and $u \neq t'$. In this case, v has degree three in $Q \cup U \cup F$. Thus, the path $R \supseteq F$ must start at the same vertex as F ; otherwise, v would have degree at least four. This means that $s = s'$, but then P could not be a simple s, t -path because s must appear in P at least twice, a contradiction.
- **Case 3:** $v \neq s'$ and $u = t'$. This case is similar to the former one. The vertex u has degree three in $Q \cup U \cup F$. Thus, the path $R \supseteq F$ must end at the same vertex as F ; otherwise, u would have degree at least four. This means that $t = t'$, but then P could not be a simple s, t -path because t must appear in P at least twice, a contradiction.
- **Case 4:** $u \neq t'$ and $v \neq s'$. Observe that P must enter and leave $C_{U,F}$ on the right of F (and thus R) at some vertices a and b , respectively. We may assume wlog that the a, u -subpath and the v, b -subpath of P are contained in R . Moreover, it can be seen that u and v appear in different orders on the path R (that contains F) and the path P (that contains Q). Thus, P must intersect either the s, b -subpath of R , say $R_{s,b}$, or the a, t -subpath of R , say $R_{a,t}$. (Note that R contains no inner vertices of Q by the definition of a backward path.)

Suppose P intersects $R_{a,t}$ at some vertex x , and assume that x is the last vertex of P in the intersection of P and $R_{a,t}$. Since P enters R at the vertex a from the right, the x, a -subpath of P must lie on the right of R . But, then the union of the x, a -subpath of P and the a, x -subpath of R forms a clockwise cycle, a contradiction. (See Figure 6 for illustration.)

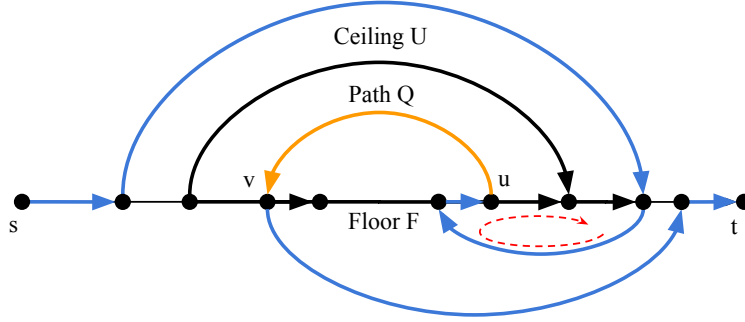


Figure 6: An illustration of Case 4 in the proof of Lemma 10

Now suppose P intersects $R_{s,b}$ at some vertex y , and assume that y is the first vertex of P in the intersection of P and $R_{s,b}$. Since P leaves R at the vertex b from the right, the b, y -subpath of P must lie on the right of R . But, then the union of the b, y -subpath of P and the y, b -subpath of R forms a clockwise cycle, again a contradiction.

Therefore, all backward paths inside the strip $C_{U,F}$ are useless and so do inner arcs of $C_{U,F}$. \square

7 The Inside Case: Determining useful arcs of a strongly connected component when s is inside of the component

In this section, we describe an algorithm for the case that the source vertex s is in the strongly connected component C . In this case, the source vertex s is enclosed in some face f_s in the component C . It is possible that s is also enclosed nestedly in other strongly connected components (see Figure 3). We will perform a simple reduction so that (1) the source s is enclosed inside the component C , (2) s has only one outgoing arc, and (3) every vertex except s (and t) has degree three: First, we contract the maximal component containing s inside f_s into s . Now the source s has degree more than one in a new graph. We thus add an arc $s's$ and declare s' as a new source vertex. Then we replace s by a binary tree on d leaves to maintain the degree-three requirement. See Figure 7.

7.1 Overview

We decompose the problem of determining the usefulness of component C into many subproblems and will deal with each subproblem (almost) independently. The basis of our decomposition is in slicing the component with the *lowest-floor path* F^* and the *top-most ceiling* U^* . These two paths then divide the component C into two parts: (1) the primary strip and (2) the open strip. Figure 8 illustrates the paths F^* and U^* , and Figure 9 shows the schematic view of the primary and the open strips. All types of strips and components will be defined later. The lowest-floor is constructed in such a way that it includes all the exits of a component C . We thus assume that the sink t is a vertex on the boundary of C , and there is no other exit.

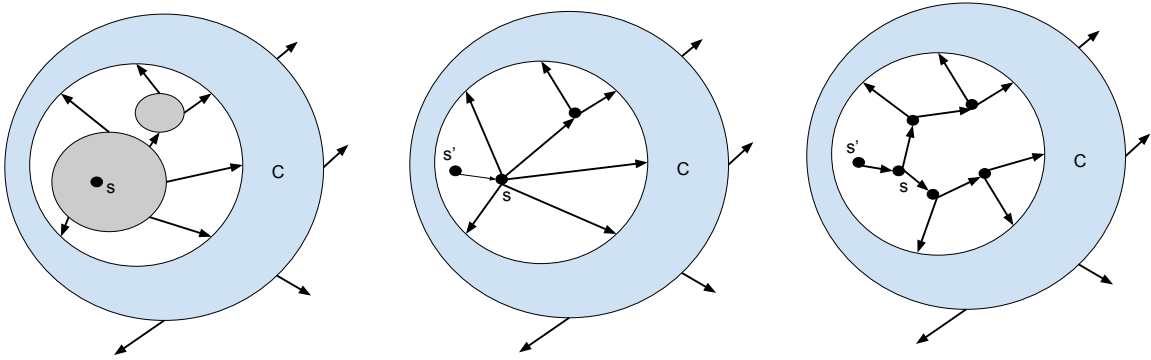


Figure 7: A reduction for simplifying the source structure for the inside case.

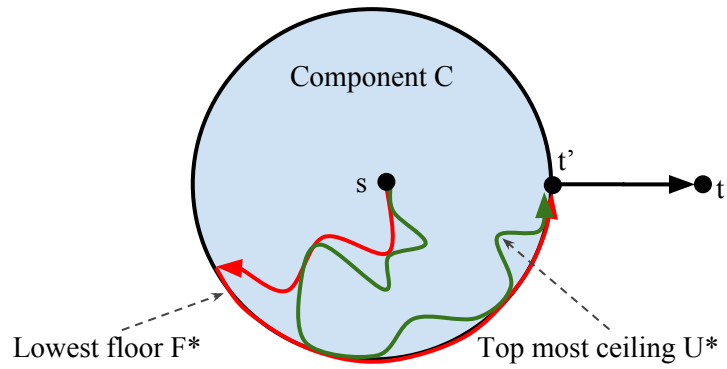


Figure 8: the lowest-floor path F^* and the top-most ceiling U^* in the inside case.

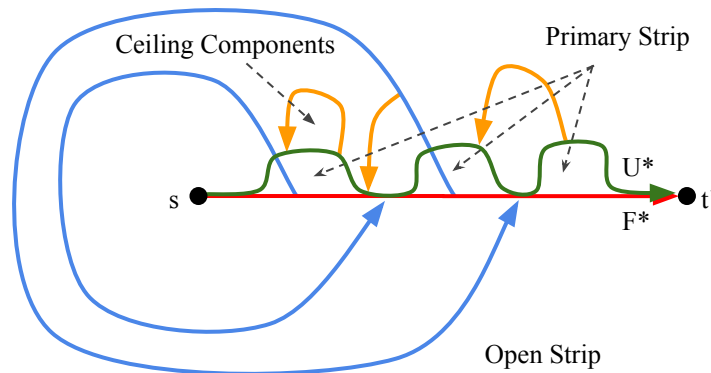


Figure 9: The types of major strips in the inside case.

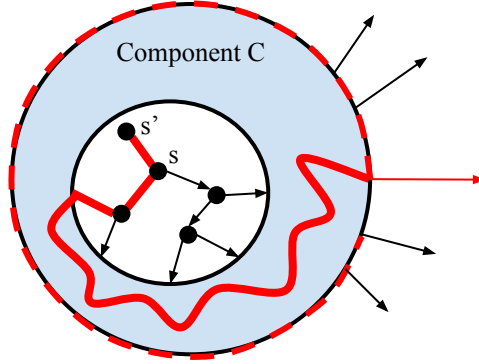


Figure 10: How to find F^* : the path P is shown in solid red. The extension on the boundary is shown as a dashed line.

7.1.1 The lowest-floor path F^* .

We mainly apply the algorithm from Section 6 to the primary strip defined by two paths F^* and U^* , which may not be arc-disjoint. The path F^* is the *lowest-floor path* defined similarly to the outside case: We compute F^* by finding the right-most path P from s to t (hence, P is an s, t -path). We recall that the sink t is placed on the unbounded face of the planar embedding. Thus, t must lie outside of the region enclosed by C . This means that the right-most path P has to go through some exit t' on the boundary of C . Although we know that the right-most path goes from t' to t directly, we detour the path P along the boundary to include all the exits, which is possible since the source s is enclosed inside the component. See Figure 10 for illustration.

7.1.2 Flipped paths.

Unlike the outside case, the path F^* in the inside case does not divide the component C into two pieces because the source vertex s is inside some inner face of C . This leaves us more possibilities of paths that we have not encountered in the outside case, called “flipped paths”. These are paths that goes from the left-side of the floor F^* to the right-side (or vice versa). (Please recall the terminology of left and right directions in Section 2.2, and recall the types of paths in Section 2.3.) Fortunately, the reverse-flipped and hanging paths do not exist because of our choice of the lowest floor path F^* .

Lemma 11. *Consider the construction of the lowest floor path F^* as in Section 7.1.1. Then there is no reverse-flipped nor hanging paths w.r.t. F^* .*

Proof. Consider a connected component C that encloses the source s . We recall that F^* is constructed by finding the right-most s, t -path and then detouring along the boundary of C . Thus, F^* is a union of two subpaths: (1) the path F_1 that is a subpath of the right-most s, t -path and (2) the path F_2 that is a subpath of the boundary of C .

First, we rule out the existence of a hanging path. Assume to the contrary that there is a path $P \subseteq C$ that leaves F^* to the right and enters F^* again from the right. Then clearly P must start and end on the first subpath F_1 of F^* (otherwise, P would have left the boundary). But, this would contradict the fact that F_1 is a subpath of the right-most s, t -path.

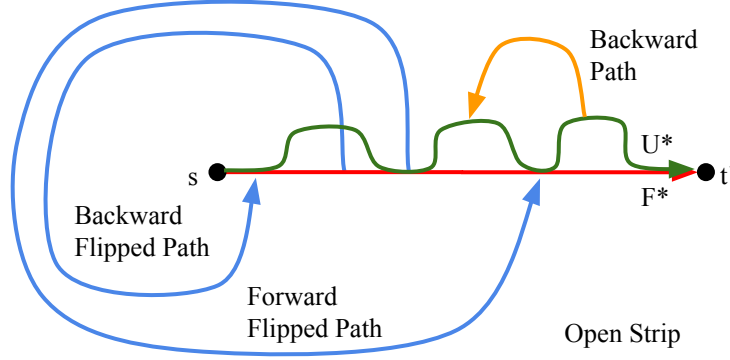


Figure 11: The types of paths in the open strip.

Next, we rule out the existence of a reverse-flipped path. Assume to the contrary that there is a path P that leaves F^* to the right and enters F^* again from the left. We assume the minimality of such path (thus, P contains no internal vertices of F^*). Then we know that P must start from F_1 . (otherwise, P would have left the boundary). If P is a backward path, then the path P together with a subpath of F^* forms a clockwise cycle, a contradiction (we would have gotten ride of them in the preprocessing step). If P is a forward path, then it would contradict the fact that F_1 is a subpath of the right-most path since we can traverse along the path P (which is right to F_1) to get an s, t -path. \square

7.1.3 Primary Strip.

The *primary strip* is defined by two paths, which may not be arc-disjoint, namely F^* and U^* . The path F^* is the lowest-floor path. The path U^* is the *top-most ceiling*, which is an s, t -path such that the strip C_{U^*, F^*} encloses all (non-flipped) forward paths (w.r.t. F^*). The path U^* is essentially the left-most path from s to t . Section 7.2 describes how we find U^* given F^* .

7.1.4 Open Strip.

The *open strip* \hat{C} is defined to be everything not in the inner parts of the primary strip. See Figure 11 for illustration.

To deal with arcs in \hat{C} , we first characterize the first set of useless arcs: ceiling arcs. An arc $e \in \hat{C} = (u, v)$ is a *ceiling arc* if u can be reachable only from paths leaving F^* to the left and v can reach t only through paths entering F^* from the left as well. These arcs form “ceiling components”. (Note that paths that form ceiling components are all backward paths because all the forward paths w.r.t. F^* have been enclosed in C_{U^*, F^*} .) We shall prove that these paths are useless in Lemma 18. Therefore, as a preprocessing step, we delete all the ceiling arcs from \hat{C} .

To deal with the remaining arcs in \hat{C} , we first find strongly connected components H_1, H_2, \dots in \hat{C} . The arcs outside strongly connected components then form a directed acyclic graph \hat{D} that represents essentially the structures of all flipped paths. We can now process each component H_i using the outside-case algorithm only if we know which adjacent arcs in \hat{D} are valid entrances and exits. For arcs in \hat{D} that belong to some flipped path, we can use a dynamic programming algorithm to compute all reachability information needed to determine their usefulness.

Our algorithm can be described shortly as follows.

- **Initialization.** We compute the lowest-floor path F^* and the top-most ceiling U^* , thus forming the primary strip C_{U^*,F^*} and the open strip \hat{C} .
- **The open strip (1): structures of flipped paths.** We find all strongly connected components in \hat{C} and collapse them to produce the directed acyclic graph \hat{D} . We then compute the reachability information of arcs in \hat{D} and use it to determine the usefulness of arcs in \hat{D} .
- **The open strip (2): process each strongly connected component.** Then we apply the outside-case algorithm to each strongly connected component in \hat{C} .
- **The primary strip.** We determine the usefulness of arcs in the primary strip.

In the following subsections, we describe how to deal with each part of C .

7.2 Initialization: Finding the Primary and Open Strips

In this section, we discuss the initialization step of our algorithm, which computes the primary and the open strips. In this step, we also compute the reachability information of flipped paths, which will be used in the later part of our algorithm.

As discussed in the previous section, we compute the lowest-floor path F^* by finding the right-most s, t -path, which is unique and well-defined because s has a single arc leaving it. The path F^* is contained in C because we assume that t is an exit vertex on the boundary of C .

The top-most ceiling U^* can be computed by simply computing the left-most non-flipped path w.r.t. of F^* from s to t . This can be done in linear time by first (temporary) removing every arc on the right-side of F^* and then computing the left-most path from s to t . Consequently, we have the primary strip C_{U^*,F^*} , we claim that it encloses all forward paths (w.r.t. F^*).

Lemma 12. *Every forward path w.r.t. F^* is enclosed in C_{U^*,F^*} .*

Proof. Suppose to the contrary that there exists a forward path P not enclosed by C_{U^*,F^*} . Then P must intersect with U^* or F^* . If it is the former case, then P must have a subpath Q that leaves and enters U^* on the left (this is because U^* is on the left of F^*). We choose a subpath Q in which the start vertex of Q , say u , appears before its end vertex, say v , on U^* . Such path Q must exist because, otherwise, P would have a self-intersection inside C_{U^*,F^*} . We may further assume that Q is a minimal such path, which means that all the arcs of Q lie entirely on the left of U^* . But, then U^* would not be the left-most non-flipped path (w.r.t. F^*) because the left-first-search algorithm would have followed Q instead of the u, v -subpath of U^* , a contradiction.

The case that P intersects F^* is similar, and such path would contradict the fact that F^* is the right-most path. Therefore, all the forward paths (w.r.t. F^*) must be enclosed in C_{U^*,F^*} . \square

Next consider the remaining parts of the component, which forms the open strip $\hat{C} = C - C_{U^*,F^*}$. We have as a corollary of Lemma 12 that there is no simple s, t -path in the open strip that leaves F^* from the right.

Corollary 13. *No simple s, t' -path that lies on the right of F^* .*

Proof. Suppose there is an s, t -path P in the open strip that leaves F^* from the right. Then we have three cases. First, if P also enters F^* from the right, then P cannot be a forward-path and cannot have any forward subpath by Lemma 12. Thus, P must have a self-intersection, contradicting to the fact that P is a simple path. Second, if P enters F^* from the left, then we can find a u, v -subpath Q of P such that u appears before v in F^* and Q is arc-disjoint from F^* . But, then the right-first-search algorithm would have followed Q instead of the u, v -subpath of F^* , a contradiction. Otherwise, if P never enters F^* , then it must go directly to t . But, then the right-first-search algorithm would have followed the subpath of P that leaves F^* , a contradiction. \square

7.3 Working on the Open Strip (1): Dealing with Arcs in Flipped Paths

To determine the usefulness of arcs on the DAG D , which is formed by contracting strongly connected components H_1, H_2, \dots in the open strip, it suffices to check if it is contained in some useful flipped path w.r.t. F^* .

We first prove the characterization of useful flipped paths. Section 7.3.1 describes how we can check if an arc belongs to any useful path by using reachability information. Our first observation is that every forward flipped path is useful.

Lemma 14. *Every forward flipped path w.r.t. F^* is useful.*

Proof. Consider any forward flipped path P . By the definition of the forward flipped path, P shares no arcs with F^* . Moreover, P starts at some vertex $v \in F^*$ and ends at some vertex $w \in F^*$ such that v appears before w in F^* . Note that F^* is a path that goes from s to the vertex t' in the boundary of the component C . We extend F^* to a simple s, t -path R by adding a t', t -path that is not in the component C . We then replace the u, v -subpath of R by P , thus getting a new path R' , which is a simple path because R shares no arcs with P and contains no vertices of $V(P) - \{v, w\}$. Thus, R' is a simple s, t -path, implying that P is useful. \square

If an arc is not contained in any forward flipped path, it must be in some backward flipped path. In most cases, a backward flipped path is useless except when there exists an exit that provides an alternative route to t .

Consider the primary strip, which is enclosed by the lowest-floor F^* and the top-most ceiling U^* . There are some arcs that U^* and F^* have in common. If we remove all of these arcs, then the remaining graph consists of weakly connected components, which we call humps. Formally, a *hump* is a strip obtained from the primary strip by removing $F^* \cap U^*$. We can also order humps by the ordering of their first vertices on the floor F^* . The structure of humps is important in determining the usefulness of a flipped path. See Figure 12.

The lemma below shows the conditions when arcs in a backward flipped path can be useful.

Lemma 15. *Let P be any backward flipped-path such that P starts at a vertex $u \in F^*$ and ends at a vertex $v \in F^*$. Then $\hat{P} = P \cap \hat{C}$ (the subpath of P in the open strip) is useful iff P ends at some hump H (thus, H contains v) such that either*

1. both u and v are in the same hump H , and v is not the first vertex in H .
2. The vertex u is not in the hump H , and there is an exit after v in the hump H .

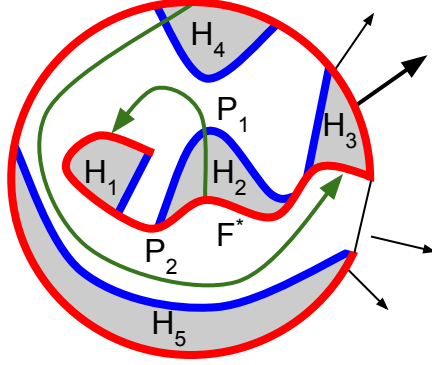


Figure 12: An example of flipped backward paths P_1 (useless) and P_2 (useful). F^* is shown in red and U^* is shown in blue. There are 5 humps (shown in gray).

Proof. First, we show that if the end vertex v of P is not in any hump, then $\hat{P} = P \cap \hat{C}$ is useless. We assume wlog that the start vertex u of P is also not contained in any hump; otherwise, we contract all vertices in the hump (that contains u) to the vertex u . Thus, $P = \hat{P}$. It suffices to show that there is no s, u -path J that is vertex disjoint from P , which will imply that P cannot be a useful path. To see this, assume a contradiction that there is an s, u -path J that is vertex disjoint from P . Then J has to leave F^* at some vertex x and then enters F^* again at some vertex y (it is possible that $y = u$) in such a way that x, y, u, v appear in the order (x, v, y, u) on F^* . Let J' be the x, y -subpath of J . If J' is contained in the primary strip, then J' would induce a hump containing v , a contradiction. So, we assume that J' is not contained in the primary strip. If J' leaves F^* from the right, then J' cannot enter F^* ; otherwise, it would contradict the fact that F^* is the right-most path. Hence, we are left with the case that J' leaves F^* from the left and then enters again from the right. Since J and P are vertex-disjoint (and so are J' and P), J' cannot enter F^* at any vertex that appears after v (including u and y) because, otherwise, J' has to cross the path P . Thus, we again have a contradiction. Consequently, since there is no path from s that can reach u or the hump containing u without intersecting with \hat{P} , the path \hat{P} cannot be a useful path.

Next consider the case that v is contained in some hump H . Let w be a vertex in $P \cap U^*$, i.e., w be a vertex in the ceiling intersecting with P . Also, let \hat{P} be $P \cap \hat{C}$.

For the backward direction, we construct a useful path Q containing \hat{P} by taking the union of the prefix of the top-most ceiling U^* up to w , \hat{P} and the subpath P_F of the floor F^* after v . In Case (1), P_F is the suffix of F^* after v , and in Case (2), P_F starts from v and ends at the exit. It can be seen that Q is a simple path from s to an exit, meaning that Q is a useful path and so is \hat{P} .

Now consider the forward direction. We proceed by contraposition. There are two subcases we have to consider: (i) u and v are in the same hump H , but v is the first vertex in the hump and (ii) u is not in the hump H and there is no exit after v in H .

In Subcase (i), any useful path Q containing \hat{P} whose prefix up until \hat{P} is entirely in the primary strip has to go through v ; therefore, it cannot be simple. Consider the case when there is a useful path Q containing \hat{P} outside the primary strip. The prefix Q' of this path must reach w without touching v (because $v \in \hat{P}$). Observe that the union of H and \hat{P} contains a cycle enclosing the source s , and by the construction of U^* , there is no path from s entering $H \cap U^*$ (otherwise, it

would have been included in U^*). Consequently, because of planarity, the prefix Q' must cross \hat{P} , meaning that Q cannot be simple.

Finally, we deal with Subcase (ii). Let x be the last floor vertex of H . First note that, by the choice of F^* , any path from s to w not intersecting \hat{P} cannot cross F^* to the right; therefore, it has to use x . Because of the same reason, any path from $v \in F^*$ to t cannot leave F^* to the right; thus, it must also go through x as well. Consequently, a path from s to t containing \hat{P} in this case cannot be simple. \square

7.3.1 Reachability information

After we compute the primary strip and the open strip, and collapse strongly connected components in \hat{C} , we run a linear-time preprocessing to compute reachability information.

For each vertex u in \hat{D} , we would like to compute $\text{first}(u) \in F^*$ defined to be the first vertex w in F^* such that there is a path from s to u that uses w but not other vertex in F^* after w . We also want to compute $\text{last}(u) \in F^*$ defined to be the last vertex w' in F^* such that there is a path from u to t that uses w' as the first vertex in F^* .

To compute $\text{first}(u)$, we find the left-first-search tree T rooted at s . For $u \in \hat{C}$, we set $\text{first}(u)$ to be the closest ancestor of u on the floor F^* . We compute $\text{last}(u)$ similarly by finding the left-first-search tree in the reverse graph rooted at t and setting $\text{last}(u)$ as the closest ancestor of u on the floor F^* .

7.3.2 Checking arcs in \hat{D}

Now we describe our linear-time algorithm for determining the usefulness of arcs in \hat{D}

Consider an arc $e = (u, v) \in \hat{D}$. If $\phi(\text{first}(u)) > \phi(\text{last}(v))$, then there exist a flipped forward path containing e . Thus, by Lemma 14, e is useful.

If $\phi(\text{first}(u)) \leq \phi(\text{last}(v))$, then we need to check conditions in Lemma 15. To do so, we need to maintain additional information on every vertex v in F^* , namely the hump $H(v)$ that contains it, a flag representing if v is the first vertex in the hump, and a flag representing if the hump $H(v)$ contains an exit. Since these data can be preprocessed in linear-time, we can perform the check for each arc e in constant time.

7.4 Working on the Open Strip (2): Dealing with Arcs in Strongly Connected Components

Consider a strongly connected component H_i in the open strip. If no arcs going into H_i are useful or no arcs leaving C are useful, clearly every arc in H_i are useless. However, it is not obvious that applying the previous outside algorithm simply works because entering and leaving arcs determine the usefulness of the path. See Figure 13, for example.

The following lemma proves that we can take the strongly connected component H_i and build an outside case instance by attaching, for each useful arc in the DAG entering H_i or leaving H_i , corresponding to an entrance or an exit.

Lemma 16. *Every arc in an outside instance of H_i is useful iff it is useful in the original graph.*

Proof. The backward direction is straight-forward. Consider the forward direction: we would like to show that if an arc e is useful in the instance, there exists a useful path containing it.

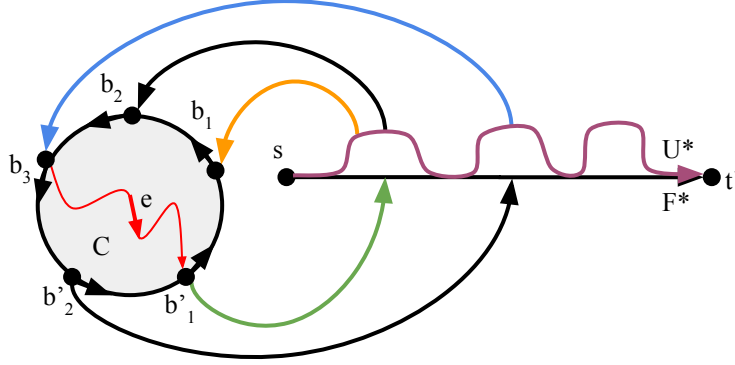


Figure 13: The arc e in the red path is useful when considering C as an outside case instance. However, using the blue path as an entering path (at the entrance b_3) and the green path as a leaving path (at the exit b'_2) is not enough to show that. One can, instead, use the orange path (at the entrance b_1) as an entering path together with parts of the boundary to construct a forward flipped path that contains e .

Suppose that H_i has n_1 entrances and n_2 exits. From Lemma 4 and the observation in the proof of Lemma 9 that entrance-exit pairs do not appear interleaving, we know that H_i is enclosed by a counter-clockwise cycle and we can name all entrances as b_1, b_2, \dots, b_{n_1} and all exits as $b'_1, b'_2, \dots, b'_{n_2}$ in such a way that they appear in counter-clockwise order as

$$b_1, b_2, \dots, b_{n_1}, b'_1, b'_2, \dots, b'_{n_2}.$$

Consider an arc e which is useful in this instance. Since e is useful, there is a simple path P from some entrance b_i to some exit b'_j containing e . Since the boundary arcs form a counter-clockwise cycle, we can extend P to start from b_1 by adding boundary arcs from b_1 to b_i . We can also extend P to reach b'_{n_2} by adding arcs from b'_j to b'_{n_2} .

Since an arc entering C at b_1 is useful and an arc leaving C from b'_{n_2} is also useful, we can construct a useful path containing e by joining a path from s to b_1 , the path P , and a path from b'_{n_2} to t . Thus, e is useful. \square

7.5 Working on the Primary Strip

Given the primary strip C_{U^*, F^*} , we can use the algorithm from Section 6 to find all useful arcs inside C_{U^*, F^*} . The next lemma proves the correctness of this step.

Lemma 17. *A useful arc e in C is useful iff it is useful in C_{U^*, F^*} .*

Proof. The backward direction is obvious. We focus on the forward direction. Assume for contradiction that there exist a useful arc e in C but e is not useful in C_{U^*, F^*} . Consider a useful path P from s to t containing e . Since e is inside C_{U^*, F^*} , P must cross the lowest-floor F^* or the top-most ceiling U^* . However, P cannot cross U^* as it would create a forward path outside the primary strip (contradicting Lemma 12). Now suppose that P crosses F^* at some vertex w before e . If P do not leave the primary strip after w , then clearly e must be useful inside the primary strip. If P leaves the primary strip at the ceiling after e , the subpath of P containing e is again a forward

path. We also note that P cannot leave C_{U^*, F^*} at the floor because it would cross itself. Since we reach contradiction in every case, the lemma follows. \square

7.6 The Ceiling Components are Useless

In this section, we show that every arc in the ceiling components is useless. The ceiling components are formed by arcs $e = (u, v)$ in \tilde{C} which are reachable only from paths leaving F^* to the left and v can reach t only through paths entering F^* from the left.

Lemma 18. *Every ceiling arc e is useless.*

Proof. First, note that e does not lie in a forward path; otherwise e would be in the primary strip.

Let P be a useful path from s to t containing e . Let u' be the last vertices of $P \cap U^*$ before reaching e and v' be the first vertices of $P \cap U^*$ after leaving e .

Because of the degree constraint, P' must use the only incoming arc of u' , say e_u , and the only outgoing arc of v' , say e_v . Let P_1 be the prefix of P' from s to the head of e_u and P_2 be the suffix of P' from the tail of e_v to t . The only way P_2 can avoid crossing P_1 is to cross U^* ; however, this creates a clockwise cycle, a contradiction. \square

8 Conclusions and Open Problems

In this paper, we presented the algorithm that simplifies a directed planar network into a plane graph in which every vertex except the source s and the sink t has degree three, the graph has no clockwise cycle, and every arc is contained in some simple s, t -path. Our algorithm can be applied as a preprocessing step for Weihe's algorithm [Wei97b] and thus yields an $O(n \log n)$ -time algorithm for computing maximum s, t -flow on directed planar graphs. This gives an alternative approach that departs from the $O(n \log n)$ -time algorithm of Borradaile and Klein [BK09] and that of Erickson [Eri10], which are essentially the same algorithm with different interpretations. While other works mainly deal with maximum flow, the main concern in this paper is in simplifying the flow network. Henceforth, we believe that our algorithm will serve as supplementary tools for further developments of network flow algorithms.

Next let us briefly discuss open problems. A straightforward question is whether our approach can be generalized to a larger class of graphs on surfaces. Another problem that might be interesting for readers is to remove the prerequisites from our main algorithm. Specifically, prior to feeding a plane graph to the algorithm, we apply a sequence of reductions so that each vertex has degree three, and the plane graph contains no clockwise cycles. These are the prerequisites required by our main algorithm. Although the reduction does not change the value of the maximum flow, the usefulness of arcs in the modified network may differ from the original graph. It would be interesting to simplify the flow network without changing the usefulness of arcs in the graph.

Lastly, we would like to note that if there exists a reduction that deals with clockwise cycles, then the degree requirement can be removed. Specifically, if there is a procedure that given a plane graph G constructs a new plane graph G' with no clockwise cycles together with another efficient procedure for identifying the usefulness of original arcs in G based on the results in G' , then we can apply the following lemma.

Lemma 19. *If a plane graph G contains no clockwise cycles, a new plane graph G' constructed by replacing every vertex of degree greater than three in G with a **clockwise cycle** preserves the usefulness of every arc from G (those arcs that are not contained in any clockwise cycle).*

Proof. We first describe the reduction formally. Let G be a plane graph with no clockwise cycle, and let s and t be the source and sink vertices. For each vertex $v \in V(G)$, let d_v denote the degree of v in G . We construct G' by first adding copies of s and t , namely s' and t' , respectively. Then we add to G' a clockwise cycle C_v on d_v vertices, for each vertex $v \in V(G) - \{s, t\}$. Each vertex v_e in the cycle C_v corresponds to an arc e incident to v in G , and vertices in C_v are sorted in the same cyclic order as their corresponding arcs in G . Next we add an arc $u_{uv}v_{uv}$ to G' for every arc $uv \in E(G)$. Observe that G' is a planar graph obtained by replacing each vertex of G by a cycle, and we can keep the same planar drawing as that of G . In particular, the resulting graph G' is a plane graph.

It can be seen that every simple path in G corresponds to some simple path in G' . Thus, every useful arc in G (w.r.t. s and t) is also useful in G' (w.r.t. s' and t'). Now let us consider a useless arc uv in G (w.r.t. s and t). Assume to the contrary that there is a simple s', t' -path P' in G' containing the arc $v_{uv}u_{uv}$, which is the arc corresponding to uv . Since G has no simple s, t -path containing uv , we know that P' maps to a walk P in G that visits some vertex w at least twice. Thus, P' must visit the cycle C_w at least twice as well. Let us say P' enters C_w at a vertex w_{e_1} , leaves C_w from a vertex w_{e_2} , enters C_w again at a vertex w_{e_3} and then leaves C_w from a vertex w_{e_4} . Then we can construct a cycle Q by walking along the w_{e_1}, w_{e_3} -subpath of P' and then continue to the w_{e_3}, w_{e_1} -subpath of C_w . Since the original graph G has no clockwise cycle, Q must be counterclockwise. Moreover, since C_w is a clockwise cycle, the vertex w_{e_4} must lie between w_{e_3} and w_{e_1} . At this point, it is not hard to see that the cycle Q must enclose the s', w_{e_4} -subpath of P' . So, the only way that P' can leave the cycle Q and reach t' is to cross the w_{e_2}, w_{e_3} -subpath of C_w . But, this is not possible unless P' crosses itself. Hence, we arrive at a contradiction.

Therefore, the graph G' preserves the usefulness of every arc from G . □

Acknowledgement. We thank Joseph Cheriyan for introducing us the flow network simplification problem. We also thank Karthik C.S. for pointing out some typos.

Part of this work was done while Bundit Laekhanukit was visiting the Simons Institute for the Theory of Computing. It was partially supported by the DIMACS/Simons Collaboration on Bridging Continuous and Discrete Optimization through NSF grant #CCF-1740425.

References

- [BBV00] Therese C. Biedl, Brona Brejová, and Tomáš Vinar. Simplifying flow networks. In *Mathematical Foundations of Computer Science 2000, 25th International Symposium, MFCS 2000, Bratislava, Slovakia, August 28 - September 1, 2000, Proceedings*, pages 192–201, 2000. [2](#)
- [BH13] Glencora Borradaile and Anna Harutyunyan. Maximum st -flow in directed planar graphs via shortest paths. In Thierry Lecroq and Laurent Mouchard, editors, *Combinatorial Algorithms - 24th International Workshop, IWOCA 2013, Rouen, France, July 10-12, 2013, Revised Selected Papers*, volume 8288 of *Lecture Notes in Computer Science*, pages 423–427. Springer, 2013. [3](#)
- [BK09] Glencora Borradaile and Philip N. Klein. An $O(n \log n)$ algorithm for maximum st -flow in a directed planar graph. *J. ACM*, 56(2), 2009. Preliminary version in SODA'06. [1](#), [2](#), [3](#), [29](#)

- [BKM⁺11] G. Borradaile, P. N. Klein, S. Mozes, Y. Nussbaum, and C. Wulff-Nilsen. Multiple-source multiple-sink maximum flow in directed planar graphs in near-linear time. In *2011 IEEE 52nd Annual Symposium on Foundations of Computer Science*, pages 170–179, Oct 2011. [3](#)
- [BW00] U. Brandes and D. Wagner. A linear time algorithm for the arc disjoint menger problem in planar directed graphs. *Algorithmica*, 28(1):16–36, 2000. [3](#)
- [EK13] David Eisenstat and Philip N. Klein. Linear-time algorithms for max flow and multiple-source shortest paths in unit-weight planar graphs. In *Proceedings of the Forty-fifth Annual ACM Symposium on Theory of Computing, STOC '13*, pages 735–744, New York, NY, USA, 2013. ACM. [3](#)
- [Eri10] Jeff Erickson. Maximum flows and parametric shortest paths in planar graphs. In *Proceedings of the Twenty-first Annual ACM-SIAM Symposium on Discrete Algorithms, SODA '10*, pages 794–804, Philadelphia, PA, USA, 2010. Society for Industrial and Applied Mathematics. [3](#), [29](#)
- [FF56] Lester R Ford and Delbert R Fulkerson. Maximal flow through a network. *Canadian journal of Mathematics*, 8(3):399–404, 1956. [1](#)
- [FHW80] Steven Fortune, John E. Hopcroft, and James Wyllie. The directed subgraph homeomorphism problem. *Theor. Comput. Sci.*, 10:111–121, 1980. [2](#)
- [Fre87] Greg N. Frederickson. Fast algorithms for shortest paths in planar graphs, with applications. *SIAM J. Comput.*, 16(6):1004–1022, 1987. [1](#)
- [Has81] Refael Hassin. Maximum flow in (s, t) planar networks. *Inf. Process. Lett.*, 13(3):107, 1981. [1](#)
- [HJ85] Refael Hassin and Donald B. Johnson. An $o(n \log^2 n)$ algorithm for maximum flow in undirected planar networks. *SIAM J. Comput.*, 14(3):612–624, 1985. [1](#)
- [HKRS97] Monika Rauch Henzinger, Philip N. Klein, Satish Rao, and Sairam Subramanian. Faster shortest-path algorithms for planar graphs. *J. Comput. Syst. Sci.*, 55(1):3–23, 1997. Preliminary version in STOC'94. [1](#), [2](#), [9](#)
- [INSW11] Giuseppe F. Italiano, Yahav Nussbaum, Piotr Sankowski, and Christian Wulff-Nilsen. Improved algorithms for min cut and max flow in undirected planar graphs. In *Proceedings of the 43rd ACM Symposium on Theory of Computing, STOC 2011, San Jose, CA, USA, 6-8 June 2011*, pages 313–322, 2011. [1](#)
- [IS79] Alon Itai and Yossi Shiloach. Maximum flow in planar networks. *SIAM J. Comput.*, 8(2):135–150, 1979. [1](#)
- [KNK93] Samir Khuller, Joseph Naor, and Philip N. Klein. The lattice structure of flow in planar graphs. *SIAM J. Discrete Math.*, 6(3):477–490, 1993. [2](#), [9](#), [10](#)

- [KRHS94] Philip N. Klein, Satish Rao, Monika Rauch Henzinger, and Sairam Subramanian. Faster shortest-path algorithms for planar graphs. In *Proceedings of the Twenty-Sixth Annual ACM Symposium on Theory of Computing, 23-25 May 1994, Montréal, Québec, Canada*, pages 27–37, 1994. [1](#)
- [MN95] Gary L. Miller and Joseph (Seffi) Naor. Flow in planar graphs with multiple sources and sinks. *SIAM Journal on Computing*, 24(5):1002–1017, 1995. [3](#)
- [Rei83] John H. Reif. Minimum s-t cut of a planar undirected network in $o(n \log^2(n))$ time. *SIAM J. Comput.*, 12(1):71–81, 1983. [1](#)
- [Wei97a] Karsten Weihe. Edge-disjoint (s,t)-paths in undirected planar graphs in linear time. *Journal of Algorithms*, 23(1):121 – 138, 1997. [3](#)
- [Wei97b] Karsten Weihe. Maximum (s, t)-flows in planar networks in $o(|v| \log |v|)$ -time. *J. Comput. Syst. Sci.*, 55(3):454–476, 1997. Preliminary version in FOCS'94. [1](#), [2](#), [29](#)