

Shear-rate dependent transport coefficients in granular suspensions

Vicente Garzó

*Departamento de Física and Instituto de Computación Científica Avanzada (ICCAEx),
Universidad de Extremadura, E-06071 Badajoz, Spain*

(Dated: December 13, 2024)

A recent model for monodisperse granular suspensions is used to analyze transport properties in spatially inhomogeneous states close to the simple (or uniform) shear flow. The kinetic equation is based on the inelastic Boltzmann (for low density gases) with the presence of a viscous drag force that models the influence of the interstitial gas phase on the dynamics of grains. A normal solution is obtained via a Chapman-Enskog-like expansion around a (local) shear flow distribution which retains all the hydrodynamic orders in the shear rate. To first-order in the expansion, the transport coefficients characterizing momentum and heat transport around shear flow are given in terms of the solutions of a set of coupled linear integral equations which are approximately solved by using a kinetic model of the Boltzmann equation. To simplify the analysis, the steady-state conditions when viscous heating is compensated by the cooling terms arising from viscous friction and collisional dissipation are considered. Explicit expressions for the set of generalized transport coefficients are obtained in terms of both the shear rate and the coefficient of restitution.

I. INTRODUCTION

Although in nature granular materials are usually immersed in a gas or liquid phase (like the air, for instance), the influence of the latter on the transport properties of solid particles is generally neglected in most theoretical and computational studies. However, high-velocity, gas-solid flows occur in a wide range of practical applications (like circulating fluidized beds, for instance) and hence, the impact of the gas phase on grains should be accounted for in many circumstances. An example corresponds to species segregation problems where several works [1–6] have shown that the presence of the interstitial fluid may significantly change the segregation phase-diagrams obtained in previous studies for (dry) granular flows (namely, when the role of the gas phase is neglected).

At a kinetic theory level, the description of such multiphase flows is quite intricate since the system involves two different phases (solid particles and interstitial fluid) and hence, one would need to solve a set of two coupled kinetic equations for each one of the velocity distribution functions of the different phases. On the other hand, in order to gain some insight into this complex problem, most of the models proposed in the literature for gas-solid flows have considered a single kinetic equation for the solid particles where the effect of the surrounding fluid on them is taken into account through an effective external force $\mathbf{F}_{\text{fluid}}$ [7].

A simple and realistic way of modeling the fluid-solid interaction force $\mathbf{F}_{\text{fluid}}$ is by means of a viscous drag force given by

$$\mathbf{F}_{\text{fluid}} = -m\gamma(\mathbf{v} - \mathbf{U}_g) \quad (1)$$

where m and \mathbf{v} are the mass and the velocity of the particles, respectively, γ is the friction coefficient (assumed to be proportional to the gas viscosity μ_g), and \mathbf{U}_g is the (known) mean velocity of the gas phase. The model defined in Eq. (1) has been recently considered in dif-

ferent papers to study the shear rheology of frictional hard-sphere suspensions [8–11]. In addition, model (1) can be seen as a simplified version of the more general particle acceleration model proposed in Ref. [12] where the effect of the gas phase is not only accounted for by the drag force (1) but also by means of a Langevin-like term. This latter term takes into account the added effects coming from neighboring particles and can be neglected when the mean velocity of the solid particles follows the mean flow velocity of the gas ($\mathbf{U} \simeq \mathbf{U}_g$). Here, \mathbf{U} [defined below in Eq. (5)] denotes the mean flow velocity of the solid particles. Thus, the results derived from this simple version of the model can be considered of practical interest to analyze linear transport in dilute gas-solid flows when the mean flow velocity of the solid and gas phases are practically the same (like, for instance, in the simple or uniform shear flow (USF) state [13–15]).

An interesting problem is to assess the impact of the interstitial fluid on the transport properties of solid particles under simple or uniform shear flow (USF). As usual, solid particles are modeled as a gas of inelastic smooth hard spheres with a constant coefficient of restitution $0 < \alpha \leq 1$. The USF state is likely the simplest flow problem since the only nonzero hydrodynamic gradient is $\partial U_x / \partial y \equiv a$, where a is the *constant* shear rate. Due to its simplicity, this state has been widely studied in the past for dry elastic [16] and inelastic [17, 18] gases as an ideal testing ground to shed light on the response of the system to large shear rates. Years ago, two independent papers [19, 20] analyzed momentum and heat transport around USF for a dry *dilute* granular gas in spatially inhomogeneous states close to the USF. The heat and momentum fluxes were determined to first order in the deviations of the hydrodynamic field gradients from their values in the reference USF state. Given that the granular gas is strongly sheared, the corresponding transport coefficients are nonlinear functions of both the shear rate and the coefficient of restitution α . This is one of the main new added values of these constitutive

equations. On the other hand, in order to get explicit results and due to the mathematical difficulties involved in the general non-stationary problem, a particular sort of perturbations were considered to obtain the generalized transport coefficients under steady state conditions. Given that the (scaled) shear rate $a^* \equiv a/\nu$ [ν is a collision frequency for hard spheres, see Eq. (24)] and α are coupled in the steady state, then the generalized transport coefficients are *only* functions of the coefficient of restitution α .

The aim of this paper is to study transport around USF in dilute granular suspensions. As said before, the starting point is the inelastic Boltzmann equation [21, 22] with the presence of the viscous drag force (1). As in Refs. [19, 20], the Boltzmann equation is solved by means of a Chapman-Enskog-like expansion [23] around the reference USF distribution $f^{(0)}$. Since the latter applies for arbitrary values of the shear rate a , the successive approximations $f^{(k)}$ in the perturbation expansion retain all the hydrodynamic orders in a . Consequently, the problem deals with two kinds of spatial gradients: *small* gradients due to perturbations of the USF and arbitrary shear rates due to the background shear flow. As in Refs. [19, 20], the study here is restricted to first order in the spatial gradients in the density, temperature, and flow velocity. The question arises then as to whether, and if so to what extent, the conclusions drawn from Refs. [19, 20] may be altered when the new ingredient associated with the presence of the gas phase is accounted for in the theory.

In the first-order approximation, the momentum transport is characterized by the viscosity tensor η_{ijkl} while the heat flux is characterized by the thermal conductivity tensor κ_{ij} and the Dufour-like tensor μ_{ij} . As in the case of dry granular gases, to get explicit analytical results, the steady state conditions are considered and hence, the (scaled) friction coefficient γ^* (which characterizes the amplitude of the drag force) is given in terms of the (independent) relevant parameters a^* and α . This contrasts with the results offered in Refs. [19, 20] since the transport coefficients are now explicitly given as nonlinear functions of both the shear rate and the coefficient of restitution.

The plan of the paper is as follows. In Sec. II the Boltzmann kinetic equation is introduced and its corresponding balance equations derived. Section III deals with the relevant results derived in the (unperturbed) USF problem by solving the Boltzmann equation by means of Grad's moment method [24]. In Sec. IV the problem we are interested in is described and the set of coupled linear equations defining the generalized coefficients η_{ijkl} , κ_{ij} , and μ_{ij} are provided. Explicit expressions for these shear-rate dependent transport coefficients are then obtained in Sec. V by employing a kinetic model of the Boltzmann equation. The details of the calculations are displayed along several Appendices. Finally, in Sec. VI the paper is closed with some concluding remarks.

II. BOLTZMANN KINETIC EQUATION FOR MONODISPERSE GRANULAR SUSPENSIONS

We consider a granular suspension of solid particles of mass m and diameter σ immersed in a gas of viscosity μ_g . Under rapid flow conditions, particles are modeled as a gas of smooth hard spheres or disks with inelastic collisions. The inelasticity of collisions is characterized by a *constant* (positive) coefficient of normal restitution $\alpha \leq 1$. As said in the Introduction, a simple and usual way of modeling the effect of the interstitial gas on the dynamic properties of the solid particles is through the presence of nonconservative external forces. These forces are incorporated into the corresponding Boltzmann kinetic equation of the solid particles. Thus, in the low-density regime, the one-particle velocity distribution function $f(\mathbf{r}, \mathbf{v}, t)$ of grains obeys the kinetic equation [21]

$$\frac{\partial f}{\partial t} + \mathbf{v} \cdot \nabla f + \frac{\partial}{\partial \mathbf{v}} \cdot \left(\frac{\mathbf{F}_{\text{fluid}}}{m} f \right) = J[\mathbf{v}|f, f], \quad (2)$$

where the Boltzmann collision operator $J[\mathbf{v}|f, f]$ is given by

$$J[\mathbf{v}_1|f, f] = \sigma^{d-1} \int d\mathbf{v}_2 \int d\hat{\sigma} \Theta(\hat{\sigma} \cdot \mathbf{g}_{12}) (\hat{\sigma} \cdot \mathbf{g}_{12}) \times [\alpha^{-2} f(\mathbf{v}'_1) f(\mathbf{v}'_2) - f(\mathbf{v}_1) f(\mathbf{v}_2)]. \quad (3)$$

Here, d is the dimensionality of the system ($d = 2$ for disks and $d = 3$ for spheres), $\sigma = \sigma \hat{\sigma}$, $\hat{\sigma}$ being a unit vector pointing in the direction from the center of particle 1 to the center of particle 2, Θ is the Heaviside step function, and $\mathbf{g}_{12} = \mathbf{v}_1 - \mathbf{v}_2$ is the relative velocity. The primes on the velocities in Eq. (3) denote the initial values $\{\mathbf{v}'_1, \mathbf{v}'_2\}$ that lead to $\{\mathbf{v}_1, \mathbf{v}_2\}$ following a binary collision:

$$\mathbf{v}'_{1,2} = \mathbf{v}_{1,2} \mp \frac{1}{2} (1 + \alpha^{-1}) (\hat{\sigma} \cdot \mathbf{g}_{12}) \hat{\sigma}. \quad (4)$$

As mentioned in the Introduction, a simplest way of modeling the fluid-solid interaction force $\mathbf{F}_{\text{fluid}}$ is through the drag force (1) where

$$\mathbf{U} = \frac{1}{n} \int d\mathbf{v} \mathbf{v} f(\mathbf{v}) \quad (5)$$

is the mean flow velocity of the solid particles, and

$$n(\mathbf{r}, t) = \int d\mathbf{v} f(\mathbf{r}, \mathbf{v}, t) \quad (6)$$

is the number density of particles. Thus, according to Eqs. (1) and (2), the Boltzmann equation becomes

$$\frac{\partial f}{\partial t} + \mathbf{v} \cdot \nabla f - \gamma \Delta \mathbf{U} \cdot \frac{\partial f}{\partial \mathbf{V}} - \gamma \frac{\partial}{\partial \mathbf{V}} \cdot \mathbf{V} f = J[\mathbf{v}|f, f], \quad (7)$$

where $\Delta \mathbf{U} = \mathbf{U} - \mathbf{U}_g$, and $\mathbf{V} = \mathbf{v} - \mathbf{U}$ is the peculiar velocity. Note that in the case of very dilute suspensions, γ is assumed to be a constant [25–27].

The macroscopic balance equations for the densities of mass, momentum and energy can be obtained by multiplying Eq. (7) by 1, $m\mathbf{V}$, and $\frac{1}{2}mV^2$, respectively, and integrating over velocity. The result is

$$D_t n + n \nabla \cdot \mathbf{U} = 0, \quad (8)$$

$$D_t \mathbf{U} + (mn)^{-1} \nabla \cdot \mathbf{P} = -\gamma \Delta \mathbf{U}, \quad (9)$$

$$D_t T + \frac{2}{dn} (\nabla \cdot \mathbf{q} + \mathbf{P} : \nabla \mathbf{U}) = -2T\gamma - T\zeta. \quad (10)$$

Here, $D_t \equiv \partial_t + \mathbf{v} \cdot \nabla$ is the material derivative,

$$P_{ij} = m \int d\mathbf{v} V_i V_j f(\mathbf{v}), \quad (11)$$

is the pressure tensor,

$$\mathbf{q} = \frac{m}{2} \int d\mathbf{v} V^2 \mathbf{V} f(\mathbf{v}), \quad (12)$$

is the heat flux, and

$$\zeta = -\frac{m}{dnT} \int d\mathbf{v} V^2 J[\mathbf{v}|f, f] \quad (13)$$

is the cooling rate characterizing the rate of energy dissipated due to collisions.

Before closing this Section, it is interesting to remark the situations in which the suspension model (7) is expected to provide reliable predictions. As has been previously discussed in several papers [7, 13, 14, 27], since the form of the Boltzmann collision operator (3) is the same as for a dry granular gas, one expects that the model (7) is appropriate for problems where the stresses applied by the gas phase on particles have only a weak influence on the dynamics of grains. This necessarily requires that the mean-free time between collisions is much shorter than the viscous relaxation time due to the viscous drag force. For other kind of systems (e.g., glass beads in liquid water), one should take into account the influence of the interstitial fluid on the Boltzmann collision operator.

III. SIMPLE SHEAR FLOW PROBLEM IN DILUTE GRANULAR SUSPENSIONS

We assume now that the suspension is in *steady* USF. This state is macroscopically defined by a constant density n and temperature T and the mean velocity \mathbf{U} is

$$U_i = a_{ij} r_j, \quad a_{ij} = a \delta_{ix} \delta_{jy}, \quad (14)$$

where a is the constant shear rate. In addition, as usual in uniform sheared suspensions [13–15], the average velocity of particles follows the velocity of the gas phase and so, $\mathbf{U} = \mathbf{U}_g$. In this case, $\Delta \mathbf{U} = \mathbf{0}$ and the Boltzmann equation (7) becomes

$$-a V_y \frac{\partial f}{\partial V_x} - \gamma \frac{\partial}{\partial \mathbf{V}} \cdot \mathbf{V} f = J[\mathbf{V}|f, f]. \quad (15)$$

Upon writing Eq. (15) use has been made of the fact that the USF state becomes spatially uniform when one expresses the Boltzmann equation in terms of the peculiar velocity $V_i = v_i - a_{ij} r_j$ [28]. In the USF problem, the heat flux vanishes and the only relevant balance equation is that of the temperature (10). In the steady state and for the geometry of the USF, Eq. (12) reads

$$\frac{2}{dn} P_{xy} a = -2T\gamma - \zeta T. \quad (16)$$

Equation (16) implies that the viscous heating term ($-aP_{xy} > 0$) is exactly canceled by the cooling terms arising from viscous friction (γT) and collisional dissipation (ζT). Thus, in stationary conditions, for a given value of γ , the (steady) temperature is a function of the shear rate a and the coefficient of restitution α . Equivalently, one might choose γ and α as independent parameters instead of a and α . This was the choice made in Refs. [13–15]. Since we are mainly interested here in obtaining the shear-rate dependence of the transport coefficients, the former choice will be considered in this paper. A remarkable point is that a steady state is still possible for suspensions when the collisions are elastic ($\alpha = 1$ and so, $\zeta = 0$) provided $\gamma = -P_{xy} a / (dp)$, where $p = nT$ is the hydrostatic pressure.

The USF state is non-Newtonian. This can be characterized by generalized transport coefficients measuring the departure of transport coefficients from their Navier-Stokes forms. Thus, one can define a non-Newtonian shear viscosity coefficient $\eta(\alpha, a)$ by

$$P_{xy} = -\eta(\alpha, a) a. \quad (17)$$

Moreover, while $P_{xx} = P_{yy} = P_{zz}$ in the Navier-Stokes domain, normal stress differences are present in the USF state.

The elements of the pressure tensor P_{ij} can be obtained by multiplying both sides of Eq. (15) by $mV_i V_j$ and integrating over velocity. The result is

$$a_{ik} P_{kj} + a_{jk} P_{ki} + 2\gamma P_{ij} = \Lambda_{ij}, \quad (18)$$

where

$$\Lambda_{ij} \equiv \int d\mathbf{v} m V_i V_j J[\mathbf{V}|f, f]. \quad (19)$$

So far, the hierarchy (18) is still exact. However, the exact expression of the collision integral Λ_{ij} is not known (even for elastic collisions). A good estimate of Λ_{ij} can be obtained by using Grad's approximation to f [24], namely,

$$f(\mathbf{V}) \rightarrow f_M(\mathbf{V}) \left(1 + \frac{m}{2nT^2} V_i V_j \Pi_{ij} \right), \quad (20)$$

where

$$f_M(\mathbf{V}) = n \left(\frac{m}{2\pi T} \right)^{d/2} e^{-mV^2/2T} \quad (21)$$

is the local equilibrium distribution function, and

$$\Pi_{ij} = P_{ij} - p\delta_{ij} \quad (22)$$

is the traceless part of the pressure tensor. When Eq. (20) is substituted into the definition of Λ_{ij} and nonlinear terms in Π_{ij} are neglected, one gets the result [29]

$$\Lambda_{ij} = -\nu(\beta\Pi_{ij} + \zeta^*P_{ij}), \quad (23)$$

where

$$\nu = \frac{8}{d+2} \frac{\pi^{(d-1)/2}}{\Gamma(\frac{d}{2})} n\sigma^{d-1} \sqrt{\frac{T}{m}} \quad (24)$$

is an effective collision frequency,

$$\zeta^* = \frac{\zeta}{\nu} = \frac{d+2}{4d} (1 - \alpha^2) \quad (25)$$

is the dimensionless cooling rate evaluated in the local equilibrium approximation and

$$\beta = \frac{1+\alpha}{2} \left[1 - \frac{d-1}{2d} (1-\alpha) \right]. \quad (26)$$

As will show below, the determination of the collisional moment Λ_{ij} by considering only linear terms yields $P_{xx} \neq P_{yy}$ but $P_{yy} = P_{zz}$. This latter identity disagrees with computer simulation results [13–15]. The evaluation of Λ_{ij} by retaining all the quadratic terms in the pressure tensor P_{ij} has been recently carried out in Ref. [15]. As expected, the addition of these nonlinear terms allows to evaluate the normal stress differences in the plane normal to the laminar flow (e.g., $P_{yy} - P_{zz}$). However, given that this difference is quite small, the expression (23) can be considered as a reliable approximation. Apart from its simplicity, the linear Grad solution is also essentially motivated by the desire of analytic expressions that show in a clean way the shear-rate dependence of the rheological properties.

Once the collisional moment Λ_{ij} is known, the set of coupled equations for P_{ij} can be easily solved. In terms of the reduced shear rate $a^* = a/\nu$ and the coefficient of restitution α , the expressions for the (scaled) elements $P_{ij}^* = P_{ij}/p$ are

$$P_{yy}^* = P_{zz}^* = \frac{1}{1+2\chi}, \quad P_{xx}^* = d - (d-1)P_{yy}^*, \quad (27)$$

$$P_{xy}^* = -\frac{\tilde{a}}{(1+2\chi)^2}, \quad (28)$$

where $\tilde{a} = a^*/\beta$, and χ is the real root of the cubic equation

$$\tilde{a}^2 = d\chi(1+2\chi)^2, \quad (29)$$

namely,

$$\chi(\tilde{a}) = \frac{2}{3} \sinh^2 \left[\frac{1}{6} \cosh^{-1} \left(1 + \frac{27}{d} \tilde{a}^2 \right) \right]. \quad (30)$$

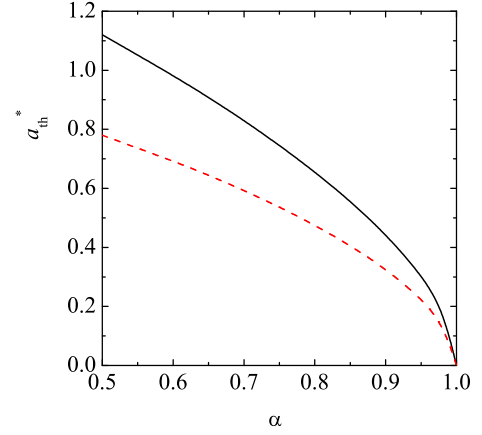


FIG. 1: (color online) Dependence of the threshold shear rate a_{th}^* on the coefficient of restitution α . The dashed line corresponds to a two-dimensional system ($d = 2$) while the solid line refers to a three-dimensional ($d = 3$) system. Points above the curves correspond to physical solutions ($\gamma^* \geq 0$) while points below the curves refer to unphysical solutions ($\gamma^* < 0$).

The (scaled) friction coefficient $\gamma^* = \gamma/\nu$ is defined as

$$\gamma^* = \beta\chi - \frac{1}{2}\zeta^*. \quad (31)$$

In the case of elastic collisions ($\alpha = 1$), Eqs. (27)–(31) agree with those obtained [16] for a thermostatted dilute gas under USF. Moreover, the analytical results given by Eqs. (27)–(31) compare quite well with Monte Carlo simulations of the Boltzmann equation [15], even for strong inelasticity.

Since $\gamma^* \geq 0$, then necessarily $2\beta\chi - \zeta^* \geq 0$, according to Eq. (31). This means that, at a given value of the coefficient of restitution, there is a threshold value of the (scaled) shear rate a_{th}^* such that the steady state condition (16) admits a physical solution for $a^* \geq a_{th}^*$. This physical solution yields a positive granular temperature and is related to what Sangani *et al.* [14] call *ignited* state. The value of a_{th}^* is determined from the condition

$$2\beta\chi = \zeta^*. \quad (32)$$

In particular, for elastic collisions, $\zeta^* = 0$ and so, $a_{th}^* = 0$. However, for inelastic collisions, $\zeta^* \neq 0$, and $a_{th}^* > 0$. Thus, the rheological properties are only well-defined for shear rates beyond the nonvanishing a_{th}^* in the case of granular suspensions ($\alpha \neq 1$). The α -dependence of a_{th}^* is plotted in Fig. 1 for $d = 2$ and $d = 3$. For strong inelasticity, the curves highlight that the granular suspension is in general beyond the Navier-Stokes domain (non-Newtonian regime) since the (reduced) threshold shear rate a_{th}^* is not small in general. This is more evident in the physical three-dimensional case where, for instance, $a_{th}^* \simeq 0.656$ in the case $\alpha = 0.8$.

The (reduced) nonlinear shear viscosity $\eta^* = \eta/\eta_0$ can be easily identified from Eqs. (17) and (28). Here, $\eta_0 =$

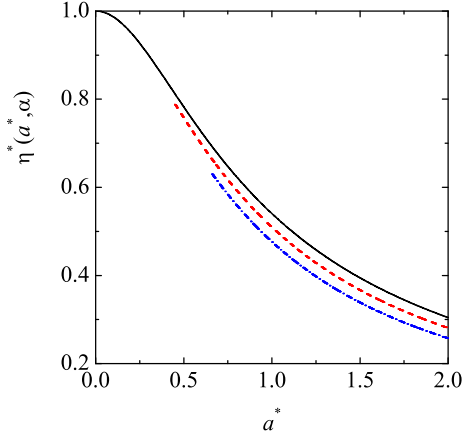


FIG. 2: (color online) Shear-rate dependence of the (scaled) generalized shear viscosity $\eta^*(\alpha, a^*)/\eta_0$ for $d = 3$ and three different values of the coefficient of restitution α : $\alpha = 1$ (solid line), $\alpha = 0.9$ (dashed line), and $\alpha = 0.8$ (dash-dotted line). Note that $a_{\text{th}}^* \simeq 0.445$ and $a_{\text{th}}^* \simeq 0.656$ for $\alpha = 0.9$ and $\alpha = 0.8$, respectively.

p/ν is the Navier-Stokes shear viscosity of an ordinary (elastic) gas of hard spheres. The expression of η^* is given by

$$\eta^*(\alpha, a^*) = \frac{1}{\beta(1 + 2\chi)^2}. \quad (33)$$

Since $\chi \sim a^{*2/3}$ for very large shear rates, then $\eta^* \sim a^{*-4/3}$ and goes to zero in the limit $a^* \rightarrow \infty$. To illustrate the shear-rate dependence of η^* , Fig. 2 shows η^* versus a^* for $d = 3$ and three different values of the coefficient of restitution α . As mentioned before, except for elastic collisions and although η^* is well defined for shear rates smaller than the threshold value a_{th}^* , the curves in Fig. 2 start from the point $a^* = a_{\text{th}}^*$ for $\alpha \neq 1$. It appears that shear thinning (viscosity decreases with increasing shear rate) is always present, regardless of the value of the coefficient of restitution. We also observe that, at a given value of a^* , inelasticity inhibits the momentum transport. However, the influence of inelasticity on the (scaled) shear viscosity is not quantitatively significant.

IV. TRANSPORT COEFFICIENTS FOR STATES CLOSE TO USF

Let us assume that we perturb the USF by small spatial gradients. This will give rise to new contributions to the momentum and heat fluxes that can be characterized by generalized transport coefficients. Since the system is strongly sheared, the corresponding transport coefficients are highly nonlinear functions of the shear rate. The evaluation of these coefficients is the main objective of the present paper.

As in previous papers [19, 20, 30], in order to analyze this problem one has to start from the Boltzmann

equation (7) with a general time and space dependence. First, it is convenient to continue using the relative velocity $\mathbf{V} = \mathbf{v} - \mathbf{U}_0$, where $\mathbf{U}_0 = \mathbf{a} \cdot \mathbf{r}$ is the flow velocity of the *unperturbed* USF state. As said before, the only nonzero element of the tensor \mathbf{a} is $a_{ij} = a\delta_{ix}\delta_{jy}$. On the other hand, in the *perturbed* state the true velocity \mathbf{U} is in general different from \mathbf{U}_0 since $\mathbf{U} = \mathbf{U}_0 + \delta\mathbf{U}$, $\delta\mathbf{U}$ being a small perturbation to \mathbf{U}_0 . As a consequence, the true peculiar velocity is now $\mathbf{c} \equiv \mathbf{v} - \mathbf{U} = \mathbf{V} - \delta\mathbf{U}$. In addition, for the sake of simplicity, we also assume that the interstitial gas is not perturbed and hence, $\mathbf{U}_g = \mathbf{U}_0$. Thus, in the Lagrangian frame moving with velocity \mathbf{U}_0 , the convective operator $\mathbf{v} \cdot \nabla$ can be written as

$$\mathbf{v} \cdot \nabla f = (\mathbf{V} + \mathbf{U}_0) \cdot \nabla f = -aV_y \frac{\partial f}{\partial V_x} + (\mathbf{V} + \mathbf{U}_0) \cdot \nabla f, \quad (34)$$

where the derivative ∇f is taken now at constant \mathbf{V} . In this case, the Boltzmann equation (7) reads

$$\partial_t f - aV_y \frac{\partial f}{\partial V_x} + (\mathbf{V} + \mathbf{U}_0) \cdot \nabla f - \gamma \frac{\partial}{\partial \mathbf{V}} \cdot \mathbf{V} f = J[\mathbf{v}|f, f]. \quad (35)$$

The corresponding macroscopic balance equations associated with this disturbed USF state follows from the general equations (10)–(12) when one takes into account that $\mathbf{U} = \mathbf{U}_0 + \delta\mathbf{U}$. The result is

$$\partial_t n + \mathbf{U}_0 \cdot \nabla n = -\nabla \cdot (n\delta\mathbf{U}), \quad (36)$$

$$\partial_t \delta\mathbf{U} + \mathbf{a} \cdot \delta\mathbf{U} + (\mathbf{U}_0 + \delta\mathbf{U}) \cdot \nabla \delta\mathbf{U} = -\gamma \delta\mathbf{U} - (mn)^{-1} \nabla \cdot \mathbf{P}, \quad (37)$$

$$\begin{aligned} \frac{d}{2} n \partial_t T + \frac{d}{2} n (\mathbf{U}_0 + \delta\mathbf{U}) \cdot \nabla T + a P_{xy} + \nabla \cdot \mathbf{q} \\ + \mathbf{P} : \nabla \delta\mathbf{U} = -\frac{d}{2} p (2\gamma + \zeta), \end{aligned} \quad (38)$$

where the pressure tensor \mathbf{P} , the heat flux \mathbf{q} and the cooling rate ζ are defined by Eqs. (11)–(13), respectively, with the replacement $\mathbf{V} \rightarrow \mathbf{c}$.

Since we are interested here in states close to the USF state, it is assumed that the deviations from the USF state are small and hence, the spatial gradients of n , $\delta\mathbf{U}$, and T are small. In this case, Eq. (35) can be solved by means of a generalization of the conventional Chapman-Enskog method [23], where the velocity distribution function is expanded around a *local* shear flow reference state in terms of the small spatial gradients of the hydrodynamic fields relative to those of USF. This type of Chapman-Enskog-like expansion has been carried out for elastic gases to obtain the set of shear-rate dependent transport coefficients [16, 31] in a thermostatted shear flow problem and it has also been employed in the context of dry granular gases [19, 20, 30].

The Chapman-Enskog method assumes the existence of a *normal* solution in which all space and time dependence of the distribution function occurs through a functional dependence of the hydrodynamic fields

$$\mathcal{A}(\mathbf{r}, t) \equiv \{n(\mathbf{r}, t), \delta\mathbf{U}(\mathbf{r}, t), T(\mathbf{r}, t)\}. \quad (39)$$

This solution expresses the fact that the space dependence of the shear flow is absorbed in \mathbf{V} and the remaining space and time dependence is through a functional dependence on the fields $A(\mathbf{r}, t)$. As in the conventional Chapman-Enskog method, this functional dependence can be made local by an expansion of f in powers of spatial gradients:

$$f(\mathbf{r}, \mathbf{V}, t) = f^{(0)}(A(\mathbf{r}, t), \mathbf{V}) + f^{(1)}(A(\mathbf{r}, t), \mathbf{V}) + \dots, \quad (40)$$

where the reference zeroth-order distribution function corresponds to the USF distribution function but taking into account the local dependence of the density and temperature and the change $\mathbf{V} \rightarrow \mathbf{V} - \delta\mathbf{U}(\mathbf{r}, t)$. The successive approximations $f^{(k)}$ are of order k in the gradients of n , T , and $\delta\mathbf{U}$ but retain all the orders in the shear rate a . This is the main feature of this expansion. In addition, as in previous works [32], since the friction coefficient γ does not induce any flux in the system, it is assumed then to be at least of zeroth order in the gradients. In this paper, only the first order approximation will be considered.

The expansion (40) yields the corresponding expansion for the fluxes and the cooling rate when one substitutes (40) into their definitions (11)–(13):

$$\mathbf{P} = \mathbf{P}^{(0)} + \mathbf{P}^{(1)} + \dots, \quad \mathbf{q} = \mathbf{q}^{(0)} + \mathbf{q}^{(1)} + \dots, \quad (41)$$

$$\zeta = \zeta^{(0)} + \zeta^{(1)} + \dots. \quad (42)$$

Finally, as in the usual Chapman-Enskog method, the time derivative is also expanded as

$$\partial_t = \partial_t^{(0)} + \partial_t^{(1)} + \partial_t^{(2)} + \dots, \quad (43)$$

where the action of each operator $\partial_t^{(k)}$ is obtained from the hydrodynamic equations (36)–(38). These results provide the basis for generating the Chapman-Enskog solution to the inelastic Boltzmann equation (35).

A. Zeroth-order approximation

Substituting the expansions (40)–(43) into Eq. (35), the kinetic equation for $f^{(0)}$ is given by

$$\partial_t^{(0)} f^{(0)} - aV_y \frac{\partial}{\partial V_x} f^{(0)} - \gamma \frac{\partial}{\partial \mathbf{V}} \cdot \mathbf{V} f^{(0)} = J[\mathbf{V}|f^{(0)}, f^{(0)}]. \quad (44)$$

To lowest order in the expansion the conservation laws are

$$\partial_t^{(0)} n = 0, \quad \partial_t^{(0)} T = - \left(\frac{2}{dn} aP_{xy}^{(0)} + 2T\gamma + T\zeta^{(0)} \right), \quad (45)$$

$$\partial_t^{(0)} \delta U_i = -a_{ij} \delta U_j - \gamma \delta U_i. \quad (46)$$

As mentioned in previous works[19, 20, 30], for given values of a , γ and α , the steady state condition (16) establishes a mapping between the density and temperature so that every density corresponds to one and only one temperature. Since the density $n(\mathbf{r}, t)$ and temperature $T(\mathbf{r}, t)$ are specified separately in the *local* USF state, the viscous heating only partially compensates for the collisional cooling and friction viscous dissipation and so, $\partial_t^{(0)} T \neq 0$. Consequently, the zeroth-order distribution $f^{(0)}$ depends on time through its dependence on the temperature and the (dimensionless) parameters a^* , γ^* , and α must be considered as independent parameters for general infinitesimal perturbations around the USF state. The fact that the temperature must be considered as a time-dependent parameter has been already accounted for in previous perturbation solutions around driven non-steady states [33, 34].

Since $f^{(0)}$ is a normal solution, then

$$\begin{aligned} \partial_t^{(0)} f^{(0)} &= \frac{\partial f^{(0)}}{\partial n} \partial_t^{(0)} n + \frac{\partial f^{(0)}}{\partial T} \partial_t^{(0)} T + \frac{\partial f^{(0)}}{\partial \delta U_i} \partial_t^{(0)} \delta U_i \\ &= - \left(\frac{2}{dn} aP_{xy}^{(0)} + 2T\gamma + T\zeta^{(0)} \right) \frac{\partial f^{(0)}}{\partial T} \\ &\quad - (a_{ij} \delta U_j + \gamma \delta U_i) \frac{\partial f^{(0)}}{\partial \delta U_i} \\ &= - \left(\frac{2}{dn} aP_{xy}^{(0)} + 2T\gamma + T\zeta^{(0)} \right) \frac{\partial f^{(0)}}{\partial T} \\ &\quad + (a_{ij} \delta U_j + \gamma \delta U_i) \frac{\partial f^{(0)}}{\partial c_i}. \end{aligned} \quad (47)$$

Upon deriving the last step use has been made of the fact that $f^{(0)}$ depends on $\delta\mathbf{U}$ only through the peculiar velocity \mathbf{c} . Substituting Eq. (47) into Eq. (44) yields the following kinetic equation for $f^{(0)}$:

$$\begin{aligned} &- \left(\frac{2}{dn} aP_{xy}^{(0)} + 2T\gamma + T\zeta^{(0)} \right) \frac{\partial f^{(0)}}{\partial T} - a c_y \frac{\partial f^{(0)}}{\partial c_x} \\ &- \gamma \frac{\partial}{\partial \mathbf{c}} \cdot \mathbf{c} f^{(0)} = J[\mathbf{V}|f^{(0)}, f^{(0)}]. \end{aligned} \quad (48)$$

The zeroth-order solution leads to $\mathbf{q}^{(0)} = \mathbf{0}$ by symmetry. The closed set of equations defining the zeroth-order pressure tensor $\mathbf{P}^{(0)}$ can be obtained from Eq. (48) by taking into account Eq. (23). The result is

$$\begin{aligned} &- \left(\frac{2}{dn} aP_{xy}^{(0)} + 2T\gamma + T\zeta^{(0)} \right) \frac{\partial P_{ij}^{(0)}}{\partial T} + a_{ik} P_{jk}^{(0)} \\ &+ a_{jk} P_{ik}^{(0)} + 2\gamma P_{ij}^{(0)} = -\nu \left[\beta \left(P_{ij}^{(0)} - p\delta_{ij} \right) + \zeta_0^* P_{ij}^{(0)} \right], \end{aligned} \quad (49)$$

where $\zeta_0^* \equiv \zeta^{(0)}/\nu$ is defined by Eq. (25).

The steady state solution of Eq. (49) is given by Eqs. (27)–(29). However, for non-steady conditions, in general Eqs. (49) must be solved numerically to get the dependence of the zeroth-order pressure tensor $P_{ij}^{(0)}(T)$ on

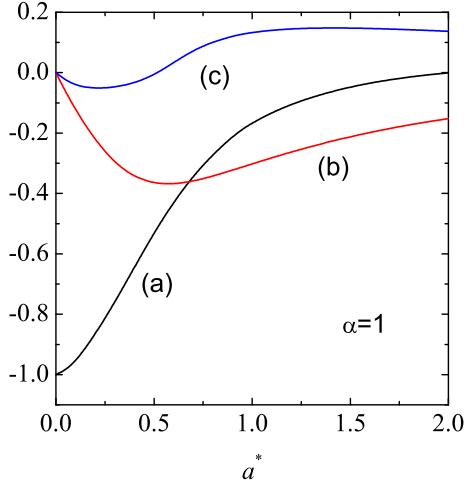


FIG. 3: (color online) Shear-rate dependence of the derivatives of the pressure tensor with respect to a^* and γ^* in the steady state for $d = 3$ and $\alpha = 1$. The lines (a), (b), and (c) correspond to $\partial_{a^*} P_{xy}^* = \partial_{\gamma^*} P_{xy}^*$, $\partial_{a^*} P_{yy}^*$, and $\partial_{\gamma^*} P_{yy}^*$, respectively.

temperature. In the hydrodynamic regime, it is expected that $P_{ij}^{(0)}$ adopts the form

$$P_{ij}^{(0)} = p P_{ij}^*(\gamma^*, a^*), \quad (50)$$

where the temperature dependence of the (dimensionless) pressure tensor P_{ij}^* is through its dependence on γ^* and a^* . Since $\gamma^* \propto T^{-1/2}$ and $a^* \propto T^{-1/2}$, then

$$T \partial_T P_{ij}^{(0)} = P_{ij}^{(0)} - \frac{1}{2} p \left(\gamma^* \frac{\partial P_{ij}^*}{\partial \gamma^*} + a^* \frac{\partial P_{ij}^*}{\partial a^*} \right). \quad (51)$$

As it will be shown below, to determine the generalized transport coefficients in the steady state, one needs to know the derivatives $\partial_{\gamma^*} P_{ij}^*$ and $\partial_{a^*} P_{ij}^*$ in this state. These derivatives are evaluated in Appendix A. In what follows, $P_{ij}^{(0)}(T)$ will be considered as a known function of T .

The shear-rate dependence of the derivatives of the (reduced) pressure tensor with respect to a^* and γ^* in the steady state are illustrated in Fig. 3 for a three-dimensional suspension with elastic collisions ($\alpha = 1$). Although we could not analytically prove the identity $\partial_{a^*} P_{xy}^* = \partial_{\gamma^*} P_{xy}^*$, numerical results systematically show this result. Since the magnitude of these derivatives is not in general quite small, it appears that their influence on transport cannot be in principle neglected.

B. First-order approximation

The first order approximation is worked out in Appendix B. Only the final results are given here. The velocity distribution function $f^{(1)}$ is

$$f^{(1)} = \mathbf{X}_n \cdot \nabla n + \mathbf{X}_T \cdot \nabla T + \mathbf{X}_u : \nabla \delta \mathbf{u}, \quad (52)$$

where the vectors \mathbf{X}_n and \mathbf{X}_T and the tensor \mathbf{X}_u are the solutions of the following set of coupled linear integral equations:

$$\begin{aligned} & - \left(\frac{2}{dp} a P_{xy}^{(0)} + 2\gamma + \zeta^{(0)} \right) T \partial_T X_{n,i} - a c_y \frac{\partial X_{n,i}}{\partial c_x} \\ & - \gamma \frac{\partial}{\partial \mathbf{c}} \cdot (\mathbf{c} X_{n,i}) + \mathcal{L} X_{n,i} + \frac{T}{n} \left[\frac{2a}{dp} (1 - n \partial_n) P_{xy}^{(0)} \right. \\ & \left. - \zeta^{(0)} \right] X_{T,i} = Y_{n,i}, \end{aligned} \quad (53)$$

$$\begin{aligned} & - \left(\frac{2}{dp} a P_{xy}^{(0)} + 2\gamma + \zeta^{(0)} \right) T \partial_T X_{T,i} + \left[\frac{2a}{dn} (\partial_T P_{xy}^{(0)}) \right. \\ & \left. + 2\gamma + \frac{3}{2} \zeta^{(0)} \right] X_{T,i} - a c_y \frac{\partial X_{T,i}}{\partial c_x} - \gamma \frac{\partial}{\partial \mathbf{c}} \cdot (\mathbf{c} X_{T,i}) \\ & + \mathcal{L} X_{T,i} = Y_{T,i}, \end{aligned} \quad (54)$$

$$\begin{aligned} & - \left(\frac{2}{dp} a P_{xy}^{(0)} + 2\gamma + \zeta^{(0)} \right) T \partial_T X_{u,kl} - a c_y \frac{\partial X_{u,kl}}{\partial c_x} \\ & - \gamma \frac{\partial}{\partial \mathbf{c}} \cdot (\mathbf{c} X_{u,kl}) + \mathcal{L} X_{u,kl} - a \delta_{ky} X_{u,xl} \\ & - \gamma X_{u,kl} - \zeta_{u,kl} T \partial_T f^{(0)} = Y_{u,kl}, \end{aligned} \quad (55)$$

where $\mathbf{Y}_n(\mathbf{c})$, $\mathbf{Y}_T(\mathbf{c})$, and $\mathbf{Y}_u(\mathbf{c})$ are defined by Eqs. (B8)–(B10), respectively, and $\zeta_{u,kl}$ is defined by Eq. (B11). In addition, \mathcal{L} is the linearized Boltzmann collision operator around the USF state, namely,

$$\mathcal{L} X \equiv - \left(J[f^{(0)}, X] + J[X, f^{(0)}] \right). \quad (56)$$

When $\gamma^* = 0$, Eqs. (53)–(55) are consistent with the results derived in Ref. [20] for dry granular gases.

With the distribution $f^{(1)}$ determined by Eq. (52), the first-order corrections to the fluxes are given by

$$P_{ij}^{(1)} = -\eta_{ijkl} \frac{\partial \delta U_k}{\partial r_\ell}, \quad (57)$$

$$q_i^{(1)} = -\kappa_{ij} \frac{\partial T}{\partial r_j} - \mu_{ij} \frac{\partial n}{\partial r_j}, \quad (58)$$

where

$$\eta_{ijkl} = - \int d\mathbf{c} m c_i c_j X_{u,kl}(\mathbf{c}), \quad (59)$$

$$\kappa_{ij} = - \int d\mathbf{c} \frac{m}{2} c^2 c_i X_{T,j}(\mathbf{c}), \quad (60)$$

$$\mu_{ij} = - \int d\mathbf{c} \frac{m}{2} c^2 c_i X_{n,j}(\mathbf{c}). \quad (61)$$

Upon writing Eqs. (57)–(61) use has been made of the symmetry properties of $X_{n,i}$, $X_{T,i}$ and $X_{u,ij}$. In general,

the set of *generalized* transport coefficients η_{ijkl} , κ_{ij} , and μ_{ij} are nonlinear functions of the coefficient of restitution α , the reduced shear rate a^* and the reduced friction coefficient γ^* . The anisotropy induced in the system by the shear flow gives rise to new transport coefficients, reflecting broken symmetry. The momentum flux is expressed in terms of a viscosity tensor $\eta_{ijkl}(\alpha)$ of rank 4 which is symmetric and traceless in ij due to the properties of the pressure tensor $P_{ij}^{(1)}$. The heat flux is expressed in terms of a thermal conductivity tensor $\kappa_{ij}(\alpha)$ and a Dufour-like tensor $\mu_{ij}(\alpha)$. In the absence of gas phase ($\gamma^* = 0$), for $a^* = 0$ and $\alpha = 1$, the usual Navier-Stokes constitutive equations for ordinary gases are reobtained, namely,

$$\eta_{ijkl} \rightarrow \eta_0 \left(\delta_{ik}\delta_{jl} + \delta_{jk}\delta_{il} - \frac{2}{d}\delta_{ij}\delta_{kl} \right), \quad (62)$$

$$\kappa_{ij} \rightarrow \kappa_0 \delta_{ij}, \quad \mu_{ij} \rightarrow 0. \quad (63)$$

Here, $\eta_0 = p/\nu$ and $\kappa_0 = d(d+2)\eta_0/2(d-1)m$ are the expressions of the shear viscosity and thermal conductivity coefficients, respectively, of an ordinary gas of disks ($d = 2$) or hard ($d = 3$) spheres [23]. In the absence of shear rate, the expressions of the Navier-Stokes coefficients of a granular suspension have been recently derived in Ref. [32].

C. Steady state conditions

As in the case of dry granular gases ($\gamma^* = 0$), the evaluation of the transport coefficients η_{ijkl} , κ_{ij} and μ_{ij} for general unsteady conditions is quite intricate. This is due essentially to the fact that the temperature dependence of the velocity moments of the distribution $f^{(0)}$ must be numerically determined. Thus, since we want to get analytical expressions for those coefficients, the present study is limited to steady state conditions. This means that the relation (16) is considered at the end of the calculations. In this state, the (scaled) shear rate a^* is coupled to the (reduced) friction coefficient γ^* and the coefficient of restitution α so that, only two of the three parameters are independent. Here, as alluded to in Sec. II, a^* and α are chosen as the independent (input) parameters of the problem. This allows us to independently assess the influence of shearing and inelasticity on momentum and heat transport. This contrasts with the analysis of dry granular gases [20] where both a^* and α are considered as dependent parameters in the steady state.

Since the relation (16) holds in the steady state, the first term on the left hand side of the integral equations (53)–(55) vanishes. In this case, these equations become

$$-ac_y \frac{\partial X_{n,i}}{\partial c_x} - \gamma \frac{\partial}{\partial \mathbf{c}} \cdot (\mathbf{c} X_{n,i}) + \mathcal{L} X_{n,i} + \frac{T}{n} \left[\frac{2a}{dp} (1 - n\partial_n) P_{xy}^{(0)} - \zeta^{(0)} \right] X_{T,i} = Y_{n,i}, \quad (64)$$

$$\left[\frac{2a}{dn} (\partial_T P_{xy}^{(0)}) + 2\gamma + \frac{3}{2} \zeta^{(0)} \right] X_{T,i} - ac_y \frac{\partial X_{T,i}}{\partial c_x} - \gamma \frac{\partial}{\partial \mathbf{c}} \cdot (\mathbf{c} X_{T,i}) + \mathcal{L} X_{T,i} = Y_{T,i}, \quad (65)$$

$$-ac_y \frac{\partial X_{u,kl}}{\partial c_x} - \gamma \frac{\partial}{\partial \mathbf{c}} \cdot (\mathbf{c} X_{u,kl}) + \mathcal{L} X_{u,kl} - a\delta_{ky} X_{u,xl} - \gamma X_{u,kl} - \zeta_{u,kl} T \partial_T f^{(0)} = Y_{u,kl}. \quad (66)$$

In Eqs. (64)–(66) it is understood that all the quantities are evaluated in the steady state. Moreover, the dependence of $P_{ij}^{(0)}$ on the temperature T is given by Eq. (51) while the dependence of $P_{ij}^{(0)}$ on the density can be written as

$$n\partial_n P_{ij}^{(0)} = P_{ij}^{(0)} - p \left(\gamma^* \frac{\partial P_{ij}^*}{\partial \gamma^*} + a^* \frac{\partial P_{ij}^*}{\partial a^*} \right). \quad (67)$$

V. RESULTS FROM A BGK-LIKE KINETIC MODEL

Needless to say, the explicit form of the generalized transport coefficients μ_{ij} , κ_{ij} and η_{ijkl} requires to solve the integral equations (64)–(66). Apart from the mathematical difficulties embodied in the Boltzmann collision operator \mathcal{L} , it is quite apparent that the fourth-degree velocity moments of the zeroth-order distribution $f^{(0)}$ are also needed to determine the heat flux transport coefficients μ_{ij} and κ_{ij} . Although these moments could in principle be determined from Grad's moment method by including them in the trial distribution (20), their evaluation would be an intricate task.

A possible alternative could be the use of the so-called inelastic Maxwell models (IMM) [35–37], i.e., models for which the collision rate is independent of the relative velocity of the two colliding particles. The use of these models allows to obtain the velocity moments of the Boltzmann collision operator without the explicit knowledge of the velocity distribution function. This was the route followed in Ref. [30] to determine the shear-rate dependent transport coefficients in a dry granular sheared gas. However, apart from the difficulties associated with the evaluation of the fourth-degree moments and their derivatives, the results obtained for IMM [30] show significant discrepancies from those obtained for inelastic hard spheres [20].

Therefore, as in the previous study carried out for dry granular gases [20], a model kinetic equation of the Boltzmann equation is considered to achieve explicit results. As for elastic collisions, the idea is to replace the true Boltzmann collision operator with a simpler, more tractable operator that retains the most relevant physical properties of the Boltzmann operator. Here, we consider a kinetic model [38] based on the well-known Bhatnagar-Gross-Krook (BGK) [16] for ordinary gases where the

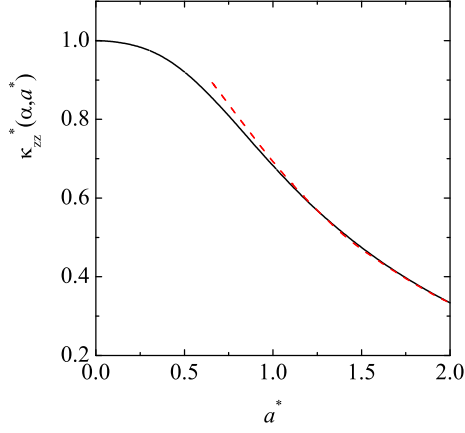


FIG. 4: Shear-rate dependence of the (reduced) generalized transport coefficient κ_{zz}^* for a three-dimensional ($d = 3$) granular suspension for two different values of the coefficient of restitution α : $\alpha = 1$ (solid line) and $\alpha = 0.8$ (dashed line).

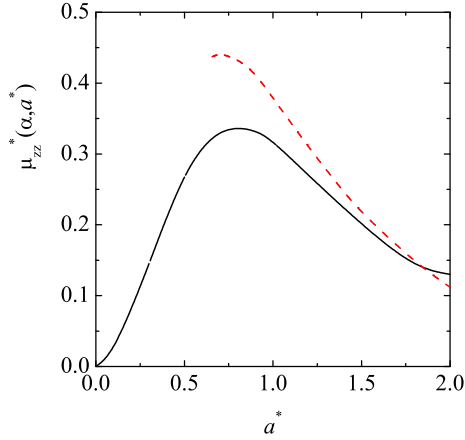


FIG. 5: Shear-rate dependence of the (reduced) generalized transport coefficient μ_{zz}^* for a three-dimensional ($d = 3$) granular suspension for two different values of the coefficient of restitution α : $\alpha = 1$ (solid line) and $\alpha = 0.8$ (dashed line).

operator $J[f, f]$ is [39]

$$J[f, f] \rightarrow -\beta\nu(f - f_M) + \frac{\zeta}{2} \frac{\partial}{\partial \mathbf{c}} \cdot (\mathbf{c}f). \quad (68)$$

Here, ν is the effective collision frequency defined by Eq. (24), $f_M(\mathbf{c})$ is the Maxwellian distribution (21), β is given by Eq. (26) and ζ is the cooling rate. It is easy to see that the BGK model yields the same expressions for the pressure tensor in the steady USF state than those derived from Grad's method [Eqs. (27)–(29)]. Moreover, the fourth-degree velocity moments obtained from the BGK model compare quite well with Monte Carlo simulations [15, 40] of the Boltzmann equation. This confirms again the reliability of kinetic models to evaluate the velocity moments of the true Boltzmann equation [16].

In the perturbed USF problem, Eqs. (64)–(66) still ap-

ply with the replacements

$$\mathcal{L}X \rightarrow \nu\beta X - \frac{\zeta^{(0)}}{2} \frac{\partial}{\partial \mathbf{c}} \cdot (\mathbf{c}X), \quad (69)$$

in the case of $X_{n,i}$ and $X_{T,i}$ and

$$\mathcal{L}X_{ij} \rightarrow \nu\beta X_{ij} - \frac{\zeta^{(0)}}{2} \frac{\partial}{\partial \mathbf{c}} \cdot (\mathbf{c}X_{ij}) - \frac{\zeta_{u,ij}}{2} \frac{\partial}{\partial \mathbf{c}} \cdot (\mathbf{c}f^{(0)}), \quad (70)$$

in the case of $X_{u,ij}$. In the above equations, $\zeta^{(0)}$ is the zeroth-order approximation to ζ which is given by Eq. (25). With the changes (69) and (70) all the generalized transport coefficients can be easily evaluated from Eqs. (64)–(66). Details of these calculations are given in Appendix C.

The results clearly show that the dependence of both a^* and α on the generalized transport coefficients is quite complex. As an illustration, let us consider here the (reduced) coefficients κ_{zz}^* and μ_{zz}^* . These coefficients are relevant for problems with perturbations along the z direction (vorticity direction) for which $\delta \mathbf{U} = \mathbf{0}$. The shear-rate dependence of the (reduced) transport coefficients κ_{zz}^* and μ_{zz}^* is plotted in Figs. 4 and 5, respectively. Here, $\kappa_{zz}^* \equiv \kappa_{zz}/\kappa_0$ and $\mu_{zz}^* \equiv n\mu_{zz}/T\kappa_0$, where $\kappa_0 = ((d+2)/2)nT/(m\nu)$ is the elastic value of the thermal conductivity coefficient for a dilute gas given by the BGK kinetic model. Two different values of the coefficient of restitution have been considered in Figs. 4 and 5: $\alpha = 1$, and $\alpha = 0.8$. While κ_{zz}^* decreases with increasing shear rate, the scaled coefficients μ_{zz}^* exhibits a non-monotonic dependence on the shear rate. We also observe that the deviation of both coefficients with respect to their equilibrium values is significant, regardless of the collisional dissipation. Moreover, the influence of inelasticity on both coefficients is much more important in the case of μ_{zz}^* since κ_{zz}^* is practically independent of the coefficient of restitution.

VI. CONCLUDING REMARKS

The influence of gas phase on the transport properties of solid particles under USF has been studied in this paper. In the low-density regime, a viscous drag force term for the interstitial fluid has been incorporated into the Boltzmann kinetic equation to account for the effect of the former on the dynamics of grains. The physical situation is such that the granular suspension is in a state that deviates from the USF by small spatial gradients. Since the system is subjected to a strong shear flow and is not restricted to nearly elastic spheres, the corresponding transport coefficients characterizing momentum and heat transport are nonlinear functions of both the shear rate and the coefficient of restitution. The explicit determination of the above coefficients has been the main objective of the present contribution. The search for such expressions has been prompted by previous results [19, 20] obtained for *dry* granular gases (i.e., in the

absence of the viscous drag force). Here, the problem is revisited by considering the effect of the gas phase on transport properties.

Assuming that the USF state is slightly perturbed, the Boltzmann equation (7) has been solved by means of a Chapman-Enskog-like expansion. The new feature of this expansion is that the (local) shear flow distribution is employed as the reference state instead of the usual (local) equilibrium distribution [23] or the (local) homogeneous cooling state [41, 42]. As already noted in previous works [19, 20, 33, 34], since the zeroth-order derivative $\partial_t^{(0)}T$ is in general different from zero, the reference base state is not stationary. This fact introduces technical difficulties in the implementation of the perturbation scheme. Thus, in order to get explicit results, the steady-state condition (16) is considered at the end of the calculations. In this state, the (reduced) shear rate a^* and the coefficient of restitution α are coupled to the (scaled) friction coefficient γ^* , so that the former two are the relevant parameters of the problem.

To first order of the expansion, the momentum and heat fluxes are given by Eqs. (57) and (58), respectively, where the generalized transport coefficients η_{ijkl} , κ_{ij} , and μ_{ij} are defined in terms of the solutions of the set of coupled integral equations (64)–(66). However, since the solution of the above integral equations is in general quite a complex problem, the BGK-like kinetic model (68) has been employed to obtain the explicit shear-rate dependence of the above set of transport coefficients. Although the kinetic model (68) can be considered as a crude representation of the true Boltzmann equation, it gives the same results for the rheological properties as those derived from the Boltzmann equation by means of Grad's moment method. Given that those theoretical predictions compare quite well with Monte Carlo simulations [15], it is expected that the results provided by the kinetic model are accurate even for conditions of practical interest, such as strong dissipation and/or large shear rates.

As expected, there are many new transport coefficients in comparison to the case of states close to equilibrium (for ordinary gases) or states near the homogeneous cooling state (for dry granular gases). Here, for the sake of illustration, only a class of special perturbations have been considered: perturbations of density and temperature along the direction orthogonal to the shear flow plane. In this case, the relevant transport coefficients are κ_{zz} and μ_{zz} . The shear-rate dependence of these coefficients has been illustrated in Figs. 4 and 5, respectively, for different values of the coefficient of restitution. It is quite apparent that the deviation of these coefficients from their equilibrium values (i.e., for $a^* = 0$ and $\alpha = 1$) is quite significant. A more complete study of the shear-rate dependence of the remaining transport coefficients for a variety of values of the coefficient of restitution will be presented in a subsequent paper.

The explicit results reported in this paper can be useful for studying different problems. First, as done in Ref.

[20], an important application is to perform a stability analysis of the hydrodynamic equations with respect to the USF state. This analysis will allow us to identify the conditions for stability in terms of both the shear rate and the coefficient of restitution. Another interesting and challenging problem is to extend the present results by considering the general Langevin-like model proposed in Ref. [12]. This will allow us to provide additional refinements of the predictions obtained here so that, a closer comparison with direct numerical simulations of granular suspensions could be performed. Finally, it would be also relevant to extend the analysis made here for a monodisperse granular suspension to the intriguing and important subject of polydisperse suspensions. A good starting point for this achievement could be the suspension model introduced in Ref. [43]. Work along the above lines will be carried out in the near future.

Acknowledgments

I am grateful to Dr. Mariano López de Haro for a critical reading of the manuscript. The present research has been supported by the Spanish Government through grant No. FIS2016-76359-P, partially financed by FEDER funds and by the Junta de Extremadura (Spain) through Grant No. GR15104.

Appendix A: Derivatives of the zeroth-order velocity moments with respect to γ^* and a^* in the steady state

The derivatives of the zeroth-order velocity moments with respect to γ^* and a^* in the steady state are determined in this appendix. We start with the pressure tensor $P_{ij}^{(0)}$, whose elements obey Eq. (48). In dimensionless form, Eq. (48) is given by

$$\begin{aligned} & - \left(\frac{2}{d} a^* P_{xy}^* + 2\gamma^* + \zeta_0^* \right) \left[P_{ij}^* - \frac{1}{2} (\gamma^* P_{ij,\gamma}^* + a^* P_{ij,a}^*) \right] \\ & + a_{ik}^* P_{kj}^* + a_{jk}^* P_{ki}^* + 2\gamma^* P_{ij}^* = \beta \delta_{ij} - (\beta + \zeta_0^*) P_{ij}^*, \end{aligned} \quad (\text{A1})$$

where

$$P_{ij,\gamma}^* \equiv \frac{\partial P_{ij}^*}{\partial \gamma^*}, \quad P_{ij,a}^* \equiv \frac{\partial P_{ij}^*}{\partial a^*}, \quad (\text{A2})$$

and upon deriving Eq. (A1) use has been made of the relation (51). Let us consider the elements $P_{yy}^* = P_{zz}^*$ and P_{xy}^* . From Eq. (A1), one gets

$$\begin{aligned} & - \left(\frac{2}{d} a^* P_{xy}^* + 2\gamma^* + \zeta_0^* \right) \left[P_{yy}^* - \frac{1}{2} (\gamma^* P_{yy,\gamma}^* + a^* P_{yy,a}^*) \right] \\ & + 2\gamma^* P_{yy}^* = \beta - (\beta + \zeta_0^*) P_{yy}^*, \end{aligned} \quad (\text{A3})$$

$$\begin{aligned}
& - \left(\frac{2}{d} a^* P_{xy}^* + 2\gamma^* + \zeta_0^* \right) \left[P_{xy}^* - \frac{1}{2} (\gamma^* P_{xy,\gamma}^* + a^* P_{xy,a}^*) \right] + a^* P_{xy,a}^* \\
& + a^* P_{yy}^* + 2\gamma^* P_{xy}^* = -(\beta + \zeta_0^*) P_{xy}^*. \quad (\text{A4})
\end{aligned}$$

The goal here is to evaluate the derivatives $P_{yy,\gamma}^*$, $P_{yy,a}^*$, $P_{xy,\gamma}^*$ and $P_{xy,a}^*$ at the steady state. This state is defined by the condition (16). To get these derivatives, we differentiate first Eqs. (A3) and (A4) with respect to a^* and take then the steady-state limit. The result is

$$\begin{aligned}
& - \frac{2}{d} (P_{xy}^* + a^* P_{xy,a}^*) \left[P_{yy}^* - \frac{1}{2} (\gamma^* P_{yy,\gamma}^* + a^* P_{yy,a}^*) \right] \\
& + 2\gamma^* P_{yy,a}^* = -(\beta + \zeta_0^*) P_{yy,a}^*, \quad (\text{A5})
\end{aligned}$$

$$\begin{aligned}
& - \frac{2}{d} (P_{xy}^* + a^* P_{xy,a}^*) \left[P_{xy}^* - \frac{1}{2} (\gamma^* P_{xy,\gamma}^* + a^* P_{xy,a}^*) \right] \\
& + P_{yy}^* + a^* P_{yy,a}^* + 2\gamma^* P_{xy,a}^* = -(\beta + \zeta_0^*) P_{xy,a}^*, \quad (\text{A6})
\end{aligned}$$

where here it is understood that all the terms are evaluated at the steady state. To close the problem, we differentiate then Eqs. (A3) and (A4) with respect to γ^* and take the steady-state limit with the result

$$\begin{aligned}
& - \frac{2}{d} (d + a^* P_{xy,\gamma}^*) \left[P_{yy}^* - \frac{1}{2} (\gamma^* P_{yy,\gamma}^* + a^* P_{yy,a}^*) \right] \\
& + 2(P_{yy}^* + \gamma^* P_{yy,\gamma}^*) = -(\beta + \zeta_0^*) P_{yy,\gamma}^*, \quad (\text{A7})
\end{aligned}$$

$$\begin{aligned}
& - \frac{2}{d} (d + a^* P_{xy,\gamma}^*) \left[P_{xy}^* - \frac{1}{2} (\gamma^* P_{xy,\gamma}^* + a^* P_{xy,a}^*) \right] \\
& + a^* P_{xy,\gamma}^* + 2(P_{xy}^* + \gamma^* P_{xy,\gamma}^*) = -(\beta + \zeta_0^*) P_{xy,\gamma}^*. \quad (\text{A8})
\end{aligned}$$

The set of nonlinear algebraic equations (A5)–(A8) can be numerically solved for given values of a^* and α . In the dry limit case ($\gamma^* = 0$), the solution to Eqs. (A5) and (A6) can be written as

$$P_{yy,a}^* = 4P_{yy}^* \frac{a^* P_{xy,a}^* + P_{xy}^*}{2d\beta + d\zeta_0^* + 2a^{*2}P_{xy,a}^*}, \quad (\text{A9})$$

where $P_{xy,a}^*$ is the real root of the cubic equation

$$\begin{aligned}
& 2a^{*4}P_{xy,a}^3 + 4da^{*2}(\zeta_0^* + \beta)P_{xy,a}^2 + \frac{d^2}{2}(7\zeta_0^* + 14\zeta_0^*\beta \\
& + 4\beta^2)P_{xy,a} + d^2\beta(\zeta_0^* + \beta)^{-2}(2\beta^2 - 2\zeta_0^{*2} - \beta\zeta_0^*) = 0. \quad (\text{A10})
\end{aligned}$$

Equations (A9) and (A10) agree with previous results [19, 20] derived for a dry granular gas of inelastic hard spheres.

The corresponding derivatives of the fourth-degree velocity moments of the distribution $f^{(0)}$ with respect to γ^* and a^* in the steady state are also needed to determine the generalized coefficients κ_{ij} and μ_{ij} associated with

the first-order contribution to the heat flux. To evaluate these derivatives, the BGK kinetic model (68) is considered. The velocity moments of the distribution $f^{(0)}$ are defined as

$$M_{k_1,k_2,k_3}^{(0)} = \int d\mathbf{c} c_x^{k_1} c_y^{k_2} c_z^{k_3} f^{(0)}(\mathbf{c}). \quad (\text{A11})$$

These moments verify the equation

$$\begin{aligned}
& - \left(\frac{2}{d} \tilde{a} P_{xy}^* + 2\tilde{\gamma} + \tilde{\zeta}_0 \right) T \partial_T M_{k_1,k_2,k_3}^{(0)} + \tilde{a} k_1 \\
& \times M_{k_1-1,k_2+1,k_3} + (1 + k\tilde{\xi}) M_{k_1,k_2,k_3} = N_{k_1,k_2,k_3}, \quad (\text{A12})
\end{aligned}$$

where $k \equiv k_1 + k_2 + k_3$, $\tilde{a} \equiv a^*/\beta$, $\tilde{\zeta}_0 \equiv \zeta_0^*/\beta$, $\tilde{\gamma} \equiv \gamma^*/\beta$, $\tilde{\xi} = \tilde{\gamma} + \tilde{\zeta}_0/2$, and N_{k_1,k_2,k_3} are the velocity moments of f_M . In the steady state, $\tilde{\xi} = \chi$ where χ is given by Eq. (30). As in the case of the pressure tensor, the derivative $T \partial_T M_{k_1,k_2,k_3}^{(0)}$ can be written as

$$\begin{aligned}
& T \partial_T M_{k_1,k_2,k_3}^{(0)} = T \partial_T n \left(\frac{2T}{m} \right)^{k/2} M_{k_1,k_2,k_3}^*(\gamma^*, a^*) \\
& = \frac{1}{2} n \left(\frac{2T}{m} \right)^{k/2} (k - \gamma^* M_{k_1,k_2,k_3,\gamma}^* - a^* M_{k_1,k_2,k_3,a}^*), \quad (\text{A13})
\end{aligned}$$

where we have introduced the shorthand notation

$$M_{k_1,k_2,k_3,\gamma}^* \equiv \partial_{\gamma^*} M_{k_1,k_2,k_3}^*, \quad (\text{A14})$$

$$M_{k_1,k_2,k_3,a}^* \equiv \partial_{a^*} M_{k_1,k_2,k_3}^*, \quad (\text{A15})$$

In dimensionless form, Eq. (A12) reads

$$\begin{aligned}
& - \left(\frac{2}{d} \tilde{a} P_{xy}^* + 2\tilde{\gamma} + \tilde{\zeta}_0 \right) \frac{1}{2} (k M_{k_1,k_2,k_3}^* - \gamma^* M_{k_1,k_2,k_3,\gamma}^* \\
& - a^* M_{k_1,k_2,k_3,a}^*) + k_1 \tilde{a} M_{k_1-1,k_2+1,k_3}^* + (1 + k\tilde{\xi}) \\
& \times M_{k_1,k_2,k_3}^* - N_{k_1,k_2,k_3}^* = 0, \quad (\text{A16})
\end{aligned}$$

where $M_{k_1,k_2,k_3}^* \equiv n^{-1}(m/2T)^{k/2} M_{k_1,k_2,k_3}^{(0)}$, and

$$N_{k_1,k_2,k_3}^* = \pi^{-3/2} \Gamma \left(\frac{k_1+1}{2} \right) \Gamma \left(\frac{k_2+1}{2} \right) \Gamma \left(\frac{k_3+1}{2} \right) \quad (\text{A17})$$

if k_1 , k_2 , and k_3 are even, being zero otherwise. Equation (A16) provides the expressions of the reduced moments $M_{k_1,k_2,k_3,s}^*$ in the steady state (e.g., when $\frac{2}{d} \tilde{a} P_{xy}^* + 2\tilde{\gamma} + \tilde{\zeta}_0 = 0$).

In order to evaluate the derivatives $M_{k_1,k_2,k_3,\gamma}^*$ and $M_{k_1,k_2,k_3,a}^*$ in the steady state, we differentiate with respect to γ^* and a^* , respectively, both sides of Eq. (A16)

and then take the steady state condition (16). As an illustration, let us consider the moment M_{040}^* which obeys the equation

$$\begin{aligned} & - \left(\frac{2}{d} \tilde{a} P_{xy}^* + 2\tilde{\gamma} + \tilde{\zeta} \right) \left(2 - \frac{1}{2} \gamma^* \partial_{\gamma^*} - \frac{1}{2} a^* \partial_{a^*} \right) M_{040}^* \\ & + \left(1 + 4\tilde{\xi} \right) M_{040}^* = \frac{3}{4}. \end{aligned} \quad (\text{A18})$$

From Eq. (A18), in the steady state, one gets the identities

$$\begin{aligned} & - \left(\frac{2}{d} \tilde{a} P_{xy,\gamma}^* + 2\beta^{-1} \right) \left[2M_{040}^* - \frac{1}{2} (\gamma^* M_{040,\gamma}^* \right. \\ & \left. + a^* M_{040,a}^*) \right] + 4\beta^{-1} M_{040}^* + \left(1 + 4\tilde{\xi} \right) M_{040,\gamma^*}^* \\ & = 0, \end{aligned} \quad (\text{A19})$$

$$\begin{aligned} & - \frac{2}{d} (\beta^{-1} P_{xy}^* + \tilde{a} P_{xy,a}^*) \left[2M_{040}^* - \frac{1}{2} (\gamma^* M_{040,\gamma}^* \right. \\ & \left. + a^* M_{040,a}^*) \right] + \left(1 + 4\tilde{\xi} \right) M_{040,a}^* = 0. \end{aligned} \quad (\text{A20})$$

The solution to the set of linear algebraic equations (A19) and (A20) gives the derivatives $M_{040,\gamma}^*$ and $M_{040,a}^*$ in terms of a^* and α . Proceeding in a similar way, all the derivatives of the fourth-degree velocity moments with respect to both a^* and γ^* can be analytically computed in the steady state.

Appendix B: First-order approximation

The kinetic equation for the first-order distribution $f^{(1)}$ is

$$\begin{aligned} & \partial_t^{(0)} f^{(1)} - a V_y \frac{\partial f^{(1)}}{\partial V_x} - \gamma \frac{\partial}{\partial \mathbf{V}} \cdot \mathbf{V} f^{(1)} + \mathcal{L} f^{(1)} \\ & = - \left[\partial_t^{(1)} + (\mathbf{V} + \mathbf{U}_0) \cdot \nabla \right] f^{(0)}. \end{aligned} \quad (\text{B1})$$

The velocity dependence on the right side of Eq. (B1) can be obtained from the macroscopic balance equations to first order in the gradients. They are given by

$$\partial_t^{(1)} n + \mathbf{U}_0 \cdot \nabla n = - \nabla \cdot (n \delta \mathbf{U}), \quad (\text{B2})$$

$$\partial_t^{(1)} \delta \mathbf{U} + (\mathbf{U}_0 + \delta \mathbf{U}) \cdot \nabla \delta \mathbf{U} = - \frac{1}{\rho} \nabla \cdot \mathbf{P}^{(0)}, \quad (\text{B3})$$

$$\begin{aligned} & \frac{d}{2} n \partial_t^{(1)} T + \frac{d}{2} n (\mathbf{U}_0 + \delta \mathbf{U}) \cdot \nabla T + a P_{xy}^{(1)} \\ & + \mathbf{P}^{(0)} : \nabla \delta \mathbf{U} = - \frac{d}{2} p \zeta^{(1)}, \end{aligned} \quad (\text{B4})$$

where $\rho = mn$ is the mass density,

$$P_{ij}^{(1)} = \int d\mathbf{c} m c_i c_j f^{(1)}(\mathbf{c}), \quad (\text{B5})$$

and

$$\zeta^{(1)} = \frac{1}{dp} \int d\mathbf{c} m c^2 \mathcal{L} f^{(1)}. \quad (\text{B6})$$

Use of Eqs. (B2)–(B4) in Eq. (B1) yields

$$\begin{aligned} & \left(\partial_t^{(0)} - a V_y \frac{\partial}{\partial V_x} - \gamma \frac{\partial}{\partial \mathbf{V}} \cdot \mathbf{V} f^{(1)} + \mathcal{L} \right) f^{(1)} \\ & - \zeta^{(1)} T \frac{\partial f^{(0)}}{\partial T} = \mathbf{Y}_n \cdot \nabla n + \mathbf{Y}_T \cdot \nabla T + \mathbf{Y}_u : \nabla \delta \mathbf{U}, \end{aligned} \quad (\text{B7})$$

where

$$Y_{n,i} = - \frac{\partial f^{(0)}}{\partial n} c_i - \frac{1}{\rho} \frac{\partial f^{(0)}}{\partial c_j} \frac{\partial P_{ij}^{(0)}}{\partial n}, \quad (\text{B8})$$

$$Y_{T,i} = - \frac{\partial f^{(0)}}{\partial T} c_i - \frac{1}{\rho} \frac{\partial f^{(0)}}{\partial c_j} \frac{\partial P_{ij}^{(0)}}{\partial T}, \quad (\text{B9})$$

$$Y_{u,ij} = n \frac{\partial f^{(0)}}{\partial n} \delta_{ij} + c_j \frac{\partial f^{(0)}}{\partial c_i} + \frac{2}{dn} \frac{\partial f^{(0)}}{\partial T} \left(P_{ij}^{(0)} - a \eta_{xyij} \right). \quad (\text{B10})$$

According to the symmetry properties of $f^{(1)}$, the only nonzero contribution to $\zeta^{(1)}$ comes from the term proportional to the tensor $\nabla_i \delta U_j$. Thus,

$$\zeta^{(1)} = \zeta_{u,ji} \nabla_i \delta U_j. \quad (\text{B11})$$

An estimation of $\zeta_{u,ij}$ has been made in Ref. [20] for a three-dimensional system ($d = 3$). The result is

$$\zeta_{u,ij} = - \frac{1}{15} \sigma^2 \sqrt{\frac{\pi}{mT}} (1 - \alpha^2) \Pi_{k\ell}^* \eta_{k\ell ij}, \quad (\text{B12})$$

where $\Pi_{ij}^* \equiv \Pi_{ij}/nT$. Of course, when $\alpha = 1$, then $\zeta_{u,ij} = 0$.

The solution to Eq. (B7) has the form

$$f^{(1)} = X_{n,i}(\mathbf{c}) \nabla_i n + X_{T,i}(\mathbf{c}) \nabla_i T + X_{u,ji}(\mathbf{c}) \nabla_i \delta U_j. \quad (\text{B13})$$

Note that in Eq. (B10) the coefficients η_{ijkl} are defined through Eq. (59). The coefficients $X_{n,i}$, $X_{T,i}$, and $X_{u,ij}$ are functions of the peculiar velocity \mathbf{c} and the hydrodynamic fields. In addition, there are contributions from the time derivative $\partial_t^{(0)}$ acting on the temperature and velocity gradients given by

$$\begin{aligned} & \partial_t^{(0)} \nabla_i T = \left(\frac{2a}{dn^2} (1 - n \partial_n) P_{xy}^{(0)} - \frac{\zeta^{(0)} T}{n} \right) \nabla_i n \\ & - \left(\frac{2a}{dn} \partial_T P_{xy}^{(0)} + 2\gamma + \frac{3}{2} \zeta^{(0)} \right) \nabla_i T, \end{aligned} \quad (\text{B14})$$

$$\partial_t^{(0)} \nabla_i \delta U_j = - a_{jk} \nabla_i \delta U_k - \gamma \nabla_i \delta U_j. \quad (\text{B15})$$

Substituting Eqs. (B12), (B14), and (B15) into Eq. (B7) and identifying coefficients of independent gradients, one finally gets the set of coupled linear integral equations

$$\begin{aligned} & -\left(\frac{2}{dp}aP_{xy}^{(0)} + 2\gamma + \zeta^{(0)}\right) T\partial_T X_{n,i} - ac_y \frac{\partial X_{n,i}}{\partial c_x} \\ & -\gamma \frac{\partial}{\partial \mathbf{c}} \cdot \mathbf{c} X_{n,i} + \mathcal{L}X_{n,i} = Y_{n,i} \\ & -\frac{T}{n} \left[\frac{2a}{dp}(1 - n\partial_n)P_{xy}^{(0)} - \zeta^{(0)} \right] X_{T,i}, \end{aligned} \quad (\text{B16})$$

$$\begin{aligned} & -\left(\frac{2}{dp}aP_{xy}^{(0)} + 2\gamma + \zeta^{(0)}\right) T\partial_T X_{T,i} - ac_y \frac{\partial X_{T,i}}{\partial c_x} \\ & -\gamma \frac{\partial}{\partial \mathbf{c}} \cdot \mathbf{c} X_{T,i} - \left[\frac{2a}{dn}(\partial_T P_{xy}^{(0)}) + 2\gamma + \frac{3}{2}\zeta^{(0)} \right] X_{T,i} \\ & + \mathcal{L}X_{T,i} = Y_{T,i}, \end{aligned} \quad (\text{B17})$$

$$\begin{aligned} & -\left(\frac{2}{dp}aP_{xy}^{(0)} + 2\gamma + \zeta^{(0)}\right) T\partial_T X_{u,k\ell} - ac_y \frac{\partial X_{u,k\ell}}{\partial c_x} \\ & -a\delta_{ky}X_{u,x\ell} - \zeta_{u,k\ell}T\partial_T f^{(0)} - \gamma X_{u,k\ell} - \gamma \frac{\partial}{\partial \mathbf{c}} \cdot \mathbf{c} X_{u,k\ell} \\ & + \mathcal{L}X_{u,k\ell} = Y_{u,k\ell}. \end{aligned} \quad (\text{B18})$$

Upon writing Eqs. (B16)–(B18), use has been made of the property

$$\begin{aligned} \partial_t^{(0)} X &= \frac{\partial X}{\partial T} \partial_t^{(0)} T + \frac{\partial X}{\partial \delta U_i} \partial_t^{(0)} \delta U_i \\ &= -\left(\frac{2}{dn}aP_{xy}^{(0)} + 2T\gamma + T\zeta^{(0)}\right) \frac{\partial X}{\partial T} \\ &\quad + (a_{ij}\delta U_j + \gamma\delta U_i) \frac{\partial X}{\partial c_i}, \end{aligned} \quad (\text{B19})$$

where in the last step we have taken into account that X depends on $\delta \mathbf{U}$ through $\mathbf{c} = \mathbf{V} - \delta \mathbf{U}$.

Appendix C: Kinetic model results in the steady USF state

In this appendix, the steady state solution to the BGK-like kinetic model (68) in the steady (unperturbed) USF is briefly analyzed. In this case, $\delta \mathbf{U} = \mathbf{0}$ and so $\mathbf{c} = \mathbf{V}$. In the steady state, $f_s(\mathbf{V})$ verifies the kinetic equation

$$-aV_y \frac{\partial f_s}{\partial V_x} - \gamma \frac{\partial}{\partial \mathbf{V}} \cdot \mathbf{V} f_s = -\beta\nu(f_s - f_M) + \frac{\zeta^{(0)}}{2} \frac{\partial}{\partial \mathbf{V}} \cdot \mathbf{V} f_s, \quad (\text{C1})$$

where here ζ has been approximated by its Maxwellian approximation $\zeta^{(0)}$ given by Eq. (25). Let us introduce the velocity moments of f_s as

$$M_{k_1,k_2,k_3} = \int d\mathbf{v} V_x^{k_1} V_y^{k_2} V_z^{k_3} f_s(\mathbf{V}) \quad (\text{C2})$$

According to the symmetry of the USF distribution f_s , the only nonvanishing moments correspond to even values of $k_1 + k_2$ and k_3 . In this case, after some algebra, one gets

$$M_{k_1,k_2,k_3} = n \left(\frac{2T}{m} \right)^{k/2} M_{k_1,k_2,k_3}^*, \quad (\text{C3})$$

where the reduced moments M_{k_1,k_2,k_3}^* are given by

$$\begin{aligned} M_{k_1,k_2,k_3}^* &= \pi^{-3/2} \sum_{\substack{q=0 \\ q+k_1=\text{even}}}^{k_1} \frac{k_1!}{(k_1-q)!} \Gamma\left(\frac{k_1-q+1}{2}\right) \\ &\times \Gamma\left(\frac{k_2+q+1}{2}\right) \Gamma\left(\frac{k_3+1}{2}\right) (-\tilde{a})^q (1+k\tilde{\xi})^{-(1+q)}. \end{aligned} \quad (\text{C4})$$

It is easy to see that the second-degree velocity moments of the BGK model coincide with those obtained from the Boltzmann equation by using Grad's method, Eqs. (27)–(29).

Appendix D: Generalized transport coefficients

The results derived from the BGK-like kinetic model (68) considered to determine the generalized transport coefficients $\eta_{ijk\ell}$, κ_{ij} and μ_{ij} are provided in this appendix. The equations defining the generalized transport coefficients in the BGK model can be obtained from Eqs. (64)–(66) with the replacements (69) and (70):

$$\begin{aligned} & -ac_y \frac{\partial X_{n,i}}{\partial c_x} - \left(\gamma + \frac{\zeta^{(0)}}{2}\right) \frac{\partial}{\partial \mathbf{c}} \cdot \mathbf{c} X_{n,i} + \nu\beta X_{n,i} \\ & = Y_{n,i} - \frac{T}{n} \left[\frac{2a}{dp}(1 - n\partial_n)P_{xy}^{(0)} - \zeta^{(0)} \right] X_{T,i}, \end{aligned} \quad (\text{D1})$$

$$\begin{aligned} & -ac_y \frac{\partial X_{T,i}}{\partial c_x} - \left(\gamma + \frac{\zeta^{(0)}}{2}\right) \frac{\partial}{\partial \mathbf{c}} \cdot \mathbf{c} X_{T,i} + \nu\beta X_{T,i} \\ & - \left[\frac{2a}{dn}(\partial_T P_{xy}^{(0)}) + 2\gamma + \frac{3}{2}\zeta^{(0)} \right] X_{T,i} = Y_{T,i}, \end{aligned} \quad (\text{D2})$$

$$\begin{aligned} & -ac_y \frac{\partial X_{u,j\ell}}{\partial c_x} - \left(\gamma + \frac{\zeta^{(0)}}{2}\right) \frac{\partial}{\partial \mathbf{c}} \cdot \mathbf{c} X_{u,j\ell} + \nu\beta X_{u,j\ell} \\ & -a\delta_{jy}X_{u,x\ell} - \gamma X_{u,j\ell} - \frac{1}{2}\zeta_{u,j\ell} \left[\frac{\partial}{\partial \mathbf{c}} \cdot (\mathbf{c} f^{(0)}) \right. \\ & \left. + 2T\partial_T f^{(0)} \right] = Y_{u,j\ell}. \end{aligned} \quad (\text{D3})$$

In order to get the transport coefficients κ_{ij} , μ_{ij} , and $\eta_{ijk\ell}$, it is convenient to introduce the general velocity moments

$$A_{k_1,k_2,k_3}^{(i)} = \int d\mathbf{c} c_x^{k_1} c_y^{k_2} c_z^{k_3} X_{n,i}, \quad (\text{D4})$$

$$B_{k_1,k_2,k_3}^{(i)} = \int d\mathbf{c} c_x^{k_1} c_y^{k_2} c_z^{k_3} X_{T,i}, \quad (\text{D5})$$

$$\omega_n = \frac{T}{n} \left[\frac{2a}{d} (\gamma^* P_{xy,\gamma}^* + a^* P_{xy,a}^*) - \zeta^{(0)} \right], \quad (\text{D11})$$

$$C_{k_1,k_2,k_3}^{(ij)} = \int d\mathbf{c} c_x^{k_1} c_y^{k_2} c_z^{k_3} X_{u,ij}. \quad (\text{D6})$$

These moments provide the explicit forms of the generalized transport coefficients of the *perturbed* USF problem. To determine them, Eqs. (D1)–(D3) are multiplied by $c_x^{k_1} c_y^{k_2} c_z^{k_3}$ and integrated over velocity. After some algebra, one achieves

$$ak_1 A_{k_1-1,k_2+1,k_3}^{(i)} + (\nu\beta + k\xi) A_{k_1,k_2,k_3}^{(i)} + \omega_n B_{k_1,k_2,k_3}^{(i)} = \mathcal{A}_{k_1,k_2,k_3}^{(i)} \quad (\text{D7})$$

$$\omega_T = \frac{a}{d} (\gamma^* P_{xy,\gamma}^* + a^* P_{xy,a}^*) - \frac{1}{2} \zeta^{(0)}, \quad (\text{D12})$$

and we have introduced the quantities

$$\mathcal{A}_{k_1,k_2,k_3}^{(i)} \equiv \int d\mathbf{c} c_x^{k_1} c_y^{k_2} c_z^{k_3} Y_{n,i}, \quad (\text{D13})$$

$$ak_1 B_{k_1-1,k_2+1,k_3}^{(i)} + (\nu\beta + k\xi + \omega_T) B_{k_1,k_2,k_3}^{(i)} = \mathcal{B}_{k_1,k_2,k_3}^{(i)}, \quad (\text{D8})$$

$$ak_1 C_{k_1-1,k_2+1,k_3}^{(j\ell)} + (\nu\beta - \gamma + k\xi) C_{k_1,k_2,k_3}^{(j\ell)} + \frac{1}{2} \zeta_{u,j\ell} \\ \times (k - 2T\partial_T) M_{k_1,k_2,k_3}^{(0)} - a\delta_{jy} C_{k_1,k_2,k_3}^{(x\ell)} = \mathcal{C}_{k_1,k_2,k_3}^{(j\ell)}, \quad (\text{D9})$$

$$\mathcal{B}_{k_1,k_2,k_3}^{(i)} \equiv \int d\mathbf{c} c_x^{k_1} c_y^{k_2} c_z^{k_3} Y_{T,i}, \quad (\text{D14})$$

where $M_{k_1,k_2,k_3}^{(0)}$ are the moments of the zeroth-order distribution function $f^{(0)}$,

$$\xi = \gamma + \frac{1}{2} \zeta^{(0)}, \quad (\text{D10})$$

$$\mathcal{C}_{k_1,k_2,k_3}^{(j\ell)} \equiv \int d\mathbf{c} c_x^{k_1} c_y^{k_2} c_z^{k_3} Y_{u,j\ell}. \quad (\text{D15})$$

The integrals (D13)–(D15) can be computed with the result

$$\mathcal{A}_{k_1,k_2,k_3}^{(\ell)} = -\frac{\partial}{\partial n} M_{k_1+\delta_{\ell x},k_2+\delta_{\ell y},k_3+\delta_{\ell z}} + \frac{1}{\rho} \frac{\partial P_{\ell j}^{(0)}}{\partial n} (\delta_{jx} k_1 M_{k_1-1,k_2,k_3} + \delta_{jy} k_2 M_{k_1,k_2-1,k_3} + \delta_{jz} k_3 M_{k_1,k_2,k_3-1}) \\ = -\left(\frac{2T}{m}\right)^{\frac{k+1}{2}} \left[(1 - \gamma^* \partial_{\gamma^*} - a^* \partial_{a^*}) M_{k_1+\delta_{\ell x},k_2+\delta_{\ell y},k_3+\delta_{\ell z}}^* \right. \\ \left. - \frac{1}{2} (P_{\ell j}^* - \gamma^* P_{\ell j,\gamma}^* - a^* P_{\ell j,a}^*) (\delta_{jx} k_1 M_{k_1-1,k_2,k_3}^* + \delta_{jy} k_2 M_{k_1,k_2-1,k_3}^* + \delta_{jz} k_3 M_{k_1,k_2,k_3-1}^*) \right], \quad (\text{D16})$$

$$\mathcal{B}_{k_1,k_2,k_3}^{(\ell)} = -\frac{\partial}{\partial T} M_{k_1+\delta_{\ell x},k_2+\delta_{\ell y},k_3+\delta_{\ell z}} + \frac{1}{\rho} \frac{\partial P_{\ell j}^{(0)}}{\partial T} (\delta_{jx} k_1 M_{k_1-1,k_2,k_3} + \delta_{jy} k_2 M_{k_1,k_2-1,k_3} + \delta_{jz} k_3 M_{k_1,k_2,k_3-1}) \\ = -n \left(\frac{2T}{m}\right)^{\frac{k+1}{2}} \left[\frac{1}{2T} (k+1 - \gamma^* \partial_{\gamma^*} - a^* \partial_{a^*}) M_{k_1+\delta_{\ell x},k_2+\delta_{\ell y},k_3+\delta_{\ell z}}^* \right. \\ \left. - \frac{1}{2T} \left(P_{\ell j}^* - \frac{1}{2} \gamma^* P_{\ell j,\gamma}^* - \frac{1}{2} a^* P_{\ell j,a}^* \right) (\delta_{jx} k_1 M_{k_1-1,k_2,k_3}^* + \delta_{jy} k_2 M_{k_1,k_2-1,k_3}^* \right. \\ \left. + \delta_{jz} k_3 M_{k_1,k_2,k_3-1}^*) \right], \quad (\text{D17})$$

$$\begin{aligned}
C_{k_1, k_2, k_3}^{(j\ell)} &= -\delta_{j\ell} \left(1 - n \frac{\partial}{\partial n} \right) M_{k_1, k_2, k_3} + \frac{2}{dn} \left(P_{j\ell}^{(0)} - a\eta_{xyj\ell} \right) \frac{\partial}{\partial T} M_{k_1, k_2, k_3} \\
&\quad - M_{k_1, k_2, k_3} (\delta_{jx} \delta_{\ell x} k_1 + \delta_{jy} \delta_{\ell y} k_2 + \delta_{jz} \delta_{\ell z} k_3) \\
&\quad - k_1 \delta_{jx} (\delta_{\ell y} M_{k_1-1, k_2+1, k_3} + \delta_{\ell z} M_{k_1-1, k_2, k_3+1}) \\
&\quad - k_2 \delta_{jy} (\delta_{\ell x} M_{k_1+1, k_2-1, k_3} + \delta_{\ell z} M_{k_1, k_2-1, k_3+1}) \\
&\quad - k_3 \delta_{jz} (\delta_{\ell x} M_{k_1+1, k_2, k_3-1} + \delta_{\ell y} M_{k_1, k_2+1, k_3-1}) \\
&= -n \left(\frac{2T}{m} \right)^{k/2} \left[\delta_{j\ell} (\gamma^* M_{k_1, k_2, k_3, \gamma}^* + a^* M_{k_1, k_2, k_3, a}^*) - \frac{1}{dnT} (P_{j\ell}^{(0)} - a\eta_{xyj\ell}) \right. \\
&\quad \times (k M_{k_1, k_2, k_3}^* - \gamma^* M_{k_1, k_2, k_3, \gamma}^* - a^* M_{k_1, k_2, k_3, a}^*) + M_{k_1, k_2, k_3}^* (\delta_{jx} \delta_{\ell x} k_1 + \delta_{jy} \delta_{\ell y} k_2 + \delta_{jz} \delta_{\ell z} k_3) \\
&\quad + k_1 \delta_{jx} (\delta_{\ell y} M_{k_1-1, k_2+1, k_3}^* + \delta_{\ell z} M_{k_1-1, k_2, k_3+1}^*) + k_2 \delta_{jy} (\delta_{\ell x} M_{k_1+1, k_2-1, k_3}^* + \delta_{\ell z} \\
&\quad \times M_{k_1, k_2-1, k_3+1}^*) + k_3 \delta_{jz} (\delta_{\ell x} M_{k_1+1, k_2, k_3-1}^* + \delta_{\ell y} M_{k_1, k_2+1, k_3-1}^*) \left. \right].
\end{aligned} \tag{D18}$$

Here, M_{k_1, k_2, k_3}^* are the reduced moments of the distribution $f^{(0)}$ defined by Eq. (C4). They depend on n and T through their dependence on γ^* and a^* . In the steady state, M_{k_1, k_2, k_3}^* is given by Eq. (C4) while the derivatives $M_{k_1, k_2, k_3, \gamma}^*$ and $M_{k_1, k_2, k_3, a}^*$ can be obtained by following the procedure described in appendix A.

The solution to Eqs. (D7)–(D9) can be written as

$$\begin{aligned}
A_{k_1, k_2, k_3}^{(i)} &= (\nu\beta)^{-1} \sum_{q=0}^{k_1} \frac{k_1!}{(k_1 - q)!} (-\tilde{a})^q \left(1 + k\tilde{\xi} \right)^{-(1+q)} \\
&\quad \times \left(\mathcal{A}_{k_1-q, k_2+q, k_3}^{(i)} - \omega_n B_{k_1-q, k_2+q, k_3}^{(i)} \right),
\end{aligned} \tag{D19}$$

$$\begin{aligned}
B_{k_1, k_2, k_3}^{(i)} &= (\nu\beta)^{-1} \sum_{q=0}^{k_1} \frac{k_1!}{(k_1 - q)!} (-\tilde{a})^q \\
&\quad \times \left(1 + \tilde{\omega}_T + k\tilde{\xi} \right)^{-(1+q)} \mathcal{B}_{k_1-q, k_2+q, k_3}^{(i)},
\end{aligned} \tag{D20}$$

$$\begin{aligned}
C_{k_1, k_2, k_3}^{(j\ell)} &= (\nu\beta)^{-1} \sum_{q=0}^{k_1} \frac{k_1!}{(k_1 - q)!} (-\tilde{a})^q \\
&\quad \times \left(1 - \tilde{\gamma} + k\tilde{\xi} \right)^{-(1+q)} \left[C_{k_1-q, k_2+q, k_3}^{(j\ell)} \right. \\
&\quad + a \delta_{jy} C_{k_1-q, k_2+q, k_3}^{(x\ell)} - \frac{1}{2} n \left(\frac{2T}{m} \right)^{k/2} \zeta_{u, j\ell} \\
&\quad \times \left. \left(\gamma^* M_{k_1-q, k_2+q, k_3, \gamma}^* + a^* M_{k_1-q, k_2+q, k_3, a}^* \right) \right],
\end{aligned} \tag{D21}$$

where $\tilde{\omega}_T \equiv \omega_T/(\nu\beta)$. In Eqs. (D19)–(D21), we recall that in the steady state the parameter $\tilde{\xi} = \chi$ is given by Eq. (30), and $\gamma^* = \beta\chi - \frac{1}{2}\zeta_0^*$. The expressions of the generalized transport coefficients κ_{ij} , μ_{ij} and $\eta_{ijk\ell}$ can be obtained from Eqs. (D19)–(D21).

-
- [1] M. E. Möbius, B. E. Lauderale, S. R. Nagel, and H. M. Jaeger, *Nature (London)* **414**, 270 (2001).
 - [2] M. A. Naylor, M. R. Swift, and P. J. King, *Phys. Rev. E* **68**, 012301 (2003).
 - [3] P. Sánchez, M. R. Swift, and P. J. King, *Phys. Rev. Lett.* **93**, 184302 (2004).
 - [4] J. J. Wylie, Q. Zhang, H. Xu, and X. X. Sun, *Europhys. Lett.* **81**, 54001 (2008).
 - [5] C. P. Clement, H. A. Pacheco-Martínez, M. R. Swift, and P. J. King, *Europhys. Lett.* **91**, 54001 (2010).
 - [6] J. C. Pastenes, J. C. Géminard, and F. Melo, *Phys. Rev. E* **89**, 062205 (2014).
 - [7] See for instance, D. L. Koch, *Phys. Fluids A* **2**, 1711 (1990); D. Gidaspow, *Multiphase Flow and Fluidization* (Academic Press, San Diego, CA, 1994); D. L. Koch and A. S. Sangani, *J. Fluid Mech.* **400**, 229 (1999).
 - [8] C. Heussinger C, *Phys. Rev. E* **88**, 050201 (R) (2013).
 - [9] R. Seto R, R. Mari, J. F. Morris, and M. D. Denn, *Phys. Rev. Lett.* **111**, 218301 (2013).
 - [10] T. Wang T, M. Grob, A. Zippelius, and M. Spertl, *Phys. Rev. E* **89**, 042209 (2014).
 - [11] R. Mari, R. Seto, J. F. Morris and M. M. Denn, *Phys. Rev. E* **91**, 052302 (2015).
 - [12] V. Garzó, S. Tanneti, S. Subramaniam, and C. M. Hrenya, *J. Fluid Mech.* **712**, 129 (2012).
 - [13] H-K. Tsao and D. L. Koch, *J. Fluid Mech.* **296**, 211 (1995).
 - [14] A. S. Sangani, G. Mo, H-K. Tsao, and D. L. Koch, *J. Fluid Mech.* **313**, 309 (1996).
 - [15] M. G. Chamorro, F. Vega Reyes, and V. Garzó, *Phys. Rev. E* **92**, 052205 (2015).
 - [16] V. Garzó and A. Santos A, *Kinetic Theory of Gases*

- in Shear Flows. Nonlinear Transport* (Kluwer Academic, Dordrecht, 2003).
- [17] C. S. Campbell, *Annu. Rev. Fluid Mech.* **22**, 57 (1990).
 - [18] I. Goldhirsch, *Annu. Rev. Fluid Mech.* **35**, 267 (2003).
 - [19] J. J. Lutsko, *Phys. Rev. E* **73**, 021302 (2006).
 - [20] V. Garzó, *Phys. Rev. E* **73**, 021304 (2006).
 - [21] N. Brilliantov and T. Pöschel, *Kinetic Theory of Granular Gases* (Oxford University Press, Oxford, 2004).
 - [22] A. Puglisi, *Transport and fluctuations in granular fluids. From Boltzmann equation to hydrodynamics, diffusion and motor effects* (Springer, Heidelberg, 2015).
 - [23] S. Chapman and T. G. Cowling, *The Mathematical Theory of Nonuniform Gases* (Cambridge University Press, Cambridge, 1970).
 - [24] H. Grad, *Commun. Pure Appl. Math.* **2**, 331 (1949).
 - [25] D. L. Koch, *Phys. Fluids A* **2**, 1711 (1990).
 - [26] D. L. Koch and A. S. Sangani, *J. Fluid Mech.* **400**, 229 (1999).
 - [27] J. J. Wylie, D. L. Koch, and J. C. Ladd, *J. Fluid Mech.* **480**, 95 (2003).
 - [28] J. W. Dufty, A. Santos, J. J. Brey, and R. Rodríguez, *Phys. Rev. A* **33**, 459 (1986).
 - [29] V. Garzó, *Phys. Rev. E* **66**, 0210308 (2002).
 - [30] V. Garzó, *J. Phys. A: Math. Theor.* **40**, 10729 (2007).
 - [31] M. Lee and J. W. Dufty, *Phys. Rev. E* **56**, 1733 (1997).
 - [32] V. Garzó, W. D. Fullmer, C. M. Hrenya, and X. Yin, *Phys. Rev. E* **93**, 012905 (2016).
 - [33] M. I. García de Soria, P. Maynar, and E. Trizac, *Phys. Rev. E* **87**, 022201 (2013).
 - [34] V. Garzó, M. G. Chamorro, and F. Vega Reyes, *Phys. Rev. E* **87**, 032201 (2013).
 - [35] A. V. Bobylev, J. A. Carrillo, and I. Gamba, *J. Stat. Phys.* **98**, 743 (2000).
 - [36] E. Ben-Naim and P. L. Krapivsky, *Phys. Rev. E* **61**, R5 (2000).
 - [37] M. Ernst and R. Brito, *J. Stat. Phys.* **109**, 407 (2002).
 - [38] J. J. Brey, J. W. Dufty, and A. Santos, *J. Stat. Phys.* **97**, 281 (1999).
 - [39] As noted in Ref. [20], the original kinetic model proposed in Ref. [38] employed the exact local homogeneous cooling state instead of the (local) equilibrium distribution function f_M . On the other hand, given that the latter distribution is an excellent approximation to the former one in the region of thermal velocities, it is expected that the use of f_M provides reliable results for transport around USF.
 - [40] A. Astillero and A. Santos, *Phys. Rev. E* **72**, 031309 (2005).
 - [41] J. J. Brey, J. W. Dufty, C. S. Kim, and A. Santos, *Phys. Rev. E* **58**, 4638 (1998).
 - [42] V. Garzó and J. W. Dufty, *Phys. Rev. E* **59**, 5895 (1999).
 - [43] N. Khalil and V. Garzó, *Phys. Rev. E* **88**, 052201 (2013).