

Efficient Policy Learning

Susan Athey
athey@stanford.edu

Stefan Wager
swager@stanford.edu

Draft version October 2021

Abstract

In many areas, practitioners seek to use observational data to learn a treatment assignment policy that satisfies application-specific constraints, such as budget, fairness, simplicity, or other functional form constraints. For example, policies may be restricted to take the form of decision trees based on a limited set of easily observable individual characteristics. We propose a new approach to this problem motivated by the theory of semiparametrically efficient estimation. Our method can be used to optimize either binary treatments or infinitesimal nudges to continuous treatments, and can leverage observational data where causal effects are identified using a variety of strategies, including selection on observables and instrumental variables. Given a doubly robust estimator of the causal effect of assigning everyone to treatment, we develop an algorithm for choosing whom to treat, and establish strong guarantees for the asymptotic utilitarian regret of the resulting policy.

Keywords: double robustness, empirical welfare maximization, minimax regret, semiparametric efficiency.

1 Introduction

The problem of learning treatment assignment policies, or mappings from individual characteristics to treatment assignments, is ubiquitous in applied economics and statistics. It arises, for example, in medicine when a doctor must decide which patients to refer for a risky surgery; in marketing when a company needs to choose which customers to send targeted offers to; and in government and policy settings, when assigning students to educational programs or inspectors to buildings and restaurants.

The treatment assignment problem rarely arises in an unconstrained environment. Treatments are often expensive, and so a policy may need to respect budget constraints. Policies may need to be implemented in environments characterized by human or machine constraints; for example, emergency medical professionals or police officers may need to implement decision policies in the field, where a simple decision tree might be used. For internet or mobile services, algorithms may need to determine the set of information displayed to a

We are grateful for helpful conversations with colleagues including Victor Chernozhukov, David Hirshberg, Guido Imbens, Michael Kosorok, Alexander Luedtke, Eric Mbakop, Whitney Newey, Xinkun Nie, Alexander Rakhlin, James Robins, Max Tabord-Meehan and Zhengyuan Zhou, and for feedback from seminar participants at a variety of universities and workshops. We also thank Guido Imbens for sharing the California GAIN dataset with us. Generous financial support was provided by the Sloan Foundation, by the Office of Naval Research grant N00014-17-1-2131, and a Facebook Faculty Award.

user very quickly, and a simple lookup table may decrease the time it takes to respond to a user’s request. Fairness constraints may require a treatment assignment policy to depend only on particular types of covariates (for example, test scores or income), even when other covariates are observed.

This paper is about using observational data to learn policies that respect the types of constraints outlined above. The existing literature on policy learning has mostly focused on setting where we want to optimize allocation of a binary treatment using data from a randomized trial, or from a study with a known, random treatment assignment policy. In many problems, however, one may need to leverage richer forms of observational data to learn treatment assignment rules. For example, if we want to learn whom to prescribe a drug to based on data from a clinical trial, we need to have methods that deal with non-compliance and resulting endogenous treatment assignments.¹ Or, if we are interested in offering some customers discounts, then we need methods that let us study interventions to continuous variables (e.g., price) rather than just discrete ones. The goal of this paper is to develop methods for policy learning that don’t just work in randomized trials (or related settings), but can instead work with a rich variety of observational designs.

Formally, we study the problem where we have access to observational data and want to use it to learn a policy that maps a subject’s characteristics $X_i \in \mathcal{X}$ to a binary decision, $\pi : \mathcal{X} \rightarrow \{0, 1\}$. The practitioner has also specified a class Π that encodes problem-specific constraints pertaining to budget, functional form, fairness, etc., and requires that our learned policy $\hat{\pi}$ satisfies these constraints, $\hat{\pi} \in \Pi$. Then, following [Manski \(2004, 2009\)](#) and, more recently, [Hirano and Porter \(2009\)](#), [Kitagawa and Tetenov \(2018\)](#) and [Stoye \(2009, 2012\)](#), we seek guarantees on the regret $R(\hat{\pi})$, i.e., the difference between the expected utility from deploying the learned policy $\hat{\pi}$ and the best utility that could be achieved from deploying any policy in the class Π .

Our paper builds on a rich literature at the intersection of econometrics, statistics and computer science on learning structured treatment assignment rules, including [Kitagawa and Tetenov \(2018\)](#), [Swaminathan and Joachims \(2015\)](#) and [Zhao, Zeng, Rush, and Kosorok \(2012\)](#). Most closely related to us, [Kitagawa and Tetenov \(2018\)](#) study a special case of our problem where treatments are binary and exogenous with known assignment probabilities, and show that an algorithm based on inverse-probability weighting achieves regret that depends optimally on the sample size and the complexity of the policy class Π .²

Here, we develop a new family of algorithms that achieve regret guarantees with optimal dependence on sample size and on Π , but under considerable more generality on the sampling design. We consider both the classical case where we want to optimize a binary treatment, and a related setting where we want to optimize infinitesimal nudges to a continuous treatment (e.g., a price). Moreover, our approach can leverage observational data where the treatment assignment mechanism may either be exogenous with unknown assignment probabilities, or endogenous, in which case we require an instrument.

Our approach starts from recent unifying results of [Chernozhukov, Escanciano, Ichimura, Newey, and Robins \(2018b\)](#) on semiparametrically efficient estimation. As discussed in more detail in Section 2, [Chernozhukov et al. \(2018b\)](#) show that in many problems of interest, we

¹If we believed that compliance patterns when we deploy our policy would be similar to those in the clinical trial, then an intent-to-treat analysis may be a reasonable way to side-step endogeneity concerns. However, if we suspect that compliance patterns may change (e.g., if patients may be more likely to adhere to a treatment regime prescribed by their doctor than one randomly assigned in a clinical trial), then using an analysis that disambiguates received treatment from assigned treatment is necessary.

²[Kitagawa and Tetenov \(2018\)](#) also consider the case where treatment assignment probabilities are unknown; in this case, however, their method no longer achieves optimal dependence on the sample size.

can construct efficient estimates of average-treatment-effect-like parameters τ as

$$\hat{\tau} = \frac{1}{n} \sum_{i=1}^n \hat{\Gamma}_i, \quad (1)$$

where $\hat{\Gamma}_i$ is an appropriate doubly robust score for the intervention of interest. This approach can be used to estimate the average effect of a binary treatment, the average derivative of a continuous treatment, or other related estimands.

In this paper we find that, whenever one can estimate the average utility of treating everyone using an estimator of the type (1) built via the doubly robust construction of Chernozhukov et al. (2018b), we can also efficiently learn whom to target with the intervention via a simple procedure: Given a policy class Π , we propose using the treatment assignment rule $\hat{\pi}$ that solves

$$\hat{\pi} = \operatorname{argmax} \left\{ \frac{1}{n} \sum_{i=1}^n (2\pi(X_i) - 1) \hat{\Gamma}_i : \pi \in \Pi \right\}, \quad (2)$$

where $\hat{\Gamma}_i$ are the same doubly robust scores as used in (1). Our main result is that, under regularity conditions, the resulting policies $\hat{\pi}$ have regret $R(\hat{\pi})$ bounded on the order of $\sqrt{\text{VC}(\Pi)/n}$ with high probability. Here, $\text{VC}(\Pi)$ is the Vapnik-Chervonenkis dimension of the class Π and n is the sample size. We also highlight how the constants in this bound depend on fundamental quantities from the semiparametric efficiency literature.

Our proof combines results from semiparametrics with carefully tailored analysis tools that build on classical ideas from empirical process theory. The reason we obtain strong guarantees for the approach (2) is closely tied to robustness properties of the estimator (1). In the setting where we only want to estimate a single average effect parameter, it is well known that non-doubly robust estimators can also be semiparametrically efficient (Hirano, Imbens, and Ridder, 2003). Here, however, we need convergence results that are strong enough to withstand optimization over the whole class Π . The fact that doubly robust estimators are fit for this task is closely to their ability to achieve semiparametric efficiency under general conditions, even if nuisance components are estimated via black-box machine learning methods for which we can only guarantee fast enough convergence in mean-squared error (Chernozhukov et al., 2018a; van der Laan and Rose, 2011).

We spell out our general framework in Section 2. For intuition, however, it is helpful to first consider this approach in simplest case where we want to study the effect of a binary treatment $W_i \in \{0, 1\}$ on an outcome $Y_i \in \mathbb{R}$ interpreted as a utility and are willing to assume selection on observables: We have potential outcomes $\{Y_i(0), Y_i(1)\}$ such that $Y_i = Y_i(W_i)$ and $\{Y_i(0), Y_i(1)\} \perp\!\!\!\perp W_i \mid X_i$ (Imbens and Rubin, 2015). Then, the utilitarian regret of deploying a policy $\hat{\pi} \in \Pi$ is (Manski, 2009)

$$R(\pi) = \max \{ \mathbb{E} [Y_i(\pi(X_i))] : \pi \in \Pi \} - \mathbb{E} [Y_i(\hat{\pi}(X_i))], \quad (3)$$

and we can construct our estimator (2) using the well known augmented inverse-propensity weighted scores of Robins, Rotnitzky, and Zhao (1994, 1995),

$$\begin{aligned} \hat{\Gamma}_i &= \hat{\mu}_{(1)}(X_i) - \hat{\mu}_{(0)}(X_i) + \frac{W_i - \hat{e}(X_i)}{\hat{e}(X_i)(1 - \hat{e}(X_i))} (Y_i - \hat{\mu}_{(W_i)}(X_i)), \\ e(x) &= \mathbb{P} [W_i \mid X_i = x], \quad \mu_{(w)} = \mathbb{E} [Y_i(w) \mid X_i = x]. \end{aligned} \quad (4)$$

In this setup, our result implies that—under regularity conditions—the estimator (2) with scores (4) has regret (3) bounded on the order of $\sqrt{\text{VC}(\Pi)/n}$.

Even in this simplest case, our result is considerably stronger than results currently available in the literature. The main result of Kitagawa and Tetenov (2018) is that, if treatment propensities $e(X_i)$ are known, then a variant of inverse-propensity weighted policy learning achieves regret on the order of $\sqrt{\text{VC}(\Pi)/n}$. However, in observational studies where the treatment propensities are unknown, the bounds of Kitagawa and Tetenov (2018) depend on the rate at which we can estimate $e(\cdot)$, and will generally decay slower than $1/\sqrt{n}$. The only other available $1/\sqrt{n}$ -bounds for policy learning in observational studies with a binary treatment that we are aware of are a result of van der Laan, Dudoit, and van der Vaart (2006) for the case where Π consists of a finite set of policies whose cardinality grows with n , and a result of Kallus (2017a) in the special case $\mu_{(w)}(\cdot)$ is assumed to belong to a reproducing kernel Hilbert space. The idea of using doubly robust scores to learn optimal treatment assignment of a binary treatment has been previously discussed in Dudík, Langford, and Li (2011) and Zhang, Tsiatis, Davidian, Zhang, and Laber (2012); however, neither paper provides a regret bounds for this approach.

In the more general case where the observed treatment assignments W_i may be continuous and/or we may need to use instrumental variables to identify causal effects, both the methods and regret bounds provided here are new. By connecting the policy learning problem to the semiparametric efficiency literature, we are able to develop a general framework that applies across a variety of settings.

The rest of the paper proceeds as follows. We discuss related work in more detail below. Next, we formalize the connection between evaluating of a single policy, and optimizing over a set of policies. Section 2.1 spells out how several commonly studied settings map into our framework. Formal results on upper and lower bounds on regret are provided in Sections 3 and 4. In Section 5, we study an empirical application to the problem of assigning individuals to a training program in California, and we conduct a simulation study to illustrate the application to settings with instrumental variables.

1.1 Related Work

The literature on optimal treatment allocation has been rapidly expanding across several fields. In the econometrics literature, the program of learning regret-optimal treatment rules was started by Manski (2004, 2009). One line of work considers the case where the policy class is unrestricted, and the optimal treatment assignment rule simply depends on the sign of the conditional average treatment effect for each individual unit. In this setting, Hirano and Porter (2009) show that when $1/\sqrt{n}$ -rate estimation of the conditional average treatment effect function is possible, then treatment assignment rules obtained by thresholding an efficient estimate of the conditional average treatment effect are asymptotically minimax-optimal. Meanwhile, Stoye (2009) derives finite sample minimax decision rules in a class of problems where both the response surfaces and the policies π may depend arbitrarily on covariates. Further results are given in Armstrong and Shen (2015), Bhattacharya and Dupas (2012), Chamberlain (2011), Dehejia (2005), Kasy (2016), Stoye (2012) and Tetenov (2012).

Building on this line of work, Kitagawa and Tetenov (2018) study policy learning in a non-parametric setting where the learned policy $\hat{\pi}$ is constrained to belong to a structured class Π and show that, in this case, we can obtain regret bounds relative to the best policy in Π that scale with the complexity of the class Π . A key insight from Kitagawa and

Tetenov (2018) is that, when propensity scores are known and Π has finite VC dimension, it is possible to get $1/\sqrt{n}$ -rate regret bounds for policy learning over a class Π even if the conditional average treatment effect function itself cannot be estimated at a $1/\sqrt{n}$ -rate; in other words, we can reliably find a nearly best-in-class policy without needing to accurately estimate a model that describes all causal effects. As discussed above, our paper builds on this work by considering rate-optimal regret bounds for best-in-class policy learning in observational studies where propensity scores are unknown and treatment assignment may be endogenous, etc.

One difference between our results and those of Kitagawa and Tetenov (2018) is that the latter provide finite sample regret bounds, whereas our results are asymptotic in the sample size n . The reason for this is that our bounds rely on results from the literature on semiparametric estimation (Bickel, Klaassen, Ritov, and Wellner, 1998; Chernozhukov, Escanciano, Ichimura, Newey, and Robins, 2018b; Chen, Hong, and Tarozi, 2008; Hahn, 1998; Newey, 1994; Robins and Rotnitzky, 1995), which themselves are asymptotic. Recently, Armstrong and Kolesár (2017) showed that, in a class of average treatment effect estimation problems, finite sample conditionally minimax linear estimators are asymptotically efficient, thus providing a connection between desirable finite sample guarantees and asymptotic optimality. It would be interesting to examine whether similar connections are possible in the policy learning case.

Policy learning from observational data has also been considered in parallel literatures developed in both statistics (Chen, Zeng, and Kosorok, 2016; Luedtke and van der Laan, 2016a,b; Luedtke and Chambaz, 2017; Qian and Murphy, 2011; Zhang, Tsiatis, Davidian, Zhang, and Laber, 2012; Zhao, Zeng, Rush, and Kosorok, 2012; Zhou, Mayer-Hamblett, Khan, and Kosorok, 2017) and machine learning (Beygelzimer and Langford, 2009; Dudík, Langford, and Li, 2011; Kallus, 2017a,b; Swaminathan and Joachims, 2015). Two driving themes behind these literatures are the development of performant algorithms for solving the empirical maximization problems (and relaxations thereof) that underlie policy learning, and the use of doubly robust objectives for improved practical performance. Kallus (2017a), Swaminathan and Joachims (2015), Zhao et al. (2012) and Zhou et al. (2017) also prove regret bounds for their methods; however, they do not achieve a $1/\sqrt{n}$ sample dependence, with the exception of Kallus (2017a) in the special case of the reproducing kernel Hilbert space setting described above. Finally, Luedtke and Chambaz (2017) propose a class of regret bounds that decay faster than $1/\sqrt{n}$ by exploiting non-uniform asymptotics; see Section 4 for a further discussion.

The problem of optimal treatment allocation can also be seen as a special case as the broader problem of optimal data-driven decision making. From this perspective, our result is related to the work of Ban and Rudin (2018) and Bertsimas and Kallus (2014), who study data-driven rules for optimal inventory management. Much like in our case, they advocate learning with a loss function that is directly tied to a utility-based criterion.

Another relevant line of work studies the online “contextual bandit” setup where a practitioner seeks to learn a decision rule while actively making treatment allocation decisions for incoming subjects (e.g., Agarwal, Hsu, Kale, Langford, Li, and Schapire, 2014; Auer, Cesa-Bianchi, Freund, and Schapire, 2002; Bastani and Bayati, 2015; Dimakopoulou, Athey, and Imbens, 2017; Lai and Robbins, 1985; Perchet and Rigollet, 2013; Rakhlin and Sridharan, 2016). Despite aiming for a similar goal, the contextual bandit problem is quite different from ours: On one hand, it is harder because of an exploration/exploitation trade-off that arises in sequential trials; on the other hand, it is easier, because the experimenter has perfect control over the treatment assignment mechanism at each step of the procedure.

Finally, we also note a growing literature on estimating conditional average treatment effects (Athey and Imbens, 2016; Wager and Athey, 2018; Athey, Tibshirani, and Wager, 2018; Chen, 2007; Künzel, Sekhon, Bickel, and Yu, 2017; Nie and Wager, 2017). Although the goal is similar to that of learning optimal treatment assignment rules, the specific results themselves differ; they focus on squared-error loss rather than utilitarian regret.

2 From Efficient Policy Evaluation to Learning

Our goal is to learn a policy $\pi \in \Pi$ that maps a subject’s features $X_i \in \mathcal{X}$ to a treatment decision: $\pi : \mathcal{X} \rightarrow \{0, 1\}$. In order to do so, we assume that we have independent and identically distributed samples (X_i, Y_i, W_i, Z_i) , where $Y_i \in \mathbb{R}$ is the outcome we want to intervene on, W_i is the observed treatment assignment, and Z_i is an (optional) instrument used for identifying causal effects. In cases where W_i is exogenous, we simply take $Z_i = W_i$. Throughout our analysis, we interpret Y_i as the utility resulting from our intervention on the i -th sample, e.g., Y_i could measure the benefit accrued by a subject minus any cost of treatment. We then seek policies that make the expected value of Y_i large.

We define the causal effect of the intervention $\pi(\cdot)$ in terms of the potential outcomes model (Neyman, 1923; Rubin, 1974), whereby the $\{Y_i(w)\}$ correspond to utilities we would have observed for the i -th sample had the treatment been set to $W_i = w$, and $Y_i = Y_i(W_i)$. When instruments are present, we always assume that the exclusion restriction holds so that this notation is well specified. We consider both examples with a binary treatment $W_i \in \{0, 1\}$ and with a continuous treatment $W_i \in \mathbb{R}$.

In the case where W_i is binary, we follow the existing literature (Hirano and Porter, 2009; Kitagawa and Tetenov, 2018; Manski, 2004; Stoye, 2009), and study interventions that directly specify the treatment level. In this case, the utility of deploying a policy $\pi(\cdot)$ relative to treating no one is (Manski, 2009)

$$V(\pi) = \mathbb{E} [Y_i(\pi(X_i)) - Y_i(0)], \quad (5)$$

and the corresponding policy regret relative to the best possible policy in the class Π is

$$R(\pi) = \max \{V(\pi') : \pi' \in \Pi\} - V(\pi). \quad (6)$$

As discussed in the introduction, in this binary setting, Kitagawa and Tetenov (2018) show that if W_i is exogenous with known treatment propensities, then we can use inverse-propensity weighting to derive a policy $\hat{\pi}$ whose regret $R(\hat{\pi})$ decays as $1/\sqrt{n}$, with

$$\hat{\pi}_{IPW} = \operatorname{argmax} \left\{ \frac{1}{n} \sum_{i=1}^n \frac{1(\{W_i = \pi(X_i)\}) Y_i}{\mathbb{P}[W_i = \pi(X_i) | X_i]} : \pi \in \Pi \right\}. \quad (7)$$

Here, we develop methods that can also be used in observational studies where treatment propensities may be unknown, and where we may need to use instrumental variables to identify $V(\pi)$ from (5).

Meanwhile, when W_i is continuous, we study infinitesimal interventions on the treatment level motivated by the work of Powell, Stock, and Stoker (1989). We define the utility of such an infinitesimal intervention as

$$V(\pi) = \frac{d}{d\nu} \mathbb{E} [Y_i(W_i + \nu\pi(X_i)) - Y_i(W_i)], \quad (8)$$

and then define regret in terms of $V(\pi)$ as in (6). One interesting conceptual difference that arises in this case is that, now, our interventions $\pi(X_i) \in \{0, 1\}$ and observed treatment assignments $W_i \in \mathbb{R}$ take values in different spaces. For example, in an example where we want to target some customers with personalized discounts, we may have access to past prices W_i that take on a continuum of values, but are considering a new class of policies that only allow us to make a binary decision $\pi(X_i) \in \{0, 1\}$ on whether to offer customers a small discount or not. The fact that we can still learn low-regret policies via the simple strategy (2) even when these two spaces are decoupled highlights the richness of the policy learning problem.³

With both binary and continuous treatments, the regret of a policy π can be written in terms of a conditional average treatment effect function,

$$\tau(x) = \mathbb{E} [Y_i(1) - Y_i(0) \mid X = x] \quad \text{or} \quad \tau(x) = \frac{d}{d\nu} \mathbb{E} [Y_i(W_i + \nu) \mid X = x], \quad (9)$$

such that $V(\pi) = \mathbb{E} [\pi(X)\tau(X)]$ and regret $R(\pi)$ is as in (6). Our analysis pertains to any setup with a regret function $R(\pi)$ that admits such a representation.

Given these preliminaries, recall that our goal is to learn low regret policies, i.e., to use observational data to derive a policy $\hat{\pi} \in \Pi$ with a guarantee that $R(\hat{\pi}) = \mathcal{O}_P(1/\sqrt{n})$. In order to do so, we need to make assumptions on the observational data generation distribution that allow for identification and adequate estimation of $V(\pi)$, and also control the size of Π in a way that makes emulating the best-in-class policy a realistic objective. The following two subsections outline these required conditions; our main result is then stated in Section 2.3.

2.1 Identifying and Estimating Causal Effects

In order to learn a good policy $\hat{\pi}$, we first need to be able to evaluate $V(\pi)$ for any specific policy π . Our main assumption, following Chernozhukov, Escanciano, Ichimura, Newey, and Robins (2018b), is that we can construct a doubly robust score for the average treatment effect $\theta = \mathbb{E} [\tau(X)]$. At the end of this section we discuss how this approach applies to three important examples, and refer the reader to Chernozhukov et al. (2018b) for a more general discussion of when such doubly robust scores exist.

Assumption 1. Write $m(x, w) = \mathbb{E} [Y(w) \mid X = x] \in \mathcal{M}$ for the counterfactual response surface and suppose that the induced conditional average treatment effect function $\tau_m(x)$ is linear in m . Suppose moreover that we can define regret in terms of this τ -function as in (6) with $V(\pi) = \mathbb{E} [(2\pi(X) - 1)\tau_m(X)]$. We assume that there exists a weighting function $g(x, z)$ that identifies this τ -function,

$$\mathbb{E} [\tau_m(X_i) - g(X_i, Z_i)\tilde{m}(X_i, W_i) \mid X_i] = 0, \quad (10)$$

for any counterfactual response surface $\tilde{m}(x, w) \in \mathcal{M}$.

Given this setup, Chernozhukov et al. (2018b) propose first estimating $g(\cdot)$ and $m(\cdot)$, and then consider

$$\hat{\theta} = \frac{1}{n} \sum_{i=1}^n \hat{\Gamma}_i, \quad \hat{\Gamma}_i = \tau_{\hat{m}}(X_i) + \hat{g}(X_i, Z_i) (Y_i - \hat{m}(X_i, W_i)). \quad (11)$$

³Another interesting question one could ask is how best to optimize the assignment of W_i globally rather than locally (i.e., the case where we can set the treatment level w to an arbitrary level, rather than simply nudge the pre-existing levels of W_i). This question would require different formal tools, however, as the results developed in this paper only apply to binary decisions.

They show that this estimator is \sqrt{n} -consistent and asymptotically unbiased Gaussian for θ , provided that the nuisance estimates $\hat{g}(\cdot)$ and $\hat{m}(\cdot)$ converge sufficiently fast and that we use cross-fitting (Chernozhukov et al., 2018a; Schick, 1986). This estimator is also semiparametrically efficient under general conditions (Newey, 1994).⁴

Here, we also start with the doubly robust scores $\hat{\Gamma}_i$ in (11); however, instead of using them for simply estimating θ , we use them for policy learning by plugging them into (2). Our main result will establish that we can get strong regret bounds for learning policies under conditions that are similar to those used by Chernozhukov et al. (2018b) to show asymptotic normality of (11) and, more broadly, that build on assumptions often made in the literature on semiparametric efficiency (Bickel, Klaassen, Ritov, and Wellner, 1998; Chen, Hong, and Tarozzi, 2008; Hahn, 1998; Newey, 1994; Robins and Rotnitzky, 1995).

As in the recent work of Chernozhukov et al. (2018a) on double machine learning or that of van der Laan and Rose (2011) on targeted learning, we take an agnostic view on how the nuisance estimates $\hat{g}(\cdot)$ and $\hat{m}(\cdot)$ are obtained, and simply impose high level conditions on their rates of convergence. In applications, this allows practitioners to try several different machine learning methods for each component, or potentially combinations thereof (van der Laan, Polley, and Hubbard, 2007), and then use cross validation to pick the best method. For completeness, we allow problem specific quantities to change with the sample size n , and track this dependence with a subscript, e.g., $m_n(x, w) = \mathbb{E}_n[Y(w) | X = x]$, etc. Given sufficient regularity, we can construct estimators that satisfy the rate condition (13) via sieve-based methods (Chen, 2007; Negahban, Ravikumar, Wainwright, and Yu, 2012) or kernel regression (Caponnetto and De Vito, 2007; Mendelson and Neeman, 2010).

Assumption 2. In the setting of Assumption 1, assume that $\mathbb{E}_n[m_n^2(X, W)]$, $\mathbb{E}_n[\tau_{m_n}^2(X)] < \infty$ and $\mathbb{E}[g_n^2(X, W)] < \infty$ for all $n = 1, 2, \dots$. Moreover, we assume that we have access to uniformly consistent estimators of these nuisance components,

$$\begin{aligned} \sup_{x, w} \{|\hat{m}_n(x, w) - m_n(x, w)|\}, \sup_x \{|\tau_{\hat{m}_n}(x) - \tau_{m_n}(x)|\} &\rightarrow_p 0, \\ \sup_{x, z} \{|\hat{g}_n(x, z) - g_n(x, z)|\} &\rightarrow_p 0, \end{aligned} \tag{12}$$

whose L_2 errors decay as follows, for some $0 < \zeta_m, \zeta_e < 1$ with $\zeta_m + \zeta_e \geq 1$ and some $a(n) \rightarrow 0$, where X is taken to be an independent test example drawn from the same distribution as the training data:⁵

$$\begin{aligned} \mathbb{E}[(\hat{m}_n(X, W) - m_n(X, W))^2], \mathbb{E}[(\tau_{\hat{m}_n}(X) - \tau_{m_n}(X))^2] &\leq \frac{a(n)}{n^{\zeta_m}}, \\ \mathbb{E}[(\hat{g}_n(X, Z) - g_n(X, W))^2] &\leq \frac{a(n)}{n^{\zeta_g}}. \end{aligned} \tag{13}$$

We end this section by verifying that Assumption 1 in fact covers several settings of interest, and is closely related to several standard approaches to semiparametric inference.

⁴Our results don't depend on efficiency of (11); rather, we only use \sqrt{n} -consistency. In cases where (11) may not be efficient, our regret bounds still hold verbatim; the only difference being that we can no longer interpret the terms of the form $\mathbb{E}[\Gamma_i^2]$ appearing in the bound as related to the semiparametric efficient variance for θ .

⁵A notable special case of this assumption is when $\zeta_\mu = \zeta_e = 1/2$; this is equivalent to the standard assumption in the semiparametric estimation literature that all nuisance components (i.e., in our case, both the outcome and weighting regressions) are $o(n^{-1/4})$ -consistent in terms of L_2 -error. The weaker requirement (13) reflects the fact that doubly robust treatment effect estimators can trade-off accuracy of the m -model with accuracy of the g -model, provided the product of the error rates is controlled (Farrell, 2015).

In cases with selection on observables we do not need an instrument (or can simply set $Z_i = W_i$), so for simplicity of notation we replace all instances of Z_i with W_i .

Binary treatment with selection on observables. Most existing work on policy learning, including [Kitagawa and Tetenov \(2018\)](#), have focused on the setup where W is binary and unconfounded is unconfounded, i.e., $\{Y_i(0), Y_i(1)\} \perp\!\!\!\perp W_i \mid X_i$. In this case, weighting by the inverse propensity score lets us recover the average treatment effect, i.e., $g(x, w) = (w - e(x))/(e(x)(1 - e(x)))$ with $e(x) = \mathbb{P}[W \mid X = x]$ identifies the conditional average treatment effect $\tau(x) = \mathbb{E}[Y_i(1) - Y_i(0) \mid X_i = x]$ via (10). Moreover, the estimation strategy (11) yields

$$\hat{\theta} = \frac{1}{n} \sum_{i=1}^n \left(\hat{\tau}(X_i) + \frac{W_i - \hat{e}(X_i)}{\hat{e}(X_i)(1 - \hat{e}(X_i))} (Y_i - \hat{\mu}_{(W_i)}(X_i)) \right), \quad (14)$$

and thus recovers augmented inverse propensity weighting ([Robins, Rotnitzky, and Zhao, 1994, 1995](#)).

Continuous treatment with selection on observables. In the case where W_i is continuous and unconfounded $\{Y_i(w)\} \perp\!\!\!\perp W_i \mid X_i$, we can derive a representer $g(\cdot)$ via integration by parts ([Powell, Stock, and Stoker, 1989](#)). Under regularity conditions, the τ -function $\tau(x) = \frac{d}{dw} \mathbb{E}[Y_i(W_i + w) \mid X = x]$ can be identified via (10) using

$$\begin{aligned} \int \int \frac{d}{dw} [m(X, W)]_{w=W} dF_{W|X} dF_X &= \int \int g(X, W) m(X, W) dF_{W|X} dF_X, \\ g(X, W) &= -\frac{d}{dw} [\log(f(w \mid X))]_{w=W}, \end{aligned} \quad (15)$$

where $f(\cdot \mid \cdot)$ denotes the conditional density of W_i given X_i . Although closely related to existing proposals, including one by [Ai and Chen \(2007\)](#), the resulting doubly robust estimator was first derived via the general approach of [Chernozhukov et al. \(2018b\)](#).

Binary, endogenous treatment with binary treatment and instrument. Instead of unconfoundedness, now suppose that Z_i is a valid instrument conditionally on features X_i in the sense of Assumption 2.1 of [Abadie \(2003\)](#). Suppose moreover that treatment effects are homogenous, meaning that the conditional average treatment effect matches the conditional local average treatment effect ([Imbens and Angrist, 1994](#)),⁶

$$\tau(x) = \mathbb{E}[Y(W = 1) - Y(W = 0) \mid X = x] = \frac{\text{Cov}[Y, Z \mid X = x]}{\text{Cov}[W, Z \mid X = x]}. \quad (16)$$

Then we can use a weighting function $g(\cdot)$ defined in terms of the compliance score ([Abadie, 2003; Aronow and Carnegie, 2013](#)),

$$\begin{aligned} g(X_i, Z_i) &= \frac{1}{\Delta(X_i)} \frac{Z_i - z(X_i)}{z(X_i)(1 - z(X_i))}, \quad z(x) = \mathbb{P}[Z_i \mid X_i = x], \\ \Delta(x) &= \mathbb{P}[W \mid Z = 1, X = x] - \mathbb{P}[W \mid Z = 0, X = x], \end{aligned} \quad (17)$$

⁶As discussed above, our notation with potential outcomes $Y_i(W_i)$ that do not involve the instrument Z_i is only meaningful when the exclusion restriction holds.

to identify this τ -function using (10). We note that our formal results all require that $g(\cdot)$ be bounded, which implicitly rules out the case of weak instruments (since if Δ approaches 0, the $g(\cdot)$ -weights blow up).

2.2 Assumptions about the Policy Class

Next, in order to obtain regret bounds that decay as $1/\sqrt{n}$, we need some control over the complexity of the class Π (and again let Π potentially change with n for generality). Here, we achieve this control by assuming that Π_n is a Vapnik-Chervonenkis (VC) class whose dimension does not grow too fast with the sample size n . As is familiar from the literature on classification, we will find that the best possible uniform regret bounds scale as $\sqrt{\text{VC}(\Pi_n)/n}$ (Vapnik, 2000).

Assumption 3. We assume that there is a constant $0 < \beta < 1/2$ and sequence $1 \leq d_n \leq n^\beta$ such that the Vapnik-Chervonenkis of Π_n is bounded by d_n for all $n = 1, 2, \dots$

In order to understand the role of this VC dimension bound in our proof, it is helpful to reformulate it in terms of a bound on the covering number of Π . For any discrete set of points $\{X_1, \dots, X_m\}$ and any $\varepsilon > 0$, define the ε -Hamming covering number $N_H(\varepsilon, \Pi, \{X_1, \dots, X_m\})$ as the smallest number of policies $\pi : \{X_1, \dots, X_m\} \rightarrow \{\pm 1\}$ (not necessarily contained in Π) required to ε -cover Π under Hamming distance,

$$H(\pi_1, \pi_2) = \frac{1}{m} \sum_{j=1}^m \mathbf{1}(\{\pi_1(X_j) \neq \pi_2(X_j)\}). \quad (18)$$

Then, define the ε -Hamming entropy of Π as $\log(N_H(\varepsilon, \Pi))$, where

$$N_H(\varepsilon, \Pi) = \sup \{N_H(\varepsilon, \Pi, \{X_1, \dots, X_m\}) : X_1, \dots, X_m \in \mathcal{X}; m \geq 1\} \quad (19)$$

is the number of functions needed to ε -cover Π under Hamming distance for any discrete set of points. We note that this notion of entropy is purely geometric, and does not depend on the distribution used to generate the X_i .

As argued in Pakes and Pollard (1989), the class Π_n has a finite VC dimension if and only if there is a constant κ_n for which

$$\log(N_H(\varepsilon, \Pi_n)) \leq \kappa_n \log(\varepsilon^{-1}) \quad \text{for all } 0 < \varepsilon < \frac{1}{2}. \quad (20)$$

Moreover, there are simple quantitative bounds for Hamming entropy in terms of the VC dimension: If Π_n is a VC class of dimension d_n , then (Haussler, 1995)

$$\log(N_H(\varepsilon, \Pi_n)) \leq d_n (\log(\varepsilon^{-1}) + \log(2) + 1) + \log(d_n + 1) + 1, \quad (21)$$

meaning that (20) holds with $\kappa_n = 5 \text{VC}(\Pi_n)$ whenever $\text{VC}(\Pi_n) \geq 2$. Conversely, a direct calculation shows that, if (20) holds with κ_n , then Π_n must have VC dimension d_n satisfying $d_n \log(2) \leq \kappa_n \log(d_n)$.

Whenever we invoke Assumption 3 in our proof, we actually work in terms of the complexity bound (20). Sometimes, it may be easier to verify (20) directly, rather than first proving a bound on the VC dimension. For example, if Π is the set of all depth- L decision

trees with $X_i \in \mathbb{R}^p$, we can directly verify that⁷

$$\log(N_H(\varepsilon, \Pi)) = \mathcal{O}(2^L \log(\varepsilon^{-1}) + 2^L \log(p) + L2^L). \quad (22)$$

Then, thanks to the reductions in the previous paragraph, we see that Assumption 3 holds for trees whose depth may grow with samples size as $L_n = \lfloor \beta \log_2(n) \rfloor$ for some $\beta < 1$.

Finally, we note that further high-level constraints on Π_n , e.g., budget constraints or constraints on marginal treatment rates among subgroups, simply reduce the complexity of the policy class Π_n and thus do not interfere with the present assumptions.

2.3 Bounding Asymptotic Regret

We are now ready to state our main result on the asymptotic regret of policy learning using doubly robust scores. Following Chernozhukov et al. (2018a,b) we assume that we run our method with scores obtained via cross-fitting, which is a type of data splitting that can be used to verify asymptotic normality given only high-level conditions on the predictive accuracy of the methods used to estimate nuisance components. In particular, cross-fitting allows for the use of black-box machine learning tools provided we can verify that they are accurate in mean-squared error as in Assumption 2.

We proceed as follows: First divide the data into K evenly-sized folds and, for each fold $k = 1, \dots, K$, run an estimator of our choice on the other $K - 1$ data folds to estimate the functions $m_n(x, w)$ and $g_n(x, z)$; denote the resulting estimates $\hat{m}_n^{(-k)}(x, w)$ and $\hat{g}_n^{(-k)}(x, z)$. Throughout, we will only assume that these nuisance estimates are accurate in the sense of Assumption 2. Then, given these pre-computed values, we choose $\hat{\pi}_n$ by maximizing a doubly robust estimate of $A(\pi) = 2V(\pi) - \mathbb{E}[\tau(X)]$,

$$\begin{aligned} \hat{\pi}_n &= \operatorname{argmax} \left\{ \hat{A}_n(\pi) : \pi \in \Pi_n \right\}, \quad \hat{A}_n(\pi) = \frac{1}{n} \sum_{i=1}^n (2\pi(X_i) - 1) \hat{\Gamma}_i, \\ \hat{\Gamma}_i &= \tau_{\hat{m}_n^{(-k(i))}}(X_i) + \hat{g}_n^{(-k(i))}(X_i, Z_i) \left(Y_i - \hat{m}_n^{(-k(i))}(X_i, W_i) \right), \end{aligned} \quad (23)$$

where $k(i) \in \{1, \dots, K\}$ denotes the fold containing the i -th observation. The K -fold algorithmic structure used in (23) was proposed in an early paper by Schick (1986) as a general purpose tool for efficient estimation in semiparametric models, and has also been used in Robins et al. (2008, 2017), Wager et al. (2016) and Zheng and van der Laan (2011).

To prove the result below, we also assume that the weighting function $g_n(X, Z)$ is bounded uniformly above η for some $\eta > 0$:

$$g_n(x, z) \leq \eta^{-1} \text{ for all } x, z, n. \quad (24)$$

In the case of a binary exogenous treatment, this is equivalent to the “overlap” assumption in the causal inference literature (Imbens and Rubin, 2015), whereby $\eta \leq \mathbb{P}[W = 1 \mid X = x] \leq 1 - \eta$ for all values of x . In our setting, the condition (24) acts as a generalization of the

⁷To establish this result for trees, one can follow Bartlett and Mendelson (2002) and view each tree-leaf as a conjunction of L boolean functions, along with a sign. A simple argument then shows that a library of $4p^2 L 2^L \varepsilon^{-1}$ boolean functions lets us approximate each leaf to within Hamming error $2^{-L} \varepsilon$; and so we can also approximate the tree to within ε Hamming error. The resulting bound on $N_H(\varepsilon, \Pi)$ follows by noting that a full tree has $2^L - 1$ splits, and so can be approximated using $2^L - 1$ of these boolean functions.

overlap assumption (Hirshberg and Wager, 2018). We also define

$$\begin{aligned} S_n &= \mathbb{E} \left[(\tau_{m_n}(X_i) - g_n(X_i, Z_i) (Y_i - m_n(X_i, W_i)))^2 \right], \\ S_n^* &= \inf \{ \text{Var} [(2\pi(X_i) - 1) (\tau_{m_n}(X_i) - g_n(X_i, Z_i) (Y_i - m_n(X_i, W_i)))] : \pi \in \Pi_n \}, \end{aligned} \quad (25)$$

where S_n bounds the second moment of the scores, and S_n^* is the asymptotic variance of (11) for estimating the policy improvement $A(\pi)$ of the best policy in Π_n .⁸ We note that, unless we have an exceptionally large signal-to-noise ratio, we will have $S_n^* \geq S_n/4$ and so the rounded log-term in (27) below is just 0.

Theorem 1. *Given Assumption 1 and (24), define $\hat{\pi}_n$ as in (23), and suppose that we can consistently estimate nuisance components as in Assumption 2. Suppose moreover that the irreducible noise $\varepsilon_i = Y_i - m(X_i, W_i)$ is both uniformly sub-Gaussian conditionally on X_i and W_i and has second moments uniformly bounded from below, $\text{Var} [\varepsilon_i | X_i = x, W_i = w] \geq s^2$, and that the treatment effect function $\tau_{m_n}(x)$ is uniformly bounded in x and n . Finally, suppose that Π_n satisfies Assumption 3 with VC dimension*

$$d_n = \mathcal{O}(n^\beta), \quad \beta \leq \min \{\zeta_\mu, \zeta_e\}, \quad \beta < 1/2. \quad (26)$$

Then, for any $\delta > 0$, there is a universal constant⁹ C , as well as a threshold N that depends on the constants used to define the regularity assumptions such that

$$\mathbb{E} [R_n(\hat{\pi}_n)] \leq C \sqrt{d_n S_n^* \left(1 + \left\lfloor \log_4 \left(\frac{S_n}{S_n^*} \right) \right\rfloor \right)} / n, \text{ for all } n \geq N, \quad (27)$$

where $R_n(\cdot)$ denotes regret for the n -th data-generating distribution.

Theorem 1 establishes conditions under which we are guaranteed low regret provided we can solve the optimization problem in (23). Now, this optimization problem is not convex, and so the numerical optimization task may be difficult. However, from an implementation point of view several authors, including Beygelzimer and Langford (2009), Kitagawa and Tetenov (2018), Zhang, Tsiatis, Davidian, Zhang, and Laber (2012) and Zhao, Zeng, Rush, and Kosorok (2012), have noted that any optimization problems of the type (23) is numerically equivalent to a weighted classification problem,

$$\hat{\pi} = \operatorname{argmax}_{\pi \in \Pi} \left\{ \frac{1}{n} \sum_{i=1}^n \lambda_i H_i (2\pi(X_i) - 1) \right\}, \quad \lambda_i = |\hat{\Gamma}_i|, \quad H_i = \operatorname{sign}(\hat{\Gamma}_i), \quad (28)$$

where we train a classifier $\pi(\cdot)$ with response H_i using sample weights λ_i . Given this formalism, we can build on existing tools for weighted classification to learn $\hat{\pi}$, e.g., best-subset empirical risk minimization (Chen and Lee, 2016; Greenshtein, 2006) or optimal trees (Bertsimas and Dunn, 2017). In practice, it may also be interesting to consider the empirical performance of computationally less demanding methods that solve an approximation to the weighted classification problem, e.g., support vector machines (Cortes and Vapnik, 1995) or recursive partitioning (Breiman, Friedman, Olshen, and Stone, 1984); however, we caution that our formal results only apply to methods that solve the problem (28) exactly.

⁸In the case where arguments from Newey (1994) imply that the doubly robust estimator (11) is efficient, then S_n^* is the semiparametric efficient variance for estimating $A(\pi)$.

⁹Throughout this paper, we will use C to denote different universal constants; no two instantiations of C should be assumed to denote the same constant unless specified.

3 Formal Results

We study policy learning for a class of problems where regret can be written as in (6) using a function $V_n(\pi) = \mathbb{E}_n[\pi(X)\tau_n(X)]$, and we obtain $\hat{\pi}_n$ by maximizing a cross-fitted doubly robust estimate of $A_n(\pi) = 2V_n(\pi) - \mathbb{E}_n[\tau_n(X)]$ defined in (23) over the class Π_n . If we could use $\hat{A}(\pi) = A(\pi)$, then (23) would directly yield the regret-minimizing policy in the class Π_n ; but of course we never know $A(\pi)$ in applications. Thus, the main focus of our formal results is to study stochastic fluctuations of the empirical process $\hat{A}(\pi) - A(\pi)$ for $\pi \in \Pi_n$, and examine how they affect the quality of policies learned via (23).

As preliminaries, we note that the results of Chernozhukov et al. (2018b) immediately imply that, given Assumption 2, $\hat{A}(1)$ is an asymptotically normal estimate of $A(1)$, where we use “1” as shorthand for the “always treat” policy. Furthermore, it is easy to check that given any fixed policy π , $\hat{A}(\pi)$ is asymptotically normal around $A(\pi)$ (Hirano, Imbens, and Ridder, 2003). What these existing results leave open is a study of error bounds for $\hat{A}(\pi)$ that hold uniformly across $\pi \in \Pi_n$, and a characterization of how such errors interact with the maximization in (23).

3.1 Rademacher Complexities and Oracle Regret Bounds

We start our analysis by characterizing concentration of an ideal version of the objective in (23) based on the true influence scores Γ_i , rather than doubly robust estimates thereof:

$$\tilde{A}(\pi) = \frac{1}{n} \sum_{i=1}^n (2\pi(X_i) - 1) \Gamma_i, \quad \Gamma_i = \tau_{m_n}(X_i) + g_n(X_i, Z_i)(Y_i - m_n(X_i, W_i)) \quad (29)$$

The advantage of studying concentration of the empirical process $\tilde{A}_n(\pi) - A_n(\pi)$ over the set $\pi \in \Pi_n$ is that it allows us, for the time being, to abstract away from the specific machine learning methods used to obtain $\hat{A}_n(\pi)$, and instead to focus on the complexity of empirical maximization over the class Π_n .

A convenient way to bound the supremum of this empirical process over any class Π is by controlling its “centered” Rademacher complexity $\mathcal{R}_n(\Pi)$, defined as

$$\mathcal{R}_n(\Pi) = \mathbb{E} \left[\sup_{\pi \in \Pi} \left\{ \frac{1}{n} \sum_{i=1}^n \xi_i (\Gamma_i \pi(X_i) - \sup \{A_n(\pi) : \pi \in \Pi\}) \right\} \mid \{X_i, \Gamma_i\}_{i=1}^n \right] \quad (30)$$

where the ξ_i are independent Rademacher (i.e., sign) random variables $\xi_i = \pm 1$ with probability 1/2 each (Bartlett and Mendelson, 2002). For intuition as to why Rademacher complexity is a natural complexity measure, note that $\mathcal{R}_n(\Pi)$ characterizes the maximum (weighted) in-sample classification accuracy on randomly generated labels ξ_i over classifiers $\pi \in \Pi$; thus, $\mathcal{R}_n(\Pi)$ measures how much we can overfit to random coin flips using Π . The offset $\sup \{A_n(\pi) : \pi \in \Pi\}$ is not present in the standard notion of Rademacher complexity, but enables us to get sharper bounds by reducing variance.

Following this proof strategy, we bound the Rademacher complexity of “slices” of our policy class Π_n , defined as

$$\Pi_{\lambda,n} = \{\pi \in \Pi_n : R_n(\pi) \leq \lambda\}. \quad (31)$$

The reason we focus on slices of Π_n is that, when we use doubly robust scores, low-regret policies can generally be evaluated more accurately than high-regret policies, and using this

fact allows for sharper bounds. Specifically, we can check that $n\text{Var}[\tilde{A}(\pi)] = S_n - A^2(\pi)$, and so

$$n \sup \left\{ \text{Var} \left[\tilde{A}(\pi) \right] : \pi \in \Pi_n^\lambda \right\} := S_n^\lambda \leq S_n^* + 4\lambda \sup \{ A(\pi) : \pi \in \Pi_n \}, \quad (32)$$

where S_n and S_n^* are defined in (25). This type of slicing technique is common in the literature, and has been used in different contexts by, e.g., [Bartlett, Bousquet, and Mendelson \(2005\)](#) and [Giné and Koltchinskii \(2006\)](#).

The following result provides such a bound in terms of the second moments of the doubly robust score, specifically S_n^λ and S_n . This bound is substantially stronger than corresponding bounds used in existing results on policy learning. [Kitagawa and Tetenov \(2018\)](#) build their result on bounds that depend on $\max \{ \Gamma_i \} / \sqrt{n}$, which can only be used with scores that are uniformly bounded in order to get optimal rates. Meanwhile, bounds that scale as $\sqrt{S_n^\lambda \log(n)/n}$ are developed by [Cortes, Mansour, and Mohri \(2010\)](#), [Maurer and Pontil \(2009\)](#) and [Swaminathan and Joachims \(2015\)](#); however, the additional $\log(n)$ factor makes these bounds inappropriate for asymptotic analysis.

Lemma 2. *Suppose that the class Π_n satisfies Assumption 3, and that the scores Γ_i in (29) are drawn from a sequence of uniformly sub-Gaussian distributions with variance bounded from below,*

$$\mathbb{P}_n[|\Gamma_i| > t] \leq C_\nu e^{-\nu t^2} \text{ for all } t > 0, \quad \text{Var}_n[\Gamma_i] \geq s^2, \quad (33)$$

for some constants $C_\nu, \nu, s > 0$ and all $n = 1, 2, \dots$. Then, there is a universal constant $C > 0$ such that, for any λ ,

$$\limsup_{n \rightarrow \infty} \mathbb{E} [\mathcal{R}_n(\Pi_n^\lambda)] \Big/ \sqrt{(S_n^\lambda + 4\lambda^2) \left(1 + \left\lfloor \log_4 \left(\frac{S_n}{S_n^\lambda} \right) \right\rfloor \right) \frac{d_n}{n}} \leq C. \quad (34)$$

Given this Rademacher complexity bound, we can obtain a uniform concentration bound for $\tilde{A}(\pi)$ using standard methods. Here, we refine an argument of [Bartlett and Mendelson \(2002\)](#) using Talagrand's inequality to obtain a bound that depends on second moments of Γ_i rather than $\sup |\Gamma_i|$.

Corollary 3. *Under the conditions of Lemma 2, the expected maximum error of $\tilde{A}_n(\pi)$ is bounded as*

$$\limsup_{n \rightarrow \infty} \mathbb{E} \left[\sup \left\{ \left| \tilde{A}_n(\pi) - A_n(\pi) \right| : \pi \in \Pi_n^\lambda \right\} \right] \Big/ \sqrt{(S_n^\lambda + 4\lambda^2) \left(1 + \left\lfloor \log_4 \left(\frac{S_n}{S_n^\lambda} \right) \right\rfloor \right) \frac{d_n}{n}} \leq 2C, \quad (35)$$

where C is the constant from (34). Furthermore, this error is concentrated around its expectation: There is a sequence $c_n \rightarrow 0$ such that, for any $\delta > 0$,

$$\begin{aligned} & \sup \left\{ \left| \tilde{A}_n(\pi) - A_n(\pi) \right| : \pi \in \Pi_n^\lambda \right\} \\ & \leq (1 + c_n) \left(\mathbb{E} \left[\sup \left\{ \left| \tilde{A}_n(\pi) - A_n(\pi) \right| : \pi \in \Pi_n^\lambda \right\} \right] + \sqrt{\frac{2S_n^\lambda \log(\delta^{-1})}{n}} \right) \end{aligned} \quad (36)$$

with probability at least $1 - \delta$.

In our final argument, we will apply Corollary 3 for different λ -slices, and verify that we can in fact focus on those slices where λ is nearly 0. Before that, however, we also need to control the discrepancy between the feasible objective $\hat{A}_n(\pi)$ and the oracle surrogate $\tilde{A}_n(\pi)$ studied here.

3.2 Uniform Coupling with the Doubly Robust Score

In the previous section, we established risk bounds that would hold if we could optimize the infeasible value function $\tilde{A}_n(\pi)$; we next need to extend these bounds to cover the situation where we optimize a feasible value function. As discussed above, we focus on the doubly robust estimator (23), obtained using cross-fitting as in Chernozhukov et al. (2018a,b). For a single, fixed policy π , Chernozhukov et al. (2018b) showed that

$$\sqrt{n} \left(\hat{A}_n(\pi) - \tilde{A}_n(\pi) \right) \rightarrow_p 0, \quad (37)$$

meaning that the discrepancy between the two value estimates decays faster than the variance of either. However, in our setting, the analyst gets to optimize over all policies $\pi \in \Pi_n$, and so coupling results established for a single pre-determined policy π are not strong enough. The following lemma extends the work of Chernozhukov et al. (2018b) to the case where we seek to establish a coupling of the form (37) that holds simultaneously for all $\pi \in \Pi_n$.

Lemma 4. *Under the conditions of Lemma 2, suppose that Assumption 1 holds, that we obtain $\hat{A}_n(\pi)$ using cross-fitted estimates of nuisance components satisfying Assumption 2, and that (24) holds. Then*

$$\frac{\sqrt{n} \mathbb{E} \left[\sup \left\{ \left| \hat{A}_n(\pi) - \tilde{A}_n(\pi) \right| : \pi \in \Pi_n \right\} \right]}{a((1 - K^{-1})n)} = \mathcal{O} \left(1 + \sqrt{\frac{d_n}{n^{\min\{\zeta_m, \zeta_g\}}}} \right), \quad (38)$$

where the $\mathcal{O}(\cdot)$ term hides a dependence on the overlap parameter η (24) and the sub-Gaussianity parameter ν specified in Lemma 2.

The above result is perhaps surprisingly strong: Provided that the dimension d_n of Π_n does not grow too fast with n , the bound (38) is the same coupling bound as we might expect to obtain for a single policy π , and the dimension of the class Π_n does not affect the leading-order constants in the bound. In other words, in terms of the coupling of $\tilde{A}_n(\pi)$ and $\hat{A}_n(\pi)$, we do not lose anything by scanning over a continuum of policies $\pi \in \Pi_n$ rather than just considering a single policy π .

The doubly robust form used here is not the only way to construct efficient estimators for the value of a single policy π —for example, Hirano, Imbens, and Ridder (2003) show that inverse-propensity weighting with non-parametrically estimated propensity scores may also be efficient—but it plays a key role in the proof of Lemma 4. In particular, under Assumption 2, the natural bound for the bias term due to misspecification of the nuisance components in fact holds simultaneously for all $\pi \in \Pi$, and this helps us pay a smaller-than-expected price for seeking a uniform result as in (38). It is far from obvious that other efficient methods for evaluating a single policy π , such as that of Hirano et al. (2003), would lead to equally strong uniform couplings over the whole class Π_n .

3.3 Proof of Theorem 1

Given that Assumption 1, 2 and 3 hold and that, moreover, $d_n = \mathcal{O}(n^\beta)$ for some $\beta < \min\{\zeta_m, \zeta_g\}$, a combination of results from Corollary 3 and Lemma 4 implies that $\hat{A}_n(\cdot)$ concentrates around $A_n(\cdot)$ over Π_n^λ . To conclude, it now remains to apply these bounds at two different values of λ . First we choose λ^* as below, so that $S_n^{\lambda^*} + 4(\lambda^*)^2 \leq 3S_n^*$ for large enough n :

$$\lambda^* = \frac{1}{5} \liminf_{n \rightarrow \infty} \min \left\{ \frac{S_n^*}{\sup \{A_n(\pi) : \pi \in \Pi_n\}}, \sqrt{S_n^*} \right\}. \quad (39)$$

Then, by Corollary 3 and Lemma 4, we find that

$$\mathbb{E} \left[\sup \left\{ \left| \hat{A}_n(\pi) - A_n(\pi) \right| : \pi \in \Pi_n^{\lambda^*} \right\} \right] \leq \mathcal{O} \left(\sqrt{S_n^* \left(1 + \left\lfloor \log_4 \left(\frac{S_n}{S_n^*} \right) \right\rfloor \right)} \frac{d_n}{n} \right), \quad (40)$$

which in turn implies that any $\hat{\pi}_n^{\lambda^*} \in \operatorname{argmax} \left\{ \hat{A}_n(\pi) : \pi \in \Pi_n^{\lambda^*} \right\}$ satisfies

$$\mathbb{E} \left[R_n(\hat{\pi}_n^{\lambda^*}) \right] \leq \mathcal{O} \left(\sqrt{S_n^* \left(1 + \left\lfloor \log_4 \left(\frac{S_n}{S_n^*} \right) \right\rfloor \right)} \frac{d_n}{n} \right). \quad (41)$$

In other words, if we knew that our learned policy maximizes $\hat{A}_n(\pi)$ and has regret less than λ^* , then we could guarantee that its regret decays at the desired rate.

To prove our result, it remains to show that $R_n(\hat{\pi}_n) \leq \lambda^*$ often enough for (41) to capture the leading-order behavior of regret. To do so, we apply a similar argument as above, but at a different value of λ . We use $\lambda_+ = 2 \limsup_{n \rightarrow \infty} \sup \{R_n(\pi) : \pi \in \Pi_n\}$, and note that $\Pi_n^{\lambda_+} = \Pi_n$ for large enough n . Then, by (36) we know that

$$\log \left(1 / \mathbb{P} \left[\sup \left\{ \left| \tilde{A}_n(\pi) - A_n(\pi) \right| : \pi \in \Pi_n \right\} \geq \frac{\lambda^*}{5} \right] \right) = \Omega(n), \quad (42)$$

while from (38) paired with Markov's inequality we know that

$$\mathbb{P} \left[\sup \left\{ \left| \hat{A}_n(\pi) - \tilde{A}_n(\pi) \right| : \pi \in \Pi_n \right\} \geq \frac{\lambda^*}{5} \right] = \mathcal{O} \left(\frac{a((1 - K^{-1})n)}{\sqrt{n}} \right). \quad (43)$$

By combining these two bounds, we see that

$$\lim_{n \rightarrow \infty} \sqrt{n} \mathbb{P} \left[\left\{ \operatorname{argmax} \left\{ \hat{A}_n(\pi) : \pi \in \Pi_n \right\} \right\} \cap \left\{ \pi \in \Pi_n : R_n(\pi) \geq \lambda^* \right\} \neq \emptyset \right] = 0, \quad (44)$$

and moreover, because $\tau_{m_n}(x)$ is uniformly bounded, we find that

$$\lim_{n \rightarrow \infty} \sqrt{n} \mathbb{E} [R_n(\hat{\pi}_n) 1(\{R_n(\hat{\pi}_n) \geq \lambda^*\})] = 0. \quad (45)$$

Thus, the term controlled in (41) was in fact dominant, and the claimed result follows.

4 Lower Bounds

To complement the upper bounds given in Theorem 1, we also present lower bounds on the minimax risk for policy learning. Our goal is to show that our bounds are the best possible

regret bounds that flexibly account for the distribution of the observed data and depend on the policy class Π through the Vapnik-Chervonenkis dimension $\text{VC}(\Pi)$. For simplicity, we here only consider the case where W_i is binary and unconfounded; lower bounds for other cases considered in this paper can be derived via analogous arguments.

To establish our result, we consider lower bounds over sequences of problems defined as follows. Let $\mathcal{X}_s := [0, 1]^s$ denote the s -dimensional unit cube for some positive integer s , and let $f(x)$ and $e(x)$ be $\lceil s/2 + 1 \rceil$ times continuously differentiable functions over \mathcal{X}_s . Moreover, let $\sigma^2(x)$ and $\tau(x)$ be functions on \mathcal{X}_s such that $\sigma^2(x)$ is bounded away from 0 and ∞ , and $|\tau(x)|$ is bounded away from ∞ . Then, we define an asymptotically ambiguous problem sequence as one where $\{X_i, Y_i, W_i\}$ are independently and identically distributed drawn as

$$\begin{aligned} X_i &\sim \mathcal{P}, \quad W_i | X_i \sim \text{Bernoulli}(e(X_i)), \\ Y_i | X_i, W_i &\sim \mathcal{N}\left(f(X_i) + (W_i - e(X_i)) \frac{\tau(X_i)}{\sqrt{n}}, \sigma^2(X_i)\right). \end{aligned} \quad (46)$$

Because of the number of derivatives assumed on $f(x)$ and $e(x)$, it is well known that simple series estimators satisfy Assumption 2.¹⁰ Thus, because the magnitude of the treatment effects shrinks in (46), S_n^* and S_n both converge to $S_{\mathcal{P}}$ as defined below, and so Theorem 1 immediately implies that, under unconfoundedness,

$$R_n(\hat{\pi}_n) = \mathcal{O}_P\left(\sqrt{\frac{S_{\mathcal{P}} \text{VC}(\Pi)}{n}}\right), \quad S_{\mathcal{P}} = \mathbb{E}_{\mathcal{P}}\left[\frac{\sigma^2(X_i)}{e(X_i)(1 - e(X_i))}\right] \quad (47)$$

for any policy class Π with finite VC dimension. The following result shows that (47) is sharp up to constants.¹¹

Theorem 5. *Let $f(x)$, $e(x)$, and $\sigma(x)$ be functions over \mathcal{X}_s satisfying the conditions discussed above, and let Π be a class of functions over \mathcal{X}_s with finite VC dimension. Then, there exists a distribution \mathcal{P} supported on $[0, 1]^s$ (and a constant C) such that the minimax risk for policy learning over the data generating distribution (46) (with unknown $|\tau(x)| \leq C$) and the policy class Π is bounded from below as*

$$\liminf_{n \rightarrow \infty} \left\{ \sqrt{n} \inf_{\hat{\pi}_n} \left\{ \sup_{|\tau(x)| \leq C} \{\mathbb{E}[R_n(\hat{\pi}_n)]\} \right\} \right\} \geq 0.33 \sqrt{S_{\mathcal{P}} \text{VC}(\Pi)}. \quad (48)$$

Here, the fact that we focus on problems where the magnitude of the treatment effect scales as $1/\sqrt{n}$ is important, and closely mirrors the type of asymptotics used by Hirano

¹⁰See Nickl and Pötscher (2007) for an argument that holds for arbitrary distributions \mathcal{P} supported on $[0, 1]^s$. We also note that, for a complete argument, one needs to address the fact that we have not assumed the treatment effect function $\tau(x)$ to be differentiable. To address this issue, note that in our data-generating process (46) we have $\mathbb{E}[Y_i | X_i = x] = f(x)$ regardless of n . Thus, because both $e(x)$ and $f(x)$ are sufficiently differentiable, we can use standard results about series estimation to obtain $o_P(n^{-1/4})$ -consistent estimators $\hat{e}(x)$ and $\hat{f}(x)$ for these quantities. Next, for the purpose of our policy learner, we simply set $\hat{m}(x, 0) = \hat{m}(x, 1) = \hat{f}(x)$; and because $\mathbb{E}[\tau^2(X_i)/\sqrt{n}] = \mathcal{O}(1/n)$, these regression adjustments in fact satisfy Assumption 2.

¹¹The strategy of proving lower bounds relative to an adversarial feature distribution \mathcal{P} is standard in the machine learning literature; see, e.g., Devroye and Lugosi (1995). If we fix the distribution \mathcal{P} a-priori, then regret bounds for empirical risk minimization over Π based on structural summaries of Π (such as the VC dimension) may be loose (Bartlett and Mendelson, 2006); however, it is not clear how to exploit this fact other than by conducting ad-hoc analyses for specific choices of Π .

and Porter (2009). If treatment effects decay faster than $1/\sqrt{n}$, then learning better-than-random policies is effectively impossible—but this does not matter, because of course all decision rules have regret decaying as $o(1/\sqrt{n})$ and so Theorem 1 is loose. Conversely, if treatment effects dominate the $1/\sqrt{n}$ scale, then in large samples it is all but obvious who should be treated and who should not, and it is possible to get regret bounds that decay at superefficient rates (Luedtke and Chambaz, 2017), again making Theorem 1 loose. But if the treatment effects obey the $\Theta(1/\sqrt{n})$ scaling of Hirano and Porter (2009), then the problem of learning good policies is neither trivial nor impossible, and the value of using doubly robust policy evaluation for policy learning becomes apparent.

Finally we note that not all other popular methods, e.g., inverse-propensity weighting as advocated by Kitagawa and Tetenov (2018), are asymptotically sharp in the above sense. Even when propensity scores are known, Kitagawa and Tetenov (2018) assume that $|Y_i| \leq M$ and $\eta \leq e(X_i) \leq 1 - \eta$, and then prove regret bounds that scale as M/η instead of \sqrt{S} in (47). Now, the bound of Kitagawa and Tetenov (2018) is of course sometimes sharp, e.g., it is optimal if all we know is that $|Y_i| \leq M$ and $\eta \leq e(X_i) \leq 1 - \eta$, but it is not adaptively sharp for asymptotically ambiguous sequences of problems as in (46). In particular, their bound can clearly exceed (48) by an arbitrarily large factor.¹²

5 Numerical Experiments and Applications

We now illustrate the value of doubly robust scoring techniques for policy learning using both an example from program evaluation and a simulation study: In Section 5.1 we revisit a randomized evaluation of California’s GAIN program, while Section 5.2 presents a simulation study with endogenous treatment assignment. All computations are carried out in R. We use the package `grf` for growing forests (Athey, Tibshirani, and Wager, 2018) and the package `evtree` for optimizing trees (Grubinger, Zeileis, and Pfeiffer, 2014).

5.1 The California GAIN Program

The GAIN program, started in 1986, is a welfare-to-work program that provides participants with a mix of educational resources and job search assistance. Between 1988 and 1993, the Manpower Development Research Corporation conducted a randomized study to evaluate the program. As described in Hotz, Imbens, and Klerman (2006), randomly chosen registrants were eligible to receive GAIN benefits immediately, whereas others were embargoed from the program until 1993. All experimental subjects were followed for a 9-year post-randomization period and, as documented by Hotz et al. (2006), eligibility for GAIN had a significant impact on mean quarterly income (in \$1000) averaged over this 9-year period.

Our current question is whether we can ways to prioritize treatment to some subgroups of GAIN registrants particularly likely to benefit from it. We consider data from four counties, Alameda, Riverside, Los Angeles and San Diego, resulting in $n = 19,170$ samples, and use $p = 28$ covariates, including demographics, education, and per-quarter earnings for 10 quarters preceding treatment.

One interesting feature of this dataset is that randomization was conducted separately in each county and that both randomization probabilities and control outcomes vary by county.

¹²Using the techniques developed in this paper, we can sharpen the bounds of Kitagawa and Tetenov (2018) and asymptotically replace M/η by $\mathbb{E} [Y_i^2 / (e(X_i)(1 - e(X_i)))]^{1/2}$. However, even this improved bound may exceed (48) by an arbitrarily large factor.

	non-white	white
fraction treated	76%	81%
mean control outcome	0.79	0.90

Table 1: Outcome is mean quarterly income (in \$1000) averaged over 9 years post-intervention. Differences in mean responses between white and non-white respondents are both significant at the 0.05 level using a Welch two-sample t -test.

County-wise treatment propensities varied between 0.50 and 0.86, whereas county-wise mean outcome for controls varied between 0.64 and 1.04 (we use the same 9-year average income variable as Hotz et al. (2006) as our outcome). Thus, if we pool data from the 4 counties, we have a (potentially confounded) observational study. Recall that, in observational studies, the inverse-propensity weighted method of Kitagawa and Tetenov (2018) has regret bounds that generally decay slower than $1/\sqrt{n}$, whereas we prove $1/\sqrt{n}$ under regularity conditions that are typical of those use in the semiparametric estimation literature.

Our methods starts by computing doubly robust scores for the treatment effect, and learning policies empirical maximization as in (2). Here, pursue a selection-on-observables strategy¹³ and use the augmented inverse-propensity weighted scores of Robins, Rotnitzky, and Zhao (1994). We obtain nuisance component estimates via out-of-bag prediction with generalized random forests (Athey, Tibshirani, and Wager, 2018),

$$\hat{\pi} = \operatorname{argmax} \left\{ \frac{1}{n} \sum_{i=1}^n (2\pi(X_i) - 1) \hat{\Gamma}_i : \pi \in \Pi \right\}, \quad (49)$$

$$\begin{aligned} \hat{\Gamma}_i &= \hat{\tau}^{(-i)}(X_i) - C \\ &+ \frac{W_i - \hat{e}^{(-i)}(X_i)}{\hat{e}^{(-i)}(X_i) (1 - \hat{e}^{(-i)}(X_i))} \left(Y_i - \hat{f}^{(-i)}(X_i) - (W_i - \hat{e}^{(-i)}(X_i)) \hat{\tau}^{(-i)}(X_i) \right), \end{aligned} \quad (50)$$

where $\hat{f}(x)$ and $\hat{e}(x)$ are (honest) random forest estimates of $\mathbb{E}[Y | X = x]$ and $\mathbb{E}[W | X = x]$ respectively, $\hat{\tau}(\cdot)$ is an (honest, orthogonalized) causal forest estimate of the conditional average treatment effect, and C is a parameter measuring the cost of treatment. Here, we set $C = 0.14$ to roughly match the average treatment effect with the goal of ensuring that the optimal treatment rule is not trivial (i.e., we can only achieve non-zero utility gains by exploiting treatment heterogeneity).

Caution is warranted as we have measured features pertaining to race and gender that, on the one hand, cannot legally be used for treatment allocation but, on the other hand, appear to act as confounders. For example, as shown in Table 1, white GAIN registrants were randomized to treatment at higher rates than non-white registrants, and also white controls had higher outcomes than non-white controls. Our approach allows us to seamlessly

¹³To check that a selection on observables strategy is reasonable claim, we compare average treatment effect estimates that make this assumption to ones that exploit county-level information for clean randomization-based inference. Following the above discussion, random forest based augmented inverse-propensity weighting that does not use county membership yields an average treatment effect estimate (with standard errors) of $\hat{\tau} = 0.141 \pm 0.026$. Meanwhile, if use county membership information to find the true propensities and we run augmented inverse-propensity weighting with them, we get $\hat{\tau} = 0.146 \pm 0.028$, whereas taking a simple difference in means that ignores confounding yields $\hat{\tau} = 0.208 \pm 0.028$. Thus, it appears that pooling county information results in confounding, but that controlling for available covariates helps a lot. A similar observation was made by Hotz et al. (2006).

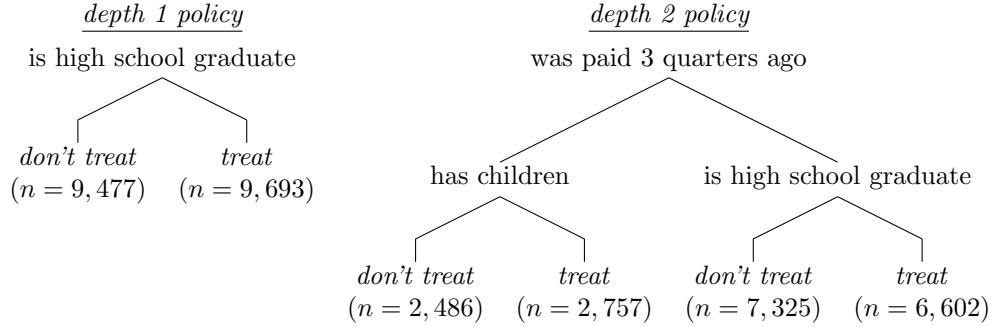


Figure 1: Example of optimal depth-1 and -2 policy trees learned by optimizing the augmented inverse-propensity weighting loss function. The “yes” branches are to the right.

method	estimated improvement	oracle improvement
causal forest	0.095 ± 0.026	0.080 ± 0.028
IPW depth 2	0.073 ± 0.026	0.055 ± 0.028
AIPW depth 1	0.065 ± 0.026	0.050 ± 0.028
AIPW depth 2	0.098 ± 0.026	0.081 ± 0.028

Table 2: Estimate of the utility improvement of various policies over a random assignment baseline. The causal forest policy simply thresholds causal forest predictions at $\hat{\tau}^{(-i)}(X_i) > C$, the inverse-propensity weighted trees (IPW) are following [Kitagawa and Tetenov \(2018\)](#), and the trees scored via augmented inverse propensity-weighting (AIPW) are instances of the method studied here. The left column estimates improvement via (51), whereas the right column brings in county membership information to obtain an oracle (randomization-based) estimator of improvement.

use race and gender information for deconfounding without using it for policy allocation: We use these variables when estimating the nuisance components in (50), but then omit them from the maximization step (49) that produces the policy.

For our policy class II, we consider decision trees of depth either 1 or 2. The learned decision rules are shown in Figure 1. Interestingly, the depth-1 and 2 trees make the same decisions for the roughly 3/4 of GAIN registrants who were paid 3 quarters prior to randomization, but the depth-2 tree chooses to switch to a different rule for those who weren’t paid 3 quarters prior.

In order to choose tree depth and, more broadly, to evaluate the accuracy of the policy learning procedure, we recommend cross-validation. We randomly divide the data into K folds S_k , $k = 1, \dots, K$ and, for each fold, learn a policy $\hat{\pi}^{(-k)}(\cdot)$ using all but the data in S_k . Here, we use $K = 10$. Finally, we estimate improvement over a random baseline as

$$\hat{A}_{CV} = \frac{1}{n} \sum_{k=1}^K \sum_{i \in S_k} \left(2\hat{\pi}^{(-k)}(X_i) - 1 \right) \hat{\Gamma}_i. \quad (51)$$

Table 2 shows the estimated improvement of our depth-1 and -2 trees, as well as two baselines: A variant of the inverse-propensity weighted method of [Kitagawa and Tetenov \(2018\)](#) using the propensities used to construct (50), as well as a causal forest policy that does not

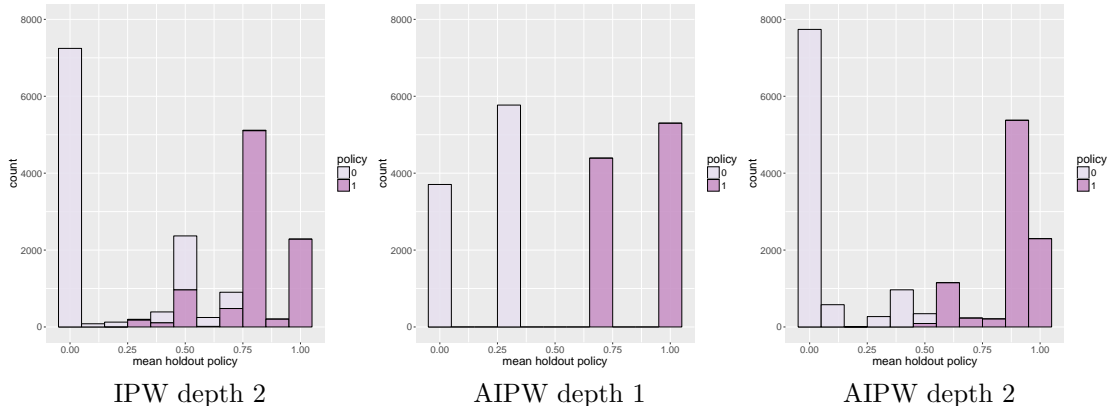


Figure 2: Distribution of the agreement between full data policies $\hat{\pi}(\cdot)$ and hold-out versions $\hat{\pi}^{(-k)}(\cdot)$ for the tree-based methods described in Table 2.

obey our functional form restriction, and simply treats all samples with $\hat{\tau}^{(-i)}(X_i) > C$. Our depth-2 trees achieve markedly better performance than the depth-1 trees. Interestingly, the depth-2 also closely matches the performance of the unconstrained causal forest estimator. Based on this analysis, we prefer the depth-2 tree in Figure 1.

One potential concern with this analysis is that our evaluation hinges on validity of the selection-on-observables assumption, as well as accuracy of the doubly robust scores $\hat{\Gamma}_i$ from (50). To assuage this concern, we also computed a version of the improvement measure (51), but with scores $\hat{\Gamma}_i$ computed using the true treatment propensities obtained by considering county membership. As seen in the second rightmost column of Table 2, our feasible evaluation discussed above gave the correct ordering for the methods, but was somewhat optimistic in terms of the quality of the learned policies.

We note that policies learned on different subsets of the data will in general be different from the policies learned on the full data, and it can be interesting to examine them to gain intuition for the stability of the learned rule. Figure 2 shows, for each training example, the fraction of hold-out policies $\hat{\pi}^{(-k)}(\cdot)$ that agree with policy $\hat{\pi}(\cdot)$ learned on the full dataset. It appears that our method with depth-2 trees is reasonably stable, whereas the two other methods exhibit more disagreement.¹⁴ In particular, with the inverse-propensity weighted method, there is a non-negligible fraction of training points for which the hold-out policies disagree with the full data policy more often than not.

Finally, recall that cross-validation is a means of evaluating the quality of the policy learning procedure, not the decision that was produced by a specific realization of the procedure. If we want an accuracy assessment that is valid conditionally on the learned rule $\hat{\pi}(\cdot)$, one can either use a single test-train split, or use the more sophisticated data carving approach of Fithian, Sun, and Taylor (2014). The formal properties of treatment rules whose complexity is tuned via cross validation are considered by Mbakop and Tabord-Meehan (2016).

¹⁴When we ran hold-out evaluation for depth-1 trees trained with doubly robust scores, we got policies $\hat{\pi}^{(-k)}(\cdot)$ that matched the full data policy (i.e., treat high-school graduates) in 6/10 folds, whereas 4/10 folds learned to treat people who have children. Intriguingly, the depth-2 rule in Figure 1 chooses to use each of these depth-1 rules in different parts of feature space.

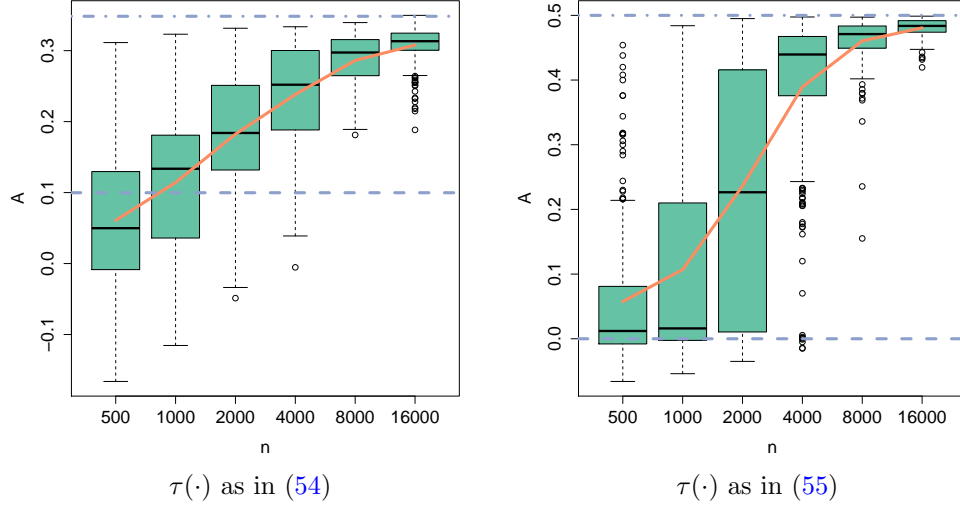


Figure 3: Distribution of the improvement $A(\pi) = \mathbb{E}[(2\pi(X) - 1)\tau(X)]$ for policies learned by optimizing the scores (52) over the class Π of depth-2 trees, for different values of sample size n . Each box plot summarizes the distribution of $A(\hat{\pi})$ over 200 simulation replications, while the solid line shows the average of $A(\hat{\pi})$. The lower horizontal line shows $A(\pi)$ for the best policy that does not use the features X (i.e., either always treat or never treat), and the upper horizontal line shows the supremum of $A(\pi)$ over the class Π .

5.2 Simulation Study with Endogenous Treatments

In order to develop a richer quantitative understanding of the behavior of our method, we now turn to a simulation study. Here, we consider a setting with a binary, endogenous treatment W_i and a binary instrument Z_i and assume homogeneity as in (16). In this case, our method chooses the policy $\hat{\pi} = \operatorname{argmax}\{\frac{1}{n} \sum_{i=1}^n (2\pi(X_i) - 1) \hat{\Gamma}_i : \pi \in \Pi\}$, where $\hat{\Gamma}_i$ is a cross-fit doubly robust score with estimates of the compliance weights as in (17):

$$\begin{aligned} \hat{\Gamma}_i &= \hat{\tau}^{(-i)}(X_i) + \hat{g}^{(-i)}(X_i, Z_i) \left(Y_i - \hat{f}^{(-i)}(X_i) - (W_i - \hat{e}^{(-i)}(X_i)) \hat{\tau}^{(-i)}(X_i) \right), \\ \hat{g}^{(-i)}(X_i, Z_i) &= \frac{1}{\hat{\Delta}^{(-i)}(X_i)} \frac{Z_i - \hat{z}^{(-i)}(X_i)}{\hat{z}^{(-i)}(X_i)(1 - \hat{z}^{(-i)}(X_i))}, \end{aligned} \quad (52)$$

where $\Delta(x) = \mathbb{P}[W | Z = 1, X = x] - \mathbb{P}[W | Z = 0, X = x]$ is the conditional average effect of the instrument on the treatment, $z(x) = \mathbb{P}[Z | X = x]$, $f(x) = \mathbb{E}[Y | X = x]$, $e(x) = \mathbb{P}[W | X = x]$, and $\tau(x)$ is the conditional average treatment effect as specified in (16). We estimate all nuisance components via (honest, appropriately orthogonalized) random forest methods with the package `grf`, and use an instrumental forest for $\tau(\cdot)$, a causal forest for $\Delta(\cdot)$, and a regression forest for $f(\cdot)$, $e(\cdot)$ and $z(\cdot)$.

In this simulation experiment, we generate data independently as follows, for various

choices of n and $\tau(\cdot)$:

$$\begin{aligned} X &\sim \mathcal{N}(0, \mathcal{I}_{10 \times 10}), \quad Z \mid X \sim \text{Bernoulli}(1/(1 + e^{-X_3})), \\ \varepsilon \mid X, Z &\sim \mathcal{N}(0, 1), \quad Q \mid X, Z, \varepsilon \sim \text{Bernoulli}(1/(1 + e^{-\varepsilon - X_4})), \\ W &= Q \wedge Z, \quad Y = (X_3 + X_4)_+ + W\tau(X) + \varepsilon. \end{aligned} \tag{53}$$

Note that W is in fact endogenous, because Q (and thus also W) is more likely to be 1 when the noise term ε is large. Given this setup, we consider $\tau(\cdot)$ functions

$$\tau(x) = ((x_1)_+ + (x_2)_+ - 1)/2 \quad \text{and} \tag{54}$$

$$\tau(x) = \text{sign}(x_1 x_2)/2. \tag{55}$$

In both cases, we learn $\pi(\cdot)$ over the class Π of depth-2 trees and note that best non-parametric policy $\pi^*(x) = 1(\{\tau(x) > 0\})$ belongs to Π in case (55) but not in case (54).

In Figure 3, we display the improvement $A(\pi) = \mathbb{E}[(2\pi(X) - 1)\tau(X)]$ of our learned policies relative to a random assignment baseline, for different values of n . Over all, we see that the regret of the learned policies improves with n , and approaches best-in-class regret as n gets large. We also note an interesting difference in the behavior of the learned rules in settings (54) and (55). In the first case, $\tau(\cdot)$ is continuous, and regret improves smoothly with sample size. Conversely, in the second case where $\tau(\cdot)$ has sharp jumps, we observe something of a phase transition between $n = 2,000$ and $n = 4,000$, as our trees become able to consistently make splits that roughly match the jumps in $\tau(\cdot)$.

References

- A. Abadie. Semiparametric instrumental variable estimation of treatment response models. *Journal of Econometrics*, 113(2):231–263, 2003.
- A. Agarwal, D. Hsu, S. Kale, J. Langford, L. Li, and R. Schapire. Taming the monster: A fast and simple algorithm for contextual bandits. In *Proceedings of The 31st International Conference on Machine Learning*, pages 1638–1646, 2014.
- C. Ai and X. Chen. Estimation of possibly misspecified semiparametric conditional moment restriction models with different conditioning variables. *Journal of Econometrics*, 141(1): 5–43, 2007.
- T. B. Armstrong and M. Kolesár. Finite-sample optimal estimation and inference on average treatment effects under unconfoundedness. *arXiv preprint arXiv:1712.04594*, 2017.
- T. B. Armstrong and S. Shen. Inference on optimal treatment assignments. 2015.
- P. M. Aronow and A. Carnegie. Beyond late: Estimation of the average treatment effect with an instrumental variable. *Political Analysis*, 21(4):492–506, 2013.
- S. Athey and G. Imbens. Recursive partitioning for heterogeneous causal effects. *Proceedings of the National Academy of Sciences*, 113(27):7353–7360, 2016.
- S. Athey, J. Tibshirani, and S. Wager. Generalized random forests. *Annals of Statistics*, forthcoming, 2018.
- P. Auer, N. Cesa-Bianchi, Y. Freund, and R. E. Schapire. The nonstochastic multiarmed bandit problem. *SIAM Journal on Computing*, 32(1):48–77, 2002.
- G.-Y. Ban and C. Rudin. The big data newsvendor: Practical insights from machine learning. *Operations Research*, forthcoming, 2018.
- P. L. Bartlett and S. Mendelson. Rademacher and Gaussian complexities: Risk bounds and structural results. *Journal of Machine Learning Research*, 3:463–482, 2002.

- P. L. Bartlett and S. Mendelson. Empirical minimization. *Probability Theory and Related Fields*, 135(3):311–334, 2006.
- P. L. Bartlett, O. Bousquet, and S. Mendelson. Local Rademacher complexities. *Annals of Statistics*, pages 1497–1537, 2005.
- H. Bastani and M. Bayati. Online decision-making with high-dimensional covariates. 2015.
- D. Bertsimas and J. Dunn. Optimal classification trees. *Machine Learning*, 106(7):1039–1082, 2017.
- D. Bertsimas and N. Kallus. From predictive to prescriptive analytics. *arXiv preprint arXiv:1402.5481*, 2014.
- A. Beygelzimer and J. Langford. The offset tree for learning with partial labels. In *Proceedings of the 15th ACM SIGKDD international conference on Knowledge discovery and data mining*, pages 129–138. ACM, 2009.
- D. Bhattacharya and P. Dupas. Inferring welfare maximizing treatment assignment under budget constraints. *Journal of Econometrics*, 167(1):168–196, 2012.
- P. Bickel, C. Klaassen, Y. Ritov, and J. Wellner. *Efficient and Adaptive Estimation for Semiparametric Models*. Springer-Verlag, 1998.
- O. Bousquet. A Bennett concentration inequality and its application to suprema of empirical processes. *Comptes Rendus Mathématique*, 334(6):495–500, 2002.
- L. Breiman, J. Friedman, R. A. Olshen, and C. J. Stone. *Classification and Regression Trees*. CRC press, 1984.
- A. Caponnetto and E. De Vito. Optimal rates for the regularized least-squares algorithm. *Foundations of Computational Mathematics*, 7(3):331–368, 2007.
- G. Chamberlain. Bayesian aspects of treatment choice. In *The Oxford Handbook of Bayesian Econometrics*. 2011.
- G. Chen, D. Zeng, and M. R. Kosorok. Personalized dose finding using outcome weighted learning. *Journal of the American Statistical Association*, (just-accepted), 2016.
- L.-Y. Chen and S. Lee. Best subset binary prediction. *arXiv preprint arXiv:1610.02738*, 2016.
- X. Chen. Large sample sieve estimation of semi-nonparametric models. *Handbook of Econometrics*, 6:5549–5632, 2007.
- X. Chen, H. Hong, and A. Tarozi. Semiparametric efficiency in GMM models with auxiliary data. *The Annals of Statistics*, pages 808–843, 2008.
- V. Chernozhukov, D. Chetverikov, M. Demirer, E. Duflo, C. Hansen, W. Newey, and J. Robins. Double/debiased machine learning for treatment and structural parameters. *The Econometrics Journal*, 21(1):C1–C68, 2018a.
- V. Chernozhukov, J. C. Escanciano, H. Ichimura, W. K. Newey, and J. M. Robins. Locally robust semiparametric estimation. *arXiv preprint arXiv:1608.00033*, 2018b.
- C. Cortes and V. Vapnik. Support-vector networks. *Machine learning*, 20(3):273–297, 1995.
- C. Cortes, Y. Mansour, and M. Mohri. Learning bounds for importance weighting. In *Advances in Neural Information Processing Systems*, pages 442–450, 2010.
- R. H. Dehejia. Program evaluation as a decision problem. *Journal of Econometrics*, 125(1):141–173, 2005.
- L. Devroye and G. Lugosi. Lower bounds in pattern recognition and learning. *Pattern recognition*, 28(7):1011–1018, 1995.
- M. Dimakopoulou, S. Athey, and G. Imbens. Estimation considerations in contextual bandits. *arXiv preprint arXiv:1711.07077*, 2017.

- M. Dudík, J. Langford, and L. Li. Doubly robust policy evaluation and learning. In *Proceedings of the 28th International Conference on Machine Learning*, pages 1097–1104, 2011.
- R. M. Dudley. The sizes of compact subsets of Hilbert space and continuity of Gaussian processes. *Journal of Functional Analysis*, 1(3):290–330, 1967.
- M. H. Farrell. Robust inference on average treatment effects with possibly more covariates than observations. *Journal of Econometrics*, 189(1):1–23, 2015.
- W. Fithian, D. Sun, and J. Taylor. Optimal inference after model selection. *arXiv preprint arXiv:1410.2597*, 2014.
- E. Giné and V. Koltchinskii. Concentration inequalities and asymptotic results for ratio type empirical processes. *The Annals of Probability*, 34(3):1143–1216, 2006.
- E. Greenshtein. Best subset selection, persistence in high-dimensional statistical learning and optimization under ℓ_1 constraint. *The Annals of Statistics*, 34(5):2367–2386, 2006.
- T. Grubinger, A. Zeileis, and K.-P. Pfeiffer. evtree: Evolutionary learning of globally optimal classification and regression trees in R. 61(1), 2014.
- J. Hahn. On the role of the propensity score in efficient semiparametric estimation of average treatment effects. *Econometrica*, pages 315–331, 1998.
- D. Haussler. Sphere packing numbers for subsets of the Boolean n -cube with bounded Vapnik-Chervonenkis dimension. *Journal of Combinatorial Theory, Series A*, 69(2):217–232, 1995.
- K. Hirano and J. R. Porter. Asymptotics for statistical treatment rules. *Econometrica*, 77(5):1683–1701, 2009.
- K. Hirano, G. W. Imbens, and G. Ridder. Efficient estimation of average treatment effects using the estimated propensity score. *Econometrica*, 71(4):1161–1189, 2003.
- D. A. Hirshberg and S. Wager. Augmented minimax linear estimation. *arXiv preprint arXiv:1712.00038*, 2018.
- V. J. Hotz, G. W. Imbens, and J. A. Klerman. Evaluating the differential effects of alternative welfare-to-work training components: A reanalysis of the California GAIN program. *Journal of Labor Economics*, 24(3), 2006.
- G. W. Imbens and J. D. Angrist. Identification and estimation of local average treatment effects. *Econometrica*, 62(2):467–475, 1994.
- G. W. Imbens and D. B. Rubin. *Causal Inference in Statistics, Social, and Biomedical Sciences*. Cambridge University Press, 2015.
- N. Kallus. Balanced policy evaluation and learning. *arXiv preprint arXiv:1705.07384*, 2017a.
- N. Kallus. Recursive partitioning for personalization using observational data. In *International Conference on Machine Learning*, pages 1789–1798, 2017b.
- M. Kasy. Partial identification, distributional preferences, and the welfare ranking of policies. *Review of Economics and Statistics*, 98(1):111–131, 2016.
- T. Kitagawa and A. Tetenov. Who should be treated? Empirical welfare maximization methods for treatment choice. *Econometrica*, 86(2):591–616, 2018.
- S. R. Künnel, J. S. Sekhon, P. J. Bickel, and B. Yu. Meta-learners for estimating heterogeneous treatment effects using machine learning. *arXiv preprint arXiv:1706.03461*, 2017.
- T. L. Lai and H. Robbins. Asymptotically efficient adaptive allocation rules. *Advances in Applied Mathematics*, 6(1):4–22, 1985.
- A. Luedtke and A. Chambaz. Faster rates for policy learning. *arXiv preprint arXiv:1704.06431*, 2017.

- A. R. Luedtke and M. J. van der Laan. Optimal individualized treatments in resource-limited settings. *The International Journal of Biostatistics*, 12(1):283–303, 2016a.
- A. R. Luedtke and M. J. van der Laan. Statistical inference for the mean outcome under a possibly non-unique optimal treatment strategy. *The Annals of Statistics*, 44(2):713–742, 2016b.
- C. F. Manski. Statistical treatment rules for heterogeneous populations. *Econometrica*, 72(4):1221–1246, 2004.
- C. F. Manski. *Identification for Prediction and Decision*. Harvard University Press, 2009.
- A. Maurer and M. Pontil. Empirical Bernstein bounds and sample variance penalization. In *Conference on Learning Theory*, 2009.
- E. Mbakop and M. Tabord-Meehan. Model selection for treatment choice: Penalized welfare maximization. *arXiv preprint arXiv:1609.03167*, 2016.
- S. Mendelson and J. Neeman. Regularization in kernel learning. *The Annals of Statistics*, 38(1):526–565, 2010.
- S. N. Negahban, P. Ravikumar, M. J. Wainwright, and B. Yu. A unified framework for high-dimensional analysis of M -estimators with decomposable regularizers. *Statistical Science*, 27(4):538–557, 2012.
- W. K. Newey. The asymptotic variance of semiparametric estimators. *Econometrica: Journal of the Econometric Society*, 62(6):1349–1382, 1994.
- J. Neyman. Sur les applications de la théorie des probabilités aux expériences agricoles: Essai des principes. *Roczniki Nauk Rolniczych*, 10:1–51, 1923.
- R. Nickl and B. M. Pötscher. Bracketing metric entropy rates and empirical central limit theorems for function classes of besov-and sobolev-type. *Journal of Theoretical Probability*, 20(2):177–199, 2007.
- X. Nie and S. Wager. Learning objectives for treatment effect estimation. *arXiv preprint arXiv:1712.04912*, 2017.
- A. Pakes and D. Pollard. Simulation and the asymptotics of optimization estimators. *Econometrica*, pages 1027–1057, 1989.
- V. Perchet and P. Rigollet. The multi-armed bandit problem with covariates. 41(2):693–721, 2013.
- J. L. Powell, J. H. Stock, and T. M. Stoker. Semiparametric estimation of index coefficients. *Econometrica*, pages 1403–1430, 1989.
- M. Qian and S. A. Murphy. Performance guarantees for individualized treatment rules. *Annals of Statistics*, 39(2):1180, 2011.
- A. Rakhlin and K. Sridharan. Bisto: An efficient relaxation-based method for contextual bandits. 2016.
- J. Robins, L. Li, R. Mukherjee, E. Tchetgen, and A. van der Vaart. Minimax estimation of a functional on a structured high dimensional model. *Annals of Statistics*, forthcoming, 2017.
- J. Robins and A. Rotnitzky. Semiparametric efficiency in multivariate regression models with missing data. *Journal of the American Statistical Association*, 90(1):122–129, 1995.
- J. Robins, A. Rotnitzky, and L. Zhao. Analysis of semiparametric regression models for repeated outcomes in the presence of missing data. *Journal of the American Statistical Association*, 90(1):106–121, 1995.
- J. Robins, L. Li, E. Tchetgen, and A. van der Vaart. Higher order influence functions and minimax estimation of nonlinear functionals. In *Probability and Statistics: Essays in Honor of David A. Freedman*, pages 335–421. Institute of Mathematical Statistics, 2008.

- J. M. Robins, A. Rotnitzky, and L. P. Zhao. Estimation of regression coefficients when some regressors are not always observed. *Journal of the American statistical Association*, 89(427):846–866, 1994.
- D. B. Rubin. Estimating causal effects of treatments in randomized and nonrandomized studies. *Journal of Educational Psychology*, 66(5):688, 1974.
- A. Schick. On asymptotically efficient estimation in semiparametric models. *The Annals of Statistics*, pages 1139–1151, 1986.
- J. Stoye. Minimax regret treatment choice with finite samples. *Journal of Econometrics*, 151(1):70–81, 2009.
- J. Stoye. Minimax regret treatment choice with covariates or with limited validity of experiments. *Journal of Econometrics*, 166(1):138–156, 2012.
- A. Swaminathan and T. Joachims. Batch learning from logged bandit feedback through counterfactual risk minimization. *Journal of Machine Learning Research*, 16:1731–1755, 2015.
- A. Tetenov. Statistical treatment choice based on asymmetric minimax regret criteria. *Journal of Econometrics*, 166(1):157–165, 2012.
- M. J. van der Laan and S. Rose. *Targeted Learning: Causal Inference for Observational and Experimental Data*. Springer Science & Business Media, 2011.
- M. J. van der Laan, S. Dudoit, and A. W. van der Vaart. The cross-validated adaptive epsilon-net estimator. *Statistics & Decisions*, 24(3):373–395, 2006.
- M. J. van der Laan, E. C. Polley, and A. E. Hubbard. Super learner. *Statistical applications in genetics and molecular biology*, 6(1), 2007.
- V. Vapnik. *The nature of statistical learning theory*. Springer Information Science and Statistics, 2000.
- S. Wager and S. Athey. Estimation and inference of heterogeneous treatment effects using random forests. *Journal of the American Statistical Association*, 113(523):1228–1242, 2018.
- S. Wager, W. Du, J. Taylor, and R. J. Tibshirani. High-dimensional regression adjustments in randomized experiments. *Proceedings of the National Academy of Sciences*, 113(45):12673–12678, 2016.
- B. Zhang, A. A. Tsiatis, M. Davidian, M. Zhang, and E. Laber. Estimating optimal treatment regimes from a classification perspective. *Stat*, 1(1):103–114, 2012.
- Y. Zhao, D. Zeng, A. J. Rush, and M. R. Kosorok. Estimating individualized treatment rules using outcome weighted learning. *Journal of the American Statistical Association*, 107(499):1106–1118, 2012.
- W. Zheng and M. J. van der Laan. Cross-validated targeted minimum-loss-based estimation. In *Targeted Learning*, pages 459–474. Springer, 2011.
- X. Zhou, N. Mayer-Hamblett, U. Khan, and M. R. Kosorok. Residual weighted learning for estimating individualized treatment rules. *Journal of the American Statistical Association*, 112(517):169–187, 2017.

A Proofs

A.1 Proof of Lemma 2

Our proof of this result follows the outline of the classical chaining argument of [Dudley \(1967\)](#), whereby we construct a sequence of approximating sets of increasing precision for $A_n(\pi)$ with $\pi \in \Pi_n^\lambda$, and then use finite sample concentration inequalities to establish the behavior of $A_n(\pi)$ over this approximation set. The improvements in our results relative to existing bounds described in the body of the text come from a careful construction of approximating sets targeted to the problem of doubly robust policy evaluation—for example, our use of chaining with respect to the random distance measure defined in (56)—and the use of sharp concentration inequalities.

Given these preliminaries, we start by defining the conditional 2-norm distance between two policies π_1, π_2 as (throughout this proof, we suppress the dependence of $\Gamma_i^{(n)}$ on n)

$$D_n^2(\pi_1, \pi_2) = \frac{1}{4} \sum_{i=1}^n \Gamma_i^2 (\pi_1(X_i) - \pi_2(X_i))^2 / \sum_{i=1}^n \Gamma_i^2, \quad (56)$$

and let $N_{D_n}(\varepsilon, \Pi_n^\lambda, \{X_i, \Gamma_i\})$ be the ε -covering number in this distance. To bound N_{D_n} , imagine creating another sample $\{X'_j\}_{j=1}^m$, with X'_j contained in the support of $\{X_i\}_{i=1}^n$, such that

$$\left| \left| \{j \in 1, \dots, m : X'_j = X_i\} \right| - m \Gamma_i^2 / \sum_{i=1}^n \Gamma_i^2 \right| \leq 1.$$

We immediately see that, for any two policies π_1 and π_2 ,

$$\frac{1}{m} \sum_{j=1}^m 1(\{\pi_1(X'_j) \neq \pi_2(X'_j)\}) = D_n^2(\pi_1, \pi_2) + \mathcal{O}\left(\frac{1}{m}\right).$$

Moreover, recall that the Hamming covering number N_H as used in (20) does not depend on sample size, so we can without reservations make m arbitrarily large, and conclude that

$$N_{D_n}(\varepsilon, \Pi_n^\lambda, \{X_i, \Gamma_i\}) \leq N_H(\varepsilon^2, \Pi_n^\lambda). \quad (57)$$

In other words, we have found that we can bound the D_n -entropy of Π_n^λ with respect to its distribution-independent Hamming entropy.

Now, for every element $\pi \in \Pi_n^\lambda$, define a set of approximations $\Psi_j(\pi) : \mathcal{X} \rightarrow \{\pm 1\}$ for $j = 1, 2, \dots$ with the property that $D_n(\Psi_j(\pi), \Psi_{j+1}(\pi)) \leq 2^{-j}$. We construct these sets such that this is no branching in the approximating sequences, i.e., $\Psi_j(\pi) = \Psi_j(\Psi_{j+1}(\pi))$ for all j and π , and note that we can do so in such a way that the set $\Pi_n^\lambda(j) := \{\Psi_j(\pi) : \pi \in \Pi_n^\lambda\}$ of j -th order approximating policies has cardinality at most ¹⁵ $N_{D_n}(2^{-j}, \Pi_n^\lambda, \{X_i, \Gamma_i\})$. Finally, we use the notation $\Psi_0(\pi)(x) = 0$. Then, for any index J , we clearly have

$$\pi(x) = (\pi(x) - \Psi_J(\pi)(x)) + \sum_{j=1}^J (\Psi_j(\pi)(x) - \Psi_{j-1}(\pi)(x)), \quad (58)$$

¹⁵We build this set recursively, starting from a large index J , such that $\Pi_n^\lambda(J)$ is a 2^{-J+1} approximation of Π_n^λ . Then, for all $j < J$, we choose $\Pi_n^\lambda(j)$ as a 2^{-j} approximation for $\Pi_n^\lambda(j+1)$, and define the function Ψ_j via $\Psi_j(\pi) = \Psi_j(\Psi_{j+1}(\pi))$. The step-wise differences satisfy the desired bounds and the full approximation error satisfies $D_n^2(\Psi_j(\pi), \pi) \leq \sum_{j=1}^{J-1} D_n^2(\Psi_j(\pi), \Psi_{j+1}(\pi)) + D_n^2(\Psi_J(\pi), \pi) \leq \sum_{j=1}^{J-1} 2^{-j} + 2^{-J+1} = 2^{-J+1}$.

and also note that, for any π and j ,

$$\begin{aligned} \frac{1}{n} \text{Var} \left[\sum_{i=1}^n \Gamma_i \xi_i (\Psi_j(\pi)(X_i) - \Psi_{j+1}(\pi)(X_i)) \mid \{X_i, \Gamma_i\}_{i=1}^n \right] \\ = 4\widehat{S} D_n^2(\Psi_j(\pi), \Psi_{j+1}(\pi)) \leq 2^{2-2j} \widehat{S}, \end{aligned} \quad (59)$$

where $\widehat{S} = \sum_{i=1}^n \Gamma_i^2 / n$.

Our goal is to use the series-based representation in (58) to obtain concentration bounds for our empirical process. To do so, it is helpful to consider terms on 3 different scales, set apart by

$$J(n) := \lfloor \log_2(n) (3 - 2\beta) / 8 \rfloor, \quad J_+(n) := \lfloor \log_2(n) (1 - \beta) \rfloor. \quad (60)$$

Given these thresholds, we can immediately use Jensen's inequality to check that

$$\begin{aligned} \frac{1}{n} \sum_{i=1}^n \Gamma_i \xi_i (\pi(X_i) - \Psi_{J_+(n)}(\pi)(X_i)) &\leq \sqrt{\frac{1}{n} \sum_{i=1}^n \Gamma_i^2 (\pi(X_i) - \Psi_{J_+(n)}(\pi)(X_i))^2} \\ &= 2D_n(\pi, \Psi_{J_+(n)}(\pi)) \sqrt{\widehat{S}} \leq 2^{4-J_+(n)} \sqrt{\widehat{S}}, \end{aligned}$$

and so, given that $\liminf J_+(n) / \log_2(n) > 1/2$ (because $\beta < 1/2$ in Assumption 3),

$$\lim_{n \rightarrow \infty} \sqrt{n} \mathbb{E} \left[\frac{1}{n} \sum_{i=1}^n \Gamma_i \xi_i (\pi(X_i) - \Psi_{J_+(n)}(\pi)(X_i)) \right] = 0,$$

meaning that we can safely ignore all terms $\Psi_j(\pi)(X_i) - \Psi_{j+1}(\pi)(X_i)$ with $j \geq J_+(n)$.

The rest of the proof will show that the terms with $J(n) \leq j < J_+(n)$ are also asymptotically negligible, while the low-order terms with $1 \leq j < J(n)$ determine the first-order behavior of $\mathcal{R}_n(\Pi_n^\lambda)$. Our arguments build on Bernstein's inequality, which guarantees that for any independent, mean-zero variables U_i with $|U_i| \leq M$, and any constant $t > 0$

$$\mathbb{P} \left[\frac{1}{\sqrt{n}} \left| \sum_{i=1}^n U_i \right| \geq t \right] \leq 2 \exp \left[\frac{-t^2}{2} / \left(\frac{1}{n} \sum_{i=1}^n \mathbb{E} [U_i^2] + \frac{Mt}{3\sqrt{n}} \right) \right]. \quad (61)$$

In our problem, Bernstein's inequality means that conditionally on $\{X_i, \Gamma_i\}$ and writing $M_n = 2 \sup \{|\Gamma_i| : 1 \leq i \leq n\}$, we have, for any choice of $t > 0$, $\pi \in \Pi_n^\lambda$ and $j = 1, 2, \dots$,

$$\begin{aligned} \mathbb{P} \left[\left| \frac{1}{\sqrt{n}} \sum_{i=1}^n \Gamma_i \xi_i (\Psi_j(\pi)(X_i) - \Psi_{j+1}(\pi)(X_i)) \right| \geq t 2^{2-j} \sqrt{\widehat{S}} \right] \\ \leq 2 \exp \left[\frac{-t^2 4^{2-j} \widehat{S}}{2} / \left(\frac{4}{n} \sum_{i=1}^n \Gamma_i^2 1(\{\Psi_j(\pi)(X_i) \neq \Psi_{j+1}(\pi)(X_i)\}) + \frac{M_n t 2^{2-j} \sqrt{\widehat{S}}}{3\sqrt{n}} \right) \right] \\ = 2 \exp \left[\frac{-t^2 4^{2-j} \widehat{S}}{2} / \left(16D_n^2(\Psi_j(\pi), \Psi_{j+1}(\pi)) \widehat{S} + \frac{M_n t 2^{2-j} \sqrt{\widehat{S}}}{3\sqrt{n}} \right) \right] \\ \leq 2 \exp \left[\frac{-t^2}{2} \left(1 + \frac{1}{12} \frac{M_n t 2^j}{\sqrt{n\widehat{S}}} \right)^{-1} \right], \end{aligned} \quad (62)$$

where on the last line we used the fact that $D_n^2(\Psi_j(\pi), \Psi_{j+1}(\pi)) \leq 4^{-j}$. Moreover, by the same argument

$$\begin{aligned} & \mathbb{P} \left[\left| \frac{1}{\sqrt{n}} \sum_{i=1}^n \Gamma_i \xi_i (\Psi_j(\pi)(X_i) - \pi(X_i)) \right| \geq t 2^{3-j} \sqrt{\widehat{S}} \right] \\ & \leq 2 \exp \left[\frac{-t^2}{2} \left(1 + \frac{1}{24} \frac{M_n t 2^j}{\sqrt{n \widehat{S}}} \right)^{-1} \right], \end{aligned} \quad (63)$$

because $D_n^2(\Psi_j(\pi), \pi) \leq 4^{1-j}$ for any policy π via the geometric series formula.

Given these preliminaries, we are now ready to verify that terms $\Psi_j(\pi)(X_i) - \Psi_{j+1}(\pi)(X_i)$ in (58) with $J(n) \leq j < J_+(n)$ are in fact negligible. To do so, we collapse all approximating policies with $J(n) \leq j < J_+(n)$, and directly compare $\Psi_{J(n)}(\pi)$ to $\Psi_{J_+(n)}(\pi)$. Because of our “no branching” construction, we know that $\Psi_{J(n)}(\pi) = \Psi_{J(n)}(\Psi_{J_+(n)}(\pi))$ for all policies $\pi \in \Pi_n^\lambda$, and so

$$\begin{aligned} & \mathbb{P} \left[\sup \left\{ \left| \frac{1}{\sqrt{n}} \sum_{i=1}^n \Gamma_i \xi_i (\Psi_{J(n)}(\pi)(X_i) - \Psi_{J_+(n)}(X_i)) \right| : \pi \in \Pi_n^\lambda \right\} \geq t 2^{3-J(n)} \sqrt{\widehat{S}} \right] \\ & = \mathbb{P} \left[\sup \left\{ \left| \frac{1}{\sqrt{n}} \sum_{i=1}^n \Gamma_i \xi_i (\Psi_{J(n)}(\pi)(X_i) - \pi(X_i)) \right| : \pi \in \Pi_n^\lambda(J_+(n)) \right\} \geq t 2^{3-J(n)} \sqrt{\widehat{S}} \right] \\ & \leq 2 |\Pi_n^\lambda(J_+(n))| \exp \left[\frac{-t^2}{2} \left(1 + \frac{1}{24} \frac{M_n t 2^{J(n)}}{\sqrt{n \widehat{S}}} \right)^{-1} \right], \end{aligned}$$

where the last inequality is simply a union bound over (63). By Assumption 3 and (21), we know that (recall that Π_n^λ is a subset of Π_n)

$$\begin{aligned} \log |\Pi_n^\lambda(J_+(n))| & \leq \log N_{D_n} \left(2^{-J_+(n)}, \Pi_n^\lambda, \{X_i, \Gamma_i\} \right) \\ & \leq \log N_H \left(4^{-J_+(n)}, \Pi_n^\lambda \right) \leq 5 \log(4) J_+(n) n^\beta. \end{aligned} \quad (64)$$

The next step is to plug $t^2 = 4^{J(n)} / (\widehat{S} \log(n))$ into the previous bound. Given this choice along with Assumption 3 and (60), $t 2^{J(n)} / \sqrt{n}$ grows with n , and so the bound simplifies as follows for large enough n :

$$\begin{aligned} & \mathbb{P} \left[\sup \left\{ \left| \frac{1}{\sqrt{n}} \sum_{i=1}^n \Gamma_i \xi_i (\Psi_{J(n)}(\pi)(X_i) - \Psi_{J_+(n)}(X_i)) \right| : \pi \in \Pi_n^\lambda \right\} \geq 8 / \sqrt{\log(n)} \right] \\ & \leq 2 |\Pi_n^\lambda(J_+(n))| \exp \left[\frac{-6t \sqrt{n \widehat{S}}}{2^{J(n)} M_n} \right] \\ & \leq 2 \exp \left[\sqrt{n} \left(5 \log(4) J_+(n) n^{\beta-1/2} - \frac{6}{M_n \sqrt{\log(n)}} \right) \right]. \end{aligned}$$

Finally, noting that

$$M_n = \mathcal{O}_P \left(\sqrt{\log(n)} \right) \quad (65)$$

because Γ_i is sub-Gaussian and $\text{Var}[\Gamma_i]$ is bounded from below (recall that M_n is the supremum of $|\Gamma_i|$), Assumption 3 implies that $J_+(n)n^{\beta-1/2} = o_P(M_n\sqrt{\log(n)})$, and so the right-hand side probability bound converges to 0 in probability. In other words, we have shown that

$$\sup \left\{ \left| \frac{1}{\sqrt{n}} \sum_{i=1}^n \Gamma_i \xi_i (\Psi_{J(n)}(\pi)(X_i) - \Psi_{J_+(n)}(X_i)) \right| : \pi \in \Pi_n^\lambda \right\} \leq \frac{8}{\sqrt{\log(n)}}$$

with probability tending to 1 at a rate of $e^{-\Omega(\sqrt{n}/\log(n))}$. Noting the speed of the convergence, it is also straight-forward to check that the expectation of the supremum is bounded at the same scale. Thus, the terms with $J(n) \leq j < J_+(n)$ in fact do not contribute to the first-order behavior of the Rademacher complexity.

We are now finally ready to study the terms of (58) that matter, i.e., those with $j < J(n)$. To get started, for every n , $j \geq 1$ and a sequence $\delta_n > 0$, define the event

$$\begin{aligned} \mathcal{E}_{j,n} &:= \left\{ \sup_{\pi \in \Pi_n^\lambda} \left| \frac{1}{\sqrt{n}} \sum_{i=1}^n \Gamma_i \xi_i (\Psi_j(\pi)(X_i) - \Psi_{j+1}(\pi)(X_i)) \right| \geq 2^{2-j} t_{j,n} \sqrt{\widehat{S}} \right\} \\ t_{j,n} &:= 2 \sqrt{\log(N_H(4^{-(j+1)}, \Pi_n^\lambda)) + \log\left(\frac{2j^2}{\delta_n}\right)}. \end{aligned} \quad (66)$$

By (62), we immediately see that

$$\mathbb{P}[\mathcal{E}_{j,n}] \leq 2 |\Pi_n^\lambda(j+1)| \exp \left[\frac{-t_{j,n}^2}{2} \left(1 + \frac{1}{12} \frac{M_n t_{j,n} 2^j}{\sqrt{n \widehat{S}}} \right)^{-1} \right]. \quad (67)$$

Now, using similar arguments to those made in (64) as well as the definition (60), we see that, for all $j \leq J(n) - 1$,

$$\begin{aligned} \frac{\sqrt{\log(N_H(4^{-(j+1)}, \Pi_n^\lambda))} 2^j}{\sqrt{n}} &\leq \frac{\sqrt{\log(N_H(4^{-J(n)}, \Pi_n^\lambda))} 2^{J(n)}}{\sqrt{n}} \\ &\leq \sqrt{5 \log(4) J(n) n^{\beta-1} 2^{J(n)}} \leq \sqrt{5 \log(4) \log_2(n) n^{\frac{-1+2\beta}{8}}}. \end{aligned}$$

Recalling (65) and assuming that δ_n^{-1} grows at most polynomially in n , this implies that the sub-Gaussian part of (67) dominates and that there is an index N such that for all $n \geq N$ and all $j < J(n)$,

$$\mathbb{P}[\mathcal{E}_{j,n}] \leq 2 |\Pi_n^\lambda(j+1)| \exp \left[\frac{-t_{j,n}^2}{4} \right] = \frac{\delta_n}{j^2} |\Pi_n^\lambda(j+1)| / N_H(4^{-(j+1)}, \Pi_n^\lambda) \leq \frac{\delta_n}{j^2}.$$

Thus, we find that, for large enough n , $\mathcal{E}_{j,n}$ does not happen for any $1 \leq j < J(n)$ with probability at least $1 - \delta_n \sum_{j=1}^\infty j^{-2}$.

On the event than none of these $\mathcal{E}_{j,n}$ happen, we can directly verify that, starting from

any small index J_0 ,

$$\begin{aligned}
& \sqrt{n} \sup_{\pi \in \Pi_n^\lambda} \left| \frac{1}{n} \sum_{i=1}^n \Gamma_i \xi_i \sum_{j=J_0}^{J(n)} (\Psi_j(\pi) - \Psi_{j-1}(\pi)) (X_i) \right| \\
& \leq \sqrt{\widehat{S}} \sum_{j=J_0}^{J(n)} 2^{3-j} \sqrt{\log(N_H(4^{-j}, \Pi_n^\lambda)) + \log(j^2/\delta_n)} \\
& \leq 8\sqrt{\widehat{S}} \sum_{j=J_0}^{J(n)} \left(2^{-j} \sqrt{5 \log(4) d_n j + 2 \log(j)} + \sqrt{\log(\delta_n^{-1})} \right) \\
& \leq 8\sqrt{\widehat{S}} \left(\sqrt{7d_n + 1} \sum_{j=J_0}^{J(n)} 2^{-j} \sqrt{j} + 2^{-J_0} \sqrt{\log(\delta_n^{-1})} \right).
\end{aligned} \tag{68}$$

Applying this bound separately for the sequences $\delta_n = \max\{2^{-k}, 1/n\}$ for $k = 1, 2, \dots$, and combining it with our results about the contribution of higher-order terms being negligible on the \sqrt{n} -scale, we obtain the following bound on the expectation:

$$\begin{aligned}
\Xi(J_0) &:= \limsup_{n \rightarrow \infty} \sqrt{n} \mathbb{E} \left[\sup_{\pi \in \Pi_n^\lambda} \left| \frac{1}{n} \sum_{i=1}^n \Gamma_i \xi_i (\pi(X_i) - \Psi_{J_0}(\pi)(X_i)) \right| \right] \\
&\leq 8\mathbb{E} \left[\sqrt{\widehat{S}} \right] \left(\sqrt{7d_n + 1} \sum_{j=J_0}^{J(n)} 2^{-j} \sqrt{j} + 2^{-J_0} \sum_{k=1}^{\infty} 2^{-k} \sqrt{k \log(2)} \right) \\
&\leq 2^{-J_0} \sqrt{S_n} \left(29\sqrt{d_n} \sqrt{J_0} + 3\sqrt{J_0} + 9 \right),
\end{aligned} \tag{69}$$

where for the last line we note that $\mathbb{E}[\sqrt{\widehat{S}}] \leq \sqrt{S_n}$ by concavity of the square-root function.

It now remains to pick a value of J_0 , and then prove a separate bound for the initial set of approximating policies over which we do not use chaining. Here, we use

$$J_0 := 1 + \left\lfloor \log_4 \left(\frac{S_n}{S_n^\lambda} \right) \right\rfloor, \tag{70}$$

in which case (69) becomes

$$\Xi(J_0) \leq 4\sqrt{S_n^\lambda} \left((29\sqrt{d_n} + 3) \sqrt{1 + \left\lfloor \log_4 \left(\frac{S_n}{S_n^\lambda} \right) \right\rfloor} + 9 \right). \tag{71}$$

It only remains to bound the Rademacher complexity of the class $\Pi_n^\lambda(J_0)$. Here, we note that, mirroring the argument leading to (32)

$$\sup \left\{ \text{Var} \left[\frac{1}{n} \sum_{i=1}^n \xi_i (\Gamma_i \pi(X_i) - A_n^*) \right] : \pi \in \Pi_n^\lambda \right\} \leq \frac{S_n^\lambda + 4\lambda^2}{n},$$

where we used the short-hand $A_n^* = \sup\{A_n(\pi) : \pi \in \Pi_n\}$. Then, an application of Bern-

stein's inequality (61) tells us that, for any $\delta > 0$,

$$\begin{aligned} \limsup_{n \rightarrow \infty} \mathbb{P} \left[\frac{1}{\sqrt{n(S_n^\lambda + 4\lambda^2)}} \sup_{\{\pi \in \Pi_\lambda\}} \left\{ \left| \sum_{i=1}^n \xi_i (\Gamma_i A_{J_0}^\lambda(\pi)(X_i) - Q(\pi^*)) \right| \right\} \right. \\ \left. \geq 2 \sqrt{\log(N_H(4^{-(J_0+1)}, \Pi)) + \log\left(\frac{\delta}{2}\right)} \right] \leq \delta, \end{aligned}$$

and so, following the same reasoning as before, we see that

$$\begin{aligned} \limsup_{n \rightarrow \infty} \frac{1}{\sqrt{n(S_n^\lambda + 4\lambda^2)}} \mathbb{E} \left[\sup_{\{\pi \in \Pi_\lambda\}} \left\{ \left| \sum_{i=1}^n \xi_i (\Gamma_i A_{J_0}^\lambda(\pi)(X_i) - Q(\pi^*)) \right| \right\} \right] \\ \leq 2 \sqrt{\log(N_H(4^{-(J_0+1)}, \Pi))} + 2 \sum_{k=1}^{\infty} 2^{-k} \sqrt{(k+1) \log(2)}, \\ \leq 6 \sqrt{(J_0+1)d_n} + 3, \end{aligned} \quad (72)$$

where on the last line we used (21). Combining (69) with (72), we finally conclude that whenever d_n grows with n ,

$$\limsup_{n \rightarrow \infty} \frac{\sqrt{n} \mathbb{E} [\mathcal{R}(\Pi_n^\lambda)]}{\sqrt{d_n(S_n^\lambda + 4\lambda^2)(1 + \lfloor \log_4(S_n/S_n^\lambda) \rfloor)}} \leq 122, \quad (73)$$

and similar statements (with a larger right-hand side constant) can be made in the case where d_n remains bounded. These are all summarized together in (34).

A.2 Proof of Corollary 3

First, as argued by Bartlett and Mendelson (2002) in the proof of their Theorem 8,

$$\mathbb{E} \left[\sup \left\{ \left| \tilde{A}_n(\pi) - A_n(\pi) \right| : \pi \in \Pi_n^\lambda \right\} \right] \leq 2 \mathbb{E} [\mathcal{R}_n(\Pi_n^\lambda)], \quad (74)$$

The fact that we defined a centered Rademacher complexity in (30) does not affect this result: We can check this formally by applying the result of Bartlett and Mendelson (2002) to the difference $\tilde{A}_n(\pi) - \sup_{\Pi} A_n(\pi) - A_n(\pi) + \sup_{\Pi} A_n(\pi)$. Thus, our first claim directly follows.

Then, to check concentration, we need to bound $\sup_{\pi \in \Pi_n} |\tilde{A}_n(\pi) - A_n(\pi)|$ in terms of its expectation. Recall that $\tilde{A}_n(\pi) = n^{-1} \sum \Gamma_i \pi(X_i)$, and that the Γ_i are uniformly sub-Gaussian. Because the Γ_i are not bounded, it is convenient to define truncated statistics

$$\tilde{A}_n^{(-)}(\pi) = \frac{1}{n} \sum_{i=1}^n \Gamma_i^{(-)} \pi(X_i), \quad \Gamma_i^{(-)} = \Gamma_i \mathbf{1}(\{|\Gamma_i| \leq \log(n)\}).$$

Here, we of course have that $|\Gamma_i^{(-)}| \leq \log(n)$, and so we can apply Talagrand's inequality as described in Bousquet (2002) to these truncated statistics. We see that, for any $\delta > 0$, with

probability at least $1 - \delta$,

$$\begin{aligned} \sup_{\pi \in \Pi_n^\lambda} \left| \tilde{A}_n^{(-)}(\pi) - A_n^{(-)}(\pi) \right| &\leq \mathbb{E} \left[\sup_{\pi \in \Pi_n^\lambda} \left| \tilde{A}_n^{(-)}(\pi) - A_n^{(-)}(\pi) \right| \right] + \frac{\log(n) \log(\delta)}{3n} \\ &\quad + \sqrt{2 \log(\delta^{-1}) \left(\sup_{\pi \in \Pi_n^\lambda} \text{Var} \left[\tilde{A}_n(\pi) \right] + \frac{2 \log(n)}{n} \mathbb{E} \left[\sup_{\pi \in \Pi_n^\lambda} \left| \tilde{A}_n^{(-)}(\pi) - A_n^{(-)}(\pi) \right| \right] \right)}, \end{aligned}$$

where we used the short-hand $A_n^{(-)}(\pi) = \mathbb{E}[\tilde{A}_n^{(-)}(\pi)]$. Moreover, because the Γ_i are uniformly sub-Gaussian, we can immediately verify that

$$\mathbb{E} \left[\left| \sup_{\pi \in \Pi_n^\lambda} \left| \tilde{A}_n^{(-)}(\pi) - A_n^{(-)}(\pi) \right| - \sup_{\pi \in \Pi_n} \left| \tilde{A}_n(\pi) - A_n(\pi) \right| \right| \right]$$

decays exponentially fast in n ; similarly, $n \sup_{\pi \in \Pi_n^\lambda} \text{Var} \left[\tilde{A}_n(\pi) \right] - S_n^\lambda$ also decays exponentially fast. Using (74) and noting that, by Lemma 2 and Assumption 3, $\mathbb{E}[\mathcal{R}_n(\Pi_n^\lambda)]$ decays polynomially in n , we conclude that with probability at least $1 - \delta$,

$$\begin{aligned} &\sup \left\{ \left| \tilde{A}_n(\pi) - A_n(\pi) \right| : \pi \in \Pi_n^\lambda \right\} \\ &\leq (1 + o(1)) \left(\mathbb{E} \left[\sup \left\{ \left| \tilde{A}_n(\pi) - A_n(\pi) \right| : \pi \in \Pi_n^\lambda \right\} \right] + \sqrt{\frac{2S_n^\lambda \log(\delta)}{n}} \right), \end{aligned} \quad (75)$$

thus establishing our second claim.

A.3 Proof of Lemma 4

In the argument below, we omit all n -subscripts for readability, e.g., we write $\hat{A}(\pi)$ instead of $\hat{A}_n(\pi)$. For any fixed policy π , we begin by expanding out the difference of interest as

$$\begin{aligned} &\hat{A}(\pi) - \tilde{A}(\pi) \\ &= \frac{1}{n} \sum_{i=1}^n (2\pi(X_i) - 1) (Y_i - m(X_i, W_i)) \left(\hat{g}^{(-k(i))}(X_i, Z_i) - g^{(-k(i))}(X_i, Z_i) \right) \\ &\quad + \frac{1}{n} \sum_{i=1}^n (2\pi(X_i) - 1) \left(\tau_{\hat{m}^{(-k)}}(X_i) - \tau_m(X_i) - g(X_i, Z_i) \left(\hat{m}^{(-k(i))}(X_i, W_i) - m(X_i, W_i) \right) \right) \\ &\quad - \frac{1}{n} \sum_{i=1}^n (2\pi(X_i) - 1) \left(\hat{m}^{(-k(i))}(X_i, W_i) - m(X_i, W_i) \right) \left(\hat{g}^{(-k(i))}(X_i, Z_i) - g^{(-k(i))}(X_i, Z_i) \right). \end{aligned}$$

Denote these three summands by $D_1(\pi)$, $D_2(\pi)$ and $D_3(\pi)$. We will bound all 3 summands separately.

To bound the first term, it is helpful separate out the contributions of the K different folds:

$$\begin{aligned} D_1^{(k)}(\pi) &= \frac{1}{n} \sum_{\{i: k(i)=k\}} (2\pi(X_i) - 1) (Y_i - m(X_i, W_i)) \\ &\quad \left(\hat{g}^{(-k(i))}(X_i, Z_i) - g^{(-k(i))}(X_i, Z_i) \right). \end{aligned} \quad (76)$$

Now, because $\hat{g}^{(-k)}(\cdot)$ was only computed using data from the $K - 1$ folds, we can condition on the value of this function estimate to make the individual terms in the above sum independent. By Assumption 2, we know that

$$\sup_{x \in \mathcal{X}} \left| \left(\hat{g}^{(-k)}(x) - g(x) \right) \right| \leq 1$$

with probability tending to 1, and so the individual summands in (76) are bounded by 1 (and thus uniformly sub-Gaussian) with probability tending to 1. Then, writing

$$V_n(k) = \mathbb{E} \left[\left(\hat{g}^{(-k)}(X) - g(X) \right)^2 \text{Var} [Y - m(X, W) \mid X] \mid \hat{\mu}_{+1}^{(-k)}(\cdot) \right]$$

for the variance of $D_1^{(k)}(\pi)$ conditionally on the model $\hat{g}^{(-k)}(\cdot)$ fit on the other $K - 1$ folds, we can apply Corollary 3 to establish that

$$\frac{n}{n_k} \mathbb{E} \left[\sup_{\pi \in \Pi} \left| A_{+1}^{(k)}(\pi) \right| \mid \hat{\mu}_{+1}^{(-k)}(\cdot) \right] = \mathcal{O} \left(\kappa(\Pi_n) \sqrt{\frac{V_n(k)}{n_k}} \right), \quad (77)$$

where $n_k = |\{i : k(i) = k\}|$ denotes the number of observations in the k -th fold. Since we compute our doubly robust scores using a finite number of evenly-sized folds, $n_k/n \rightarrow 1/K$, we can use our risk bounds in Assumption 2 to check that

$$\begin{aligned} \mathbb{E} [V_n(k)] &\leq \mathbb{E} \left[\nu^2 \mathbb{E} \left[\left(\hat{\mu}_{+1}^{(-k)}(X) - \mu_{+1}(X) \right)^2 \mid \hat{\mu}_{+1}^{(-k)}(\cdot) \right] \right] \\ &= \mathcal{O} \left(a \left(\frac{K-1}{K} n \right) n^{-\zeta_g} \right). \end{aligned} \quad (78)$$

Then, applying (77) separately to all K folds and using Jensen's inequality, we find that

$$\mathbb{E} \left[\sup_{\pi \in \Pi} |D_1(\pi)| \right] = \mathcal{O} \left(\nu \kappa(\Pi_n) \sqrt{\frac{a((1-K^{-1})n)}{n^{1+\zeta_g}}} \right), \quad (79)$$

Meanwhile, recall that by the properties of our weighting function (10), we know that $\mathbb{E} [\tau_f(X_i) - g(X_i, Z_i) f(X_i, W_i) \mid X_i] = 0$ for any conditional response function $f(\cdot)$, which in particular means that, by cross-fitting,

$$\mathbb{E} \left[\tau_{\hat{m}^{(-k)}}(X_i) - \tau_m(X_i) - g(X_i, Z_i) \left(\hat{m}^{(-k(i))}(X_i, W_i) - m(X_i, W_i) \right) \mid X_i, \hat{m}^{(-k(i))}(\cdot) \right] = 0.$$

Thus, by a similar argument as before, we find that

$$\mathbb{E} \left[\sup_{\pi \in \Pi} |D_2(\pi)| \right] = \mathcal{O} \left(\frac{1}{\eta} \kappa(\Pi_n) \sqrt{\frac{a((1-K^{-1})n)}{n^{1+\zeta_m}}} \right), \quad (80)$$

where η is the uniform ‘‘overlap’’ bound on the weighting function $g(\cdot)$.

It now remains to bound the final term, $D_3(\pi)$. Here, we can use the Cauchy-Schwarz

inequality to verify that

$$\begin{aligned}
|D_3(\pi)| &= \left| \frac{1}{n} \sum_{i=1}^n (2\pi(X_i) - 1) \left(\hat{m}^{(-k(i))}(X_i, W_i) - m(X_i, W_i) \right) \right. \\
&\quad \left. \left(\hat{g}^{(-k(i))}(X_i, Z_i) - g^{(-k(i))}(X_i, Z_i) \right) \right| \\
&\leq \sqrt{\frac{1}{n} \sum_{i=1}^n \left(\hat{m}^{(-k(i))}(X_i, W_i) - m(X_i, W_i) \right)^2} \\
&\quad \sqrt{\frac{1}{n} \sum_{i=1}^n \left(\hat{g}^{(-k(i))}(X_i, Z_i) - g^{(-k(i))}(X_i, Z_i) \right)^2}.
\end{aligned}$$

This bound is deterministic and does not depend on π ; thus, it also holds as a bound for the supremum of $|D_3(\pi)|$ over all π . Then, applying Cauchy-Schwarz again to the above product, we see that

$$\begin{aligned}
\mathbb{E} \left[\frac{n \sup_{\pi \in \Pi} |D_3(\pi)|}{|\{i : W_i = 1\}|} \right] &\leq \sqrt{\mathbb{E} \left[\left(\hat{m}^{(-k(i))}(X_i, W_i) - m(X_i, W_i) \right)^2 \right]} \\
&\quad \sqrt{\mathbb{E} \left[\left(\hat{g}^{(-k(i))}(X_i, Z_i) - g^{(-k(i))}(X_i, Z_i) \right)^2 \right]} \\
&\leq a \left(\left\lfloor \frac{K-1}{K} n \right\rfloor \right) / \sqrt{\left\lfloor \frac{K-1}{K} n \right\rfloor},
\end{aligned}$$

The desired conclusion now follows from combining these three bounds.

A.4 Proof of Theorem 5

Writing $\text{VC}(\Pi) = d$, we know that there exists a collection of d non-overlapping sets \mathcal{A}_j for $j = 1, \dots, d$ such that Π shatters this collection of sets, i.e., for any vector $\varsigma \in \{0, 1\}^d$, there exist a policy $\pi \in \Pi$ such that $\pi(x) = \varsigma_j$ for all $x \in \mathcal{A}_j$. Our proof starts with such a collection of sets $\{\mathcal{A}_j\}_{j=1}^d$ and a distribution \mathcal{P} over \mathcal{X}_s such that

$$\mathbb{E}_{\mathcal{P}} \left[1(\{X \in \mathcal{A}_j\}) \frac{\sigma^2(X)}{e(X)(1-e(X))} \right] = \frac{S_{\mathcal{P}}}{d} \quad \text{for } j = 1, \dots, d, \quad (81)$$

where $S_{\mathcal{P}}$ is as defined in (47). We will establish our result by studying learning over Π with features drawn from this distribution \mathcal{P} .

Now, to lower-bound the minimax risk for policy learning for unknown bounded treatment effect functions $\tau(\cdot)$, it is sufficient to bound minimax risk over a smaller class of policies T , as minimax risk increases with the complexity of the class T . Noting this fact, we restrict our analysis to treatment functions T such that

$$\tau(x) = \frac{\sigma^2(x) c_j}{e(x)(1-e(x))} \Big/ \mathbb{E} \left[\frac{\sigma^2(x) 1(\{X \in \mathcal{A}_j\})}{e(X)(1-e(X))} \right]$$

for all $x \in \mathcal{A}_j$, where $c_j \in \mathbb{R}$ is an unknown coefficient for each $j = 1, \dots, d$. If we knew the values of c_j for $j = 1, 2, \dots, d$, the optimal policy $\pi^* \in \Pi$ would be treat only those j -groups with a positive c_j , i.e., $\pi^*(x) = 1(\{c_j > 0\})$ for all $x \in \mathcal{A}_j$.

Now, following the argument of [Hirano and Porter \(2009\)](#) (we omit details for brevity), the minimax policy learner is of the form $\hat{\pi}^*(x) = 1(\{\hat{c}_j^* > 0\})$ for all $x \in \mathcal{A}_j$, where \hat{c}_j^* is an efficient estimator for c_j . Moreover, in this example, we can use [\(81\)](#) to verify that the semiparametric efficient variance for estimating c_j is $S_{\mathcal{P}}/d$. Thus, the efficient estimator \hat{c}_j^* will incorrectly estimate the sign of c_j with probability tending to $\Phi(-c_j \sqrt{d/S_{\mathcal{P}}})$, where $\Phi(\cdot)$ denotes the standard Gaussian cumulative distribution function. (Recall that, in our sampling model [\(46\)](#), the signal also decays as $1/\sqrt{n}$.)

By construction, we suffer an expected utility loss of $2|c_j|$ from failing to accurately estimate the sign of c_j . Thus, by the above argument, given fixed values of c_j , the efficient policy learner will suffer an asymptotic regret

$$\lim_{n \rightarrow \infty} \sqrt{n} \mathbb{E} [R_n] = \sum_{j=1}^d 2|c_j| \Phi\left(-|c_j| \sqrt{d/S_{\mathcal{P}}}\right),$$

assuming that an efficient estimator \hat{c}_j^* in fact exists (and we know that one does, following the discussion in [Section 4](#)). Setting $|c_j| = 0.75\sqrt{S_{\mathcal{P}}/d}$, this limit becomes

$$\lim_{n \rightarrow \infty} \sqrt{n} \mathbb{E} [R_n] = 1.5\Phi(-0.75)\sqrt{d S_{\mathcal{P}}},$$

which, noting that $1.5\Phi(-0.75) \geq 0.33$, concludes the proof.