

Magnon Spin-Momentum Locking: Possible Realizations in Non-collinear Antiferromagnets

Nobuyuki Okuma*

Department of Physics, University of Tokyo, Hongo 7-3-1, Tokyo 113-0033, Japan

(Dated: May 10, 2022)

We generalize the concept of the spin-momentum locking to magnonic systems, and derive the formula to calculate the spin expectation value for one-magnon states of general two-body spin Hamiltonians. By using the argument of massless Nambu-Goldstone modes, we give no-go conditions for magnon spin to be independent of momentum. As examples of the magnon spin-momentum locking, we analyze a one-dimensional antiferromagnet with the Neel order and two-dimensional kagome lattice antiferromagnets with the 120° structure. We find that the magnon spin depends on its momentum even when the Hamiltonian has the z -axis spin rotational symmetry, which can be explained in the context of a singular band point or a $U(1)$ symmetry breaking. A spin vortex in momentum space generated in a kagome lattice antiferromagnet has the winding number $Q = -2$, while the typical one observed in topological insulator surface states is characterized by $Q = +1$. A magnonic analogue of the surface states, the Dirac magnon with $Q = +1$, is found in another kagome lattice antiferromagnet. We also derive the sum rule for Q by using the Poincaré-Hopf index theorem.

PACS numbers: 75.30.Ds, 75.50.Ee, 72.20.-i, 75.76.+j, 85.70.-w

Introduction.—The physics of magnons [1, 2], the quanta of spin wave excitations, is enriched by their multi-band nature. Although magnons have no internal degrees of freedom other than spin, such as atomic orbitals, the presence of chemical and magnetic sublattices allows magnonic systems to exhibit non-trivial band structures. In particular, recent studies have generalized many concepts in topological band theory [3–5], established in multi-band electron systems, to magnonic systems, e.g. the magnon Hall effect [6–9], magnon topological insulator [10–13], and Weyl [14] (Dirac [15]) magnons.

Another interesting feature is spin angular momentum carried by one magnon. Magnon spin in multi-band systems, which has been studied for a long time [16], attracts renewed attention [17–20] motivated by recent development of spintronic techniques [2]. Except for in simple collinear ferromagnets, magnon spin generally depends on its band properties. For instance, the magnon spin Nernst effect in antiferromagnets, which is a magnonic analogue of the spin Hall effect, is interpreted as the two copies of the magnon Hall effect for magnons with opposite spins [17, 18]. This example shows the importance of considering the spin direction of each magnon mode in magnon spintronics [2].

In this Letter, we generalize the concept of spin-momentum locking to magnonic systems. The conventional spin-momentum locking, in which electron spin depends on its momentum, is described by a non-interacting Hamiltonian without rotational symmetry in spin space, such as the Dirac Hamiltonian of topological insulator surface states [3, 4]. We define the magnon spin for each band and prove a no-go theorem which states that magnon spin is momentum independent for several conditions. By performing a numerical calculation for kagome lattice antiferromagnets with a 120° structure,

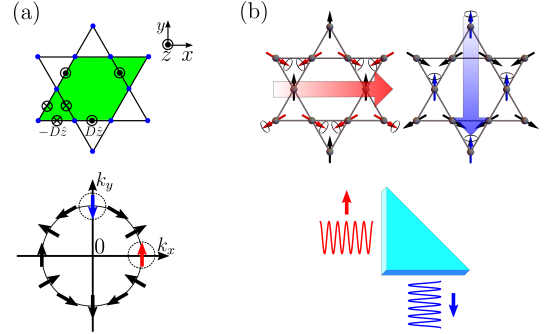


FIG. 1. (a) Schematics of the magnon spin-momentum locking with the winding number $Q = -2$ in a magnon band of a kagome lattice antiferromagnet with the Dzyaloshinskii-Moriya interaction denoted by $\pm D\hat{z}$. The magnetic unit cell, shown by the green region, is the same as the chemical unit cell. Precise vector plots of magnon spin are shown in Fig. 3. (b) Upper: real space illustration of spin-momentum-locked magnon modes with $\mathbf{k} = (k_x, 0)$ (red) and $\mathbf{k} = (0, -k_y)$ (blue). Lower: schematics of magnon spin flip device using the spin-momentum locking with $Q = -2$.

we find a spin-momentum-locked magnon band characterized by the winding number [21] $Q = -2$ [Fig. 1]. Our results for spin Hamiltonians with z -axis spin rotational symmetry demonstrate for the first time that spin-momentum locking can be generated through spontaneous symmetry breaking.

Definition of \mathbf{k} -dependent magnon spin.—A general two-body spin interaction Hamiltonian is given by

$$H = \frac{1}{2} \sum_{\mathbf{R}, \mathbf{R}'} \sum_{i,j=1}^N \sum_{a,b} J_{ij}^{ab}(\mathbf{R}, \mathbf{R}') S_{\mathbf{R},i}^a S_{\mathbf{R}',j}^b, \quad (1)$$

where $\mathbf{S}_{\mathbf{R},i} = (S_{\mathbf{R},i}^x, S_{\mathbf{R},i}^y, S_{\mathbf{R},i}^z)$ is the spin operator at

each site, \mathbf{R}, \mathbf{R}' denote the magnetic lattice vectors, i, j denote the magnetic-sublattice indices, and N is the number of sites in a magnetic unit cell. To rewrite the spin Hamiltonian (1) in terms of spin excitations (magnons) around a classical ground state, we introduce the Holstein-Primakoff boson operators (a, a^\dagger):

$$\begin{aligned} S_{\mathbf{R},i} \simeq & M_i^z (S_0 - a_{\mathbf{R},i}^\dagger a_{\mathbf{R},i}) + M_i^x \sqrt{2S_0} \frac{a_{\mathbf{R},i} + a_{\mathbf{R},i}^\dagger}{2} \\ & + M_i^y \sqrt{2S_0} \frac{a_{\mathbf{R},i} - a_{\mathbf{R},i}^\dagger}{2i}, \end{aligned} \quad (2)$$

where S_0 is the size of the spin, and $\{\mathbf{M}_i^a\}$ is the set of the basis vectors of the rotating frame in which \mathbf{M}_i^z is in the direction of classical spin at i . The corresponding quadratic form of boson Hamiltonian is given by

$$H = \frac{1}{2} \sum_{\mathbf{k}} (\mathbf{a}_{\mathbf{k}}^\dagger, \mathbf{a}_{-\mathbf{k}}) \cdot \hat{\mathcal{H}}_{\mathbf{k}} \cdot \begin{pmatrix} \mathbf{a}_{\mathbf{k}} \\ \mathbf{a}_{-\mathbf{k}}^\dagger \end{pmatrix}, \quad (3)$$

where \mathbf{k} is the crystal momentum, $\mathbf{a}_{\mathbf{k}}^\dagger = (a_{\mathbf{k},1}^\dagger, \dots, a_{\mathbf{k},N}^\dagger)$, and $\hat{\mathcal{H}}_{\mathbf{k}}$ is a $2N \times 2N$ bosonic Bogoliubov-de Gennes (BdG) Hamiltonian. We ignore magnon-magnon interactions in Eqs. (2) and (3) by assuming $S_0 \gg 1$ [23]. The eigenenergy problem of Eq. (3) can be solved by the Bogoliubov transformation [22]:

$$\begin{aligned} \hat{Q}_{\mathbf{k}}^\dagger \hat{\mathcal{H}}_{\mathbf{k}} \hat{Q}_{\mathbf{k}} &= \begin{pmatrix} \hat{E}_{\mathbf{k}} & 0 \\ 0 & \hat{E}_{-\mathbf{k}} \end{pmatrix}, \\ H &= \sum_{\mathbf{k},\alpha} E_{\mathbf{k},\alpha} b_{\mathbf{k},\alpha}^\dagger b_{\mathbf{k},\alpha}, \end{aligned} \quad (4)$$

where $\hat{Q}_{\mathbf{k}}, \hat{Q}_{\mathbf{k}}^\dagger$ are $2N \times 2N$ para-unitary matrices, and $\hat{E}_{\mathbf{k}} = \text{diag}(E_{\mathbf{k},1}, \dots, E_{\mathbf{k},\alpha}, \dots, E_{\mathbf{k},N})$. (b, b^\dagger) are the magnon field operators, which satisfy

$$a_{\mathbf{k},i} = [\hat{Q}_{\mathbf{k}}]_{i,\alpha} b_{\mathbf{k},\alpha} + [\hat{Q}_{\mathbf{k}}]_{i,\alpha+N} b_{-\mathbf{k},\alpha}^\dagger. \quad (5)$$

Using Eqs. (2) and (5), the total spin operator is given by

$$\begin{aligned} S_{tot} &= \sum_{\mathbf{R}} \sum_i S_{\mathbf{R},i} \\ &= \sum_{\mathbf{k},\alpha} \left[\sum_i (-M_i^z) \left\{ |[\hat{Q}_{\mathbf{k}}]_{i,\alpha}|^2 + |[\hat{Q}_{-\mathbf{k}}]_{i,\alpha+N}|^2 \right\} \right] b_{\mathbf{k},\alpha}^\dagger b_{\mathbf{k},\alpha} \\ &\quad + (\text{off-diagonal terms}) \\ &\quad + (0\text{th- and 1st-order terms of } b, b^\dagger). \end{aligned} \quad (6)$$

Thus, the \mathbf{k} -dependent magnon spin carried by a one-magnon state $|\mathbf{k}, \alpha\rangle \equiv b_{\mathbf{k},\alpha}^\dagger |0\rangle$, where $|0\rangle$ is the Fock vacuum of (b, b^\dagger) , is given by

$$S_{\mathbf{k},\alpha} \equiv \langle \mathbf{k}, \alpha | S_{tot} | \mathbf{k}, \alpha \rangle - \langle 0 | S_{tot} | 0 \rangle = \sum_i (-M_i^z) \left\{ |[\hat{Q}_{\mathbf{k}}]_{i,\alpha}|^2 + |[\hat{Q}_{-\mathbf{k}}]_{i,\alpha+N}|^2 \right\}. \quad (7)$$

No-go conditions for ordered magnets.—In non-interacting electron systems, spin-momentum locking is forbidden for Hamiltonians with rotational symmetries [24]. In magnonic systems, however, it does not hold due to spontaneous symmetry breaking. In the following, we write down no-go conditions for magnon spin to be independent of momentum. By avoiding such conditions, we can construct examples of the spin-momentum locking for Hamiltonians with those symmetries. We first consider two-body spin Hamiltonians with SO(3)-rotational symmetry in spin space such as isotropic Heisenberg models. Suppose that $|0\rangle$ is a ground state with a spontaneous symmetry breaking. Using $[H, S_{tot}^a] = 0$, we can

rewrite S_{tot}^a in terms of (b, b^\dagger) upto the second order [25]:

$$\begin{aligned} S_{tot}^a &= (\text{Const.}) + \sum_{\mathbf{k},\alpha} S_{\mathbf{k},\alpha}^a b_{\mathbf{k},\alpha}^\dagger b_{\mathbf{k},\alpha} \\ &\quad + \sum_{m=1}^{n_{NG}} \left(C_m^a b_{NG,m} + (C_m^a)^* b_{NG,m}^\dagger \right), \end{aligned} \quad (8)$$

where $(b_{NG,m}, b_{NG,m}^\dagger)$ are field operators of massless Nambu-Goldstone (NG) modes associated with the spontaneous symmetry breaking, m denotes the index of the independent massless NG modes, n_{NG} is the total number of the massless NG modes, and C_m^a are complex numbers. For collinear magnets with the symmetry breaking: $\text{SO}(3) \rightarrow \text{U}(1)$, $|0\rangle$ is an eigenstate of the unbroken generator \tilde{S}_{tot}^z , which does not include $(b_{NG,m}, b_{NG,m}^\dagger)$. A

one-magnon state $|\mathbf{k}, \alpha\rangle$ is also an eigenstate of \tilde{S}_{tot}^z :

$$\begin{aligned} \tilde{S}_{tot}^z b_{\mathbf{k},\alpha}^\dagger |0\rangle &= \left[(Const.) + \sum_{\mathbf{k},\beta} \tilde{S}_{\mathbf{k},\beta}^z b_{\mathbf{k},\beta}^\dagger b_{\mathbf{k},\beta} \right] b_{\mathbf{k},\alpha}^\dagger |0\rangle \\ &\propto b_{\mathbf{k},\alpha}^\dagger |0\rangle. \end{aligned} \quad (9)$$

Using the notation $|\mathbf{k}, M\rangle$ that is an eigenstate of \tilde{S}_{tot}^z with an eigenvalue M instead of $|\mathbf{k}, \alpha\rangle$, we obtain

$$\begin{aligned} \langle \mathbf{k}, M | \tilde{S}_{tot}^z | \mathbf{k}, M \rangle &= M, \\ \langle \mathbf{k}, M | \tilde{S}_{tot}^{x(y)} | \mathbf{k}, M \rangle &= \pm \frac{1}{i} \langle \mathbf{k}, M | [\tilde{S}_{tot}^{y(x)}, \tilde{S}_{tot}^z] | \mathbf{k}, M \rangle = 0, \end{aligned} \quad (10)$$

where $\tilde{S}_{tot}^{x(y)}$ satisfy $[\tilde{S}_{tot}^a, \tilde{S}_{tot}^b] = i\epsilon_{abc}\tilde{S}_{tot}^c$. Eq. (10) shows that $S_{\mathbf{k},\alpha}^a$ take quantized values. Because quantized spin components are not changed under a small momentum change $\mathbf{k} \rightarrow \mathbf{k} + \delta\mathbf{k}$, we can not expect the \mathbf{k} -dependent magnon spin in isotropic Heisenberg models with collinear ground states. Note that there is a *trivial* exception. The above statement assumes the smoothness of $S_{\mathbf{k},\alpha}^a$ on the magnon band α . However, when we can not avoid a singularity such as a band crossing point in a one-dimensional system in the adiabatic deformation $\mathbf{k} \rightarrow \mathbf{k}'$, $S_{\mathbf{k},\alpha}^a$ can be changed across the singular region. For non-collinear and non-coplanar systems with symmetry breaking: $SO(3) \rightarrow \{e\}$, where e is the identity element, we can also expect the \mathbf{k} -dependent magnon spin since there is no unbroken generator \tilde{S}_{tot}^z such that $\tilde{C}_m^z = 0$ [26].

Next, we apply a similar argument to the Hamiltonians with the $U(1)$ -rotational symmetry around the z -axis such as XY models. Since $[H, S_{tot}^z] = 0$ and $[H, S_{tot}^{x,y}] \neq 0$, Eq. (8) holds only for the z -component spin. When there is no massless mode, C_m^z and $(C_m^z)^*$ in Eq. (8) are zero. Thus, $|0\rangle$ and $|\mathbf{k}, \alpha\rangle$ are eigenstates of S_{tot}^z , and we can not expect the \mathbf{k} -dependent magnon spin. It is important to note that the above argument does not hold in the presence of the singularity discussed above and symmetry breaking: $U(1) \rightarrow \{e\}$ in which there is one massless NG mode [27], or equivalently, the states are no longer the eigenstates of S_{tot}^z . We construct examples for both cases in the following parts.

trivial example in 1D antiferromagnet.—To gain some insight into the \mathbf{k} -dependent magnon spin, we first consider a simple model of a one-dimensional antiferromagnet, which has been studied in the context of the spin wave field effect transistor [20]:

$$H^{1D} = \sum_{\langle i,j \rangle} [J \mathbf{S}_i \cdot \mathbf{S}_j + D \hat{z} \cdot (\mathbf{S}_i \times \mathbf{S}_j)] + K \sum_i S_{i,z}^2, \quad (11)$$

where $J > 0$ is the nearest neighbor exchange coupling, D is the strength of the Dzyaloshinskii-Moriya (DM) interaction, and $K < 0$ is the easy-axis anisotropy. Although

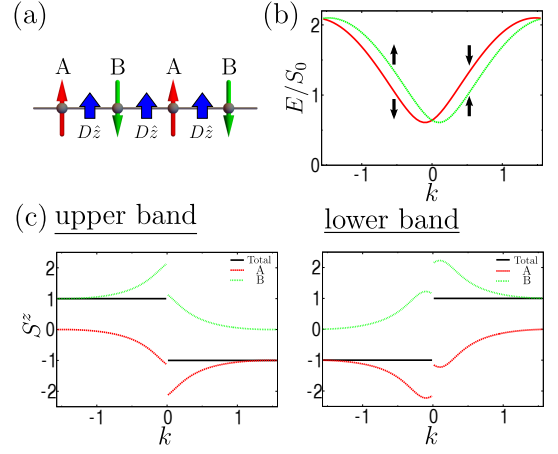


FIG. 2. (a) Schematics of the ground state of a one-dimensional antiferromagnet described by Eq. (11). The ground state is the Neel state with two sublattices (A, B), and their spins are parallel to the DM vector $D\hat{z}$. (b) Magnon band dispersions for $J = 1, D = 0.1$, and $K = -0.05$. The solid and dotted lines denote the magnon states with $S^z = -1$ and 1 , respectively. A and B sublattices' contributions to the z -component spin in the upper and lower bands are plotted for the momentum k in (c) The total S^z is quantized, and its sign is changed across the band crossing points.

the DM interaction and the anisotropy breaks the $SO(3)$ symmetry, they preserve the $U(1)$ symmetry around the z -axis.

For sufficiently small D , the classical ground state is the Neel state with two sublattices A with up spin and B with down spin [Fig. 2(a)]. Using the Holstein-Primakoff transformation around the Neel state:

$$\begin{aligned} S_{R,A}^\pm &= \sqrt{2S_0} a_{R,A}^{(\dagger)}, S_{R,A}^z = S_0 - a_{R,A}^\dagger a_{R,A}, \\ S_{R,B}^\mp &= \sqrt{2S_0} a_{R,B}^{(\dagger)}, S_{R,B}^z = a_{R,B}^\dagger a_{R,B} - S_0, \end{aligned} \quad (12)$$

we can rewrite Eq. (11) in terms of magnons as

$$H^{1D} = \frac{1}{2} \sum_k \Psi_k^\dagger \begin{pmatrix} X(k) & 0 & 0 & Y_-(k) \\ 0 & X(k) & Y_+(k) & 0 \\ 0 & Y_+(k) & X(k) & 0 \\ Y_-(k) & 0 & 0 & X(k) \end{pmatrix} \Psi_k, \quad (13)$$

where k is the one-dimensional momentum, $\Psi_k^\dagger = (a_{k,A}^\dagger, a_{k,B}^\dagger, a_{-k,A}, a_{-k,B})$, $X(k) = 2S(J - K)$, and $Y_\pm(k) = -2S(J \cos k \pm D \sin k)$. We set the lattice constant $a = 1$. By using a standard Bogoliubov transformation technique [22], we can find 4×4 para-unitary matrices \hat{Q}_k^{1D} and $\hat{Q}_k^{1D\dagger}$ that diagonalize Eq. (13). By performing numerical calculations, we plot magnon energies and the z -component magnon spin defined by Eq. (7) for k in Figs. 2 (b) and (c). The band structure has two splitted bands with two crossing points and a finite

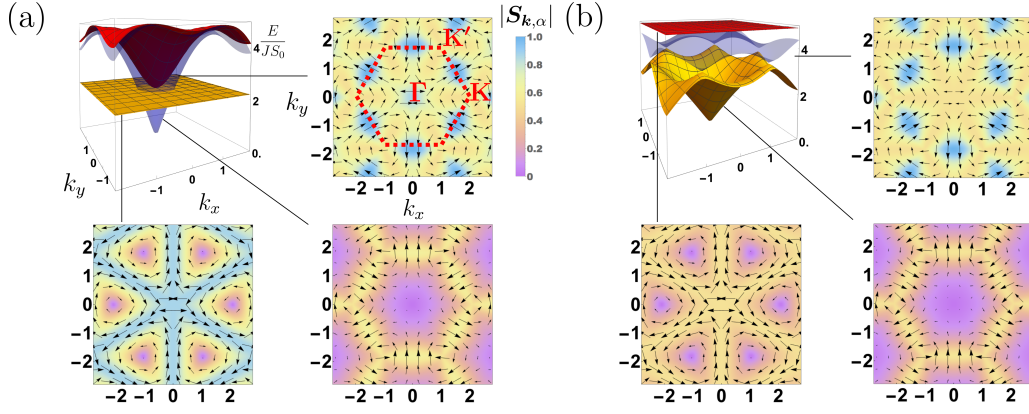


FIG. 3. Magnon band dispersions and \mathbf{k} -dependent spin in kagome lattice antiferromagnets described by Eq. (14) with (a) $J^x = J^y = J^z = 1, D = 0.1$ and with (b) $J^x = J^y = 1, J^z = D = 0$. The lattice constant $a = 1$. The hexagonal region surrounded by the red dotted lines is the first Brillouin zone.

energy gap. As shown in the previous section, the absence of the U(1) symmetry breaking ensures that $|\mathbf{k}, \alpha\rangle$ is an eigenstate of S_{tot}^z . Thus, the z -component magnon spin $S_{\mathbf{k},\alpha}^z$ is quantized, while the contribution from each sublattice does not have to be. The fact that each contribution can be over 1 comes from the quantum nature of the antiferromagnetic magnon [28]. In the upper and lower bands, the sign of $S_{\mathbf{k},\alpha}^z$ is changed across the band crossing points, which does not conflict with our above discussion. This can be interpreted as a *trivial* example of the spin-momentum locking with a collinear spin structure in momentum space.

To explore non-collinear spin structures in momentum space such as in the topological insulator surface state, however, we should consider classical ground states with non-collinear spin structures in real space (see Eq. (7)).

Magnon spin texture in momentum space.—As an example of a non-collinear structure, we consider the 120° structure in kagome lattice antiferromagnets, which have not only magnetic but also chemical sublattices. We analyze the following Hamiltonian:

$$H^{2D} = \sum_{\langle i,j \rangle} \left[\sum_a J^a S_i^a S_j^a + \mathbf{D}_{ij} \cdot (\mathbf{S}_i \times \mathbf{S}_j) \right], \quad (14)$$

where J^a are the nearest neighbor exchange couplings, and $\mathbf{D}_{ij} = \pm D \hat{z}$ is the DM vector defined in Fig. 1. We consider the two interesting limits: (a) $J^x = J^y = J^z = J > 0, D > 0$, and (b) $J^x = J^y = J > 0, J^z = D = 0$, both of which have classical ground states with the 120° structure [29] and preserve the U(1) symmetry around the z -axis. We here choose the ground state shown in Fig. 1(b). By mapping Eq. (14) to the magnon Hamiltonian and performing the numerical Bogoliubov transformation [30], we plot the magnon band dispersions and \mathbf{k} -dependent magnon spin for each case in Fig. 3. Note that the concept of magnon

spin is different from the h-vector, which is closely related to the topological property, plotted such as in Ref. [31].

The band structure for the case (a) has the finite energy flat band, which is a reminiscence of the zero energy flat band in the classical spin liquid phase of the isotropic Heisenberg model. There is one massless NG mode associated with the symmetry breaking: $U(1) \rightarrow \{e\}$, and we can observe non-collinear spin structure in momentum space, as shown in Fig. 3(a). The norm of magnon spin is no longer quantized due to the absence of any spin rotational symmetries. The most striking feature is that spin structures in the highest and flat bands have the winding number $Q = -2$ defined in a closed curve around a Γ point, while the original spin-momentum locking in electron systems is characterized by $Q = +1$. Although the vector plot can depend on the choice of the ground state, all plots for U(1)-degenerated ground states can be identified upto overall rotation in spin space, which preserves the winding number of the vortex-like spin structures. This model is thought to be realized in $\text{KFe}_3(\text{OH})_6(\text{SO}_4)_2$ [32, 33] except for some terms that slightly modify $\mathbf{S}_{\mathbf{k},\alpha}$ [34]. A similar model has also been investigated in terms of a topological thermal Hall effect [35].

The band structure for the case (b) also has the finite energy flat band and one massless NG mode for the same reasons. In addition, there are two Dirac points with a finite energy in the K and K' points, as shown in Fig. 3(b). For each Dirac cone, a non-collinear spin structure characterized by $Q = +1$ is realized, which is a magnonic analogue of the topological insulator surface state. Note that the magnon spin-momentum locking does not require the relativistic effect, the DM interaction, while the conventional one has been found only in systems with strong relativistic effect, the spin-orbit interaction. In magnonic systems, interesting physics can occur even in the absence of the DM interaction. For instance, S. A. Owerre showed that the topological thermal

Hall effect occurs in such a situation [35].

Before ending this section, we remark the relation between a non-collinear spin texture in the two-dimensional Brillouin zone and a mathematical theorem. Although spin is not quantized, there is a mathematical way to characterize such spin structures: the Poincaré-Hopf index theorem [36], which states that

$$\chi(M) = \sum_i Q_i, \quad (15)$$

where M is a compact differentiable manifold, $\chi(M)$ is the Euler characteristic of M , which is a typical topological invariant of the manifold [36, 37], Q_i are the winding number around isolated zero points of a vector field, and the sum of indices is over all isolated zero points. Using this theorem for the vector field $\mathbf{S}_{\mathbf{k},\alpha}$ on the two-dimensional Brillouin zone (the two-dimensional torus \mathbb{T}^2), we obtain the sum rule for spin-momentum locking:

$$\sum_i Q_i = 0, \quad (16)$$

where we use $\chi(\mathbb{T}^2) = 0$. In the spin-momentum locked band with $Q = -2$ discussed above, the isolated zero points are $i = \Gamma, K, K'$ with $Q_i = -2, 1, 1$, respectively.

Discussion.—We here briefly discuss the detection of magnon's spin angular momentum. A current of magnon with finite spin, known as magnon spin current, can be detected by the spin pumping [38, 39] and the spin Seebeck [40–42] measurements. In conventional antiferromagnets without an external magnetic field, net spin current in the bulk vanishes due to the degeneracy between the up and down bands [19]. The antiferromagnetic examples in Fig. 3, on the other hand, have no band degeneracy except for the crossing regions, and we can expect finite spin Seebeck signals. However, there is no established experimental method to detect directly the momentum-dependent magnon spin, while the spin- and angle-resolved photoemission spectroscopy [3, 4, 43] enables us to detect the momentum-dependent electron spin. To this end, we theoretically propose a setup to detect the spin-momentum locking with $Q = -2$ [Fig. 1(b)]. In $Q = -2$ spin structure, the spin direction of the magnon with $(k_x, 0)$ is opposite to that with $(0, k_y)$. This property would be observed as the spin flip under the magnon propagation in the specular reflection setup. The polarized inelastic neutron scattering [44] is another possibility. By investigating a change in neutron spin before and after the scattering, it is possible in principle to detect magnon spin-momentum locking.

Although the examples in this Letter are for one- and two-dimensional Hamiltonians with the z -axis rotational symmetry, Eq. (7) can be applied to general BdG Hamiltonians defined in any dimensions. Also, there is no reason to forbid the non-coplanar spin structure in momentum space, which could be realized in non-coplanar magnets.

In summary, we presented a theory of the magnon spin-momentum locking. We gave conditions for magnon spin to be independent of momentum and constructed examples of spin-momentum locking by avoiding such conditions. We find the first example of spin-momentum locking induced by spontaneous symmetry breaking.

Acknowledgments.—We acknowledge many fruitful discussions with Masao Ogata, Masatoshi Imada, Hiroyasu Matsuura, Yohei Yamaji, Yusuke Kousaka, Tomonari Mizoguchi, Yohei Ema, and Yuta Kikuchi. N. O. is supported by the Japan Society for the Promotion of Science (JSPS) through Program for Leading Graduate Schools (MERIT). N. O. is also supported by JSPS KAKENHI (Grants No. 16J07110).

* okuma@hosi.phys.s.u-tokyo.ac.jp

- [1] V. V. Kruglyak, S. O. Demokritov, and D. Grundler, *J. Phys. D* **43**, 264001 (2010).
- [2] A. V. Chumak, V. I. Vasyuchka, A. A. Serga, and B. Hillebrands, *Nature Phys.* **11**, 453 (2015).
- [3] M. Z. Hasan and C. L. Kane, *Rev. Mod. Phys.* **82**, 3045 (2010).
- [4] X.-L. Qi and S.-C. Zhang, *Rev. Mod. Phys.* **83**, 1057 (2011).
- [5] D. Xiao, M.-C. Chang, and Q. Niu, *Rev. Mod. Phys.* **82**, 1959 (2010).
- [6] S. Fujimoto, *Phys. Rev. Lett.* **103**, 047203 (2009).
- [7] H. Katsura, N. Nagaosa, and P. A. Lee, *Phys. Rev. Lett.* **104**, 066403 (2010).
- [8] Y. Onose, T. Ideue, H. Katsura, Y. Shiomi, N. Nagaosa, and Y. Tokura, *Science* **329**, 297 (2010).
- [9] S. A. Owerre, *J. Phys.: Condens. Matter* **29**, 03LT01 (2017).
- [10] R. Shindou, R. Matsumoto, S. Murakami, and J. I. Ohe, *Phys. Rev. B* **87**, 174427 (2013).
- [11] L. Zhang, J. Ren, J. -S. Wang, and B. Li, *Phys. Rev. B* **87**, 144101 (2013).
- [12] R. Chisnell, J. S. Helton, D. E. Freedman, D. K. Singh, R. I. Bewley, D. G. Nocera, and Y. S. Lee, *Phys. Rev. Lett.* **115**, 147201 (2015).
- [13] S. A. Owerre, *Journal of Applied Physics* **120**, 043903 (2016).
- [14] F. Y. Li, Y. D. Li, Y. B. Kim, L. Balents, Y. Yu, and G. Chen, *Nature Commun.* **7**, 12691 (2016).
- [15] J. Fransson, A. M. Black-Schaffer, and A. V. Balatsky, *Phys. Rev. B* **94**, 075401 (2016).
- [16] C. Kittel, *Introduction to Solid State Physics* (John Wiley & Sons, New York, 1986).
- [17] R. Cheng, S. Okamoto, and D. Xiao, *Phys. Rev. Lett.* **117**, 217202 (2016).
- [18] V. A. Zyuzin and A. A. Kovalev, *Phys. Rev. Lett.* **117**, 217203 (2016).
- [19] Y. Ohnuma, H. Adachi, E. Saitoh, and S. Maekawa, *Phys. Rev. B* **87**, 014423 (2013).
- [20] R. Cheng, M. W. Daniels, J.-G. Zhu, and D. Xiao, *Sci. Rep.* **6**, 24223 (2016).
- [21] Although it is not a mathematically rigorous definition, we would like to give the intuitive meaning of the wind-

- ing number below. Let $\mathbf{v}(\mathbf{x})$ be a vector field with an isolated zero \mathbf{x}_0 . The winding number is the total number of counterclockwise turns experienced by $\mathbf{v}(\mathbf{x})$ after completing the counterclockwise motion along the closed curve γ around \mathbf{x}_0 . Positive winding number means the counterclockwise turns of $\mathbf{v}(\mathbf{x})$ and conversely, negative winding number means the clockwise turns. The winding number can be calculated by the formula: $Q = 1/(2\pi) \oint_{\gamma} d\mathbf{s}(\mathbf{n} \times \partial_s \mathbf{n})_z$, where $\mathbf{n} = \mathbf{v}_{\parallel}/|\mathbf{v}_{\parallel}|$, and \mathbf{v}_{\parallel} is the in-plane projection of \mathbf{v} .
- [22] J. H. P. Colpa, *Physica A* **93**, 327 (1978).
- [23] In this paper, we treat the magnets in the semi-classical picture ($S_0 \gg 1$). It would be an interesting future work to include interaction effects in $S_0 \sim 1$ systems such as nonperturbative damping discussed in A. L. Chernyshev and P. A. Maksimov, *Phys. Rev. Lett.* **117**, 187203 (2016).
- [24] In SU(2) symmetric systems, we can not define the spin-momentum locking due to the spin degeneracy. In U(1) symmetric systems, all Bloch states in the Brillouin zone have the common quantized axis, and spin structures can not be interesting.
- [25] See the Supplemental Material for the details of calculation.
- [26] Note that spins on different magnetic sublattices in spin Hamiltonians without chemical sublattices such as a triangular lattice antiferromagnet contribute to $\mathbf{S}_{\mathbf{k},\alpha}$ with the equal weight, and cancel out each other.
- [27] In this simple symmetry breaking, the number of massless NG bosons n_{NGB} is given by $\dim U(1)/\{e\}=1$. The formula to calculate n_{NGB} is given in H. Watanabe and H. Murayama, *Phys. Rev. Lett.* **108**, 251602 (2012).
- [28] In usual context, this is known as the quantum correction to the classical antiferromagnetic ground state. See P. Fazekas, *Lecture Notes on Electron Correlation and Magnetism* (World Scientific, Singapore, 1999).
- [29] Strictly speaking, there is another ground state, $\sqrt{3} \times \sqrt{3}$ structure, for the case (b). In the presence of small but finite DM interaction, which exists in realistic materials, we do not have to consider this degeneracy.
- [30] A. D. Maestro and M. Gingras, *J. Phys. Cond. Matt.* **16**, 3399 (2004).
- [31] S. K. Kim, H. Ochoa, R. Zarzuela, and Y. Tserkovnyak, *Phys. Rev. Lett.* **117**, 227201 (2016).
- [32] D. Grohol, K. Matan, J.-H. Cho, S.-H. Lee, J. W. Lynn, D. G. Nocera and Y. S. Lee, *Nat. Mater.* **4**, 323 (2005).
- [33] K. Matan, D. Grohol, D. G. Nocera, T. Yildirim, A. B. Harris, S. H. Lee, S. E. Nagler, and Y. S. Lee, *Phys. Rev. Lett.* **96**, 247201 (2006).
- [34] As mentioned in Refs. [32] and [33], the ground state spins are canted slightly out of the kagome plane. Thus, the magnons have small z-component spin angular momentum accordingly.
- [35] S. A. Owerre, *Phys. Rev. B* **95**, 014422 (2017).
- [36] V. Guillemin and A. Pollack, *Differential topology* (American Mathematical Society, 2010).
- [37] M. Nakahara, *Geometry, Topology, and Physics* (A. Hilger, 1990).
- [38] C. W. Sandweg, Y. Kajiwara, A. V. Chumak, A. A. Serga, V. I. Vasyuchka, M. B. Jungfleisch, E. Saitoh, and B. Hillebrands, *Phys. Rev. Lett.* **106**, 216601 (2011).
- [39] A. A. Kovalev, V. A. Zyuzin, and B. Li, *Phys. Rev. B* **95**, 165106 (2017).
- [40] A. A. Kovalev and V. A. Zyuzin, *Phys. Rev. B* **93**, 161106 (R) (2016).
- [41] G. E. W. Bauer, A. H. MacDonald, and S. Maekawa (Eds), *Spin Caloritronics, Special Issue of Solid State Communications* (Elsevier, 2010).
- [42] G. E. W. Bauer, E. Saitoh, and B. J. van Wees, *Nature materials* **11**, 391 (2012).
- [43] M. Hoesch, M. Muntwiler, V. N. Petrov, M. Hengsberger, L. Patthey, M. Shi, M. Falub, T. Greber, and J. Osterwalder, *Phys. Rev. B* **69**, 241401(R) (2004).
- [44] T. Chatterji, *Neutron Scattering from Magnetic Materials* (Elsevier, Amsterdam, 2006).