

# Quantum Optical Sum Rules and Field Fluctuations inside Natural Hyperbolic Media: Hexagonal Boron Nitride and Bismuth Selenide

Sean Molesky

*University of Alberta, Department of Electrical and Computer Engineering, T6G 2V4, Edmonton, Alberta, Canada*

Zubin Jacob\*

*Purdue University, School of Electrical and Computer Engineering,  
Brick Nanotechnology Center, 47907, West Lafayette, Indiana, U.S.A. and*

*University of Alberta, Department of Electrical and Computer Engineering, T6G 2V4, Edmonton, Alberta, Canada*

The discovery of electromagnetic hyperbolic dispersion surfaces in special van der Waals bonded solids, such as hexagonal boron nitride and bismuth selenide (a topological insulator), opens intriguing possibilities for strongly modifying quantum and thermal interactions. However, open problems exist in defining the field fluctuations that govern light-matter interactions inside natural hyperbolic media. Here, we lay the foundation for analytically categorizing these field fluctuations. Specifically, we show that the central characteristics of hyperbolic response are determined by a coupling of longitudinal and transverse field fluctuations that can not occur in conventional media. This allows for an unambiguous separation of photonic and polaritonic fluctuations and a quantification of the field enhancement set only by material absorption. We apply our results to explore quantum optical sum rules for modified spontaneous emission enhancement, and thermal energy density in hexagonal boron nitride and bismuth selenide. Most notably, we find that while the sum rule is satisfied, it does not constrain the enhancement of quantum and thermal properties inside a hyperbolic medium. We also show that both hexagonal boron nitride and bismuth selenide possess broad spectral regions where polaritonic fluctuations are over 120 times larger ( and over 800 times larger along specific angular directions) than vacuum fluctuations.

## I. INTRODUCTION

In 1987, Yablonovitch conceived the idea of the photonic crystal as a practical means of rigorously forbidding vacuum fluctuations<sup>1</sup> in a given bandwidth; turning one of the most venerated concepts for describing quantum light-matter interactions<sup>2,3</sup> into a core tool for photonic engineering. Connections to this original idea are found in almost every branch of contemporary nanophotonics. By manipulating field fluctuations (the photonic density of states) nearly any aspect of a medium's photonic quantum<sup>4-6</sup>, thermal<sup>7-12</sup> and topological properties<sup>13-15</sup> can be modified.

Naturally, this has led to considerable interest in various forms of the inverse problem<sup>16-20</sup>: a practical means of indefinitely enhancing field fluctuations inside matter in a defined spectral bandwidth. Remarkably, near ideal complements appear to exist. In particular, hyperbolic (indefinite<sup>21</sup>) media are commonly stated to possess a broadband photonic dispersion singularity, leading to unbounded electromagnetic field fluctuations<sup>22,23</sup>.

However, despite the success of this picture for interpreting applications spanning the domains of imaging<sup>24-26</sup>, nanophotonics<sup>27-31</sup>, quantum<sup>32-36</sup> and thermal interactions<sup>37-41</sup>, there is no simple expression defining precisely how large the electromagnetic fluctuations inside a given hyperbolic medium are. And as such, it is presently difficult to rigorously link any of the natural materials experimentally shown to exhibit hyperbolic response<sup>42-48</sup> with the wealth of existing

theory for macroscopic quantum electrodynamics<sup>49-55</sup>.

The prevailing consensus, building off the work of Potemkin et al.<sup>56</sup>, is that any quantification of field fluctuations capturing hyperbolic characteristics demands either a non-local model of the polarization response of the medium<sup>57,58</sup>, finite size approximations<sup>56,59-61</sup>, or calculation techniques beyond the first order<sup>62</sup>. As these general normalization techniques do not rely on any specific property of hyperbolic media, a variety of open questions as to the specific nature of the field fluctuation enhancement persist. For instance, in photonic crystals it is well known that the creation of a band gap results from a corresponding enhancement of field fluctuations at the band edge van Hove singularities. The above approaches do not clarify whether a similar mechanism exists inside hyperbolic media, and it is not known if the enhancement in regions of hyperbolic response is accompanied by spectral windows of field fluctuation suppression (i.e. if quantum optical sum rules are valid).

In this article, we confront these longstanding issues of analytically characterizing field fluctuations inside natural hyperbolic media by revealing the coupling between transverse and longitudinal electromagnetic fields. This previously overlooked connection allows us to provide a concrete description of the link between the polariton excitations that occur in hyperbolic media, and the characteristic near-field optical and thermal properties that they exhibit. It also allows us to produce a regularized characterization of the field fluctuations that occur inside hyperbolic media where material

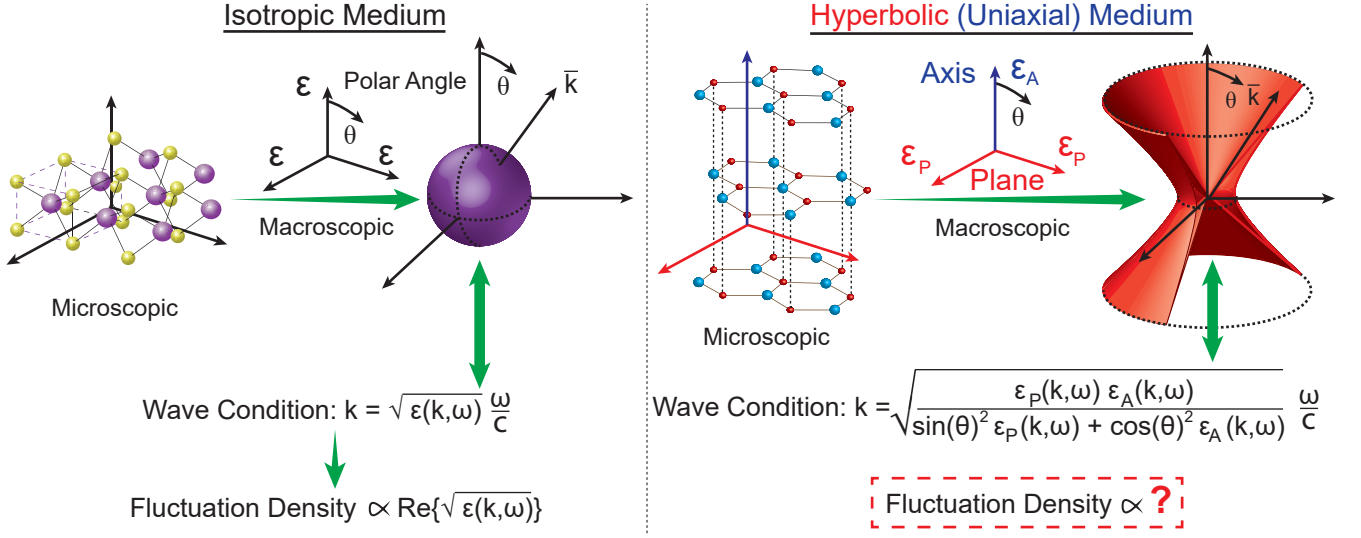


FIG. 1. **Wave Conditions and Fluctuation Density**

In isotropic media fluctuations in the electromagnetic field are proportionally related to the magnitude of the wave condition  $k = \sqrt{\epsilon(k, \omega)} \omega/c$ . The p-polarized wave condition for uniaxial media shown above suggests that in the case of hyperbolic (indefinite) polarization response these fluctuations will be strongly enhanced. Presently, all quantifications of this effect are either ill-defined, require the explicit introduction of non-local parameters, or are described by second order corrections. Here, we address this longstanding issue.

absorption sets the fundamental limit of enhancement. We then apply these results to study the quantum optical sum rule for modified spontaneous emission enhancement in hyperbolic media, and calculate thermal fluctuations in hexagonal boron nitride and bismuth selenide. Most importantly, we conclude that while the quantum optical sum rule is valid, it does not extend to the polariton modes that dominate hyperbolic enhancement. We also show that both hexagonal boron nitride and bismuth selenide have broad spectral regions where fluctuations are over 120 times larger, along specific directions over 800 times larger, than they are in vacuum.

From the fluctuation dissipation theorem<sup>63,64</sup>,

$$\langle \mathbf{E}(\mathbf{r}, \omega) \otimes \mathbf{E}^*(\mathbf{r}', \omega) \rangle = \frac{\omega \Theta(\omega, T)}{\pi} \text{Im} \{ \tilde{\mathcal{G}}(\mathbf{r}, \mathbf{r}', \omega) \}, \quad (1)$$

our objective amounts to regularizing the *fluctuation density* (FD) :

$$\mathcal{F}(\omega) = \text{Tr} [\text{Im} \{ \tilde{\mathcal{G}}(\mathbf{r}, \mathbf{r}', \omega) \}] = \int dV_{\mathbf{k}} \text{Tr} [\text{Im} \{ \tilde{\mathcal{G}}(\mathbf{k}, \omega) \}], \quad (2)$$

for hyperbolic media. Where  $\Theta(\omega, T)$  is the energy of a harmonic oscillator at frequency  $\omega$  and temperature  $T$ ,  $\tilde{\mathcal{G}}(\mathbf{r}, \mathbf{r}', \omega)$  the dyadic Green function of the medium,  $\tilde{\mathcal{G}}(\mathbf{k}, \omega)$  it's Fourier transform,  $\int dV_{\mathbf{k}}$  an integral over reciprocal space and  $\text{Im} \{ \dots \}$  the imaginary part. (This quantity is often called the photonic or electromagnetic density of states in nanophotonics (PDoS or DoS). The fluctuation density extends this concept to media

supporting polaritonic excitations<sup>65</sup>.)

The text is organized into five sections. The first three cover our theoretical work leading to equations (28), (34), (37) and (38). The last two sections explore quantum optical sum rules in hyperbolic media and thermal field fluctuations in hexagonal boron nitride and the topological insulator bismuth selenide.

## II. POLARITON EXCITATIONS IN ANISOTROPIC MEDIA

The defining feature of hyperbolic media is extremely anisotropic polarization response. In this section, we provide the formal relations connecting anisotropy to polariton excitations that are not possible in isotropic media.

We begin by decomposing Maxwell's equations in terms of the direction of the reciprocal space vector  $\mathbf{k}$ . Letting

$$\mathbf{w}_L = (\hat{\mathbf{k}} \otimes \hat{\mathbf{k}}) \mathbf{w}, \quad (3a)$$

$$\mathbf{w}_T = (\tilde{\mathbf{I}} - \hat{\mathbf{k}} \otimes \hat{\mathbf{k}}) \mathbf{w} \quad (3b)$$

be the projection of a vector  $\mathbf{w}$  along  $\hat{\mathbf{k}}$  and onto the plane perpendicular to  $\hat{\mathbf{k}}$  respectively, any vector  $\mathbf{w}$  can be represented as

$$\mathbf{w} = \mathbf{w}_L + \mathbf{w}_T, \quad (3c)$$

where  $\mathbf{w}_L$  and  $\mathbf{w}_T$  are referred to as the longitudinal and transverse components. From these definitions

$$\mathbf{k} \times \mathbf{w}_L = 0 \quad (4a)$$

$$\mathbf{k} \cdot \mathbf{w}_T = 0, \quad (4b)$$

so that Maxwell's equations separate to become:

$$\mathbf{k} \cdot \mathbf{E}_L(\mathbf{k}, \omega) = -i\rho(\mathbf{k}, \omega) / \epsilon_0 \quad (5a)$$

$$\mathbf{B}_L(\mathbf{k}, \omega) = 0 \quad (5b)$$

$$\mathbf{k} \times \mathbf{E}_T(\mathbf{k}, \omega) = \omega \mathbf{B}_T(\mathbf{k}, \omega) \quad (5c)$$

$$ic^2 \mathbf{k} \times \mathbf{B}_T(\mathbf{k}, \omega) = -i\omega \mathbf{E}_T(\mathbf{k}, \omega) + \mathbf{j}_T(\mathbf{k}, \omega) / \epsilon_0 \quad (5d)$$

$$i\omega \mathbf{E}_L(\mathbf{k}, \omega) = \mathbf{j}_L(\mathbf{k}, \omega) / \epsilon_0.$$

with  $\epsilon_0$  and  $\mu_0$  denoting the permittivity and permeability of vacuum,  $\rho(\mathbf{k}, \omega)$  the charge density,  $\mathbf{j}(\mathbf{k}, \omega)$  the current density,  $\mathbf{B}(\mathbf{k}, \omega)$  the magnetic field, and  $\mathbf{E}(\mathbf{k}, \omega)$  the electric field. Assuming that the relative permeability is negligibly different than vacuum,  $\tilde{\mu}(\mathbf{k}, \omega) = \tilde{I}$ , as we will throughout, macroscopic averaging of (5a)-(5d) produces:

$$\mathbf{k} \cdot \mathbf{D}_L(\mathbf{k}, \omega) = -i\rho_f(\mathbf{k}, \omega) / \epsilon_0 \quad (6a)$$

$$\bar{\mathbf{B}}_L(\mathbf{k}, \omega) = 0 \quad (6b)$$

$$\mathbf{k} \times \bar{\mathbf{E}}_T(\mathbf{k}, \omega) = \omega \bar{\mathbf{B}}_T(\mathbf{k}, \omega) \quad (6c)$$

$$ic^2 \mathbf{k} \times \bar{\mathbf{B}}_T(\mathbf{k}, \omega) = -i\omega \mathbf{D}_T(\mathbf{k}, \omega) + \mathbf{j}_{fT}(\mathbf{k}, \omega) / \epsilon_0 \quad (6d)$$

$$i\omega \mathbf{D}_L(\mathbf{k}, \omega) = \mathbf{j}_{fL}(\mathbf{k}, \omega) / \epsilon_0.$$

where  $\mathbf{D}(\mathbf{k}, \omega) = \tilde{\epsilon}(k, \omega) \mathbf{E}(\mathbf{k}, \omega)$  is the electric displacement field, and the  $f$  subscript is introduced as a shorthand that the quantity is free. (Any quantity  $X_f$  is separate from the microscopic densities that have been averaged over in producing the macroscopic equations (6a)-(6d) from the microscopic equations (5a)-(5d).) Similarly, the overline  $\bar{X}$  serves as a reminder that the electric and magnetic fields appearing in (6a)-(6d) are spatially averaged, and not equivalent to the identically named fields in (5a)-(5d).

#### A. Characteristics of the microscopic decomposition

This decomposition of the electromagnetic field exposes physical features crucial for characterizing field fluctuations in a medium. Beginning with the microscopic equations, (5a) and (5b) show that the longitudinal electric and magnetic fields are entirely determined by their respective charge densities as

$$\mathbf{E}_L(\mathbf{k}, \omega) = -i\rho(\mathbf{k}, \omega) \mathbf{k} / (\epsilon_0 k^2) \quad (7a)$$

$$\mathbf{B}_L(\mathbf{k}, \omega) = 0. \quad (7b)$$

In the absence of charge the longitudinal fields must therefore be zero. Since the most important properties of this type are the Coulomb self-energy and charge momentum<sup>66</sup>, we will interchangeably refer to longitudinal fields as *Coulombic*. A homogeneous solution to (6a)-(6d) is then purely transverse, and from (6c) we see that this amounts to correctly defining  $\mathbf{E}_T(\mathbf{k}, \omega)$ . In the remainder of the article, we will refer to all such quantities that define homogeneous solutions as *normal variables*.

#### B. Isotropic media

The generalization to isotropic media follows analogously. By symmetry, the relation between  $\mathbf{D}(\mathbf{k}, \omega)$  and  $\bar{\mathbf{E}}(\mathbf{k}, \omega)$  is defined by scalar multiplication of the relative permittivity,  $\tilde{\epsilon}(k, \omega) = \epsilon(k, \omega) \tilde{I}$ . Using this relation, the longitudinal electric and magnetic fields are now determined by the average free charge densities to be

$$\bar{\mathbf{E}}_L(\mathbf{k}, \omega) = -i\rho_f(\mathbf{k}, \omega) \mathbf{k} / (k^2 \epsilon_0 \epsilon(k, \omega)) \quad (8a)$$

$$\bar{\mathbf{B}}_L(\mathbf{k}, \omega) = 0. \quad (8b)$$

Concurrently, so long as  $\epsilon(k, \omega) \neq 0$ , the normal variables of an isotropic medium are again transverse and defined by  $\bar{\mathbf{E}}_T(\mathbf{k}, \omega)$ .

The caveat to this congruence is the appearance of the polarization condition

$$\epsilon(k, \omega) = 0. \quad (9)$$

From equation (6a) we observe that when this condition is met, the displacement field may be zero even if the longitudinal electric field is not. Since the remaining macroscopic equations do not depend on the longitudinal electric field, these Coulombic solutions evolve independent of the transverse, vacuum-like, electromagnetic solutions<sup>67-69</sup>. Rather, averaging (5a) directly,

$$\bar{\rho}(\mathbf{k}, \omega) = i\epsilon_0 k \cdot \bar{\mathbf{E}}_L(\mathbf{k}, \omega), \quad (10)$$

shows that each Coulombic solution is a mechanical macroscopic oscillation of the microscopic charge density, mediated by the electric field.

These additional solutions demonstrate that (6a)-(6d) are fundamentally different than a scaled vacuum. The fact that  $\epsilon(\mathbf{k}, \omega)$  exists because of the presence of charges is inescapable, even after macroscopic averaging. However, in isotropic media the resulting effects can be considered independent of the electromagnetic (transverse) properties, as Coulombic modes do not couple to external electromagnetic sources. For this reason Coulombic modes may be neglected in many situations.

#### C. Anisotropic media

For anisotropic media the relative permittivity tensor,  $\tilde{\epsilon}(k, \omega)$ , can not be expressed as single scalar and a more careful analysis is required. Rewriting (6a)-(6d) in the Coulomb gauge using

$$\bar{\mathbf{E}}_T(\mathbf{k}, \omega) = i\omega \bar{\mathbf{A}}_T(\mathbf{k}, \omega) \quad (11a)$$

$$\bar{\mathbf{E}}_L(\mathbf{k}, \omega) = -i\mathbf{k} \bar{V}(\mathbf{k}, \omega) \quad (11b)$$

$$\bar{\mathbf{B}}_T(\mathbf{k}, \omega) = i\mathbf{k} \times \bar{\mathbf{A}}_T(\mathbf{k}, \omega) \quad (11c)$$

a homogeneous solution requires both

$$\omega (\bar{I} k^2 - \mathbf{k} \otimes \mathbf{k} - k_0^2 \tilde{\epsilon}(k, \omega)) \bar{\mathbf{A}}_T(\mathbf{k}, \omega) + k_0^2 \tilde{\epsilon}(k, \omega) \mathbf{k} \bar{V}(\mathbf{k}, \omega) = 0, \quad (12)$$

and

$$\mathbf{k} \tilde{\epsilon}(k, \omega) (\omega \bar{\mathbf{A}}_T(\mathbf{k}, \omega) - \mathbf{k} \bar{V}(\mathbf{k}, \omega)) = 0, \quad (13)$$

with  $k_0 = \omega/c$ ,  $\bar{\mathbf{A}}(\mathbf{k}, \omega)$  the electromagnetic vector potential, and  $\bar{V}(\mathbf{k}, \omega)$  the scalar potential. In order to satisfy (13) there are three distinct solutions.

(S1): If in addition to being perpendicular to  $\mathbf{k}$ ,  $\bar{\mathbf{A}}_T(\mathbf{k}, \omega)$  is constrained to directions perpendicular to  $\mathbf{k} \tilde{\epsilon}(\omega)$  then  $\bar{V}(\mathbf{k}, \omega) = 0$ . As in vacuum, the normal variables are then determined by the transverse electric field. Evaluating the first condition in this case, simplifying to a uniaxial medium as we will throughout, produces the s-polarized, or *ordinary*, wave condition

$$k = \sqrt{\epsilon_p(k, \omega)} k_0, \quad (14)$$

with  $\bar{\mathbf{A}}_T(\mathbf{k}, \omega)$  confined to the direction  $\hat{\mathbf{s}} = [-s(\phi), c(\phi), 0]$  relative to the unit direction in reciprocal space  $\hat{\mathbf{k}} = [s(\theta)c(\phi), s(\theta)c(\phi), c(\theta)]$ . (Our labeling convention for uniaxial media is shown in Fig.1.)

(S2): If  $\mathbf{k} \tilde{\epsilon}(k, \omega) \mathbf{k} = 0$  then  $\bar{V}(\mathbf{k}, \omega)$  can be non-zero independent of the value of  $\bar{\mathbf{A}}_T(\mathbf{k}, \omega)$ . These purely longitudinal modes bear a straightforward relation to the Coulombic solutions of an isotropic media occurring with the polarization condition, (9). The updated criterion

$$\mathbf{k} \tilde{\epsilon}(k, \omega) \mathbf{k} = 0, \quad (15)$$

simply accounts for the loss of complete  $\hat{\mathbf{k}}$  symmetry. For uniaxial anisotropy, (15) reduces to

$$\epsilon_U(k, \theta, \omega) = 0, \quad (16)$$

with

$$\epsilon_U(k, \theta, \omega) = s(\theta)^2 \epsilon_p(k, \omega) + c(\theta)^2 \epsilon_A(k, \omega). \quad (17)$$

We will refer to this directional projection of the uniaxial permittivity tensor as the uniaxial permittivity of the medium ( $U$  subscript).

(S3): If  $\bar{\mathbf{A}}_T(\mathbf{k}, \omega)$  is not perpendicular to  $\mathbf{k} \tilde{\epsilon}(k, \omega)$ , then from (13)

$$\bar{V}(\mathbf{k}, \omega) = \omega \mathbf{k} \tilde{\epsilon}(k, \omega) \bar{\mathbf{A}}_T(\mathbf{k}, \omega) / (\mathbf{k} \tilde{\epsilon}(k, \omega) \mathbf{k}) \quad (18)$$

and (12) becomes

$$\left( i \frac{k^2}{k_0^2} - \frac{\mathbf{k} \otimes \mathbf{k}}{k_0^2} - \tilde{\epsilon}(k, \omega) + \frac{\tilde{\epsilon}(k, \omega) \mathbf{k} \otimes \tilde{\epsilon}(k, \omega) \mathbf{k}}{\mathbf{k} \tilde{\epsilon}(k, \omega) \mathbf{k}} \right) \bar{\mathbf{A}}_T = 0. \quad (19)$$

Given the directional constraints on  $\bar{\mathbf{A}}_T$ , satisfaction of this equation for a uniaxial medium requires  $k$  to be a solution of the p-polarized, or *extraordinary*, wave condition

$$k = \sqrt{\epsilon_E(k, \theta, \omega)} k_0, \quad (20)$$

with  $\bar{\mathbf{A}}_T(\mathbf{k}, \omega)$  confined to the direction  $\hat{\mathbf{p}} = [-c(\theta)c(\phi), -c(\theta)s(\phi), s(\theta)]$ , with  $\epsilon_E(\mathbf{k}, \theta, \omega)$  is defined as the extraordinary relative permittivity

$$\epsilon_E(k, \theta, \omega) = \frac{\epsilon_A(k, \omega) \epsilon_p(k, \omega)}{\epsilon_U(k, \theta, \omega)}. \quad (21)$$

(Note that (21) is strikingly similar to the excitation condition of a surface plasmon polariton<sup>70</sup>.)

Using the above definition of the Coulomb gauge, substitution into  $\bar{V}(\mathbf{k}, \omega) = \omega \mathbf{k} \tilde{\epsilon}(k, \omega) \bar{\mathbf{A}}_T(\mathbf{k}, \omega) / (\mathbf{k} \tilde{\epsilon}(k, \omega) \mathbf{k})$  shows that for the extraordinary family of solutions

$$\bar{\mathbf{E}}_L(\mathbf{k}, \omega) = \hat{\mathbf{k}} \epsilon_H(k, \theta, \omega) \bar{E}_T(\mathbf{k}, \omega), \quad (22)$$

where  $\bar{E}_T(\mathbf{k}, \omega)$  is the undetermined scalar magnitude of the transverse component of the electric field,

$$\epsilon_\Delta(k, \theta, \omega) = s(\theta)c(\theta)(\epsilon_p(k, \omega) - \epsilon_A(k, \omega)) \quad (23)$$

is the relative degree of polarization anisotropy between the optical axis and plane, and

$$\epsilon_H(k, \theta, \omega) = \frac{\epsilon_\Delta(k, \theta, \omega)}{\epsilon_U(k, \theta, \omega)} \quad (24)$$

is defined as the hyperbolic permittivity.

Startlingly, from (22) we find that the normal variables of the extraordinary family of solutions now possess a mixture of transverse and longitudinal fields. This fundamentally does not occur for isotropic media and is one of the central results of our paper. Averaging (5a) as before,

$$\bar{\rho}(\mathbf{k}, \omega) = i\epsilon_0 k \epsilon_H(k, \theta, \omega) \bar{E}_T(\mathbf{k}, \omega), \quad (25)$$

it is apparent that the electromagnetic part is accompanied by a Coulombic charge oscillation. To keep this fact in mind, we will call these solutions the *anisotropic polariton* (AP) family.

Again, in isotropic media such an excitation is impossible. The global direction of the electric field for a Coulombic mode is uniquely fixed by the propagation direction of the charge oscillation. These electric fields can not couple to the magnetic field, and hence are not electromagnetic solutions. However, in the presence of anisotropy, the normal variables of a homogeneous solution are not required to be either purely electromagnetic or Coulombic; and are in general mixed, or polaritonic. For these solutions, there is no way of fully describing resulting properties and interactions without both components. (Note that the same reasoning can be applied to the magnetic field and relative permeability tensor  $\tilde{\mu}(k, \omega)$ .)

(24) and (25) show the that Coulombic part of an

AP type mode grows proportionally with the degree of anisotropy of the medium, (23), and is resonant with zeros of the uniaxial permittivity, (17). These properties inherently characterize a hyperbolic medium. As we will demonstrate, when this special polarization response is present AP type modes dominate the ordinary electromagnetic excitations.

### III. NORMAL VARIABLE DECOMPOSITION OF THE ANISOTROPIC GREEN FUNCTION

In this second section, we decompose the anisotropic Green function using the solution families (S1)-(S3). Using this form, we then determine the FD of a hyperbolic medium in reciprocal space.

Substituting (6c) into (6d), the electric field inside a macroscopic medium obeys the equation

$$-\mathbf{k} \times \mathbf{k} \times \bar{\mathbf{E}}(\mathbf{k}, \omega) - k_0^2 \tilde{\epsilon}(k, \omega) \bar{\mathbf{E}}(\mathbf{k}, \omega) = i\mathbf{j}_f(\mathbf{k}, \omega) / (\epsilon_0 c^2), \quad (26)$$

so that any electric field implies a current density as described by

$$i\mathbf{j}_f(\mathbf{k}, \omega) = \epsilon_0 c^2 \left( k^2 \left( \hat{I} - \hat{\mathbf{k}} \otimes \hat{\mathbf{k}} \right) - k_0^2 \tilde{\epsilon}(k, \omega) \right) \bar{\mathbf{E}}(\mathbf{k}, \omega) = \check{\mathcal{G}}^{-1}(\mathbf{k}, \omega) \bar{\mathbf{E}}(\mathbf{k}, \omega) \quad (27)$$

The dyadic Green function of a uniaxial medium is exactly the inverse of this relation,

$$\check{\mathcal{G}}^U(\mathbf{k}, \omega) = \frac{k_0}{\epsilon_0 c^2} \left( \frac{\hat{\mathbf{s}} \otimes \hat{\mathbf{s}}}{k^2 - \epsilon_P(k, \omega)} - \frac{\hat{\mathbf{k}} \otimes \hat{\mathbf{k}}}{\epsilon_U(k, \theta, \omega)} + \frac{\left( \hat{\mathbf{p}} + \epsilon_H(k, \theta, \omega) \hat{\mathbf{k}} \right) \otimes \left( \hat{\mathbf{p}} + \epsilon_H(k, \theta, \omega) \hat{\mathbf{k}} \right)}{k^2 - \epsilon_E(k, \theta, \omega)} \right), \quad (28)$$

where all reciprocal vectors have been normalized by  $k_0$ , and, recalling our previous definitions,

$$\hat{\mathbf{s}} = [-s(\phi), c(\phi), 0] \quad (29a)$$

$$\hat{\mathbf{p}} = [-c(\theta)c(\phi), -c(\theta)s(\phi), s(\theta)] \quad (29b)$$

$$\hat{\mathbf{k}} = [s(\theta)c(\phi), s(\theta)s(\phi), c(\theta)]. \quad (29c)$$

For isotropic media,  $\epsilon_H(k, \omega)$  reduces to zero while  $\epsilon_U(k, \omega)$  and  $\epsilon_E(k, \omega)$  become the isotropic permittivity  $\epsilon(k, \omega)$  so that (28) simplifies to

$$\check{\mathcal{G}}^I(\mathbf{k}, \omega) = \frac{k_0}{\epsilon_0 c^2} \left( \frac{\hat{\mathbf{s}} \otimes \hat{\mathbf{s}}}{k^2 - \epsilon(k, \omega)} - \frac{\hat{\mathbf{k}} \otimes \hat{\mathbf{k}}}{\epsilon(k, \omega)} + \frac{\hat{\mathbf{p}} \otimes \hat{\mathbf{p}}}{k^2 - \epsilon(k, \omega)} \right). \quad (30)$$

Here, the  $_U$  and  $_I$  superscripts mark that the results applies specifically to either uniaxial or isotropic media.

Recalling the normal variable picture of the previous section, the meaning of the Green function as an

operator is clear. (28) determines the electric field generated by a point current source as a modal expansion in terms of the three homogeneous solution families.

(S1): Ordinary electromagnetic (O) type excitations, represented by the purely transverse term

$$\check{\mathcal{G}}_O^U(\mathbf{k}, \omega) = \frac{k_0}{\epsilon_0 c^2} \frac{\hat{\mathbf{s}} \otimes \hat{\mathbf{s}}}{k^2 - \epsilon(k, \omega)}. \quad (31)$$

(S2): Coulombic polarization (C) type excitations, represented by the purely longitudinal term

$$\check{\mathcal{G}}_C^U(\mathbf{k}, \omega) = -\frac{k_0}{\epsilon_0 c^2} \frac{\hat{\mathbf{k}} \otimes \hat{\mathbf{k}}}{\epsilon(k, \omega)}. \quad (32)$$

(S3): Anisotropic polariton (AP) type excitations, represented by the mixed term

$$\check{\mathcal{G}}_{AP}^U(\mathbf{k}, \omega) = \frac{k_0}{\epsilon_0 c^2} \frac{\left( \hat{\mathbf{p}} + \epsilon_H(k, \theta, \omega) \hat{\mathbf{k}} \right) \otimes \left( \hat{\mathbf{p}} + \epsilon_H(k, \theta, \omega) \hat{\mathbf{k}} \right)}{k^2 - \epsilon_E(k, \theta, \omega)}. \quad (33)$$

Taking the trace of the imaginary part of the uniaxial Green function, the FD is

$$\mathcal{F}^U(\mathbf{k}, \omega) = \text{Tr} [Im \{ \check{\mathcal{G}}^U(\mathbf{k}, \omega) \}] = \frac{k_0}{\epsilon_0 c^2} \text{Tr} \left[ \left( \frac{Im \{ \epsilon_P(k, \omega) \}}{|k^2 - \epsilon_P(k, \omega)|^2} \hat{\mathbf{s}} \otimes \hat{\mathbf{s}} + \frac{Im \{ \epsilon_E(k, \theta, \omega) \}}{|k^2 - \epsilon_E(k, \theta, \omega)|^2} \hat{\mathbf{p}} \otimes \hat{\mathbf{p}} + \left( \frac{c(\theta) |k^2 - \epsilon_P(k, \omega)|}{|\epsilon_U(k, \theta, \omega)|} \right)^2 \frac{Im \{ \epsilon_A(k, \omega) \}}{|k^2 - \epsilon_E(k, \theta, \omega)|^2} + \left( \frac{s(\theta) |k^2 - \epsilon_A(k, \omega)|}{|\epsilon_U(k, \theta, \omega)|} \right)^2 \frac{Im \{ \epsilon_P(k, \omega) \}}{|k^2 - \epsilon_E(k, \theta, \omega)|^2} \right) \hat{\mathbf{k}} \otimes \hat{\mathbf{k}} \right]. \quad (34)$$

(The trace of the  $\hat{\mathbf{p}} \otimes \hat{\mathbf{k}}$  and  $\hat{\mathbf{k}} \otimes \hat{\mathbf{p}}$  matrices are zero.) The poles of this function show that the first term again represents ordinary (O type) excitations, while the final two terms form the combined contributions of the mixed anisotropic polariton (AP) and pure longitudinal (C type) modes. These two solution classes couple due the presence of shared longitudinal fields. Regardless, the fact that the second transverse  $\hat{\mathbf{p}} \otimes \hat{\mathbf{p}}$  term has  $|k^2 - \epsilon_E(k, \omega)|^2$  (S3) poles, but not  $|\epsilon_U(k, \omega)|^2$  (S2) poles separates the influence of these two types of excitations.

### IV. MODEL-INDEPENDENT REGULARIZATION OF THE FLUCTUATION DENSITY THROUGH SPATIAL NON-LOCALITY

Having determined the FD of a hyperbolic medium in reciprocal space in the previous section, (34), we

now turn to its real space counterpart. This quantity diverges in the approximation of local polarization response. Here, we reveal how the AP contribution, hitherto undefined, can nevertheless be extracted from the FD in a model-independent way.

In the analysis we have carried out so far, all permittivity factors have been written as functions of the magnitudes  $k$  and  $\omega$ . From the inverse Fourier transformation, these dependencies correspond respectively to spatial and temporal non-locality; qualities fundamentally required of any properly defined response function. Nevertheless, in practice, the approximation of local spatial response

$$\begin{aligned} \mathbf{r}' - \mathbf{r} \neq \mathbf{0} &\Rightarrow \epsilon(\mathbf{r} - \mathbf{r}', t - t') = 0 \\ \epsilon(k, \omega) &\rightarrow \epsilon(\omega), \end{aligned} \quad (35)$$

is almost always used. Because the momentum of a photon is typically very small compared to the scale set by the material lattice, the difference between  $\epsilon(k, \omega)$  and  $\epsilon(\omega)$  for electromagnetics is often insubstantial. (Additionally, it is also presently difficult to accurately probe permittivity response at optical and infrared frequencies above  $k/k_0 \approx 5^{71}$ .)

Notwithstanding, the FD contains both transverse (electromagnetic) and longitudinal (Coulombic) parts. For the Coulombic portion, ignoring non-locality implies C type modes with no  $k$  dependence. Directly, this leads to divergence when considering a point charge coupling equally well to all  $k$ . Inside isotropic media, the simplest solution is to ignore this longitudinal part, and concentrate on the transverse portion of the FD. This can be done without introducing any issues as the electromagnetic and Coulombic fields correspond to different normal variables<sup>66</sup>. However, the mixed field characteristics of AP type modes clearly make this approach unusable for anisotropic media. Recalling that we are working in spherical coordinates, the asymptotic behavior of (34) shows that

$$\begin{aligned} \mathcal{F}^U(\omega) &= \lim_{|\mathbf{r}| \rightarrow 0} \int_0^\pi d\theta \int_0^{2\pi} d\phi \int_0^\infty dk \frac{k^2 s(\theta)}{(2\pi)^3} \\ &\quad \mathcal{F}^U(\mathbf{k}, \omega) \frac{e^{i\mathbf{k} \cdot \mathbf{r}} + e^{-i\mathbf{k} \cdot \mathbf{r}}}{2} \end{aligned} \quad (36)$$

diverges as  $k^3$  under the above local approximation<sup>72</sup>. This term contains the longitudinal fields of both AP and C type modes. Without it, the polaritonic characteristics of a hyperbolic response can not be captured.

To extract the contribution of AP modes we begin by expanding all absolute values and imaginary parts of (34), treating  $k$  as a real variable. In this form, the resulting expression in  $k$  can be extended as an analytic function over the entire complex plane. Taking an

equivalent  $k$  integral over the entire real line, Jordan's lemma then implies that if  $k^2 \mathcal{F}^U(\mathbf{k}, \omega) \rightarrow 0$  as  $|k| \rightarrow \infty$  the Cauchy integral theorem will equate  $\mathcal{F}^U(\omega)$  to the residues of  $\mathcal{F}^U(\mathbf{k}, \omega)$ . (Here, we are using infinite semi-circle contours in the upper and lower half spaces depending on the value of  $\mathbf{k} \cdot \mathbf{r}$ <sup>73</sup>.) Therefore, we can conclude that any model of non-locality leading to  $Im\{\epsilon_A(k, \omega)\}$  and  $Im\{\epsilon_P(k, \omega)\}$  having asymptotic  $k$  scaling stronger than  $\propto 1/k^2$  will make (36) convergent.

Interestingly, as we show in first the appendix, this is a generally valid assumption, and the above result allows us to determine key features of (36) without assuming any specific model of spatial non-locality. Precisely, for each wave equation there are poles of the form  $k_s = \pm \sqrt{\epsilon_x(k_s, \omega)}$  that do not explicitly depend spatial non-locality, i.e. poles that tend to  $k_s = \pm \sqrt{\epsilon_x(\omega)}$  in the limit of local response. Using the Cauchy integral theorem as described above and taking the  $|\mathbf{r}| \rightarrow 0$  limit, we find that the residues determined by these poles sum to give

$$\begin{aligned} \mathcal{F}_O^U(\omega) &= \int_0^{2\pi} d\phi \int_0^{\pi/2} d\theta s(\theta) Tr[Im\{\check{\mathcal{G}}_O^U(\theta, \phi, \omega)\}] = \\ &\quad \frac{k_0 \pi}{(2\pi)^3 \epsilon_0 c^2} \int_0^{2\pi} d\phi \int_0^{\pi/2} d\theta s(\theta) Re\{\sqrt{\epsilon_P(k_O, \omega)}\} \end{aligned} \quad (37)$$

for O type modes, and

$$\begin{aligned} \mathcal{F}_{AP}^U(\omega) &= \int_0^{2\pi} d\phi \int_0^{\pi/2} d\theta s(\theta) Im\{\check{\mathcal{G}}_{AP}^U(\theta, \phi, \omega)\} = \\ &\quad \frac{k_0 \pi}{(2\pi)^3 \epsilon_0 c^2} \int_0^{2\pi} d\phi \int_0^{\pi/2} d\theta s(\theta) Re\{\sqrt{\epsilon_E(k_E(\theta), \theta, \omega)}\} \\ &\quad \left(1 + |\epsilon_H(k_E(\theta), \theta, \omega)|^2\right) \end{aligned} \quad (38)$$

for AP type modes, with  $k_O$  and  $k_E(\theta)$  standing for the implicitly modified solutions to (14) and (20) (most like the poles of the local approximation). For (38) the first term results from the transverse field and the second term from the longitudinal field. These two expressions provide an unequivocal characterization of the O and AP type parts of the FD, and are crucial to all following results. (For local isotropic response, the sum of these two terms is the photonic density of states<sup>53</sup>.)

Convincingly, (38) is also precisely the result obtained by considering the normal variables of the AP solution family. In the second section, we showed that any AP excitation has both longitudinal and transverse

components, related by (22). (28) identifies the transverse part of these excitations with the second term of (34). Since there is no question as to the convergence of this term, the existence of (38) is in fact a requirement of Maxwell's equations. We emphasize that either approach to (38) is independent of the specific form of non-locality considered, and that by virtue of this fact (38) is unambiguously *the AP* part of the FD. It is also worthwhile to note that the permittivity dependence of the Coulombic piece of this term

$$\mathcal{F}_{AP}^U(\omega) = \frac{k_0 \pi}{(2\pi)^3 \epsilon_0 c^2} \int_0^{2\pi} d\phi \int_0^{\pi/2} d\theta s(\theta) \quad (39)$$

$$Re \left\{ \sqrt{\epsilon_E(k_E(\theta), \theta, \omega)} \right\} |\epsilon_H(k_E(\theta), \theta, \omega)|^2$$

is the same as that observed in calculating the power radiated by a dipole in a losses hyperbolic medium<sup>74,75</sup>, and is essentially an angular version of the FD associated with a surface plasmon polariton excitation<sup>70</sup>. As discussed in the second appendix, for the materials we will examine later in this article it is reasonable to assume that the local approximations of (37) and (38) contain the only O and AP contributions to the FD that need to be considered.

To determine the FD resulting from the (S2) C type poles, a specific model of non-locality is required<sup>11,76</sup>. To focus our discussion we will not investigate these terms. Still, there are general characteristics worth noting. Considering the real  $k$  integral of this term as written in (36), once  $k^2$  surpasses  $|Re\{\epsilon_E(k, \theta, \omega)\}|$  we will quickly approach  $(|k^2 - \epsilon_P(k, \omega)|/|k^2 - \epsilon_E(k, \theta, \omega)|)^2 \approx (|k^2 - \epsilon_A(k, \omega)|/|k^2 - \epsilon_E(k, \theta, \omega)|)^2 \approx 1$ . (Non-locality will not drastically increase the peak magnitude of the polarization response for real  $k$ .) Once this condition is achieved, the final term of (34) is accurately approximated as

$$Im\{\tilde{\mathcal{G}}_C^U(\mathbf{k}, \omega)\} = \frac{k_0}{\epsilon_0 c^2} \left( \frac{\hat{\mathbf{k}} \otimes \hat{\mathbf{k}}}{|\epsilon_U(k, \theta, \omega)|^2} Im\{\epsilon_U(k, \theta, \omega)\} \right). \quad (40)$$

This expression is again the exact result found by considering the normal variables of the Coulombic solutions independently, and a straightforward extension of the Coulombic FD encountered in isotropic media,

$$Im\{\tilde{\mathcal{G}}_C^I(\mathbf{k}, \omega)\} = \frac{k_0}{\epsilon_0 c^2} \left( \frac{\hat{\mathbf{k}} \otimes \hat{\mathbf{k}}}{|\epsilon(k, \omega)|^2} Im\{\epsilon(k, \omega)\} \right). \quad (41)$$

For  $k$  where the above approximation is valid, the residues from these (S2) type poles can safely be attributed to pure Coulombic modes, and the resulting divergence in the local approximation attributed to an artifact of treating matter in the continuum limit.

## V. THE SUM RULE FOR MODIFIED SPONTANEOUS EMISSION ENHANCEMENT IN HYPERBOLIC MEDIA

Building from expressions (37) and (38), we now turn to applications. In this fourth section we demonstrate that while the quantum optical sum rule for spontaneous emission enhancement is valid for hyperbolic media, it does not capture the most important features of hyperbolic enhancement.

The sum rule for modified spontaneous emission enhancement, formulated by Barnett and Loudon<sup>53,78</sup>, states that it is not possible to alter the total relative rate of spontaneous emission into purely electromagnetic (transverse) excitations. That is, if the properties of a medium enhance the relative rate of spontaneous emission into electromagnetic modes in one spectral range, they must equally suppress this relative rate in another. Mathematically, this is written as

$$\int_0^\infty d\omega \frac{\Gamma_T(\mathbf{r}, \omega) - \Gamma_0(\omega)}{\Gamma_0(\omega)} = 0, \quad (42)$$

where

$$\Gamma_T(\mathbf{r}, \omega) = \frac{2\omega^2}{\hbar} \mathbf{d} Im\{\tilde{G}_{TT}(\mathbf{r}, \mathbf{r}, \omega)\} \mathbf{d} \quad (43)$$

is the relative rate of spontaneous emission of a single level emitter of frequency  $\omega$ , with transition dipole moment  $\mathbf{d}$ , at position  $\mathbf{r}$  in a medium described by  $\tilde{G}(\mathbf{r}, \mathbf{r}', \omega)$ , and

$$\Gamma_0(\mathbf{r}, \omega) = \frac{k_0^3}{3\pi\hbar\epsilon_0} \mathbf{d} \tilde{I} \mathbf{d} \quad (44)$$

is the rate of spontaneous emission in vacuum. The  $_{TT}$  subscript refers to the fact that the transverse projection is applied to both indices of the Green function.

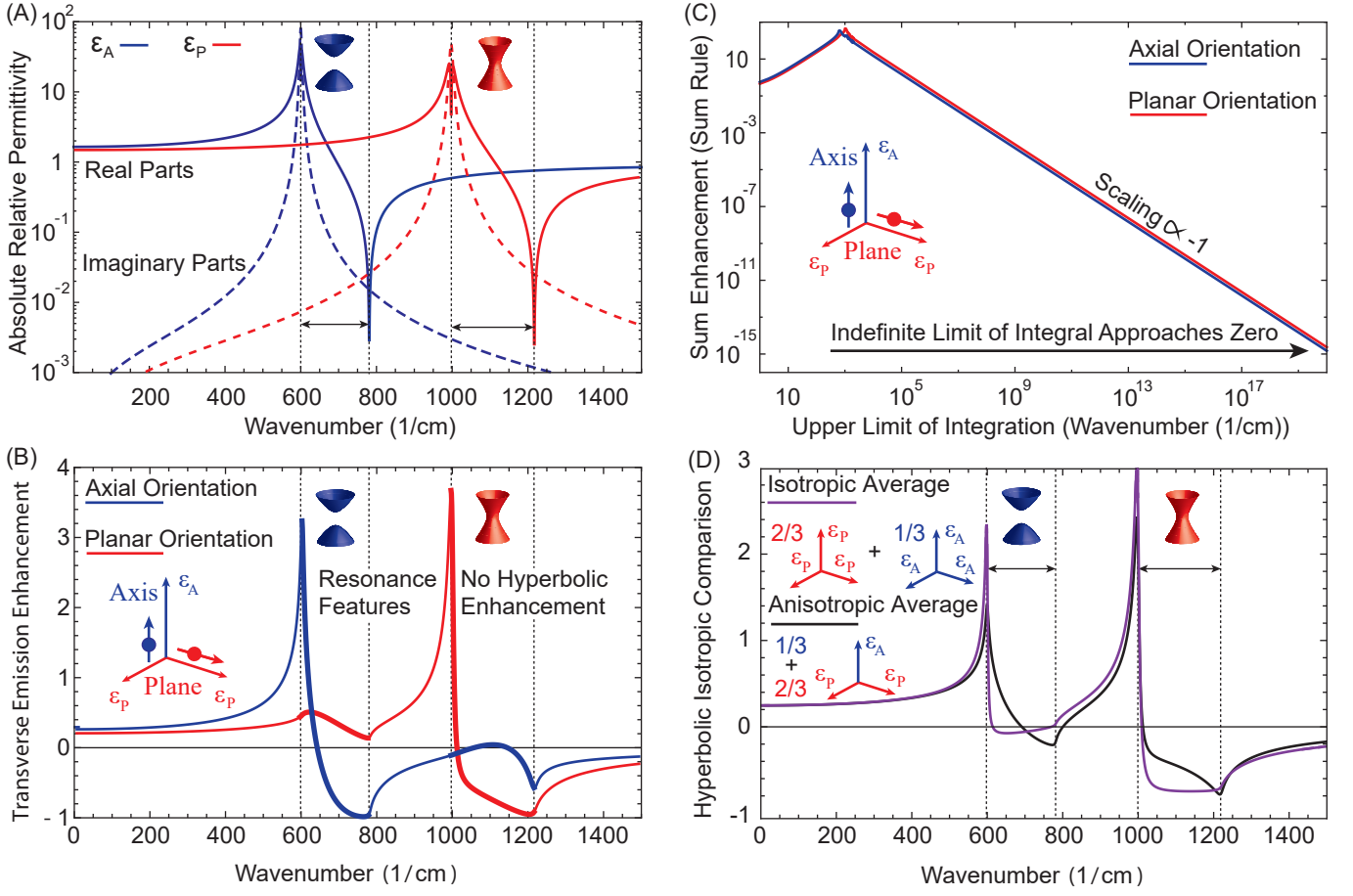
As the frequency dependencies of the uniaxial (28) and isotropic (30) Green functions are the same, Scheel's argument for the general validity of the sum rule<sup>77</sup> applies, guaranteeing that the transverse part of the uniaxial Green function

$$Im\{\tilde{G}_{TT}^U(\omega)\} = \frac{k_0 \pi}{(2\pi)^3 \epsilon_0 c^2} \int_0^{2\pi} d\phi \int_0^{\pi/2} d\theta s(\theta) \quad (45)$$

$$\left( Re\left\{ \sqrt{\epsilon_P(\omega)} \right\} \hat{\mathbf{s}} \otimes \hat{\mathbf{s}} + Re\left\{ \sqrt{\epsilon_E(\theta, \omega)} \right\} \hat{\mathbf{p}} \otimes \hat{\mathbf{p}} \right),$$

must satisfy (42) so long as the permittivities considered satisfy the Kramers-Kronig relations. An illustrative example of this result assuming local Lorentzian polarization responses,

$$\epsilon(\omega) = 1 + \frac{\omega_p^2}{\omega_0^2 - \omega(\omega + i\gamma)}, \quad (46)$$



**FIG. 2. Quantum Optical Sum Rule for Transverse Spontaneous Emission Enhancement in Hyperbolic Media** Panel (A) displays the absolute relative permittivity values resulting from (46). The thin dashed lines and schematic dispersion surfaces highlight spectral regions of hyperbolic response where one of either  $\text{Re}\{\epsilon_P(\omega)\}$  or  $\text{Re}\{\epsilon_A(\omega)\}$  is negative. Panel (B) shows the resulting transverse spontaneous emission enhancement offset by vacuum, the integrand of (42). Panel (C) plots the integrated enhancement as function of the upper wavenumber considered. These results confirm that the enhancement sum rule is strictly obeyed inside hyperbolic media<sup>77</sup>. (We have tested a great number of other cases and have always found perfect agreement.) Accounting only for purely electromagnetic (transverse) contributions, emission enhancement in spectral regions of hyperbolic response is unremarkable. Panel (D) further highlights this fact by comparing the orientationally averaged enhancement from (B), black line, with the enhancement found by averaging two isotropic media with  $\epsilon(k, \omega) = \epsilon_P(\omega)$  and  $\epsilon(k, \omega) = \epsilon_A(\omega)$  weighted by factors of  $2/3$  and  $1/3$  respectively. The graphs are found to be nearly identical, even though the two situations correspond to very different electromagnetic environments and have completely different angular behavior.

for  $\epsilon_A(\omega)$  and  $\epsilon_P(\omega)$  with  $\omega_p = \{500_A, 700_P\} \text{ cm}^{-1}$ ,  $\omega_0 = \{600_A, 1000_P\} \text{ cm}^{-1}$  and  $\gamma = \{5_A, 10_P\} \text{ cm}^{-1}$  is provided in Fig.2.

From the graph, we observe that the regions of hyperbolic response are essentially featureless, and that just as in isotropic media the most important spectral characteristics occur at polarization maximas. Further, Fig.2(D) shows that the orientationally averaged enhancement of this transverse part is nearly equivalent to considering the planar and axial permittivities separately and summing the result. That is, replacing (45) with the sum of  $(2/3) \mathcal{F}_T^I(\omega)$  with  $\epsilon(k, \omega) = \epsilon_P(\omega)$  and  $(1/3) \mathcal{F}_T^I(\omega)$  with  $\epsilon(k, \omega) = \epsilon_A(\omega)$ .

These results for the transverse part of the AP en-

hancement, which hold to arbitrarily low absorption ( $\gamma$ ), follow from the normal variable picture. Any property of a linear macroscopic medium should be consistent with an arrangement of some collection of dipoles in vacuum. Since a dipole does not introduce new electromagnetic modes, the transverse part of the FD must obey the sum rule for modified spontaneous emission enhancement in any such environment. From (38) the resonant effects of hyperbolic response for AP type excitations occur in the Coulombic field<sup>36</sup>. In taking the strictly electromagnetic (transverse) part of (38) these features are ignored.

The orientationally averaged, equivalent to setting  $\mathbf{d} = [1, 1, 1]/\sqrt{3}$ , spontaneous emission enhancement



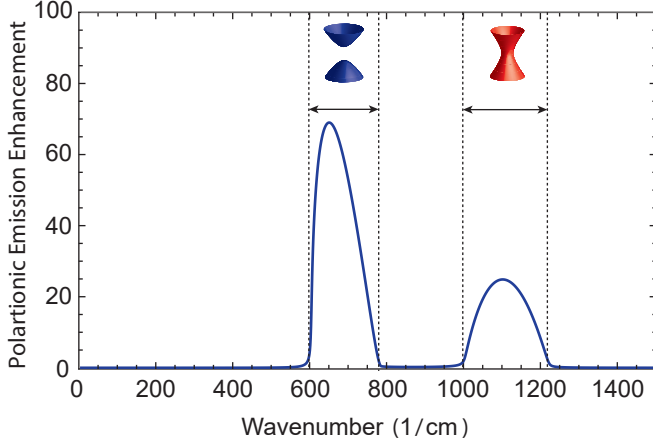


FIG. 3. **Polaritonic Spontaneous Emission Enhancement Surpassing the Sum Rule in Hyperbolic Media** The figure displays the orientationally averaged spontaneous emission enhancement of the Coulombic (longitudinal) part of the AP contribution, considering a uniaxial media with permittivity model (46). Contrasting with Fig.2, this longitudinal enhancement dominates in spectral regions of hyperbolic response. This quantity does not obey a quantum optical sum rule like (42).

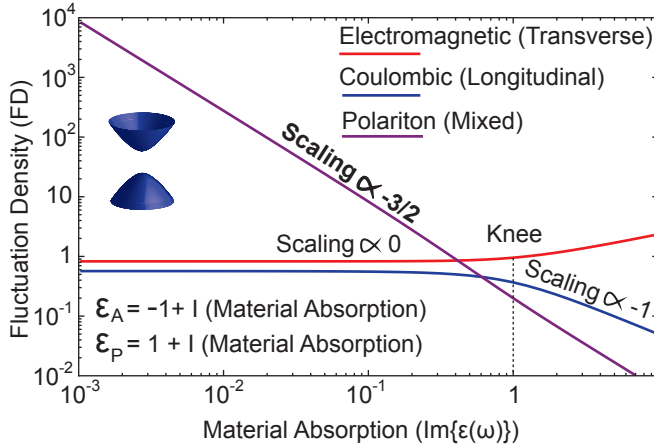


FIG. 4. **Scaling with Material Absorption of Fluctuation Densities in Hyperbolic Media**

The figure depicts the power scaling of the transverse O type (45), longitudinal C type (40), and mixed AP type (longitudinal part only) (47) contributions to the FD as a function of material absorption  $\text{Im}\{\epsilon_{A,P}(\omega)\}$ . For the C type contribution, only the angular integrals in (36) have been computed as the  $k$  integral diverges in the limit of local polarization response. The knee transitioning from a scaling of  $\propto -1$  to a scaling of  $\propto 0$  is set by the minimum magnitude of the real permittivity components  $|\text{Re}\{\epsilon_{A,P}(\omega)\}|$ , just as in the isotropic case<sup>79</sup>. The AP contribution is found to exhibit a stronger power scaling than either of the two pure solution types. The  $x^{-3/2}$  dependence exhibited is identical to the material absorption scaling of a surface plasmon polariton on a flat surface.

resulting from the Coulombic portion of the AP FD

$$\frac{\Gamma_{AP,L}^U(\omega)}{\Gamma_0(\omega)} = \frac{6\pi\epsilon_0 c^3}{\omega} \mathcal{F}_{AP,L}^U(\omega) = \frac{3}{2} \int_0^{\pi/2} d\theta s(\theta) \text{Re}\left\{\sqrt{\epsilon_E(\theta,\omega)}\right\} |\epsilon_H(\theta,\omega)|^2, \quad (47)$$

is plotted in Fig.3. (For numerical convenience in the remainder of this article the FD will be taken to be vacuum normalized by the prefactor appearing in (47).) Comparing with Fig.2, it is clear that this enhancement does not obey the quantum optical sum rule. To first order, it is an additional positive contribution that grows arbitrarily large as material absorption is decreased. (Since this enhancement stems from charge oscillations, here there is no restriction based on the properties of the vacuum.) By itself, this fact is not particularly unusual. In a general isotropic medium the absorption of energy into matter is not limited by the number of electromagnetic modes (42), and so neither is the enhancement contribution of C type modes. Yet, there are key distinctions that differentiate these two cases.

(1) The AP enhancement of the FD does not diverge in the limit of local permittivity response (non-locality is a second order effect). This is not the case for C type enhancement<sup>11</sup>.

(2) The AP enhancement of the FD is not simply related to the magnitude of the polarization, density of charge carriers, as has been shown C type enhancement<sup>77</sup>. Instead, it depends principally on the magnitude of anisotropy and material absorption.

(3) The AP type enhancement of the FD shows a unique scaling with material absorption, which is stronger than the scaling exhibited by either the transverse O type (45) or longitudinal C type (40) enhancement, Fig.4.

## VI. THERMAL FLUCTUATIONS IN HEXAGONAL BORON NITRIDE AND BISMUTH SELENIDE

In this fifth section, we examine how AP type excitations alter the thermal energy density in the electric field of natural hyperbolic media. Our discussion focuses on two particular material examples, hexagonal boron nitride and bismuth selenide.

Like the degree of relative spontaneous emission enhancement, the thermal energy density in the electric and magnetic fields is likewise set by the FD through the relation

$$\mathcal{U}(\mathbf{r}, \omega, T) = \frac{\epsilon_0}{2} \text{Tr}[\langle \mathbf{E}(\mathbf{r}, \omega) \otimes \mathbf{E}^*(\mathbf{r}, \omega) \rangle] + \frac{1}{2\mu_0} \text{Tr}[\langle \mathbf{B}(\mathbf{r}, \omega) \otimes \mathbf{B}^*(\mathbf{r}, \omega) \rangle], \quad (48)$$

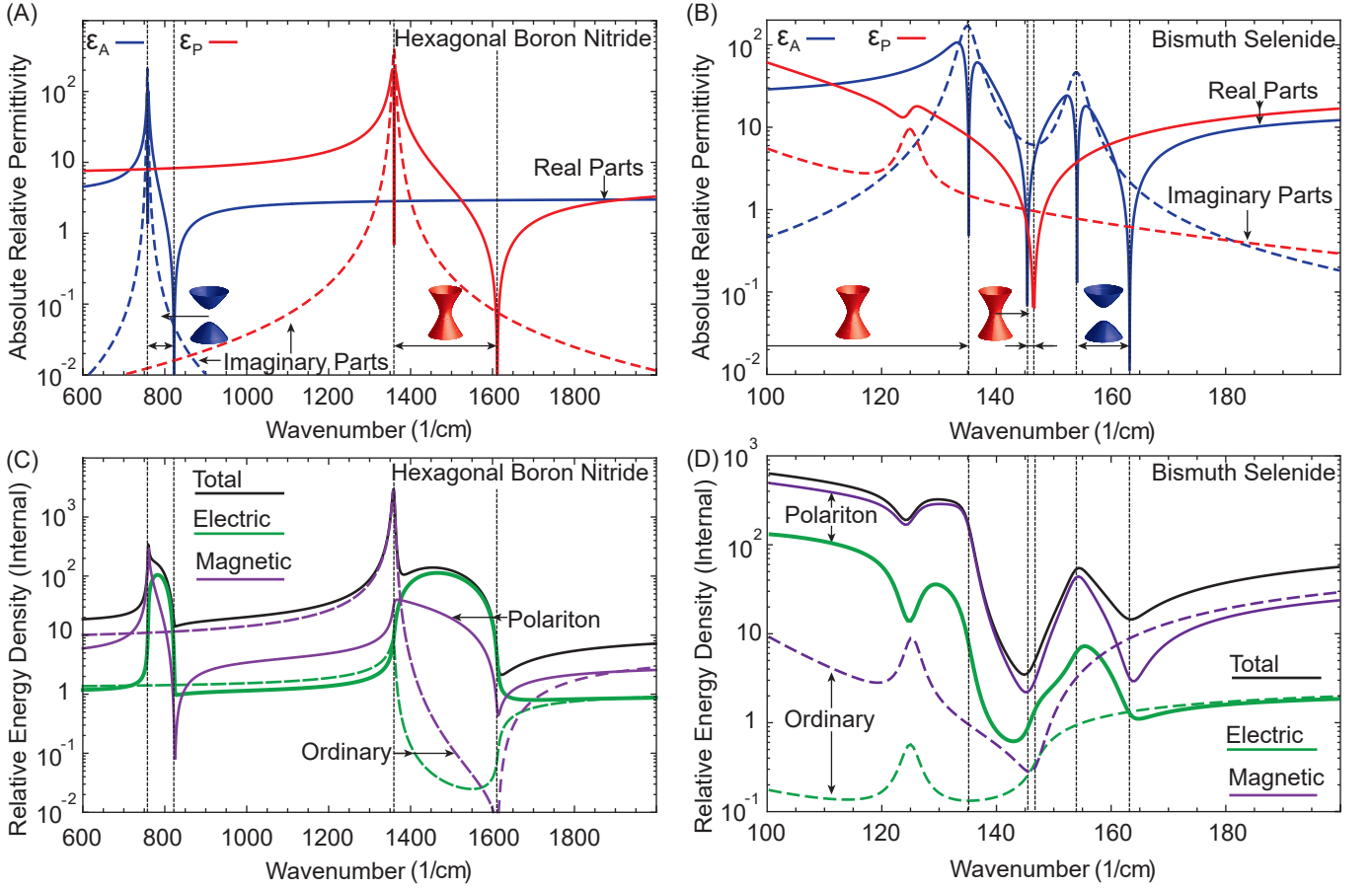


FIG. 5. **Relative Thermal Energy and Fluctuation Densities in Natural Hyperbolic Media**

The figure shows the contribution that AP type modes, solid lines, and O type modes, dashed lines, make to the electric and magnetic thermal energy densities inside hexagonal boron nitride (C) and bismuth selenide (D). (For comparison the energy densities are normalized by half the thermal energy density of vacuum.) The absolute relative permittivity components of these two materials, based on data from references<sup>44,46</sup>, is plotted in figures (A) and (B). Each sharp peak and dip in these plots signals a sign flip of the corresponding real part (these are all positive at the high end of the given wavenumber ranges). The imaginary part of each component remains positive throughout. The green electric lines (bold polariton, dashed ordinary) double as the respective FDs. Both media show broad spectral regions where this quantity is over 120 times larger than it is in vacuum.

with

$$Tr[\langle \mathbf{E}(\mathbf{r}, \omega) \otimes \mathbf{E}^*(\mathbf{r}, \omega) \rangle] = \frac{\omega \Theta(\omega, T)}{\pi} \mathcal{F}(\omega) \quad (49)$$

Using (1), (37), (38), and (6c), the energy density in the O and AP type modes of a uniaxial medium is then

$$\mathcal{U}(\mathbf{r}, \omega, T) = \frac{\mathcal{U}_{BB}(\omega, T)}{4} (\mathcal{F}_E(\omega) + \mathcal{F}_M(\omega)), \quad (50)$$

with

$$\mathcal{F}_E(\omega) = Re\left(\sqrt{\epsilon_P(\omega)}\right) + \int_0^{\pi/2} d\theta s(\theta) Re\left(\sqrt{\epsilon_E(\theta, \omega)}\right) \left(|\epsilon_H(\theta, \omega)|^2 + 1\right) \quad (51)$$

and

$$\mathcal{F}_M(\omega) = |\epsilon_P(\omega)| Re\left\{\sqrt{\epsilon_P(\omega)}\right\} + \int_0^{\pi/2} d\theta s(\theta) |\epsilon_E(\theta, \omega)| Re\left\{\sqrt{\epsilon_E(\theta, \omega)}\right\} \quad (52)$$

denoting the relative electric and magnetic contributions.

The results of this expression for hexagonal boron nitride and bismuth selenide, normalized by  $\mathcal{U}_{BB}(\omega, T)/2$  for direct comparison with the FD, are plotted in Fig.5. Following this figure, note that:

(1) The solid green curves, denoting the contribution of AP type modes, confirm that in real media either a high degree of anisotropy  $\epsilon_\Delta(\theta, \omega)$  or low material absorption  $\epsilon_U(\theta, \omega)$  may lead to a large polaritonic FD.

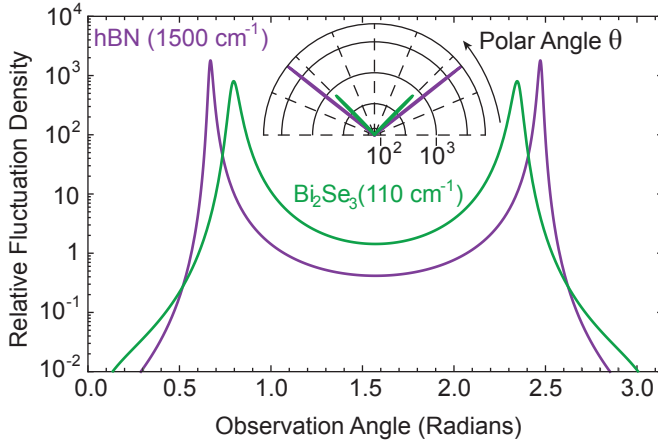


FIG. 6. **Angular Polaritonic Fluctuation Density in Natural Hyperbolic Media**

The figure depicts the polaritonic FD inside hexagonal boron nitride at  $1500\text{ cm}^{-1}$ , and bismuth selenide at  $110\text{ cm}^{-1}$ , as a function of polar angle on a logarithmic scale. The inset shows this same quantity as a polar plot on a linear scale. Although the integrated FDs of these two cases are nearly equal, Fig.6, as hexagonal boron nitride more closely approaches the resonance condition  $|\epsilon_U(\theta, \omega)| = 0$ , but possess less polarization anisotropy, the angular distribution of its FD is much more radical. Both materials show angular regions where the relative polar FD is over 800 times larger than vacuum.

Bismuth selenide exhibits substantial material absorption, yet nevertheless a strong enhancement results from the extreme difference between the axial and planar permittivity components. Conversely, hexagonal boron nitride possess much less anisotropy, but lower material absorption leads to a similar FD.

(2) The energy density of the magnetic field is often substantially larger than that of the electric field, particularly near maxima of the polarization response. This observation corresponds to the fact that the magnetic field energy includes the polarization energy of the medium, (6d), while the electric field does not.

(3) (49) equates the green lines with the FD contributions of AP (bold line) and O (dashed line) type modes. As such, it should be expected that all related quantum phenomena will show this level of enhancement. Importantly, both hexagonal boron nitride and bismuth selenide show broad spectral regions where the FD is over 120 times larger than vacuum. (Contrasting with equations (43) and (44), this enhancement is equivalent to scaling the frequency  $\omega$  found in relative rate of spontaneous emission by nearly a factor of 5.)

(4) Moving to Fig.6, the FD is found to have extreme angular dispersion. As the value of  $\epsilon_U(\theta, \omega)$  in a hyperbolic medium is highly dependent on the polar angle,  $\theta$ , the FD from Fig.5 is highly concentrated along the critical angles determined by  $\text{Re}\{\epsilon_U(\theta, \omega)\} = 0$ . Along this cone, the polaritonic FD is observed to be

over 800 times larger than vacuum FD in both bismuth selenide and hexagonal boron nitride.

To conclude, it is interesting to compare the results plotted in Fig.5 with the full near-field energy density of a hyperbolic medium<sup>9,80</sup>. For this purpose, equation (16) of Guo et al.<sup>80</sup> is plotted in Fig.7. Considering that for Fig.5 the contributions of the C type and surface polariton modes are not included, the spectral features of the two figures are in excellent agreement for the smallest observation distances. The additional peaks seen in Fig.7 are strongly correlated with the surface polariton condition  $\text{Re}\{\epsilon(k, \omega)\} = -1$ . This observation indicates the consistency of our results with previous theory, and suggests that (37) and (38), likely play roles similar to the wave conditions inside an isotropic media. (Note that further support of this claim is seen in calculated heat transfer<sup>81</sup> and experimentally reported confinement factors for hexagonal boron nitride resonators<sup>44</sup>.)

## VII. SUMMARY

In summary, we have shown that it is possible to analytically quantify the polaritonic FD in a hyperbolic (indefinite) medium using only material absorption. Through this result, we have studied the quantum optical sum rule for modified spontaneous emission enhancement, and have found that it does not apply to the key polaritonic features of a hyperbolic medium. We have also investigated thermal field fluctuations and the FD inside both hexagonal boron nitride and bismuth selenide. We have found that both media have broad spectral regions where these quantities are over 120 times (along specific angular directions 800 times) larger than they are in vacuum.

## ACKNOWLEDGMENTS

This work has been supported by funding from the National Science and Engineering Research Council of Canada, Alberta Innovates Technology Futures, and the National Science Foundation. We thank Cris Cortes and Prashant Shekhar for valuable discussions in preparing the article, as well as Chensheng Gong and Todd Van Mechelen for their contributions to the initial investigation of the ideas we have pursued here.

## VIII. APPENDIX A: PHYSICAL CONSTRAINTS ON NON-LOCALITY IN POLARIZATION RESPONSE

Since  $\epsilon(k, \omega) - 1 = \chi(k, \omega)$  is a susceptibility, we may assume that it is analytic for all but a finite set of points in the complex  $k$  plane for a given  $\omega$ <sup>82</sup>. Therefore, we can conclude that there is then a convergent Laurent series expansion in complex  $k$  such that

$$\chi(k, \omega) = \sum_{n=-\infty}^{\infty} c_n(\omega) k^n \quad (\text{A1})$$

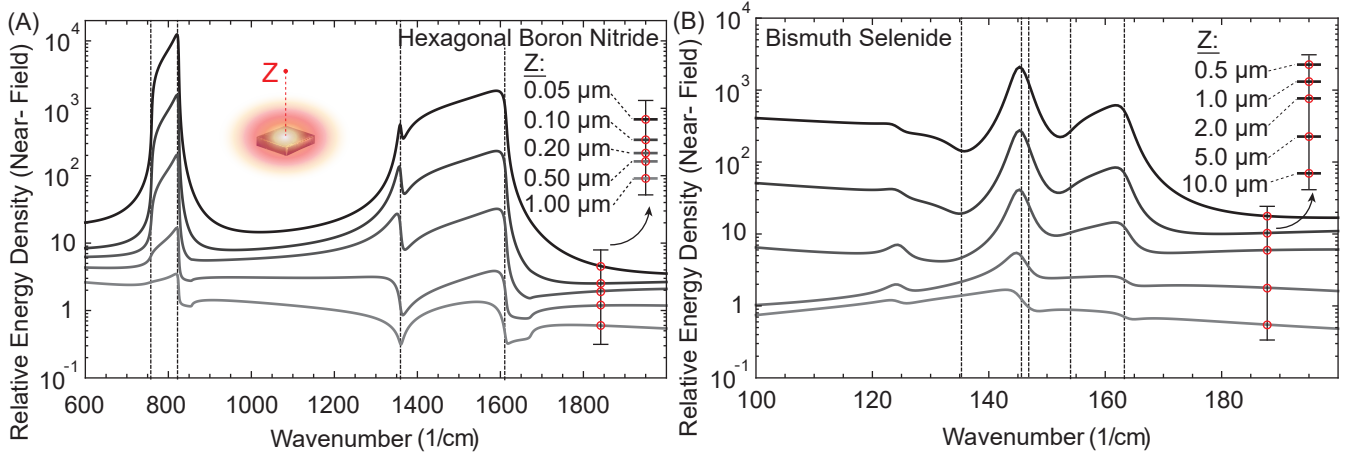


FIG. 7. **Near-Field Electromagnetic Energy Density of Natural Hyperbolic Media**

The figure plots the sum of the near-field electric and magnetic energy densities above half-spaces of hexagonal boron nitride (A) and bismuth selenide (B) for increasing observation distances. (For comparison with the FD results this energy is normalized by half the energy density of vacuum.) The inset in panel (A) shows a schematic representation. Recalling that surface mode contributions are not included in (48), the relative spectral characteristics of the near-field energy density are seen to be in excellent agreement with FDs plotted in Fig. 5 for small observation distances.

for  $M < |k| < \infty$ , where  $M$  is magnitude of the largest  $\mathbf{k}$  pole of  $\chi(k, \omega)$ , and  $\{c_n(\omega)\}$  is the set of coefficients of the expansion. Accepting that the polarization of any medium must ultimately be limited by some material size parameter, we may also freely assume that  $|k| \rightarrow \infty \Rightarrow \chi(k, \omega) \rightarrow 0$  for any  $\omega$ . And so,  $c_n(\omega) = 0$  for all  $n \geq 0$ .

Now, as we have only considered spaces with inversion symmetry the equality  $\epsilon(\mathbf{k}, \omega) = \epsilon(k, \omega)$  has been used throughout. Nevertheless, the true parameter in reciprocal space for the polarization susceptibility is  $\mathbf{k}$ , and the above reasoning implies that there must be an equally valid Laurent expansion in  $k_x, k_y$  and  $k_z$ . To keep inversion symmetry in these expressions only even powers can appear. The equivalence of the two descriptions then implies that  $\chi(k, \omega)$  can only contain even values of  $k^n$ . Combining this observation with  $c_n(\omega) = 0$  for all  $n \geq 0$  shows that asymptotically  $\chi(k, \omega)$  is at least proportional to  $1/k^2$ . Therefore, since in the complex plane any polynomial can be decomposed as the product of linear factors, we must have

$$\chi(k, \omega) = \frac{Z(k + a_1(\omega)) \dots (k + a_n(\omega))}{(k + b_1(\omega)) \dots (k + b_m(\omega))}, \quad (\text{A2})$$

where  $n \geq m + 2$  are the number of factors in the numerator and denominator, and  $Z$  is an arbitrary complex number.

Returning to real  $k$ , we note that because  $\chi(\mathbf{r}, t)$  is a real quantity  $\chi(k, \omega)$  must obey the relation  $\chi^*(k, -\omega) = \chi(k, \omega)$ , where  $*$  is the complex conjugate. Since this equality must hold for all values of  $k$  and  $\omega$ , and in the large  $k$  limit  $\chi(k, \omega) \propto Z/k^2$ , we must have  $Z = Z^*$ . Taking the imaginary part of  $\chi(k, \omega)$  we then

have

$$\text{Im}\{\epsilon(k, \omega)\} = \text{Im}\{\chi(k, \omega)\} \propto Z/k^l, \quad (\text{A3})$$

(in the limit of large  $k$ ) with  $l \geq 3$  (since  $Zk^n$  is real); confirming that any physically acceptable model of permittivity response will be sufficient to make (36) converge.

## IX. APPENDIX B: VALIDITY OF THE LOCAL RESPONSE APPROXIMATION FOR HEXAGONAL BORON NITRIDE AND BISMUTH SELENIDE IN THE INFRARED

For hexagonal boron nitride and bismuth selenide, the largest absolute value achieved by the permittivities  $\epsilon_A(\omega)$ ,  $\epsilon_P(\omega)$ , and  $\epsilon_E(\omega)$  in (34) is  $\approx 400$ , and the smallest  $\approx 0.1$ . Based on the maximum permittivity bound, in the local approximation the poles of the wave equations occur no higher than  $k \approx 20 k_0$ . Taking the largest lattice spacing present in either material,  $\approx 3 \text{ nm}$ , this upper limit of  $k$  still corresponds to less than 1% of the Brillouin zone for wavelengths longer than  $6 \mu\text{m}$ . As such a small change will only minimally alter the probed bandstructure around the dominant optical phonon features<sup>46,83,84</sup>, there is no reason to expect that  $k$  dependence will introduce variation in the relative permittivities on the order of the lower magnitude bound. This being the case, it should be expected that including spatial non-locality will not tangibly alter (37) or (38).

By the same logic, the contribution of additional non-local poles should also be minimal. If a factor of  $1/(k^2 - \epsilon_x(k, \theta, \omega))$  at a particular frequency is

rewritten in term of linear factors, it will be of the form

$$\frac{1}{k^2 - \epsilon_x(k, \theta, \omega)} = \frac{(k - b_1) \dots (k - b_n)}{(k - a)(k + a)(k - c_1) \dots (k - c_n)}, \quad (\text{B1})$$

where  $b_i$  and  $c_i$  are related non-local constants with  $\prod_{i=1}^n b_i \approx \prod_{i=1}^n c_i$ , and  $a \approx \sqrt{\epsilon_x(0, \theta, \omega)}$ . So long as the

$c_i$  poles are large compared to the  $a_i$  poles,  $a_i \ll c_i$ , the resulting residues from the  $c_i$  poles are likely to be much smaller than the residues resulting from the  $a_i$  poles.

\* zjacob@purdue.edu

- <sup>1</sup> E. Yablonovitch, Phys. Rev. Lett. **58**, 2059 (1987).
- <sup>2</sup> E. M. Purcell, Phys. Rev. **69**, 681 (1946).
- <sup>3</sup> D. Walls and P. Zoller, Phys. Rev. Lett. **47**, 709 (1981).
- <sup>4</sup> K. Nowack, F. Koppens, Y. V. Nazarov, and L. Vandersypen, Science **318**, 1430 (2007).
- <sup>5</sup> P. Schindler, D. Nigg, T. Monz, J. T. Barreiro, E. Martinez, S. X. Wang, S. Quint, M. F. Brandl, V. Nebendahl, C. F. Roos, *et al.*, New J. Phys. **15**, 123012 (2013).
- <sup>6</sup> G. W. Milton, R. C. McPhedran, and A. Sihvola, Opt. Express **21**, 14926 (2013).
- <sup>7</sup> K. Joulain, J.-P. Mulet, F. Marquier, R. Carminati, and J.-J. Greffet, Surf. Sci. Rep. **57**, 59 (2005).
- <sup>8</sup> L. Hu, A. Narayanaswamy, X. Chen, and G. Chen, Appl. Phys. Lett. **92**, 19 (2008).
- <sup>9</sup> Y. Guo, C. L. Cortes, S. Molesky, and Z. Jacob, Appl. Phys. Lett. **101**, 131106 (2012).
- <sup>10</sup> S. V. Boriskina, H. Ghasemi, and G. Chen, Mater. Today **16**, 375 (2013).
- <sup>11</sup> S. A. R. Horsley and T. G. Philbin, New J. Phys. **16** (2014).
- <sup>12</sup> S. A. Biehs, S. Lang, A. Y. Petrov, M. Eich, and P. Ben-Abdallah, Phys. Rev. Lett. **115**, 1 (2015).
- <sup>13</sup> H. N. S. Krishnamoorthy, Z. Jacob, E. Narimanov, I. Kretschmar, and V. M. Menon, Science (New York, N.Y.) **336**, 205 (2012), 1109.5637.
- <sup>14</sup> L. Lu, J. D. Joannopoulos, and M. Soljačić, Nat. Photonics **8**, 821 (2014).
- <sup>15</sup> T. Van Mechelen and Z. Jacob, Optica **3**, 118 (2016).
- <sup>16</sup> J. N. Munday, D. M. Callahan, and H. a. Atwater, Appl. Phys. Lett. **100**, 121121 (2012).
- <sup>17</sup> C. Belacel, B. Habert, F. Bigourdan, F. Marquier, J. P. Hugonin, S. Michaelis De Vasconcellos, X. Lafosse, L. Coolen, C. Schwob, C. Javaux, B. Dubertret, J. J. Greffet, P. Senellart, and A. Maitre, Nano Lett. **13**, 1516 (2013).
- <sup>18</sup> A. Raman, W. Shin, and S. Fan, Phys. Rev. Lett. **110** (2013).
- <sup>19</sup> C. Sauvan, J. P. Hugonin, I. S. Maksymov, and P. Lalanne, Phys. Rev. Lett. **110**, 1 (2013).
- <sup>20</sup> Z. Lin, A. Pick, M. Lončar, and A. W. Rodriguez, Phys. Rev. Lett. **117**, 107402 (2016).
- <sup>21</sup> D. Smith and D. Schurig, Phys. Rev. Lett. **90**, 077405 (2003).
- <sup>22</sup> Z. Jacob, J.-Y. Kim, G. V. Naik, A. Boltasseva, E. E. Narimanov, and V. M. Shalaev, Appl. Phys. B **100**, 215 (2010).
- <sup>23</sup> Z. Jacob, I. I. Smolyaninov, and E. E. Narimanov, Appl. Phys. Lett. **100**, 181105 (2012).
- <sup>24</sup> Z. Jacob, L. V. Alekseyev, and E. Narimanov, Opt. Express **14**, 8247 (2006).
- <sup>25</sup> Z. Liu, H. Lee, Y. Xiong, C. Sun, and X. Zhang, Science **315**, 1686 (2007).
- <sup>26</sup> Y. Guo, W. Newman, C. L. Cortes, and Z. Jacob, Adv. OptoElectron. **2012** (2012).
- <sup>27</sup> J. Yao, X. Yang, X. Yin, G. Bartal, and X. Zhang, Proc. Natl. Acad. Sci. **108**, 11327 (2011).
- <sup>28</sup> P. Ginzburg, A. V. Krasavin, A. N. Poddubny, P. A. Belov, Y. S. Kivshar, and A. V. Zayats, Phys. Rev. Lett. **111**, 1 (2013).
- <sup>29</sup> T. Galfsky, H. Krishnamoorthy, W. Newman, E. Narimanov, Z. Jacob, and V. Menon, Optica **2**, 62 (2015).
- <sup>30</sup> K.-H. Kim, Y.-S. No, S. Chang, J.-H. Choi, and H.-G. Park, Sci. Rep. **5**, 16027 (2015).
- <sup>31</sup> I. V. Iorsh, A. N. Poddubny, P. Ginzburg, P. A. Belov, and Y. S. Kivshar, Phys. Rev. Lett. **114**, 185501 (2015).
- <sup>32</sup> Z. Jacob and V. M. Shalaev, Science **334**, 463 (2011).
- <sup>33</sup> W. D. Newman, C. L. Cortes, and Z. Jacob, JOSA B **30**, 766 (2013).
- <sup>34</sup> P. Shekhar and Z. Jacob, Phys. Rev. B **90**, 045313 (2014).
- <sup>35</sup> A. P. Slobozhanyuk, P. Ginzburg, D. A. Powell, I. Iorsh, A. S. Shalin, P. Segovia, A. V. Krasavin, G. A. Wurtz, V. A. Podolskiy, P. A. Belov, and A. V. Zayats, Phys. Rev. B **92**, 1 (2015).
- <sup>36</sup> C. L. Cortes and Z. Jacob, Nat. Commun. **8**, 14144.
- <sup>37</sup> S. Molesky, C. J. Dewalt, and Z. Jacob, Opt. Express **21**, A96 (2013).
- <sup>38</sup> Z. Jacob, Nat. Mater. **13**, 1081 (2014).
- <sup>39</sup> L. Gu, T. U. Tumkur, G. Zhu, and M. a. Noginov, Sci. Rep. **4**, 4969 (2014).
- <sup>40</sup> P. Li, M. Lewin, A. V. Kretinin, J. D. Caldwell, K. S. Novoselov, T. Taniguchi, K. Watanabe, F. Gaussmann, and T. Taubner, Nat. Commun. **6** (2015).
- <sup>41</sup> P. Dyachenko, S. Molesky, A. Y. Petrov, M. Störmer, T. Krekeler, S. Lang, M. Ritter, Z. Jacob, and M. Eich, Nat. Commun. **7** (2016).
- <sup>42</sup> M. Esslinger, R. Vogelgesang, N. Talebi, W. Khunsin, P. Gehring, S. De Zuani, B. Gompf, and K. Kern, ACS Photonics **1**, 1285 (2014).
- <sup>43</sup> S. Dai, Z. Fei, Q. Ma, A. S. Rodin, M. Wagner, A. S. McLeod, M. K. Liu, W. Gannett, W. Regan, K. Watanabe, T. Taniguchi, M. Thiemens, G. Dominguez, a. H. Castro Neto, a. Zettl, F. Keilmann, P. Jarillo-Herrero, M. M. Fogler, D. N. Basov, A. H. C. Neto, a. Zettl, F. Keilmann, P. Jarillo-Herrero, M. M. Fogler, and D. N. Basov, Science **343**, 1125 (2014).
- <sup>44</sup> J. D. Caldwell, A. Kretinin, Y. Chen, V. Giannini, M. M. Fogler, Y. Francescato, C. T. Ellis, J. G. Tischler, C. R. Woods, A. J. Giles, M. Hong, K. Watanabe, T. Taniguchi, S. a. Maier, and K. S. Novoselov, Nat. Commun. **5**, 1 (2014).

- <sup>45</sup> E. Yoxall, M. Schnell, A. Y. Nikitin, O. Txoperena, A. Woessner, M. B. Lundberg, F. Casanova, L. E. Hueso, F. H. L. Koppens, and R. Hillenbrand, *Nat. Photonics* **9**, 674 (2015).
- <sup>46</sup> J. S. Wu, D. N. Basov, and M. M. Fogler, *Phys. Rev. B* **92**, 1 (2015).
- <sup>47</sup> K. Korzeb, M. Gajc, and D. A. Pawlak, *Opt. Express* **23**, 25406 (2015).
- <sup>48</sup> A. Nemilentsau, T. Low, and G. Hanson, *Phys. Rev. Lett.* **116**, 066804 (2016).
- <sup>49</sup> R. J. Glauber and M. Lewenstein, *Phys. Rev. A* **43**, 467 (1991).
- <sup>50</sup> J. Knoester, *Phys. Rev. Lett.* **68**, 654 (1992).
- <sup>51</sup> S.-T. Ho and P. Kumar, *JOSA B* **10**, 1620 (1993).
- <sup>52</sup> P. Milonni, *J. Mod. Opt.* **42**, 1991 (1995).
- <sup>53</sup> S. M. Barnett and R. Loudon, *Phys. Rev. Lett.* **77**, 2444 (1996).
- <sup>54</sup> A. Tip, *Phys. Rev. A* **56**, 5022 (1997).
- <sup>55</sup> P. de Vries and A. Lagendijk, *Phys. Rev. Lett.* **81**, 1381 (1998).
- <sup>56</sup> A. S. Potemkin, A. N. Poddubny, P. A. Belov, and Y. S. Kivshar, *Phys. Rev. B* **86**, 1 (2012).
- <sup>57</sup> W. Yan, M. Wubs, and N. A. Mortensen, *Phys. Rev. B* **86**, 1 (2012).
- <sup>58</sup> O. Kidwai, S. V. Zhukovsky, and J. Sipe, *Phys. Rev. A* **85**, 053842 (2012).
- <sup>59</sup> A. N. Poddubny, P. A. Belov, and Y. S. Kivshar, *Phys. Rev. A* **84**, 023807 (2011).
- <sup>60</sup> A. N. Poddubny, P. A. Belov, P. Ginzburg, A. V. Zayats, and Y. S. Kivshar, *Phys. Rev. B* **86**, 1 (2012).
- <sup>61</sup> A. Poddubny, I. Iorsh, P. Belov, and Y. Kivshar, *Nat. Photonics* **7**, 948 (2013).
- <sup>62</sup> S. Krasikov and I. V. Iorsh, *Phys. Status Solidi* **10**, 769 (2016).
- <sup>63</sup> R. Kubo, *Rep. Prog. Phys.* **29**, 255 (1966).
- <sup>64</sup> S. M. Rytov, Y. A. Kravtsov, and V. I. Tatarskii, *Principles of statistical radiophysics 3* (Springer-Verlag New York Inc., New York, NY, 1988).
- <sup>65</sup> In nanophotonics literature the imaginary part of the Green function(2) is usually called the electromagnetic or photonic density of states<sup>85,86</sup> (DoS/PDoS). However, this definition relies on the fact that emitter is in vacuum. When the emitter is not in vacuum there is an additional factor of the inverse energy density must be considered to achieve the correct scaling,  $\propto \sqrt{\epsilon(\mathbf{k}, \omega)}$ . (The usual view of the density of states, the differential number of states contained in a shell, yields a proportionality of  $\propto \sqrt{\epsilon(\mathbf{k}, \omega)}^{379}$ .) Further, as we will show, the response of the medium contained in the Green function is not strictly electromagnetic.
- <sup>66</sup> C. Cohen-Tannoudji, J. Dupont-Roc, and G. Grynberg, *Photons and Atoms: Introduction to Quantum Electrodynamics* (Wiley-VCH, 1997).
- <sup>67</sup> R. A. Ferrell, *Phys. Rev.* **111**, 1214 (1958).
- <sup>68</sup> D. Berreman, *Phys. Rev.* **130**, 2193 (1963).
- <sup>69</sup> W. D. Newman, C. L. Cortes, J. Atkinson, S. Pramanik, R. G. Decorby, and Z. Jacob, *ACS Photonics* **2**, 2 (2015).
- <sup>70</sup> G. W. Ford and W. H. Weber, *Phys. Rep.* **113**, 195 (1984).
- <sup>71</sup> P. Shekhar, M. Malac, V. Gaiind, N. Dalili, A. Meldrum, and Z. Jacob, *ArXiv e-prints* (2017), arXiv:1702.00491 [physics.optics].
- <sup>72</sup> This divergence also occurs in vacuum. Classically, the strength of the electric field generated by a point dipole scales as  $\propto 1/r^3$ . In an absorbing medium the energy loss per unit volume then also scale as  $\propto 1/r^3$  or in Fourier space  $\propto k^3$ .
- <sup>73</sup> In our convention the square function is cut along the positive real axis.
- <sup>74</sup> L. B. Felsen and N. Marcuvitz, *John Wiley & Sons*, Vol. 31 (John Wiley & Sons, 1994) pp. 753–763.
- <sup>75</sup> S. V. Zhukovsky, O. Kidwai, and J. E. Sipe, *Opt. Express* **21**, 14982 (2013).
- <sup>76</sup> R. Pollard, A. Murphy, W. Hendren, P. Evans, R. Atkinson, G. Wurtz, A. Zayats, and V. A. Podolskiy, *Phys. Rev. Lett.* **102**, 127405 (2009).
- <sup>77</sup> S. Scheel, *Phys. Rev. A* **78**, 1 (2008).
- <sup>78</sup> S. M. Barnett and R. Loudon, *Quantum Semiclass. Optics* **10**, 591 (1998).
- <sup>79</sup> S. M. Barnett, B. Huttner, R. Loudon, and R. Matloob, *J. Phys. B: At., Mol. Opt. Phys.* **29**, 3763 (1999).
- <sup>80</sup> Y. Guo and Z. Jacob, *J. Appl. Phys.* **115**, 234306 (2014).
- <sup>81</sup> X. Liu and Y. Xuan, *Science China Technological Sciences*, 1 (2016).
- <sup>82</sup> A. Abrikosov, L. Gorkov, and I. Dzyaloshinskii, *Methods of Quantum Field Theory in Statistical Physics* (Dover Publications, 1975).
- <sup>83</sup> J. Serrano, A. Bosak, R. Arenal, M. Krisch, K. Watanabe, T. Taniguchi, H. Kanda, A. Rubio, and L. Wirtz, *Phys. Rev. Lett.* **98**, 12 (2007).
- <sup>84</sup> W. Zhang, R. Yu, H. J. Zhang, X. Dai, and Z. Fang, *New J. Phys.* **12** (2010).
- <sup>85</sup> A. Narayanaswamy and G. Chen, *J. Quant. Spectrosc. Radiat. Transfer* **111**, 1877 (2010).
- <sup>86</sup> R. Carminati, A. Caze, D. Cao, F. Peragut, V. Krachmalnicoff, R. Pierrat, and Y. De Wilde, *Surf. Sci. Rep.* **70**, 1 (2015).