

Gapped spin-1/2 spinon excitations in a new kagome quantum spin liquid compound $\text{Cu}_3\text{Zn}(\text{OH})_6\text{FBr}$

Zili Feng ^{1,*} Zheng Li ^{1,2,*} Xin Meng ¹ Wei Yi ¹ Yuan Wei ¹ Jun Zhang ³ Yan-Cheng Wang ¹ Wei Jiang ⁴ Zheng Liu ⁵ Shiyang Li ^{3,6} Feng Liu ⁴ Jianlin Luo ^{1,2,7} Shiliang Li ^{1,2,7} Guo-qing Zheng ^{1,8,†} Zi Yang Meng ^{1,‡} Jia-Wei Mei ^{9,4,10,§} and Youguo Shi ^{1,¶}

¹*Institute of Physics, Chinese Academy of Sciences, Beijing 100190, China*

²*School of Physical Sciences, University of Chinese Academy of Sciences, Beijing 100190, China*

³*State Key Laboratory of Surface Physics, Department of Physics, and Laboratory of Advanced Materials, Fudan University, Shanghai 200433, China*

⁴*Department of Materials Science and Engineering, University of Utah, Salt Lake City, Utah 84112, USA*

⁵*Institute for Advanced Study, Tsinghua University, Beijing 100084, China*

⁶*Collaborative Innovation Center of Advanced Microstructures, Nanjing 210093, China*

⁷*Collaborative Innovation Center of Quantum Matter, Beijing 100190, China*

⁸*Department of Physics, Okayama University, Okayama 700-8530, Japan*

⁹*Institute for Quantum Science and Engineering, and Department of Physics, Southern University of Science and Technology, Shenzhen 518055, China*

¹⁰*Beijing Computational Science Research Center, Beijing 100193, China*

(Dated: June 26, 2017)

We report a new kagome quantum spin liquid candidate $\text{Cu}_3\text{Zn}(\text{OH})_6\text{FBr}$, which does not experience any phase transition down to 50 mK, more than three orders lower than the antiferromagnetic Curie-Weiss temperature (~ 200 K). A clear gap opening at low temperature is observed in the uniform spin susceptibility obtained from ^{19}F nuclear magnetic resonance measurements. We observe the characteristic magnetic field dependence of the gap as expected for fractionalized spin-1/2 spinon excitations. Our experimental results provide firm evidence for spin fractionalization in a topologically ordered spin system, resembling charge fractionalization in the fractional quantum Hall state.

When subject to strong geometric frustrations, quantum spin systems may achieve paramagnetic ground states dubbed quantum spin liquid (QSL) [1]. It is characterized by the pattern of long-range quantum entanglement that has no classical counterpart [2–4]. QSL is an unambiguous Mott insulator whose charge gap is not associated with any symmetry breaking [1]. It is related to the mechanism of high-temperature superconductivity [1] and the implementation of topological quantum computation [5]. The underlying principle of QSL, i.e. topological orders due to quantum entanglement [3, 4], is beyond the Landau symmetry-breaking paradigm [2] and has been realized in fractional quantum Hall systems [6], resulting in fractionalized $e/3$ charged anyon [7, 8]. Similarly, fractionalized spin-1/2 spinon excitations are allowed in QSL [9–12].

Kagome Heisenberg antiferromagnets are promising systems for the pursuit of QSL [13–15]. For example, herbertsmithite $\text{ZnCu}_3(\text{OH})_6\text{Cl}_2$ is a famous kagome system, which displays a number of well-established QSL behaviors [16–29]. Inelastic neutron scattering measurements have detected continuum of spin excitations [25] while nuclear magnetic resonance (NMR) measurements suggest a finite gap at low temperature [29]. However, multiple NMR lines of nuclear spins with $I > 1/2$ can not be easily resolved, particularly in the presence of residual interkagome Cu^{2+} spin moments even in high-quality single crystals [20, 23, 28, 29]. Furthermore, although it is

commonly accepted that the quantum number of spinons is spin-1/2, no direct evidence has been observed [29]. Therefore, it is crucial to find new QSL systems to unambiguously demonstrate the spin-1/2 quantum number of spinons.

Recently, barlowite $\text{Cu}_4(\text{OH})_6\text{FBr}$ has attracted much attention as a new kagome system with minimum disorder [30–35]. As opposed to herbertsmithite with *ABC*-stacked kagome planes, barlowite crystallizes in high-symmetry hexagonal rods owing to direct *AA* kagome stacking. It has also been found that the in-plane Dzyaloshinskii-Moriya interaction in barlowite is an order of magnitude smaller than that in herbertsmithite [35]. Consequently, the QSL physics has been suggested to be present at relative high temperature. Unfortunately, the material goes through an antiferromagnetic transition at ~ 15 K [32, 35]. It has thus been proposed that substituting the interkagome Cu^{2+} sites with non-magnetic ions may suppress the magnetic transition and ultimately lead to a QSL ground state [15, 32, 34, 36].

In this Letter, we report a new kagome QSL candidate $\text{Cu}_3\text{Zn}(\text{OH})_6\text{FBr}$. It does not experience any phase transition down to 50 mK, more than three orders lower than the antiferromagnetic Curie-Weiss temperature (~ 200 K). ^{19}F NMR measurements reveal a gapped QSL ground state in $\text{Cu}_3\text{Zn}(\text{OH})_6\text{FBr}$. The field dependence of the gap implies a zero-field gap 7.5 ± 0.4 K and spin-1/2 quantum number for spin excitations, i.e. spinons.

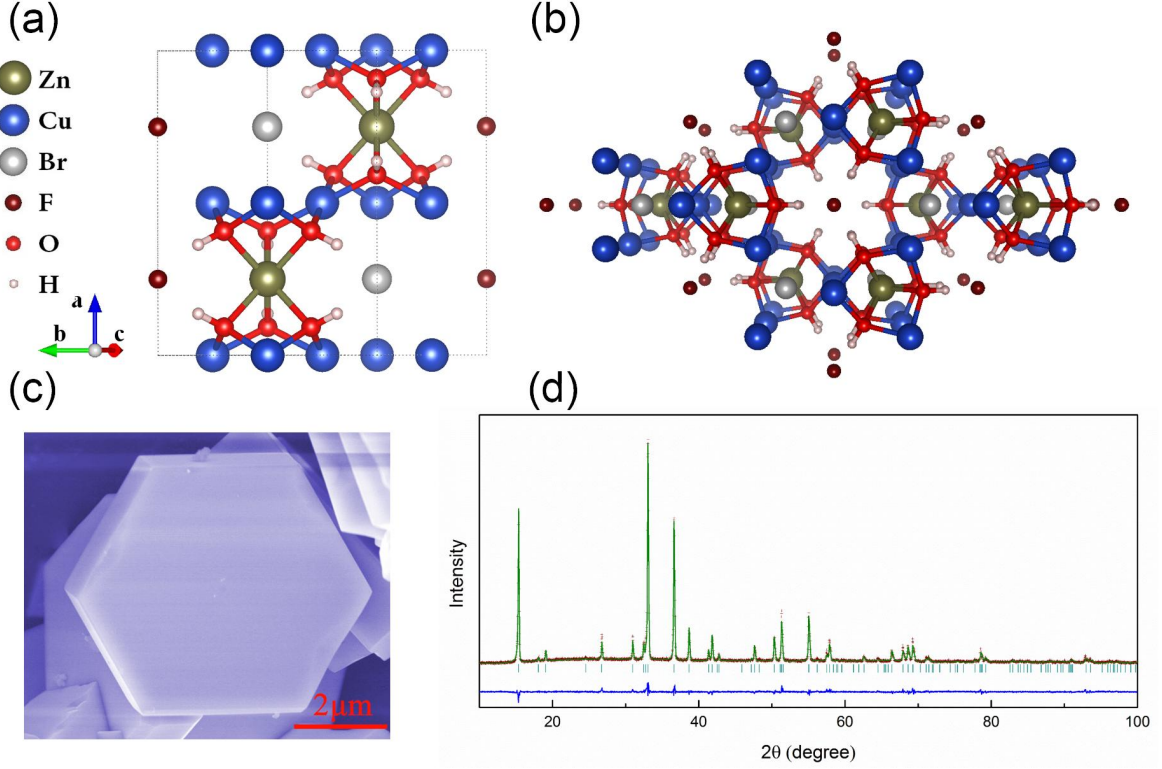


FIG. 1. (a) Schematic crystal structure of $\text{Cu}_3\text{Zn}(\text{OH})_6\text{FBr}$ with copper Cu^{2+} ions (blue) forming the kagome planes AA stacked along c -axis. Kagome planes are separated by non-magnetic Zn^{2+} (blond) ions. (b) Top view of the $\text{Cu}_3\text{Zn}(\text{OH})_6\text{FBr}$ crystal structure, where F (brown) is in the center between two hexagons of two kagome Cu planes. (c) Scanning electron microscope image of crystal grain in the polycrystalline samples. (d) Measured (brown “+”) and calculated (green line) XRD diffraction intensities of polycrystalline samples. The blue curve indicates the difference between the measured and calculated intensities. The vertical lines indicate peak positions.

We have successfully synthesized $\text{Cu}_3\text{Zn}(\text{OH})_6\text{FBr}$ polycrystalline samples by replacing the interkagome Cu^{2+} sites in $\text{Cu}_4(\text{OH})_6\text{FBr}$ with non-magnetic Zn^{2+} . Our thermodynamical (e.g. magnetic susceptibility and specific heat) measurements were carried out on the Physical Properties Measurement Systems (PPMS). The NMR spectra of ^{19}F with the nuclear gyromagnetic ratio $\gamma = 40.055 \text{ MHz/T}$ were obtained by integrating the spin echo as a function of the RF frequency at constant external magnetic fields of 0.914 T, 3 T, 5.026 T and 7.864

T, respectively.

Figure 1 (a) and 1 (b) depict the crystal structure of $\text{Cu}_3\text{Zn}(\text{OH})_6\text{FBr}$. Micrometer-size crystals are easily observed by the scanning electron microscope (SEM) (Fig. 1 (c)). The refinement of the powder X-ray diffraction pattern (Fig. 1 (d)) shows that the material crystallizes in $P6_3/mmc$ space group with Cu^{2+} ions forming a direct stack of undistorted kagome planes separated by non-magnetic Zn^{2+} ions (Fig. 1 (a) and (b)) as expected from theoretical calculations [34]. $\text{Cu}_3\text{Zn}(\text{OH})_6\text{FBr}$ is a charge-transfer insulator and the charge gap between $\text{Cu-}3d^9$ and $\text{O-}2p$ orbitals is around 1.8 eV according to first principles calculations [34, 37]. Powder X-ray diffraction measurements were carried out using $\text{Cu } K_\alpha$ radiation at room temperature. The diffraction data is analyzed by the Rietveld method using the program RIETAN-FP [38]. All positions are refined as fully occupied with the initial atomic positions taken from $\text{Cu}_4(\text{OH})_6\text{FBr}$ [31]. The refined results are summarized in Table I.

No phase transition is observed in our thermodynamical measurements (Fig. 2), establishing strong evidence for a QSL ground state in $\text{Cu}_3\text{Zn}(\text{OH})_6\text{FBr}$. Tempera-

TABLE I. Structure parameters of $\text{Cu}_3\text{Zn}(\text{OH})_6\text{FBr}$ at room temperature. Space group $P6_3/mmc$; $a = b = 6.6678(2) \text{ \AA}$, $c = 9.3079(3) \text{ \AA}$.

Site	w	x	y	z	$B (\text{\AA}^2)$
Cu	$6g$	0.5	0	0	1.48(6)
Zn	$2d$	1/3	2/3	3/4	1.93(8)
Br	$2c$	2/3	1/3	3/4	1.99(5)
F	$4b$	0.0	0.0	3/4	0.34(2)
O	$12k$	0.1887	0.8113(5)	0.9021(7)	2.22(2)
H	$12k$	0.1225	0.8775	0.871	1.0

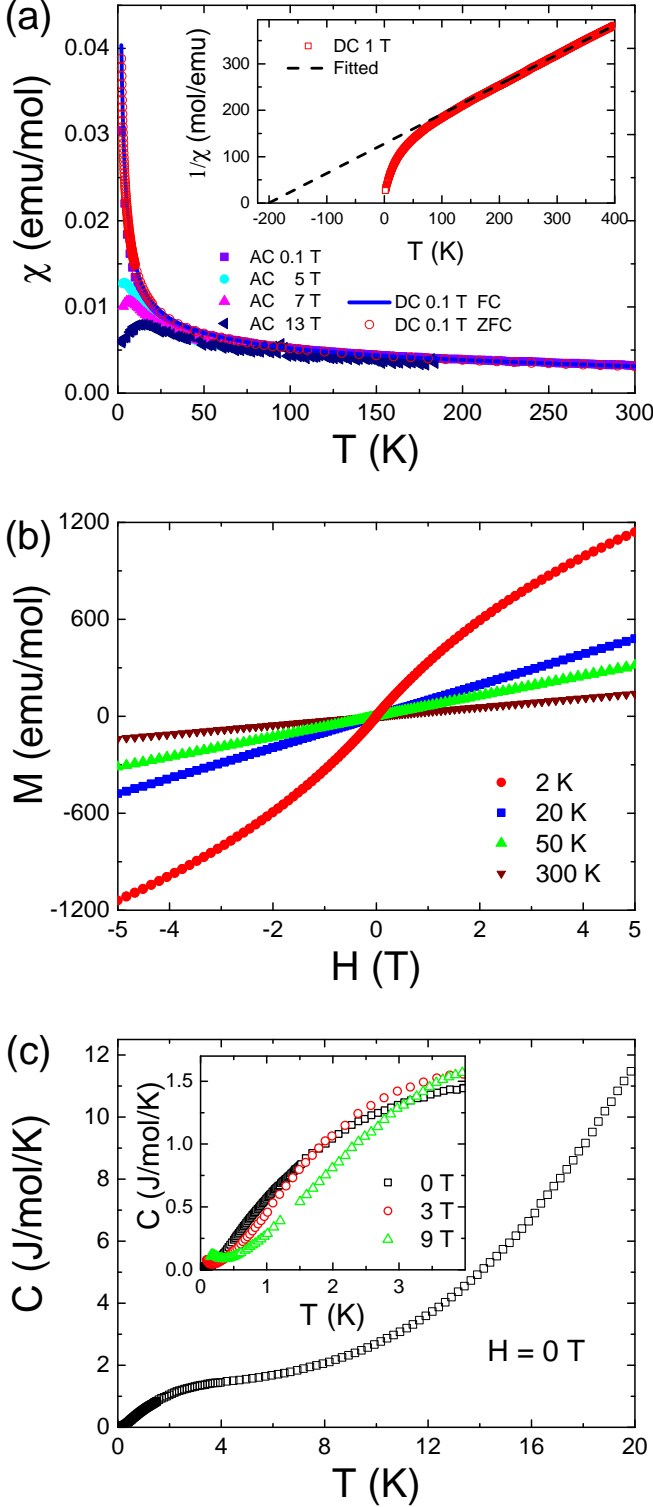


FIG. 2. (a) Temperature dependence of magnetic susceptibility under different magnetic fields measured by both DC and AC methods. In AC measurements, the oscillation field amplitude is 17 Oe and the oscillation frequency is 633 Hz. The inset shows the temperature dependence of the inverse susceptibility $1/\chi$ at 1 T. (b) Magnetic field dependence of magnetization at different temperatures. (c) Temperature dependence of the specific heat at zero field down to 50 mK. The inset shows the magnetic field effect on the specific heat at low temperatures.

ture dependence of magnetic susceptibility under different magnetic fields does not display any magnetic transition down to 2 K as shown in Fig. 2 (a). No splitting is detected between the field-cooled (FC) and zero-field-cooled (ZFC) results down to 2 K, indicating the absence of spin glass transition. At high temperature, magnetic susceptibility can be well fitted by the Curie-Weiss law with the Curie temperature and Curie constant as -200 K and 1.57 K·emu/mol, respectively. This indicates a strong antiferromagnetic superexchange interaction $J \sim 17$ meV among Cu^{2+} moments in the kagome planes. The g -factor is estimated to be about $g = 2.4$, consistent with the g -factor measurements in the Barlowite [35]. In Fig. 2 (b), no visible hysteresis loop is observed in the magnetic field dependence of magnetization at different temperatures. Figure 2 (c) is the specific heat measurement at zero field down to 50 mK. The inset shows the magnetic field effect on the specific heat at low temperatures, which exhibits upturn behavior at high-field due to nuclear Schottky anomaly.

There are residual interkagome Cu^{2+} (RIC) moments due to incomplete Zn^{2+} substitution in $\text{Cu}_3\text{Zn}(\text{OH})_6\text{FBr}$. Few Zn^{2+} exists in kagome planes according to the line shape of NMR spectra (see below in Fig. 3). The energy dispersive X-ray spectroscopy measurements at different locations indicate that the composition is stoichiometric with the atomic ratio between Cu and Zn as 1 : 0.36. The inductively coupled plasma atomic emission spectroscopy analysis suggests the atomic ratio between Cu and Zn as 1 : 0.30. From the chemical component analysis, we roughly estimate the concentration of the RIC moments to be $\sim 10\%$, comparable to those in herbertsmithite [39].

At low temperatures, RIC moments obscure the intrinsic kagome plane QSL behaviors in the bulk magnetic susceptibility and heat capacity, similar to previous results of herbertsmithite [22, 39–43]. DC susceptibility at low temperatures in 0.1 T magnetic field is fitted by Curie-Weiss behavior with Curie constant and Curie temperature as 0.18 K·emu/mol and -2.9 K, respectively, indicating weak antiferromagnetically interacting RIC moments. Under high magnetic fields, the RIC moments freeze and the AC susceptibility drops at low temperatures (see Fig. 2. (a)). We also measure T-dependent AC susceptibilities for various frequencies and magnetic fields at low temperatures, see Fig.S 7 in the supplementary materials (SM) [44]. The AC susceptibility is independent of frequencies, implying that RIC moments do not develop spin glass freezing down to 2 K. The RIC moments also contribute a shoulder in the specific heat measurements at low temperatures (see Fig. 2 (c)). The shoulder is suppressed in magnetic fields, as shown in the inset of Fig. 2 (c), along which the RIC moments are polarized, similar to herbertsmithite [41].

To directly unveil QSL physics in kagome plane, we implement NMR measurements to probe uniform spin susceptibility of kagome Cu^{2+} spin mo-

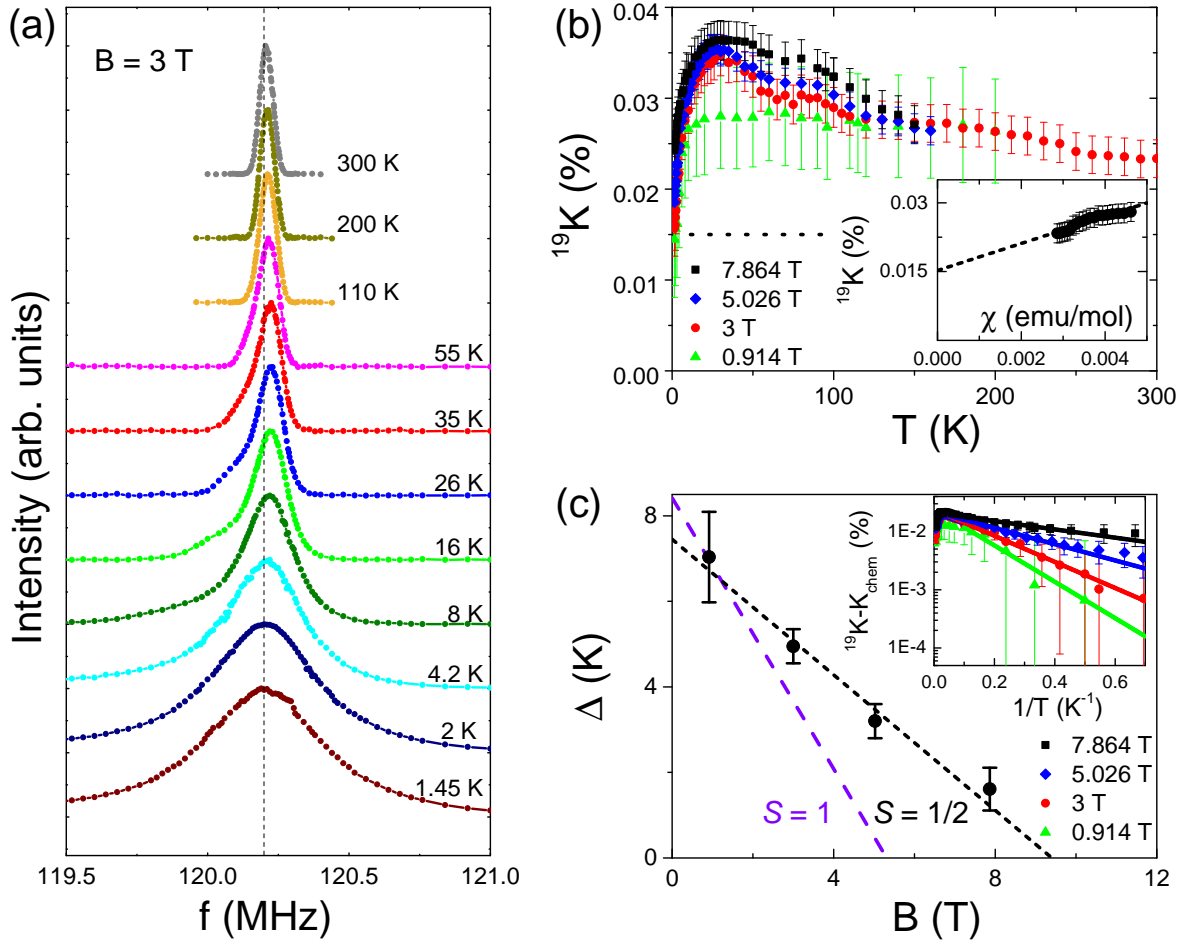


FIG. 3. (a) ^{19}F NMR spectra under 3 T at different temperatures. The vertical dash line $f_0 = 120.199\text{ MHz}$, corresponding to the chemical shift, is a guide to the eyes. (b) Temperature dependence of the Knight shift ^{19}K determined from the peak positions of the spectra. The dotted horizontal line shows the position of K_{chem} obtained from ^{19}K - χ plot at high temperatures as shown in the inset. (c) Magnetic field dependence of the spin gap. The black short-dash line is fitted by $\Delta(B) = \Delta(0) - g\mu_B SB$ with spin quantum number $S = 1/2$. For comparison, we also plot $\Delta(B)$ for $S = 1$ shown by the blue dash line constrained by the value at 0.914 T, which hardly describes the data. Inset shows the Arrhenius plot of $^{19}K - K_{\text{chem}}$ with the vertical axis in logarithmic scale, which demonstrates visually that the gap decreases with increasing magnetic field. The solid curve is the fitting function $A \exp(-\Delta/T)$ for $^{19}K - K_{\text{chem}}$.

ments in $\text{Cu}_3\text{Zn}(\text{OH})_6\text{FBr}$. A unique advantage of $\text{Cu}_3\text{Zn}(\text{OH})_6\text{FBr}$ for the NMR measurements is that it contains ^{19}F . It is known that ^2D , ^{17}O and ^{35}Cl NMR measurements in herbertsmithite are rather difficult due to multiple resonance peaks resulted from nuclear spins $I = 1$, $I = 5/2$ and $I = 3/2$, respectively [20, 23, 28, 29]. In contrast, only one resonance peak needs to be resolved for ^{19}F with $I = 1/2$ nuclear spin, as shown in Fig. 3 (a). The sharp high-temperature peaks suggest that few Zn^{2+} exists in kagome planes. Moreover, no extra peak due to RIC moments is observed even at low temperatures. The line shape asymmetry may arise from the magnetic anisotropy, e.g. $g_{\parallel}/g_{\perp} = 2.42/2.21$ in Barlowite [35]. We have also carried out the measurements with different pulse interval (τ) in NMR echo to exclude the possibility of impurity moment contributions in the NMR spec-

trum [44].

In a gapped QSL, the spin susceptibility should become zero at low temperature. The Knight shift is related to the uniform susceptibility χ as $^{19}K = A_{\text{hf}}\chi + K_{\text{chem}}$, where A_{hf} is the hyperfine coupling constant between the ^{19}F nuclear spin and the electron spins and K_{chem} is the T -independent chemical shift. $K_{\text{chem}} = 0.015\%$ is obtained from ^{19}K - χ plot at high temperatures as shown in the inset of Fig. 3 (b), where χ is DC susceptibility at $B = 3\text{ T}$. Figure 3 (b) shows that the Knight shift drops quickly below $\sim 30\text{ K}$. At high temperatures ($\sim 100\text{ K}$), Knight shift ^{19}K has a systematic variation as a function of magnetic field, whose origin is unclear at present and left for future investigation, but we note that such a behavior would not change our results at low temperatures below 30 K. The Knight shift at low fields (0.914 T and 3

T) tends to merge to K_{chem} at low temperatures, similar to previous results of herbertsmithite [29]. The inset of Fig. 3 (c) is the Arrhenius plot of $^{19}\text{K} - K_{\text{chem}}$, where the low-temperature data can be well fitted by an exponential function $A \exp(-\Delta/T)$, with A and Δ as fitting parameters for a constant and the gap value, respectively. In the fit, we fixed $K_{\text{chem}} = 0.015\%$.

With elevating the magnetic fields, the gap is suppressed due to Zeeman effect as $\Delta(B) = \Delta(0) - g\mu_B SB$, where μ_B is Bohr magneton. From the linear fitting of the field dependence of Δ , we obtain a zero-field gap 7.5 ± 0.4 K and $gS = 1.16 \pm 0.11$. Regarding to $g = 2.4$ obtained from bulk magnetic susceptibility measurements in Fig. 2 (a), $gS = 1.16 \pm 0.11$ confirms a spin quantum number $S = 1/2$ and $g = 2.32 \pm 0.22$. The spin $S = 1/2$ quantum number implies fractionalized spinon excitations in the quantum spin liquid compound $\text{Cu}_3\text{Zn}(\text{OH})_6\text{FBr}$.

Detecting spin-1/2 quantum number of spin excitations in a QSL state is of great significance. Spin-1/2 spinon excitations have been discussed since the early stage of spin liquid theory [9], yet there is no direct experimental confirmation of the spin-1/2 quantum number till now. Our results show that $\text{Cu}_3\text{Zn}(\text{OH})_6\text{FBr}$ has a gapped QSL ground state, consistent with results in herbertsmithite [29] and unambiguously manifest the spin-1/2 quantum number of spinons. It reflects the spin fractionalization in a QSL state when spin rotation symmetry meets topology. Within minimal symmetry (e.g. time reversal symmetry and translational symmetry) assumptions, a gapped kagome QSL should be \mathbb{Z}_2 -gauge type [11, 12] (i.e. toric code type [5]) according to the theoretical constraints [45].

In conclusion, we have successfully synthesized a new kagome compound $\text{Cu}_3\text{Zn}(\text{OH})_6\text{FBr}$ and its quantum spin liquid ground state is verified in our thermodynamical measurements. Our ^{19}F NMR data reveals a gapped spin-liquid ground state for $\text{Cu}_3\text{Zn}(\text{OH})_6\text{FBr}$, similar to previous ^{17}O NMR results on herbertsmithite. Most importantly, we provide experimental evidence for spin-1/2 quantum number for spin excitations, i.e. spinons. We therefore believe that $\text{Cu}_3\text{Zn}(\text{OH})_6\text{FBr}$ provides a promising platform for future investigations of the topological properties of quantum spin liquid states.

We acknowledge Yongqing Li for discussions on the magnetic susceptibility measurements. We thank Xi Dai and Zhong Fang for useful discussions. We acknowledge fundings from the National Key Research and Development Program of China under Grant Nos. 2016YFA0300502, 2016YFA0300503, 2016YFA0300604, 2016YF0300300 and 2016YFA0300802, the National Natural Science Foundation of China under Grant Nos. 11421092, 11474330, 11574359, 11674406, 11374346 and 11674375, National Basic Research Program of China (973 Program) No. 2015CB921304, the National Thousand-Young-Talents Program of China, the

Strategic Priority Research Program (B) of the Chinese Academy of Sciences under Grant No. XDB07020000, XDB07020200 and XDB07020300. The work in Utah is supported by DOE-BES under No. DE-FG02-04ER46148.

* These two authors contribute to this work equally.

† gqzheng@iphy.ac.cn

‡ zymeng@iphy.ac.cn

§ jiawei.mei@gmail.com

¶ ygshi@iphy.ac.cn

- [1] Philip W Anderson, "The Resonating Valence Bond State in La_2CuO_4 and Superconductivity." *Science* **235**, 1196–8 (1987).
- [2] X.G. Wen, *Quantum Field Theory of Many-Body Systems: From the Origin of Sound to an Origin of Light and Electrons*, Oxford Graduate Texts (OUP Oxford, 2004).
- [3] Alexei Kitaev and John Preskill, "Topological Entanglement Entropy," *Phys. Rev. Lett.* **96**, 110404 (2006).
- [4] Michael Levin and Xiao-Gang Wen, "Detecting Topological Order in a Ground State Wave Function," *Phys. Rev. Lett.* **96**, 110405 (2006).
- [5] A. Yu. Kitaev, "Fault-tolerant quantum computation by anyons," *Ann. Phys. (N.Y.)* **303**, 2–30 (2003).
- [6] D. C. Tsui, H. L. Stormer, and A. C. Gossard, "Two-Dimensional Magnetotransport in the Extreme Quantum Limit," *Phys. Rev. Lett.* **48**, 1559–1562 (1982).
- [7] R. B. Laughlin, "Anomalous Quantum Hall Effect: An Incompressible Quantum Fluid with Fractionally Charged Excitations," *Phys. Rev. Lett.* **50**, 1395–1398 (1983).
- [8] R. de Picciotto, M. Reznikov, M. Heiblum, V. Umansky, G. Bunin, and D. Mahalu, "Direct observation of a fractional charge," *Nature* **389**, 162–164 (1997).
- [9] Steven A. Kivelson, Daniel S. Rokhsar, and James P. Sethna, "Topology of the resonating valence-bond state: Solitons and high- T_c superconductivity," *Phys. Rev. B* **35**, 8865–8868 (1987).
- [10] N. Read and B. Chakraborty, "Statistics of the excitations of the resonating-valence-bond state," *Phys. Rev. B* **40**, 7133–7140 (1989).
- [11] N. Read and Subir Sachdev, "Large-N expansion for frustrated quantum antiferromagnets," *Phys. Rev. Lett.* **66**, 1773 (1991).
- [12] X. G. Wen, "Mean-field theory of spin-liquid states with finite energy gap and topological orders," *Phys. Rev. B* **44**, 2664–2672 (1991).
- [13] Patrick A. Lee, "An End to the Drought of Quantum Spin Liquids," *Science* **321**, 1306–1307 (2008).
- [14] Leon Balents, "Spin liquids in frustrated magnets." *Nature* **464**, 199–208 (2010).
- [15] M. R. Norman, "*Colloquium* : Herbertsmithite and the search for the quantum spin liquid," *Rev. Mod. Phys.* **88**, 041002 (2016).
- [16] Matthew P Shores, Emily A Nytko, Bart M Bartlett, and Daniel G Nocera, "A structurally perfect $S = 1/2$ kagome antiferromagnet," *J. Am. Chem. Soc.* **127**, 13462–13463 (2005).
- [17] J. S. Helton, K. Matan, M. P. Shores, E. A. Nytko, B. M. Bartlett, Y. Yoshida, Y. Takano, A. Suslov, Y. Qiu, J.-

- H. Chung, D. G. Nocera, and Y. S. Lee, “Spin Dynamics of the Spin-1/2 Kagome Lattice Antiferromagnet $\text{ZnCu}_3(\text{OH})_6\text{Cl}_2$,” *Phys. Rev. Lett.* **98**, 107204 (2007).
- [18] P. Mendels, F. Bert, M. A. de Vries, A. Olariu, A. Harrison, F. Duc, J. C. Trombe, J. S. Lord, A. Amato, and C. Baines, “Quantum Magnetism in the Paratacamite Family: Towards an Ideal Kagomé Lattice,” *Phys. Rev. Lett.* **98**, 077204 (2007).
- [19] A. Zorko, S. Nellutla, J. van Tol, L. C. Brunel, F. Bert, F. Duc, J.-C. Trombe, M. A. de Vries, A. Harrison, and P. Mendels, “Dzyaloshinsky-moriya anisotropy in the spin-1/2 kagome compound $\text{ZnCu}_3(\text{OH})_6\text{Cl}_2$,” *Phys. Rev. Lett.* **101**, 026405 (2008).
- [20] T. Imai, E. A. Nytko, B. M. Bartlett, M. P. Shores, and D. G. Nocera, “ ^{63}Cu , ^{35}Cl , and ^1H NMR in the $S = \frac{1}{2}$ Kagome Lattice $\text{ZnCu}_3(\text{OH})_6\text{Cl}_2$,” *Phys. Rev. Lett.* **100**, 077203 (2008).
- [21] M. A. de Vries, J. R. Stewart, P. P. Deen, J. O. Piatek, G. J. Nilsen, H. M. Rønnow, and A. Harrison, “Scale-free antiferromagnetic fluctuations in the $s = 1/2$ kagome antiferromagnet herbertsmithite,” *Phys. Rev. Lett.* **103**, 237201 (2009).
- [22] J. S. Helton, K. Matan, M. P. Shores, E. A. Nytko, B. M. Bartlett, Y. Qiu, D. G. Nocera, and Y. S. Lee, “Dynamic scaling in the susceptibility of the spin- $\frac{1}{2}$ kagome lattice antiferromagnet herbertsmithite,” *Phys. Rev. Lett.* **104**, 147201 (2010).
- [23] T. Imai, M. Fu, T. H. Han, and Y. S. Lee, “Local spin susceptibility of the $S = \frac{1}{2}$ kagome lattice in $\text{ZnCu}_3(\text{OD})_6\text{Cl}_2$,” *Phys. Rev. B* **84**, 020411 (2011).
- [24] M. Jeong, F. Bert, P. Mendels, F. Duc, J. C. Trombe, M. A. de Vries, and A. Harrison, “Field-induced freezing of a quantum spin liquid on the kagome lattice,” *Phys. Rev. Lett.* **107**, 237201 (2011).
- [25] Tian-Heng Han, Joel S. Helton, Shaoyan Chu, Daniel G. Nocera, Jose A. Rodriguez-Rivera, Collin Broholm, and Young S. Lee, “Fractionalized excitations in the spin-liquid state of a kagome-lattice antiferromagnet,” *Nature* **492**, 406–410 (2012).
- [26] Tianheng Han, Shaoyan Chu, and Young S. Lee, “Refining the spin hamiltonian in the spin- $\frac{1}{2}$ kagome lattice antiferromagnet $\text{ZnCu}_3(\text{OH})_6\text{Cl}_2$ using single crystals,” *Phys. Rev. Lett.* **108**, 157202 (2012).
- [27] T. H. Han, J. S. Helton, S. Chu, A. Prodi, D. K. Singh, C. Mazzoli, P. Müller, D. G. Nocera, and Y. S. Lee, “Synthesis and characterization of single crystals of the spin- $\frac{1}{2}$ kagome-lattice antiferromagnets $\text{Zn}_x\text{Cu}_{4-x}(\text{OH})_6\text{Cl}_2$,” *Phys. Rev. B* **83**, 100402 (2011).
- [28] A. Olariu, P. Mendels, F. Bert, F. Duc, J. C. Trombe, M. A. de Vries, and A. Harrison, “ ^{17}O NMR Study of the Intrinsic Magnetic Susceptibility and Spin Dynamics of the Quantum Kagome Antiferromagnet $\text{ZnCu}_3(\text{OH})_6\text{Cl}_2$,” *Phys. Rev. Lett.* **100**, 087202 (2008).
- [29] Mingxuan Fu, Takashi Imai, Tian-Heng Han, and Young S. Lee, “Evidence for a gapped spin-liquid ground state in a kagome Heisenberg antiferromagnet,” *Science* **350**, 655–658 (2015).
- [30] P. Elliot and M.A. Cooper, “Barlowite, IMA 2010-020,” *Mineralogical Magazine* **74**, 797–800 (2010).
- [31] P. Elliot, M.A. Cooper, and A. Pring, “Barlowite, $\text{Cu}_4\text{FBr}(\text{OH})_6$, a new mineral isostructural with claringbullite: description and crystal structure,” *Mineralogical Magazine* **78**, 1755–1762 (2014).
- [32] Tian-Heng Han, John Singleton, and John A. Schlueter, “Barlowite: A Spin-1/2 Antiferromagnet with a Geometrically Perfect Kagome Motif,” *Phys. Rev. Lett.* **113**, 227203 (2014).
- [33] Harald O. Jeschke, Francesc Salvat-Pujol, Elena Gati, Nguyen Hieu Hoang, Bernd Wolf, Michael Lang, John A. Schlueter, and Roser Valentí, “Barlowite as a canted antiferromagnet: Theory and experiment,” *Phys. Rev. B* **92**, 094417 (2015).
- [34] Zheng Liu, Xiaolong Zou, Jia-Wei Mei, and Feng Liu, “Selectively doping barlowite for quantum spin liquid: A first-principles study,” *Phys. Rev. B* **92**, 220102 (2015).
- [35] Tian-Heng Han, Eric D. Isaacs, John A. Schlueter, and John Singleton, “Anisotropy: Spin order and magnetization of single-crystalline $\text{Cu}_4(\text{OH})_6\text{FBr}$ barlowite,” *Phys. Rev. B* **93**, 214416 (2016).
- [36] Daniel Guterding, Roser Valentí, and Harald O. Jeschke, “Reduction of magnetic interlayer coupling in barlowite through isoelectronic substitution,” *Phys. Rev. B* **94**, 125136 (2016).
- [37] Zheng Liu, Jia-Wei Mei, and Feng Liu, “First-principles study of the organometallic $S = \frac{1}{2}$ kagome compound $\text{Cu}(1,3\text{-bdc})$,” *Phys. Rev. B* **92**, 165101 (2015).
- [38] H. M. Rietveld, “A profile refinement method for nuclear and magnetic structures,” *Journal of applied Crystallography* **2**, 65–71 (1969).
- [39] Danna E. Freedman, Tianheng H. Han, Andrea Prodi, Peter Miller, Qing-Zhen Huang, Yu-Sheng Chen, Samuel M. Webb, Young S. Lee, Tyrel M. McQueen, and Daniel G. Nocera, “Site Specific X-ray Anomalous Dispersion of the Geometrically Frustrated Kagom Magnet, Herbertsmithite, $\text{ZnCu}_3(\text{OH})_6\text{Cl}_2$,” *J. Am. Chem. Soc.* **132**, 16185–16190 (2010).
- [40] F. Bert, S. Nakamae, F. Ladieu, D. L’Hôte, P. Bonville, F. Duc, J.-C. Trombe, and P. Mendels, “Low temperature magnetization of the $s = \frac{1}{2}$ kagome antiferromagnet $\text{ZnCu}_3(\text{OH})_6\text{Cl}_2$,” *Phys. Rev. B* **76**, 132411 (2007).
- [41] M. A. de Vries, K. V. Kamenev, W. A. Kockelmann, J. Sanchez-Benitez, and A. Harrison, “Magnetic ground state of an experimental $s = 1/2$ kagome antiferromagnet,” *Phys. Rev. Lett.* **100**, 157205 (2008).
- [42] Tian-Heng Han, M. R. Norman, J.-J. Wen, Jose A. Rodriguez-Rivera, Joel S. Helton, Collin Broholm, and Young S. Lee, “Correlated impurities and intrinsic spin-liquid physics in the kagome material herbertsmithite,” *Phys. Rev. B* **94**, 060409 (2016).
- [43] Z. A. Kelly, M. J. Gallagher, and T. M. McQueen, “Electron Doping a Kagome Spin Liquid,” *Phys. Rev. X* **6**, 041007 (2016).
- [44] Supplemental Material contains details on fitting of the Knight shift data, AC susceptibility at different frequencies, etc..
- [45] Michael P. Zaletel and Ashvin Vishwanath, “Constraints on Topological Order in Mott Insulators,” *Phys. Rev. Lett.* **114**, 077201 (2015).