

Learning of state-space models with highly informative observations: a tempered Sequential Monte Carlo solution

Andreas Svensson*, Thomas B. Schön, and Fredrik Lindsten

Department of Information Technology, Uppsala University

Please cite this version:

Andreas Svensson, Thomas B. Schön, Fredrik Lindsten, 2018. Learning of state-space models with highly informative observations: a tempered Sequential Monte Carlo solution. In *Mechanical Systems and Signal Processing*, Volume 104, pp. 915-928.

```
@article{SvenssonSL:2018,
  author    = {Svensson, Andreas and Sch\"on, Thomas B. and Lindsten, Fredrik},
  title     = {Learning of state-space models with highly informative
    observations: a tempered Sequential {Monte} {Carlo} solution},
  journal   = {Mechanical Systems and Signal Processing},
  volume   = {104},
  year     = {2018},
  pages    = {915--928},
}
```

Abstract

Probabilistic (or Bayesian) modeling and learning offers interesting possibilities for systematic representation of uncertainty using probability theory. However, probabilistic learning often leads to computationally challenging problems. Some problems of this type that were previously intractable can now be solved on standard personal computers thanks to recent advances in Monte Carlo methods. In particular, for learning of unknown parameters in nonlinear state-space models, methods based on the particle filter (a Monte Carlo method) have proven very useful. A notoriously challenging problem, however, still occurs when the observations in the state-space model are highly informative, i.e. when there is very little or no measurement noise present, relative to the amount of process noise. The particle filter will then struggle in estimating one of the basic components for probabilistic learning, namely the likelihood $p(\text{data}|\text{parameters})$. To this end we suggest an algorithm which initially assumes that there is substantial amount of artificial measurement noise present. The variance of this noise is sequentially decreased in an adaptive fashion such that we, in the end, recover the original problem or possibly a very close approximation of it. The main component in our algorithm is a sequential Monte Carlo (SMC) sampler, which gives our proposed method a clear resemblance to the SMC² method. Another natural link is also made to the ideas underlying the approximate Bayesian computation (ABC). We illustrate it with numerical examples, and in particular show promising results for a challenging Wiener-Hammerstein benchmark problem.

*andreas.svensson@it.uu.se

1 Introduction

Probabilistic (or Bayesian) modeling and learning offers interesting and promising possibilities for a coherent and systematic description of model and parameter *uncertainty* based on probability theory Peterka (1981); Robert (2001). The computational tools for probabilistic learning in state-space models have lately been developed. In this paper, we study probabilistic learning based on measured data $\{y_1, \dots, y_T\} \triangleq y_{1:T}$, which we assume to be well described by a nonlinear state-space model with (almost) no measurement noise,

$$x_t | (x_{1:t-1}, \theta) \sim f(x_t | x_{t-1}, u_{t-1}, \theta), \quad (1a)$$

$$y_t = g(x_t), \quad (1b)$$

with some unknown parameters $\theta \in \Theta$ which we want to learn. The lack of measurement noise in (1b) gives a deterministic mapping $g : X \mapsto Y$ from the unobserved states $x_t \in X$ to the measurement $y_t \in Y$, on the contrary to (1a) which encodes uncertainty about x_t , mathematically represented as a probability density f over x_t conditional on x_{t-1} and possibly an exogenous input u_{t-1} . We refer to this uncertainty as *process noise*, but its origin does not have to be a physical noise, but possibly originating from lack of information or model errors. The reasoning and contributions of this paper will be applicable also to the case where the relationship (1b) does contain uncertainty, *measurement noise*, but its variance is much smaller than the process noise. As a general term, we refer to the model as having *highly informative observations*. Furthermore, g could also be allowed to depend on θ and u_t , but we omit that possibility for notational clarity.

Models on the form (1) may arise in several practical situations, for instance in a mechanical system where the measurements can be made with good precision but some unobserved forces are acting on the system. The situation may also appear if the measurements, yet again, can be made with good precision, but the user's understanding of the physical system is limited, which in the probabilistic framework can be modeled as a stochastic element in f .

The model (1) defines, together with priors on θ , a joint probabilistic model $p(y_{1:T}, x_{1:T}, \theta)$. Probabilistic learning of the parameters θ amounts to computing the parameter posterior $p(\theta | y_{1:T})$, where we have conditioned on data $y_{1:T}$ and marginalized over all possible states $x_{1:T}$ (we omit the known $u_{1:T}$ to ease the notation). Although conceptually clear, the computations needed are typically challenging, and almost no cases exist that admit closed-form expressions for $p(\theta | y_{1:T})$.

For probabilistic learning, Monte Carlo methods have proven useful, as outlined in the accompanying paper Schön et al. (2018). The idea underlying these Monte Carlo methods is to represent the distributions of interest, such as the posterior $p(\theta | y_{1:T})$, with samples. The samples can later be used to estimate functions of the parameters θ , such as their mean, variance, etc., as well as making predictions of future outputs y_{T+1} , etc. For state-space models, the particle filter is a tailored algorithm for handling the unknown states x_t , and in particular to compute an unbiased estimate z of the likelihood

$$p(y_{1:T} | \theta) = \int p(y_{1:T}, x_{1:T} | \theta) dx_{1:T}, \quad (2)$$

which is a central object in probabilistic learning, see the accompanying paper Schön et al. (2018) for a more thorough introduction (or, e.g., Schön et al. (2015); Kantas et al. (2015)). The peculiarity in the problem studied in this paper is the (relative) absence of measurement noise in (1) compared to the process noise level. This seemingly innocent detail is, as we will detail in Section 2.2, a show-stopper for the standard algorithms based on the particle filter, since the quality of the likelihood estimate z tends to be very poor if the model has highly informative observations.

The problem with highly informative observations has a connection to the literature on approximate Bayesian computations (ABC, Beaumont et al. (2002)), where some observations y are available, as well as a model (not necessarily a state-space model) with some unknown parameters θ . In ABC problems, however, the model is only capable of *simulating* new synthetic observations $\hat{y}(\theta)$ and the likelihood $p(y | \theta)$ cannot be evaluated. The ABC idea is to construct a distance metric between the real observations y and the simulated synthetic observations $\hat{y}(\theta)$, and take this distance (which becomes a function of y and θ) as a substitute for $p(y | \theta)$. The accuracy of the approximation is controlled by the metric with higher accuracy corresponding to more informative observations, providing a clear link to the present work.

We propose in this paper a novel algorithm for the purpose of learning θ in (1). Our idea is to start the algorithm by assuming that there *is* a substantial amount of measurement noise which mitigates the computational problems, and

then gradually decrease this artificial measurement noise variance simultaneously as the parameters θ are learned. The assumption of artificial measurement noise resembles the ABC methodology. The sequence of gradually decreasing measurement noise variance can be seen as tempering, which we will combine with a sequential Monte Carlo (SMC) sampler Del Moral et al. (2006) to obtain a theoretically sound algorithm which generates samples from the posterior $p(\theta | y_{1:T})$.

In a sense, our proposed algorithm is a combination of the work by Dean et al. (2015) on ABC for state-space models and the use of SMC samplers for ABC by Del Moral et al. (2012), resulting in a SMC²-like algorithm Chopin et al. (2013).

2 Background on particle filtering and tempering

In this section we will provide some background on particle filters, Markov chain Monte Carlo (MCMC) and related methods. For a more elaborate introduction, please refer to, e.g., Schön et al. (2018); Dahlin and Schön (2016); Robert and Casella (2004). We will in particular discuss why models on the form (1) are problematic for most existing methods, and also introduce the notion of tempering.

2.1 Particle filtering, PMCMC and SMC²

The bootstrap particle filter was presented in the early 1990's Gordon et al. (1993); Doucet and Johansen (2011) as a solution to the state filtering problem (computing $p(x_t | y_{1:t})$) in nonlinear state-space models. The idea is to propagate a set of N_x Monte Carlo samples $\{x_t^n\}_{n=1}^{N_x}$ along the time dimension $t = 1, 2, \dots, T$, and for each t the algorithm follows a 3-stage scheme with resampling (sampling ancestor indices a_t^n based on weights w_{t-1}^n), propagation (sampling x_t^n from $x_{t-1}^{a_t^n}$ using (1a)) and weighting (evaluate the ‘usefulness’ of x_t^n using (1b) and store it as the weight w_t^n). This algorithm will be given as Algorithm 2, and a more elaborate introduction can be found in Schön et al. (2018). The samples are often referred to as particles, and provide an empirical approximation $\hat{p}(x_t | y_{1:t}) = \frac{1}{N_x} \sum_{n=1}^{N_x} \delta_{x_t^n}(x_t)$ (with δ the Dirac measure) of the filtering distribution $p(x_t | y_{1:t})$. Since the particle filter itself builds on Monte Carlo ideas, the outcome of the algorithm will be different every time the algorithm is run.

The particle filter itself is only applicable when the state-space model does not contain any unknown parameters. It has, however, been realized that the particle filter does not only solve the filtering problem, but it can also be used to estimate the likelihood $p(y_{1:T} | \theta)$ of a state-space model by using the empirical approximation $\hat{p}(x_t | y_{1:t})$ in (2) and hence approximate the integral with a sum. We will denote the obtained estimate with z , and it can be shown Del Moral (2004) that z is in fact an unbiased estimator of the likelihood, $\mathbb{E}[z - p(y_{1:T} | \theta)] = \mathbb{E}[z] - p(y_{1:T} | \theta) = 0$. That is, unbiased means that the average of the estimate z (if the particle filter algorithm is run many times for the same model, the same parameters and the same data) will be close to the true (but intractable) $p(y_{1:T} | \theta)$.

The use of the particle filter as an estimator of the likelihood has opened up possibilities for combining it with another branch of Monte Carlo methods, namely Markov chain Monte Carlo (MCMC). This combination allows for inferring not only unobserved states x_t but *also* unknown parameters θ in nonlinear state-space models. One such successful idea is to construct a high-level MCMC procedure concerned with θ , and then run the particle filter to estimate the likelihood for different θ . The high-level procedure can be a Metropolis-Hastings algorithm Metropolis et al. (1953), (Schön et al., 2018, Section 5), essentially an informed random walk in Θ . The Metropolis-Hastings algorithm is constructed such that after sufficiently long time, the trace of the ‘walk’ (the ‘chain’) in Θ will be samples from the distribution we are interested in, $p(\theta | y_{1:T})$.

The original Metropolis-Hastings algorithm assumes that the target distribution can be evaluated exactly. In our state-space learning problem it would mean that the stochastic estimate z from the particle filter would not be sufficient for a valid Metropolis-Hastings algorithm. However, it has lately been shown Andrieu and Roberts (2009) that valid algorithms can be constructed based also on stochastic estimates with certain properties, which provides the ground for the particle (marginal) Metropolis-Hastings (PMH, or PMMH, Andrieu et al. (2010)) algorithm. We will not go into further details here, but refer to Schön et al. (2018).

An alternative partner for the particle filter, instead of MCMC, is SMC. Interestingly enough, SMC is a family of methods that has been developed as a generalization of the particle filter. One SMC method is the SMC sampler Del Moral et al. (2006), which can be employed to handle the unknown θ instead of Metropolis-Hastings. The SMC sampler will then query the particle filter for likelihood estimates z for different values of θ . The SMC sampler itself is similar to a particle filter, propagating its N_θ samples $\{\theta^j\}_{j=1}^{N_\theta}$ through a sequence of distributions ending up in the posterior $p(\theta | y)$. The sequence through which the samples of θ are propagated can be a so-called tempering sequence. With a certain choice of tempering sequence, the nested construction of the particle filter and SMC sampler has been termed SMC² Chopin et al. (2013). The method that we propose in this paper bears close resemblance to SMC², but makes use of a different tempering sequence.

2.2 Challenges with highly informative observations

The bootstrap particle filter is often used to provide estimates z of the likelihood $p(y_{1:T} | \theta)$ in probabilistic learning methods. However, when there is (almost) no measurement noise relative to the amount of process noise, and thus highly informative observations, these estimates become poor due to the importance sampling mechanism inherent in the particle filter. In the bootstrap particle filter, N_x particles $\{x_t^n\}_{n=1}^{N_x}$ are drawn from (1a), and then weighted by evaluating (1b). As long as there is at least one particle x_t^n which gives a reasonably high probability for the measurement y_t (and consequently gets assigned a large weight), the particle filter will provide a reasonable result, and the more such high-weight particles, the better (in terms of variance of the estimate z). However, if no samples x_t are drawn under which y_t could have been observed with reasonably high probability, the estimate z will be very poor. If there is very little measurement noise but non-negligible process noise in the model, the chance of drawing any useful particles x_t^n by simulating the system dynamics is typically small. The problem may become even more articulated if the bootstrap particle filter is run with a parameter θ which does not explain the measurements $y_{1:T}$ well. The bottom line is that a model with highly informative observations causes the bootstrap particle filter to provide estimates z with high variance. This is in particular true for values of θ that do not explain the measurements well. Considering that high variance of z implies bad performance in the high-level MCMC or SMC sampler for θ , the model (1) is problematic to learn.

To this end, research has been done on how to improve the particle filter by drawing particles $\{x_t^n\}_{n=1}^{N_x}$ not from (1a) but instead from a tailored proposal which also depend on y_t , in order to better adapt to the measurement y_t and make more ‘well-informed’ particle draws. In the interest of a maintained consistency, the weight update is modified accordingly. Such adaptation is not always simple, but proposed methods include the fully adapted auxiliary particle filter Pitt and Shephard (1999) (only possible for a limited set of model structures), the alive particle filter Del Moral et al. (2015) and the bridging particle filter Del Moral and Murray (2015) (both computationally more costly). In this work, we will not focus on this aspect, but rather on how inference about θ can be constructed in order to (as far as possible) avoid running the particle filter for models with highly informative observations. Ultimately, our suggested approach could be combined with methods like the fully adapted, alive or bridging particle filter to push the limits even further.

2.3 Tempering

To construct inference algorithms, the computational trick of tempering (or annealing) has proven useful. The name tempering was originally used for a certain heat treatment method within metallurgy, but the term is also used in a figurative sense for a set of computational methods. The idea is to construct a ‘smooth’ sequence $\{\pi_p(\theta)\}_{p=0}^P$ starting in a user-chosen initial function $\pi_0(\theta)$ and ending in the target function $\pi_P(\theta)$. In our case, these functions are probability densities, and our target is $\pi_P(\theta) = p(\theta | y_{1:T})$, as illustrated in Figure 1a. There are several ways in which such a sequence can be constructed. We do not have a formal definition of ‘smooth’, but understand it as a sequence where every adjacent pair $\{\pi_p(\theta), \pi_{p+1}(\theta)\}$ are similar in, e.g., total variation sense. By tracking the evolution from the typically simple and unimodal $\pi_0(\theta)$ to the potentially intricate and multimodal target $\pi_P(\theta)$, the risk of getting stuck in zero-gradient regions or in local optima is reduced, compared to standard methods starting directly in $\pi_P(\theta) = p(\theta | y_{1:T})$.

For state-space models, there are several generic choices for constructing tempering sequences ending up in a posterior $p(\theta | y_{1:T})$. One choice (with $P = T$) is the data-tempered sequence $\pi_p(\theta) = p(\theta | y_{1:p})$, which gives a sequence

starting in the prior $p(\theta)$ and, by sequentially including one additional measurement y_p , eventually ending up in the posterior $p(\theta | y_{1:T})$. Typically, the landscape of $p(\theta | y_{1:p})$ does not change dramatically when including one extra measurement, and smoothness of the sequence is thus ensured. Another choice is found by first noting that $p(\theta | y_{1:T}) \propto p(y_{1:T} | \theta)p(\theta)$, and then making the choice $\pi_p(\theta) \propto p(y_{1:T} | \theta)^{p/P}p(\theta)$. Such a sequence also starts, with $p = 0$, in the prior $p(\theta)$ and ends, with $p = P$, in the posterior $p(\theta | y_{1:T})$. We will in this paper, Section 3.1, introduce a new tempering sequence that is tailored for state-space models with highly informative observations, inspired by the ABC approach.

2.4 Using a tempering sequence in an SMC sampler

A tempering sequence $\{\pi_p(\theta)\}_{p=0}^P$ can be used in an SMC sampler to produce samples from $\pi_P(\theta) = p(\theta | y_{1:T})$. The idea underlying the SMC sampler is to propagate a set of N_θ samples $\{\theta^j\}_{j=1}^{N_\theta}$ along the tempering sequence, and—thanks to the smoothness of the sequence—gain a high computational efficiency by generating samples primarily in the most relevant part of Θ , compared to more basic sampling schemes such as importance sampling. One version of the SMC sampler is a sequential iteration of importance sampling and resampling on the sequence $\{\pi_p(\theta)\}_{p=0}^P$, proceeding as follows: samples $\{\theta^j\}_{j=1}^{N_\theta}$ are initially drawn from $\pi_0(\theta)$, and assigned importance weights W_1^j from the ratio $\frac{\pi_1(\theta^j)}{\pi_0(\theta^j)}$. The samples are then resampled and moved around in the landscape of $\pi_1(\theta)$ with one or a few steps with Metropolis-Hastings. They are then weighted according to $\frac{\pi_2(\theta^j)}{\pi_1(\theta^j)}$, and the procedure is repeated. After P such iterations, samples from $\pi_P(\theta)$ are obtained. An illustration can be found in Figure 1b.

A reader familiar with PMH may understand this use of the SMC sampler as a manager of N_θ parallel PMH chains, which aborts and duplicates the chains in order to optimize the overall performance¹.

3 Solution strategy

Provided the background on particle filters, tempering and SMC samplers, we are now ready to assemble our proposed solution. We will first propose our novel tempering idea suited for learning parameters θ in models on the form (1), and then explore how the tempering pace can be automatically adapted to the problem. Thereafter we will provide an overview of the proposed algorithm, and detail some additional connections to existing literature.

3.1 A tempering sequence for our problem

Our aim is to infer the posterior $p(\theta | y_{1:T})$ for the model (1). The absence of measurement noise in (1b) gives the likelihood estimate z from the bootstrap particle filter a high variance (in particular for values of θ not explaining the data well), which is a problem when seeking $p(\theta | y_{1:T})$. We therefore suggest to introduce the modified model

$$p(x_t | x_{1:t-1}, \theta) = f(x_t | x_{t-1}, u_{t-1}, \theta), \quad (3a)$$

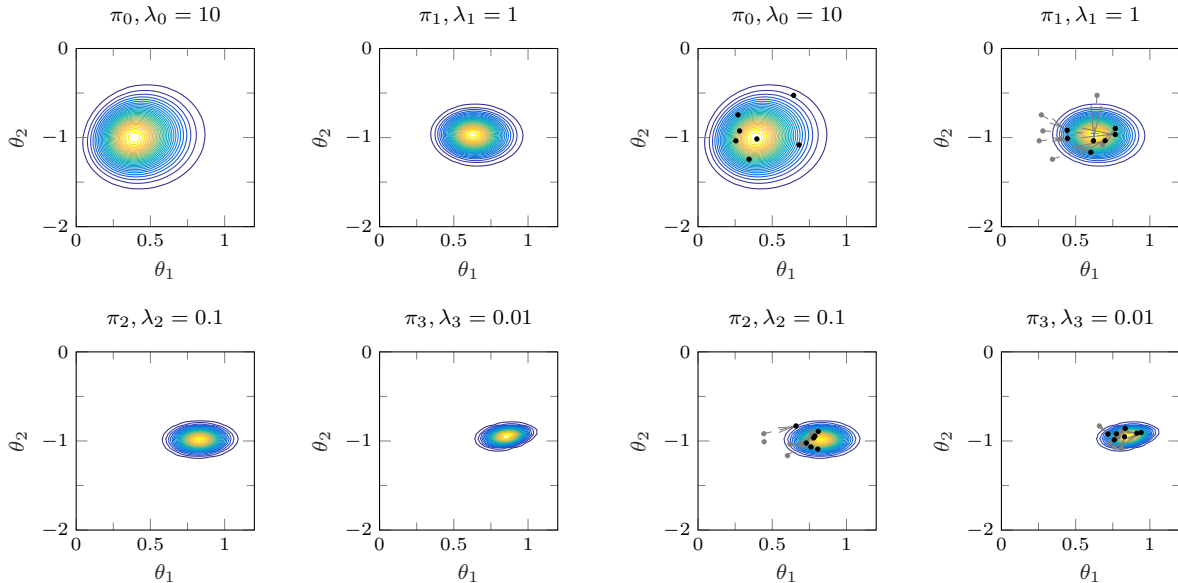
$$y_t = g(x_t) + e_t, \quad e_t \sim \mathcal{N}(0, \lambda_p). \quad (3b)$$

This model has an artificial Gaussian² measurement noise with variance λ_p , and our original model (1) is recovered for $\lambda_p = 0$. We denote the posterior distribution under this model as $p(\theta | y_{1:T}, \lambda_p)$, and the corresponding likelihood $p(y_{1:T} | \theta, \lambda_p)$. Furthermore, we will define a decreasing sequence of λ_p , such that $\lambda_P = 0$, and get a tempering sequence

$$\pi_p(\theta) = p(\theta | y_{1:T}, \lambda_p) \propto p(y_{1:T} | \theta, \lambda_p)p(\theta), \quad (4)$$

¹A subtle but important difference to vanilla PMH is that a PMH chain is typically initialized arbitrarily, run until it converges, and thereafter its transient behavior (the burn-in period) is discarded. In the SMC sampler, however, all chains are ‘warm-started’ thanks to the resampling mechanism, and it is therefore *not* relying on asymptotics to avoid burn-in periods.

²The choice of Gaussian noise is for convenience and clarity only. Other choices, for example heavy-tailed distributions, are also possible. The only requirement is that its density can be evaluated point-wise.



(a) A tempering sequence shown by level curves for $\pi_p(\theta)$. The tempering sequence used in this figure is the sequence (4) proposed in this paper, for a linear state-space model with two unknown parameters θ_1 and θ_2 . With decreasing λ_p , which is the variance of an artificial measurement noise, tempering is obtained, starting in a distribution with a broad support, and ending in a more narrow and peaky distribution.

(b) The problem of localizing the peak of $\pi_3(\theta)$ can be solved with an SMC sampler which propagates samples (black dots) through the smooth evolution of the sequence from $p = 0$ to 3. This is instead of starting to search directly in $\pi_3(\theta)$, which would be challenging because of the large ‘flat’ areas. The problem of large uninteresting regions becomes particularly articulated in high dimensional problems.

Figure 1: An illustration of the tempering idea. The model used here will later be properly introduced as an example in Section 5.1.

which we have illustrated in Figure 1. In this sequence, the target distribution (at $p = P$) indeed becomes $\pi_P(\theta) = p(\theta | y_{1:T}, \lambda_P = 0) = p(\theta | y_{1:T})$, i.e., the posterior for θ in the original model (1), the problem we study in this paper. Such a tempering sequence bears clear resemblance to the ABC methodology proposed in Del Moral et al. (2012). However, to the best of the authors knowledge, such a tempering sequence has not previously been studied in the context of state-space models.

We will use the tempering sequence (4) in an SMC sampler. To this end, we need to be able to evaluate $\pi_p(\theta)$ up to proportionality. For this purpose, we propose to use the particle filter to estimate the likelihood $p(y_{1:T} | \theta)$ (and assume that the prior $p(\theta)$ can be evaluated). The algorithm will thus have a nested construction of SMC algorithms: the particle filter is used to generate likelihood estimates z_p for different values of θ and λ_p , and the SMC sampler is used to infer θ by keeping track of the samples $\{\theta^j\}_{j=1}^{N_\theta}$ and deciding for which values of θ to run the particle filter. However, to ease the presentation, we will throughout the rest of this section assume that we do have access to the likelihood $p(y_{1:T} | \theta, \lambda_p)$ exactly. That is indeed the case if, for example, (1) is a linear Gaussian state-space model or a finite discrete hidden Markov model, in which cases the Kalman filter Rugh (1993) or the forward-backward algorithm Cappé et al. (2005) would provide $p(y_{1:T} | \theta, \lambda_p)$ exactly. We will later return (in Section 4) to the situation where we only have access to stochastic estimates z_p , and expand the algorithm with a few more details to ensure theoretical soundness also for the general (and practically interesting) case (1).

3.2 Automatically determining the tempering pace

Choosing a good sequence $\{\lambda_p\}_{p=1}^P$ is fundamental to the performance of the proposed algorithm. A sequence $\{\lambda_p\}_{p=0}^P$ that is decreasing too fast will lead to rapid changes in the landscape of $\pi_p(\theta) = p(\theta | y_{1:T}, \lambda_p)$, obstructing the SMC sampler and adding to the variance of the final results. On the other hand, a sequence $\{\lambda_p\}_{p=0}^P$ that is decreasing too slowly will be a waste of computational power. To this end, we suggest to take inspiration from Del Moral et al. (2012), where they tackle a somewhat similar problem with the same version of the SMC sampler. They argue that a good

tempering sequence would yield an effective sample size (ESS, Kong et al. (1994)) somewhat constant throughout the sequence $p = 0, \dots, P$. The ESS is defined as

$$\text{ESS} \left(\{W_p^j\}_{j=1}^{N_\theta} \right) = \left(\sum_{j=1}^{N_\theta} \left(\frac{W_p^j}{\sum_{k=1}^{N_\theta} W_p^k} \right)^2 \right)^{-1}, \quad (5)$$

where W_p^j denotes the importance weight of sample j from $\pi_p(\theta)$. The ESS takes values between 1 and N_θ , with the interpretation that inference based on the N_θ weighted samples is approximately equivalent to inference based on $\text{ESS} \left(\{W_p^j\}_{j=1}^{N_\theta} \right)$ equally weighted samples. Consequently, if the weight of a single sample dominates all the other, the ESS is 1, and if all samples have equal weights, the ESS is N_θ . Intuitively, it is natural to expect that a smaller value of λ_p gives a lower ESS, if the particles x_t^n are fixed in the particle filter: the smaller λ_p , the fewer particles x_t^n are likely to explain the measurement y_t , yielding a higher variance in the particle weights, and thus a low ESS. Furthermore, Del Moral et al. (2012) note that on their problem it is possible to solve the equation of setting λ_p (note that W_p^j depends on λ_p) such that

$$\text{ESS} \left(\{W_p^j\}_{j=1}^{N_\theta} \right) = \alpha N_\theta, \quad (6)$$

where α is some user-chosen coefficient between 0 and 1. (A similar adaption can also be found in Jasra et al. (2011).) It turns out, perhaps a bit surprisingly, that it is in fact possible to solve (6) also in our case when W_p^j depends on z_p^j from the particle filter, which in turn depends on λ_p . We postpone the details to the subsequent section where we discuss the details of the inner particle filter algorithm which defines the estimate z_p^j . By solving (6), we obtain an automated way to determine the tempering pace ‘on the fly’, i.e., automatically determining the value of each λ_p with the aim to achieve a constant ‘quality’ (constant ESS) of the Monte Carlo approximation in runtime.

3.3 Termination

The variance of the estimates z_p is likely to increase as p increases and λ_p approaches 0 (Section 2.2). The implications of an increased variance of z_p will be that fewer of the proposed samples will be accepted in the Metropolis-Hastings step, and the overall performance of the SMC sampler will deteriorate. It may therefore be necessary to terminate the sampler prematurely (at, say, $\lambda_p = 0.01$ instead of the desired $\lambda_p = 0$), and take the obtained samples as an approximate solution. One heuristic suggested by Del Moral et al. (2012) for determining a suitable termination point is to monitor the rejection rate in the Metropolis-Hastings steps, and trigger a termination when it reaches a certain threshold. The effect of such a premature termination is analyzed (in a slightly different setting) by, e.g., Dean et al. (2015).

3.4 Proposed algorithm – preliminary version

In Algorithm 1 we outline our proposed algorithm. Here, q is the proposal in the Metropolis-Hastings sampler, proposing new values of the parameter θ which in a later stage are either accepted or rejected. We have in Algorithm 1 assumed that $p(y_{1:T} | \theta, \lambda_p)$ can be evaluated exactly. However, in the general case of a nonlinear state-space model the particle filter has to be used, which results in an unbiased stochastic estimate $z_p \approx p(y_{1:T} | \theta, \lambda_p)$. We will address this fully in Section 4.

As mentioned earlier, a parallel to our problem with no measurement noise can be found in the literature under the heading approximate Bayesian computations (ABC, Beaumont et al. (2002)). In ABC, the idea is to simulate data $\hat{y}(\theta)$ from a model and compare it to the recorded data y . ABC, however, is originally not formulated for state-space models, even though recent such contributions have been made Jasra (2015); Dean et al. (2015). The introduction of an artificial measurement noise in our problem can be seen as an ABC-type of idea, but since the artificial measurement noise interacts with the particle filter (our analogy to simulate new data $\hat{y}(\theta)$), our method does not qualify as a standard ABC solution.

Another closely related algorithm is the SMC² algorithm (Chopin et al., 2013). SMC² is also an SMC sampler using the particle filter to estimate the likelihood z , but it makes use of a data-tempered sequence (Section 2.3) instead of

Output: Samples $\{\theta^j\}_{j=1}^{N_\theta}$ from $p(\theta | y_{1:T}, \lambda_p)$.

- 1 Set $p \leftarrow 0$ and λ_0 large.
- 2 Sample initial $\{\theta^j\}_{j=1}^{N_\theta} \sim p(\theta | y_{1:T}, \lambda_0)$ using, e.g., Metropolis-Hastings.
- 3 **while** λ not sufficiently small (Section 3.3) **do**
- 4 Update $p \leftarrow p + 1$.
- 5 Let $\omega^j \leftarrow p(y_{1:T} | \theta^j, \lambda_{p-1})p(\theta^j)$.
- 6 Find λ_p such that $\text{ESS}(\{\omega^j\}_{j=1}^{N_\theta}, \{\tilde{\omega}^j = p(y_{1:T} | \theta^j, \lambda_p)p(\theta^j)\}_{j=1}^{N_\theta}) = \alpha \cdot N_\theta$.
- 7 Let $\tilde{\omega}^j \leftarrow p(\theta^j | y_{1:T}, \lambda_p)$.
- 8 Draw a^j with $\mathbb{P}(a^j = k) \propto \frac{\tilde{\omega}^k}{\omega^k}$.
- 9 Sample $\theta^j \leftarrow \text{Metropolis-Hastings}(\lambda_p, \theta^j)$.
- 10 **end**
- 0 **Function** $\text{ESS}(\{\omega^j\}_{j=1}^{N_\theta}, \{\tilde{\omega}^j\}_{j=1}^{N_\theta})$
- 1 Let $W^j \leftarrow \frac{\tilde{\omega}^j}{\omega^j}$.
- 2 **return** $\left(\sum_{j=1}^{N_\theta} \left(W^j / \sum_{k=1}^{N_\theta} W^k \right)^2 \right)^{-1}$
- 0 **Function** $\text{Metropolis-Hastings}(\lambda_p, \theta^j)$
- 1 Propose a new $\theta' \sim q(\cdot | \theta^j)$.
- 2 Sample $d \leftarrow \mathcal{U}_{[0,1]}$, i.e., uniformly on the interval $[0, 1]$.
- 3 **if** $d < \frac{p(y_{1:T} | \theta', \lambda_p)p(\theta^j)}{p(y_{1:T} | \theta^j, \lambda_p)p(\theta')}$ **then**
- 4 Accept $\theta^j \leftarrow \theta'$.
- 5 **end**
- 6 **return** θ^j
- 0 (Lines with j are for all $j = 1, \dots, N_\theta$).

Algorithm 1: Strategy for particle filter based learning of θ in (1)

tempering based on artificial measurement noise (4). For the problem of learning the parameters θ in (1), the particle filter is likely to face troubles for small values of the measurement noise λ_p . For our proposed algorithm, this can be handled by terminating the algorithm prematurely if necessary. Such a resort is not possible with a data-tempered sequence in SMC², since the problems with poor estimates z from the particle filter would be faced already from the first step of a data-tempered sequence.

4 Full algorithm and details

In this section, we will first consider how to initialize the algorithm, and thereafter the details concerning the particle filter required for the adaptation of λ_p . Next, we present the proposed algorithm in detail and fully address the fact that the particle filter only provides stochastic estimates z , whereas Algorithm 1 requires that $p(y_{1:T} | \theta)$ can be evaluated exactly. The key is to consider the proposed algorithm to be sampling from an extended space explicitly encoding all randomness in the estimator z , and thereby reduce the problem to a standard SMC algorithm operating on an extended space.

4.1 Initialization

To initialize the SMC sampler properly, samples $\{\theta^j\}_{j=1}^{N_\theta}$ from $p(\theta | y_{1:T}, \lambda_0)$ are required. However, that distribution is typically not available to draw samples from directly. To this end, PMH (Schön et al., 2018) (or SMC²) can be used. Since λ_0 is user-chosen, we can choose it big enough such that $p(y_{1:T} | \theta, \lambda_0)$ has a broad support and we can obtain low-variance estimates z_0 . However, in practice the use of Metropolis-Hastings inside the SMC sampler makes the algorithm somewhat ‘forgiving’ with respect to initialization, and it may for practical purposes suffice to initialize the algorithm with samples $\{\theta^j\}_{j=1}^{N_\theta}$ that are only approximate samples from $p(\theta | y_{1:T}, \lambda_0)$ obtained using, e.g., some suboptimal optimization-based method.

Input: State space model $f(\cdot | \cdot, \theta)$, $g(\cdot)$, λ_p , $p(x_1)$, number of particles N_x , and data $y_{1:T}$.

Output: $x_{1:T}, a_{2:T}$

- 1 Sample $x_1^n \sim p(x_1)$.
- 2 Compute $w_1^n \leftarrow \mathcal{N}(y_1 | g(x_1^n), \lambda_p)$.
- 3 **for** $t = 2$ **to** T **do**
- 4 Sample a_t^n with $\mathbb{P}(a_t^n = j) \propto w_{t-1}^j$.
- 5 Sample $x_t^n \sim f(x_t | x_{t-1}^{a_t^n}, \theta)$.
- 6 Compute $w_t^n \leftarrow \mathcal{N}(y_t | g(x_t^n), \lambda_p)$.
- 7 **end**
- 0 All operations are for $n = 1, \dots, N_x$.

Algorithm 2: Bootstrap particle filter

4.2 Re-visiting the particle filter

We have so far not fully justified the use of the particle filter inside the proposed algorithm. The particle filter provides a *stochastic* estimate z_p of $p(y_{1:T} | \theta, \lambda_p)$, and the λ_p -adaptation requires that we can solve (6), $\text{ESS}(\{W_p^j\}_{j=1}^{N_\theta}) = \alpha N_\theta$, where W_p^j depends on the ratio between z_p and z_{p-1} , in turn depending on λ_p and λ_{p-1} , respectively. Both estimates, z_p and z_{p-1} , are stochastic, which seems not to allow for a well-defined numerical solution to (6). This also implies that the weights W^j in the SMC sampler are random themselves. The latter problem of stochastic weights within SMC is, however, already studied in the literature Fearnhead et al. (2010), whereas solving (6) is novel in this work.

The key point for solving (6) in our context with particle filters, and also to theoretically justify the random weights, is to consider the outcome of the particle filter (Algorithm 2) to be all its internal random variables, $\{x_{1:T}^n, a_{2:T}^n\}_{n=1}^{N_x}$, rather than only z . By doing so, we can explicitly handle all randomness in the particle filter, and understand our proposed algorithm as a standard algorithm on the non-standard extended space $\Theta \times \mathcal{X}^{N_x T} \times \mathcal{A}^{N_x(T-1)}$ (instead of only θ), where \mathcal{X} is the space in which x_t lives, and similar for \mathcal{A} and a_t . We will come back to this formalism, but let us first give a more intuitive view on the construction.

In solving (6), we would like to run the particle filter once (using λ_{p-1}), and afterwards decide on a λ_p such that (6) is fulfilled. The random variables in the particle filter, $\{x_{1:T}^n, a_{2:T}^n\}_{n=1}^{N_x}$, are drawn with a certain distribution determined by the particle filter (Algorithm 2) and λ_p . That is, if we were given samples $\{x_{1:T}^n, a_{2:T}^n\}_{n=1}^{N_x}$, we could compute the probability (density) of $\{x_{1:T}^n, a_{2:T}^n\}_{n=1}^{N_x}$ to be drawn by the particle filter. In particular, by inspection of Algorithm 2, we realize that *if* the ancestor variables $\{a_{2:T}^n\}_{n=1}^{N_x}$ were fixed, λ_p would not affect $\{x_{1:T}^n\}_{n=1}^{N_x}$, but only the computation of z . Thus, if we run a particle filter with a measurement noise model with variance λ_{p-1} and save $\{x_{1:T}^n, a_{2:T}^n\}_{n=1}^{N_x}$, we may afterwards compute the probability (density) of the resampling (i.e., the draw of $\{a_{2:T}^n\}_{n=1}^{N_x}$ to have happened had it been run with a measurement noise model with variance λ_p instead³). This turns out to be enough for evaluating $\text{ESS}(\{W_p^j\}_{j=1}^{N_\theta})$ conditionally on $\{x_{1:T}^n, a_{2:T}^n\}_{n=1}^{N_x}$, which can be used to solve (6) using a numerical search, such as a bisection method.

This idea bears clear resemblances to the work by Le Gland (2007), but is not identical. Whereas Le Gland (2007) considers fixed resampling weights across different models (in our context different λ_p), the resampling weights are not fixed in our approach, but changes with λ_p .

A useful perspective is to understand our idea as importance sampling of $\{x_{1:T}^n, a_{2:T}^n\}_{n=1}^{N_x}$, using a particle filter with λ_{p-1} as proposal and a particle filter with λ_p as target.

We summarize our proposed method in Algorithm 3. Continuing the extended space motivation, Algorithm 3 can in its most compact form be seen as a standard SMC sampler on the extended space $\Theta \times \mathcal{X}^{N_x T} \times \mathcal{A}^{N_x(T-1)}$ with target

³For this answer not to be exactly 0 forbiddingly often, multinomial resampling has to be used.

Output: Samples $\{\theta^j\}_{j=1}^{N_\theta}$ from $p(\theta | y_{1:T}, \lambda)$.

- 1 Set $p \leftarrow 0$ and λ_0 large.
- 2 Sample initial $\{\theta^j\}_{j=1}^{N_\theta} \sim p(\theta | y_{1:T}, \lambda_0)$ using, e.g., particle Metropolis-Hastings.
- 3 Run a particle filter with λ_0 for each θ^j , and save $\xi^j \triangleq \{x_{1:T}^n, a_{2:T}^n\}_{n=1}^{N_x}$.
- 4 **while** λ_p not sufficiently small (Section 3.3) **do**
- 5 Update $p \leftarrow p + 1$.
- 6 Let $\omega^j \leftarrow w(\lambda_{p-1}, \theta^j, \xi^j)$.
- 7 Find λ_p such that $\text{ESS}(\{\omega^j\}_{j=1}^{N_\theta}, \{w(\lambda_p, \theta^j, \xi^j)\}_{j=1}^{N_\theta}) = \alpha \cdot N_\theta$.
- 8 Let $\tilde{\omega}^j \leftarrow w(\lambda_p, \theta^j, \xi^j)$.
- 9 Resample the (θ, ξ) -particles using weights $\propto \frac{\tilde{\omega}^k}{\omega^k}$
- 10 Sample $\{\theta^j, \xi^j\} \leftarrow \text{Particle Metropolis-Hastings}(\lambda_p, \theta^j, \xi^j)$.
- 11 **end**
- 1 **Function** $w(\lambda_p, \theta^j, \xi^j)$
- 2 Let $w_{t-1}^n \leftarrow g(y_t | x_t^n, \lambda_p)$
- 3 **return** $p(\theta^j) \left(\prod_{t=1}^T \sum_{n=1}^{N_x} w_{t-1}^n \right) \left(\prod_{t=1}^{T-1} \prod_{n=1}^{N_x} \mathbb{P}(a_{t+1}^n | \{w_t^n\}_{n=1}^{N_x}) \right)$
- 1 **Function** $\text{ESS}(\{\omega^j\}_{j=1}^{N_\theta}, \{\tilde{\omega}^j\}_{j=1}^{N_\theta})$
- 2 Let $W^j \leftarrow \frac{\tilde{\omega}^j}{\omega^j}$ for every j
- 3 **return** $\left(\sum_{j=1}^{N_\theta} \left(W^j / \sum_{k=1}^{N_\theta} W^k \right)^2 \right)^{-1}$
- 1 **Function** $\text{Particle Metropolis-Hastings}(\lambda_p, \theta^j, \xi^j)$
- 2 Let $z_p^j \leftarrow \prod_{t=1}^T \sum_{n=1}^{N_x} g(y_t | x_t^i, \lambda_p)$ (with x_t^i from ξ^j)
- 3 Propose a new $\theta' \sim q(\cdot | \theta^j)$
- 4 Run a particle filter with λ_p and θ' and save ξ'
- 5 Let $z_p' \leftarrow \prod_{t=1}^T \sum_{n=1}^{N_x} g(y_t | x_t^i, \lambda_p)$ (with x_t^i from ξ')
- 6 Sample $d \leftarrow \mathcal{U}_{[0,1]}$, i.e., uniformly on the interval $[0, 1]$.
- 7 **if** $d < \frac{z_p' p(\theta')}{z_p^j p(\theta^j)} \frac{q(\theta^j | \theta')}{q(\theta' | \theta^j)}$ **then**
- 8 | Update $\theta^j \leftarrow \theta', \xi^j \leftarrow \xi'$
- 9 **end**
- 10 **return** θ^j, ξ^j

Algorithm 3: Particle-filter based learning of θ in (1)

distribution at iteration p

$$\begin{aligned}
p(\theta, \{x_{1:T}, a_{2:T}\}_{n=1}^{N_x} | y_{1:T}, \lambda_p) &\propto \\
p(\theta) &\left(\prod_{t=1}^T \sum_{n=1}^{N_x} g(y_t | x_t^n, \lambda_p) \right) \left(\prod_{t=1}^{T-1} \prod_{n=1}^{N_x} \underbrace{\mathbb{P}(a_{t+1}^n | \{w_t^n\}_{n=1}^{N_x})}_{=\frac{g(y_t | x_t^{a_{t+1}^n}, \lambda_p)}{\sum_{n=1}^{N_x} g(y_t | x_t^n, \lambda_p)}} \right) \left(\prod_{t=1}^{T-1} \prod_{n=1}^{N_x} f(x_{t+1}^n | x_t^{a_{t+1}^n}, \theta) \right). \quad (7)
\end{aligned}$$

From this, Algorithm 3, and in particular the particle filter (Algorithm 2) as well as the weighting function w in Algorithm 3, can be derived.

The previous paragraph can be understood as follows. First of all, the particle filter algorithm itself contains random elements. If we consider all randomness in the particle filter explicitly as random variables, i.e., consider $\{x_{1:T}^n, a_{2:T}^n\}_{n=1}^{N_x}$ and not just z , Algorithm 3 is a standard SMC sampler Del Moral et al. (2006) for the distribution (7). This implies that available theoretical guarantees and convergence results (e.g., Del Moral et al. (2006); Chopin (2004); Del Moral (2004)) apply also to our construction when the λ_p sequence is fixed. When λ_p is selected adaptively these results do not readily apply, but Beskos et al. (2016) have established convergence results for adaptive SMC algorithms in a related setting, and these results could possibly be extended to the adaptive scheme proposed in this article. Note also that no practical problems caused by the proposed adaptation have been encountered in the numerical examples.

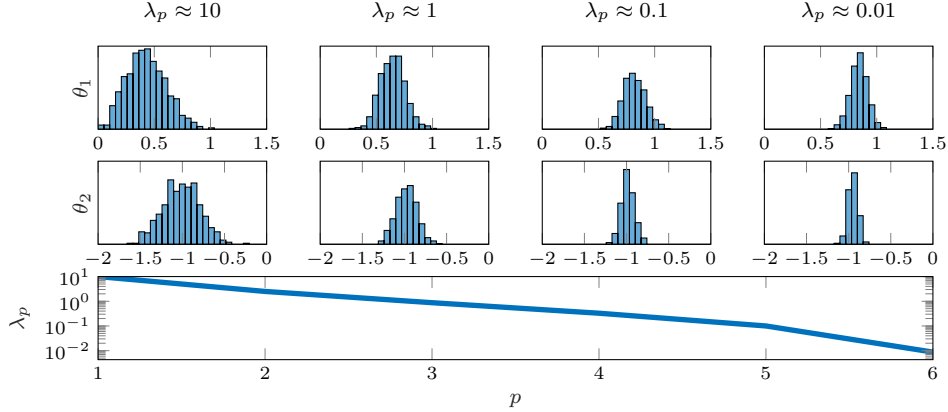


Figure 2: Result from applying Algorithm 1 to $T = 200$ data points from the model (8). The upper panels show how the marginals of the samples contracts as $\lambda_p \rightarrow 0$ (cf. Figure 1), and the lower panel shows the sequence $\{\lambda_p\}_{p=1}^P$ automatically determined by our algorithm in an adaptive manner.

5 Numerical experiments

In this section, we provide three numerical experiments illustrating and evaluating the proposed method from various perspectives. First, we start with a simple numerical example with a linear state-space model subject to Gaussian noise (implicitly introduced by Figure 1) to illustrate the main ideas presented by Algorithm 1. We then consider a more challenging nonlinear example, where we compare our proposed method to the PMH algorithm Andrieu et al. (2010) and SMC² Chopin et al. (2013), as well as a study on the influence of T . Finally we consider the challenging Wiener-Hammerstein benchmark problem Schoukens and Noël (2016). The code for the examples is available via the first author’s homepage.

5.1 Toy example

We consider the linear state-space model on the form

$$x_{t+1} = \begin{bmatrix} 1 & \theta_1 \\ 0 & 0.1 \end{bmatrix} x_t + \begin{bmatrix} \theta_2 \\ 0 \end{bmatrix} u_t + v_t, \quad v_t \sim \mathcal{N}(0, I_2), \quad (8a)$$

$$y_t = \begin{bmatrix} 1 & 0 \end{bmatrix} x_t, \quad (8b)$$

where $\theta \triangleq \{\theta_1, \theta_2\}$ are the unknown parameters (true values: $\theta_1 = 0.8$, $\theta_2 = -1$) and I_2 denotes the identity matrix of dimension 2. This model was used to produce Figure 1, where the propagation of samples $\{\theta^j\}_{j=1}^{N_\theta}$ was illustrated. Since this model is linear and Gaussian, the computation of the likelihood $p(y_{1:T} | \theta, \lambda_p)$ can be done exactly⁴ and no particle filter (with its potential problem due to small measurement noise variance) is needed. Thus, Algorithm 1 can be applied directly, by using the Kalman filter to exactly compute $p(y_{1:T} | \theta, \lambda_p)$. We now demonstrate Algorithm 1 by applying it to $T = 200$ data points simulated from (8). The artificial measurement noise λ_p is automatically adapted such that $\text{ESS} \approx 0.5N_\theta$ at each step. The priors for both parameters are taken to be uniform on $[0, 2.5] \times [0, 2.5]$. The resulting (marginal) posteriors are summarized in Figure 2, which shows that the automatic tempering seems to work as expected. Figure 1 shows the true (joint) posteriors, and we can indeed confirm that their marginals resembles Figure 2.

The main motivation behind our work was indeed to overcome the computational difficulties for the particle filter when the variance of the measurement noise is very small. However, for probabilistic learning of θ also in linear Gaussian models where the exact Kalman filter can be applied, sampling methods can still be useful for learning θ , see, e.g. Ninness and Henriksen (2010); Wills et al. (2012) for the use of Metropolis-Hastings and Gibbs samplers, respectively. Our proposed tempering scheme for an SMC sampler thus presents yet another alternative for these models.

⁴The choice of a linear and Gaussian model also made it possible to exactly plot the contours in Figure 1.

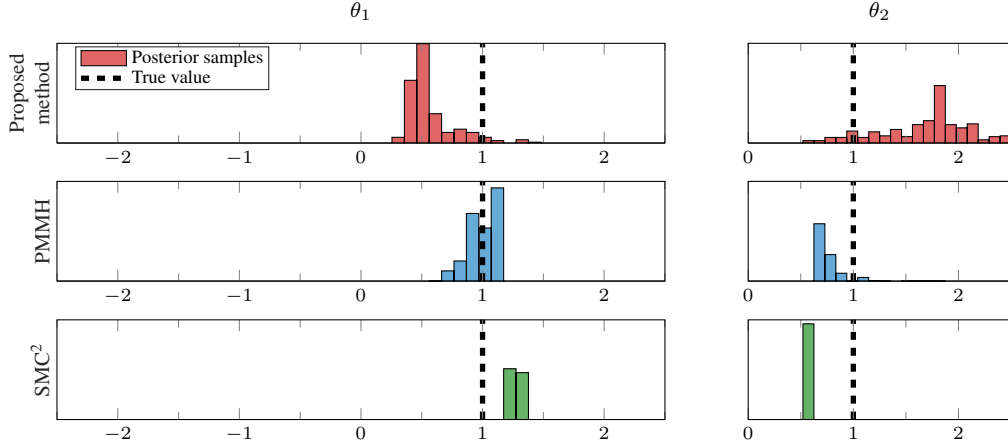


Figure 3: Posterior samples from the problem in Section 5.2. The probability of acceptance (empirically 0.026%) in the Metropolis-Hastings mechanism is very low due to the model (9) with highly informative observations, which gives a high variance in the estimates z . Neither PMH nor SMC² therefore explore the posterior well, whereas the proposed method shows a better result due to the proposed tempering scheme, which adds an artificial measurement noise to the model giving it computational advantages with less variance in z_p .

5.2 A more challenging nonlinear example

We now consider the following state-space model

$$x_{t+1} = \text{atan}(x_t) + \theta_1 u_t + v_t, \quad v_t \sim \mathcal{N}(0, 1), \quad (9a)$$

$$y_t = |x_t| + \theta_1 \theta_2 + e_t, \quad e_t \sim \mathcal{N}(0, 10^{-2}). \quad (9b)$$

This model, with a 1-dimensional state space, has as an exogenous input u_t , a significant amount of process noise v_t and an almost negligible measurement noise e_t . From this model, $T = 300$ data points were simulated and the two unknown parameters $\theta = \{\theta_1, \theta_2\}$ are to be learned from the measured data $\{y_{1:T}, u_{1:T}\}$ with uniform priors. The input $u_{1:T}$ is taken as a realization of a white noise random process.

The relatively short data record together with the presence of θ_2 only in the product $\theta_1 \theta_2$ in (9b) suggest there is a certain amount of uncertainty present in the problem, which we expect to be reflected in the posterior. However, the highly informative observations makes this a rather challenging problem for the standard methods.

We apply our proposed method, and compare it to PMH Del Moral et al. (2006) and SMC² Chopin et al. (2013) on this problem. In all algorithms, we use the bootstrap particle filter (Algorithm 2) with $N_x = 300$, and a simple random walk proposal. Furthermore, we let $N_\theta = 300$, $K = 40$ and $\alpha = 0.3$ in Algorithm 3, as well as their counterparts in SMC², and we run PMH until 100 000 samples are obtained. We use the same Metropolis-Hastings proposal in all algorithms. For our proposed algorithm, we adopt a similar heuristic as Del Moral et al. (2012) and terminate the tempering once the acceptance rate in the Metropolis-Hastings procedure goes below 5%.

The obtained posterior samples are shown in Figure 3. The mixing of PMH is rather poor (the acceptance rate was recorded as 0.026%), and it has consequently not managed to explore the posterior as well as our proposed method. A similar problem occurs for SMC², which performs even worse on this problem. Since the tempering in our proposed method, however, follows a sequence of decreasing artificial measurement noise, which terminates once the mixing becomes too bad, it does not suffer from the same problem.

The settings of PMH can indeed be optimized by using more clever proposals than random walks (see, e.g., Dahlin and Schön (2016) for an overview) and methods for reducing the variance of z (such as adapted or bridging particle filter Del Moral and Murray (2015); Pitt and Shephard (1999); Del Moral et al. (2015)). Such adaption would indeed push the performance further. However, the adaption could be applied to all three methods, and such tuning is therefore not crucial in a relative comparison between the methods.

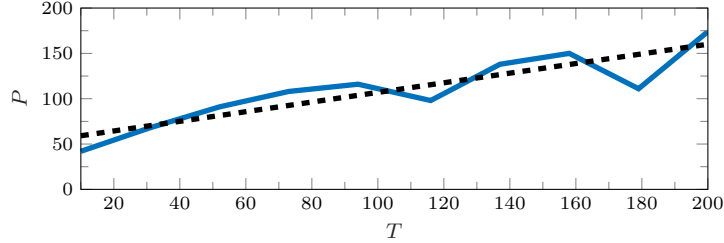


Figure 4: The number of steps (solid blue) required in Example 5.3 to transition from the initial $\lambda_0 = 1$ to the true final $\lambda_P = 0.05$ when different number of data points T are included in the data set, and α is fixed at 0.4. As expected the number of steps, P , required grows with the number of data points included, T , seemingly in a rather linear way (dashed black).

5.3 Evaluating the performance with growing T

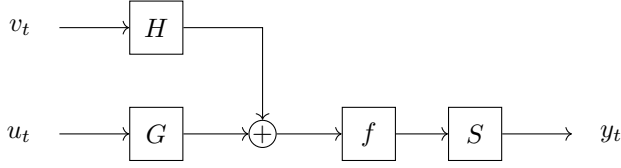
As discussed in Section 4.2, the proposed method can essentially be understood as an importance sampler producing $\{x_{1:T}^n, a_{2:T}^n\}_{n=1}^{N_x}$. Because of this, we could expect the method to be less efficient as the number of measurements T grows, since T is one of the dimensions in the importance sampling space. We study this effect with a similar state-space model as above, and record how many steps P that are required for the artificial output noise to transition from the initial starting point $\lambda_0 = 1$ to the true $\lambda_P = 0.05$, when α is set to 0.4, and different number of data points T are included in the data set. The results are shown in Figure 4 and suggest a linear growth in the number of steps P as T grows. In combination with a computational load growing linearly with T for the particle filter, the total computational load is $\propto T^2$ for N_x constant⁵.

5.4 The Wiener-Hammerstein benchmark with process noise


The Wiener-Hammerstein benchmark Schoukens and Noël (2016) is a recent benchmark problem for system identification which is a particular special case of the model (1). This problem has also served as the motivating problem for us to propose this method. The benchmark is implemented as an electronic circuit, and the challenge is to use recorded data from the system to estimate a model which is able to imitate the behavior of the electric circuit well. The system can be described as a Wiener-Hammerstein system, i.e., a linear dynamical system, a static nonlinearity, and then another linear dynamical system in series. This is by now a fairly well-studied model, see e.g. Giri and Bai (2010); Schoukens et al. (2009); Billings and Fakhouri (1982); Bershad et al. (2001) for earlier work. There was also a relatively recent special section devoted to an earlier Wiener-Hammerstein benchmark problem in Control Engineering Practice in 2012 Hjalmarsson et al. (2012). The key difference is the significantly higher process noise level in this newly proposed benchmark.

The input to the system is a (known) signal entering into the first linear system. There is also an (unknown) colored process noise present, which enters directly into the nonlinearity. The measurements are of rather high quality, so there is very little measurement noise (when compared to the process noise) which makes the measurements highly informative. The system is summarized in Figure 5.

⁵For optimal performance, possibly also N_x should be scaled with T , this is a question for further research.



(a) A block diagram describing the system. The blocks with uppercase letters (G, H, S) are all linear dynamical systems, whereas the block with lowercase f is a static nonlinearity. Further, u_t is a known input signal, v_t is (white) process noise and y_t is the measured output.



(b) A picture of the electronic circuit

Figure 5: The Wiener-Hammerstein benchmark system.

Table 1: Wiener-Hammerstein benchmark: The root mean square error (RMSE) of the simulation error on the provided test data sets.

	RMSE of proposed method	RMSE of initial model
Swept sine	0.014	0.039
Multisine	0.015	0.038

The structure of the Wiener-Hammerstein benchmark system can be brought into the state-space formalism as

$$\begin{aligned}
 \begin{bmatrix} x_{t+1}^G \\ x_{t+1}^H \\ x_{t+1}^S \end{bmatrix} &= \begin{bmatrix} A^G & 0 & 0 \\ 0 & A^H & 0 \\ 0 & 0 & A^S \end{bmatrix} \begin{bmatrix} x_t^G \\ x_t^H \\ x_t^S \end{bmatrix} + \begin{bmatrix} B^G \\ 0 \\ 0 \end{bmatrix} u_t + \begin{bmatrix} 0 \\ B^H \\ 0 \end{bmatrix} v_t \\
 &+ \begin{bmatrix} 0 \\ 0 \\ B^S \end{bmatrix} \sum_{m=1}^M c^{(m)} \phi^{(m)}(C^G x_t^G + C^H x_t^H + D^G u_t), \tag{10a}
 \end{aligned}$$

$$y_t = C^S x_t^S + D^S v_t^S, \tag{10b}$$

where all A s are 3×3 -matrices, B s are 3×1 -matrices, C s are 1×3 -matrices, D s are scalars, $\{\phi^{(m)}\}$ is a Fourier basis function expansion (truncated at $M = 10$), and v_t is a zero-mean scalar-valued white Gaussian process noise with unknown variance. Adjusting for the overparametrization of the linear state-space model, the effective number of unknown parameters is 30. For learning the parameters, a data set with $T = 8192$ samples and u_t a faded multisine input⁶ was used. We applied Algorithm 3 with $N_\theta = 50$ and $K = 10$. For initialization purposes, an approximate model was found essentially using the ideas by Paduart et al. (2010) (which is computationally lighter, but cannot fully handle the presence of process noise, on the contrary to Algorithm 3).

The obtained results are presented in Table 1 and Figure 6, where they are reported according to the benchmark instructions Schoukens and Noël (2016), i.e., the simulation error for two test data sets measured on the system with no process noise present and a swept sine and a multisine as input, respectively. For reference, the performance of the model used to initialize Algorithm 3 is also included. The results reported were obtained within a few hours on a standard personal computer.

The essentially non-existing measurement noise makes PMH (as well as SMC²) incompatible with this problem.

⁶Available as WH_MultisineFadeOut at <http://homepages.vub.ac.be/~mschouke/benchmarkWienerHammerstein.html>.

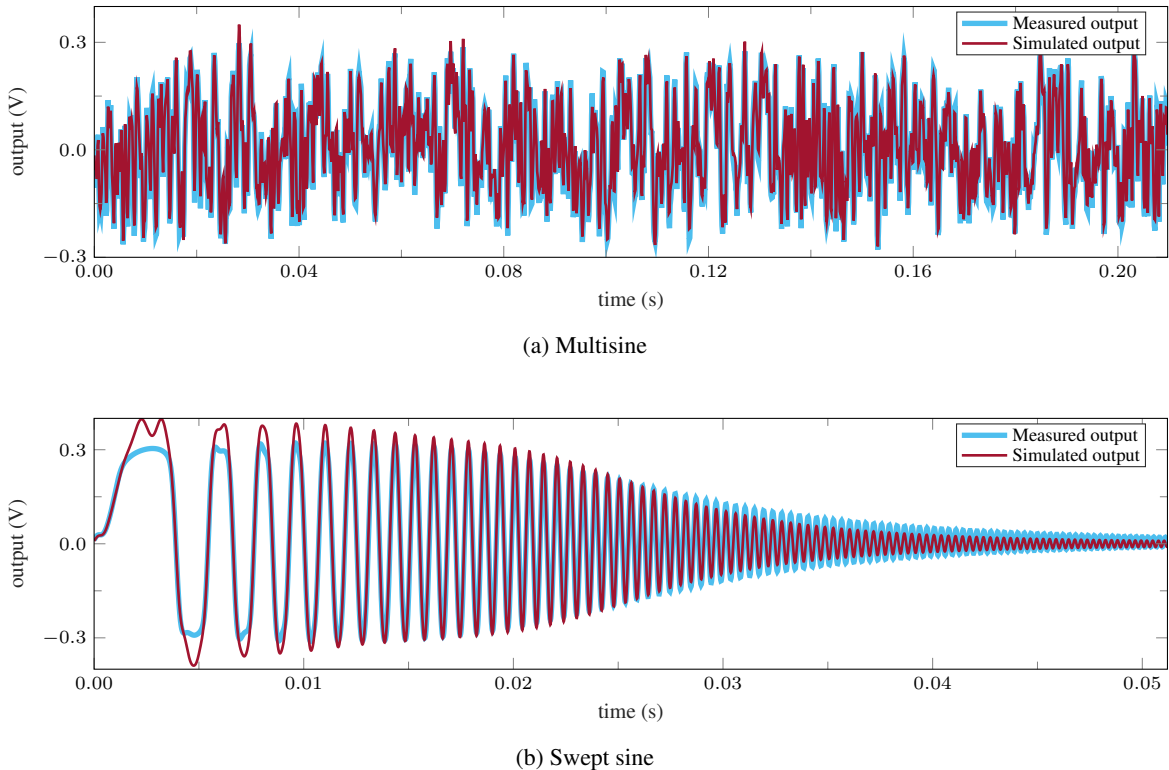


Figure 6: Simulated output from the model (red line) versus the recorded output (blue line) for the Wiener-Hammerstein benchmark. The test data sets are recorded with no process noise, as opposed to the training data sets that were used for learning the model.

6 Discussion

We have proposed an algorithm for probabilistic learning of unknown parameters in models of the structure (1), i.e., state-space models with highly informative observations. Our proposed algorithm can be understood as either an ABC-inspired methodology Dean et al. (2015); Del Moral et al. (2012), or as an alternative tempering in an SMC sampler (akin to SMC² Chopin et al. (2013)). Its theoretical justification follows from viewing it as a standard SMC sampler on an extended space, and well established theoretical guarantees are thus available.

The importance sampling perspective (Section 4.2) raises the question of how well the proposed adaptation of λ_p scales with dimensionality, in particular the number of measurements T . This is partly investigated in Example 5.3 suggesting (at least) a computational load $\propto T^2$, but we also note that the method performs well in the benchmark example containing $T = 8192$ samples. A more systematic numerical evaluation of the proposed method, which however is beyond the scope of this paper, would certainly be of interest.

For further research, connections with the idea of variational tempering Mandt et al. (2016) could possibly also be of interest to explore. It is also not obvious that the ESS criterion (6) is the best criterion for deciding a well-performing tempering within the SMC sampler, and other alternatives could be studied and compared.

For optimal performance, our proposed method could be combined with methods for variance reduction of the estimate z , such as the adapted or bridging particle filter Pitt and Shephard (1999); Del Moral and Murray (2015); Del Moral et al. (2015). The combination with such methods would indeed be interesting to explore further. However, while the use of such methods may indeed push the limits, for most cases they will not remove the fundamental problem.

References

- C. Andrieu and G. O. Roberts. The pseudo-marginal approach for efficient Monte Carlo computations. *Annals of Statistics*, 37(2):967–725, 2009.
- C. Andrieu, A. Doucet, and R. Holenstein. Particle Markov chain Monte Carlo methods. *Journal of the Royal Statistical Society: Series B (Statistical Methodology)*, 72(3):269–342, 2010.
- M. A. Beaumont, W. Zhang, and D. J. Balding. Approximate Bayesian computation in population genetics. *Genetics*, 162(4):2025–2035, 2002.
- N. J. Bershad, P. Celka, and S. McLaughlin. Analysis of stochastic gradient identification of Wiener-Hammerstein systems for nonlinearities with Hermite polynomial expansions. *IEEE Transactions on Signal Processing*, 49(5):1060–1072, 2001.
- A. Beskos, A. Jasra, N. Kantas, and A. Thiery. On the convergence of adaptive sequential Monte Carlo algorithms. *The Annals of Applied Probability*, 26(2):1111–1146, 2016.
- S. A. Billings and S. Y. Fakhouri. Identification of systems containing linear dynamic and static nonlinear elements. *Automatica*, 18(1):15–26, January 1982.
- O. Cappé, E. Moulines, and T. Rydén. *Inference in hidden Markov models*. Springer Series in Statistics. Springer, New York, NY, USA, 2005.
- N. Chopin. Central limit theorem for sequential Monte Carlo methods and its application to Bayesian inference. *Annals of Statistics*, 36(6):2385–2411, 2004.
- N. Chopin, P. E. Jacob, and O. Papaspiliopoulos. SMC²: an efficient algorithm for sequential analysis of state space models. *Journal of the Royal Statistical Society: Series B (Statistical Methodology)*, 75(3):397–426, 2013.
- J. Dahlin and T. B. Schön. Getting started with particle Metropolis-Hastings for inference in nonlinear models. *arXiv:1511:01707*, 2016.
- T. A. Dean, S. S. Singh, A. Jasra, and G. W. Peter. Parameter estimation for hidden Markov models with intractable likelihoods. *Scandinavian Journal of Statistics*, 41(4):970–987, 2015.
- P. Del Moral. *Feynman-Kac formulae: genealogical and interacting particle systems with applications*. Springer, New York, NY, US, 2004.
- P. Del Moral and L. M. Murray. Sequential Monte Carlo with highly informative observations. *SIAM/ASA Journal on Uncertainty Quantification*, 3(1):969–997, 2015.
- P. Del Moral, A. Doucet, and A. Jasra. Sequential Monte Carlo samplers. *Journal of the Royal Statistical Society: Series B (Statistical Methodology)*, 68(3):411–436, 2006.
- P. Del Moral, A. Doucet, and A. Jasra. An adaptive sequential Monte Carlo method for approximate Bayesian computation. *Statistics and Computing*, 22(5):1009–1020, 2012.
- P. Del Moral, A. Jasra, A. Lee, C. Yau, and X. Zhang. The alive particle filter and its use in particle Markov chain Monte Carlo. *Stochastic Analysis and Applications*, 33(6):943–974, 2015.
- A. Doucet and A. M. Johansen. A tutorial on particle filtering and smoothing: fifteen years later. In D. Crisan and B. Rozovsky, editors, *Nonlinear Filtering Handbook*, pages 656–704. Oxford University Press, Oxford, UK, 2011.
- P. Fearnhead, O. Papaspiliopoulos, G. O. Roberts, and A. Stuart. Random-weight particle filtering of continuous time processes. *Journal of the Royal Statistical Society. Series B (Methodological)*, 72(4):497–512, 2010.
- F. Giri and E. Bai, editors. *Block-oriented nonlinear system identification*, volume 404 of *Lecture notes in control and information sciences*. Springer, 2010.
- N. J. Gordon, D. J. Salmond, and A. F. Smith. Novel approach to nonlinear/non-Gaussian Bayesian state estimation. In *IEE Proceedings F - Radar and Signal Processing*, pages 107–113, 1993.

- H. Hjalmarsson, C. R. Rojas, and D. E. Rivera. System identification: A Wiener-Hammerstein benchmark. *Control Engineering Practice*, 20(11):1095–1096, 2012.
- A. Jasra. Approximate Bayesian computation for a class of time series models. *International Statistical Review*, 83(3): 405–435, 2015.
- A. Jasra, D. A. Stephens, A. Doucet, and T. Tsagaris. Inference for Lévy-driven stochastic volatility models via adaptive sequential Monte Carlo. *Scandinavian Journal of Statistics*, 38(1):1–22, 2011.
- N. Kantas, A. Doucet, S. S. Singh, J. M. Maciejowski, and N. Chopin. On particle methods for parameter estimation in state-space models. *Statistical Science*, 30(3):328–351, 2015.
- A. Kong, J. S. Liu, and W. H. Wong. Sequential imputations and Bayesian missing data problems. *Journal of the American Statistical Association*, 89(425):278–288, 1994.
- F. Le Gland. Combined use of importance weights and resampling weights in sequential Monte Carlo methods. *ESAIM: Proc.*, 19:85–100, 2007.
- S. Mandt, J. McInerney, F. Abrol, R. Ranganath, and D. Blei. Variational tempering. In *Proceedings of the 19th International Conference on Artificial Intelligence and Statistics (AISTATS)*, pages 704–712, Cadiz, Spain, May 2016.
- N. Metropolis, A. W. Rosenbluth, M. N. Rosenbluth, A. H. Teller, and E. Teller. Equation of state calculations by fast computing machines. *Journal of Chemical Physics*, 21(6):1087–1092, 1953.
- B. Ninness and S. Henriksen. Bayesian system identification via Markov chain Monte Carlo techniques. *Automatica*, 46(1):40–51, 2010.
- J. Paduart, L. Lauwers, J. Swevers, K. Smolders, J. Schoukens, and R. Pintelon. Identification of nonlinear systems using polynomial nonlinear state space models. *Automatica*, 46(4):647 – 656, 2010.
- V. Peterka. Bayesian system identification. *Automatica*, 17(1):41–53, 1981.
- M. K. Pitt and N. Shephard. Filtering via simulation: auxiliary particle filters. *Journal of the American Statistical Association*, 94(446):590–599, 1999.
- C. P. Robert. *The Bayesian choice: from decision-theoretic foundations to computational implementation*. Springer, New York, NY, USA, 2 edition, 2001.
- C. P. Robert and G. Casella. *Monte Carlo statistical methods*. Springer, New York, NY, USA, 2 edition, 2004.
- W. J. Rugh. *Linear system theory*. Prentice Hall, Englewood Cliffs, NJ, USA, 1993.
- T. B. Schön, F. Lindsten, J. Dahlin, J. Wågberg, C. A. Naesseth, A. Svensson, and L. Dai. Sequential Monte Carlo methods for system identification. In *Proceedings of the 17th IFAC Symposium on System Identification (SYSID)*, pages 775–786, Beijing, China, Oct. 2015.
- T. B. Schön, A. Svensson, L. M. Murray, and F. Lindsten. Probabilistic learning of nonlinear dynamical systems using sequential Monte Carlo. *Mechanical Systems and Signal Processing*, 104:866–883, 2018.
- J. Schoukens, J. Suykens, and L. Ljung. Wiener-Hammerstein benchmark. In *Proceedings of the 15th IFAC Symposium on system identification (SYSID)*, St. Malo, France, July 2009.
- M. Schoukens and J.-P. Noël. Wiener-Hammerstein benchmark with process noise. In *Workshop on Nonlinear System Identification Benchmarks*, pages 15–19, Brussels, Belgium, April 2016.
- A. Wills, T. B. Schön, F. Lindsten, and B. Ninness. Estimation of linear systems using a Gibbs sampler. In *Proceedings of the 16th IFAC Symposium on System Identification (SYSID)*, pages 203–208, Brussels, Belgium, July 2012.