

Beating the standard sensitivity-bandwidth limit of cavity-enhanced interferometers with internal squeezed-light generation

M. Korobko,¹ L. Kleybolte,¹ S. Ast,² H. Miao,³ Y. Chen,⁴ and R. Schnabel¹

¹*Institut für Laserphysik und Zentrum für Optische Quantentechnologien,
Universität Hamburg, Luruper Chaussee 149, 22761 Hamburg, Germany*

²*Institut für Gravitationsphysik, Leibniz Universität Hannover and Max-Planck-Institut für
Gravitationsphysik (Albert-Einstein-Institut), Callinstraße 38, 30167 Hannover, Germany*

³*Institute of Gravitational Wave Astronomy, University of Birmingham, Birmingham B15 2TT, United Kingdom*

⁴*Caltech CaRT, Pasadena, California 91125, USA*

The shot-noise limited peak sensitivity of cavity-enhanced interferometric measurement devices, such as gravitational-wave detectors, can be improved by increasing the cavity finesse, even when comparing fixed intra-cavity light powers. For a fixed light power inside the detector, this comes at the price of a proportional reduction in the detection bandwidth. High sensitivity over a large span of signal frequencies, however, is essential for astronomical observations. It is possible to overcome this standard sensitivity-bandwidth limit using non-classical correlations in the light field. Here, we investigate the *internal squeezing* approach, where the parametric amplification process creates a non-classical correlation directly inside the interferometer cavity. We analyse the limits of the approach theoretically, and measure 36% increase in the sensitivity-bandwidth product compared to the classical case. To our knowledge this is the first experimental demonstration of an improvement in the sensitivity-bandwidth product using internal squeezing, opening the way for a new class of optomechanical force sensing devices.

Introduction Optical cavities can be used to enhance the sensitivity of interferometric measurements of small signals caused by a weak classical force acting on a movable mirror. The motion of the mirror produces a phase modulation on the light field, which then gets enhanced by constructive interference with itself on the cavity round trip. For any given light power inside the detector cavity, increasing the cavity finesse improves the shot-noise limited sensitivity, but is necessarily accompanied by a proportional reduction of the detection bandwidth [1, 2]. This effect limits the performance of all gravitational-wave detectors (Advanced LIGO, GEO600, Advanced Virgo, KAGRA) [3–6]. Typical gravitational-wave signals require high but also broadband sensitivity: the signal from a binary black hole merger, such as the one detected in September 2015 [7], sweeps through the frequencies of the interferometer’s detection band.

According to the Heisenberg uncertainty principle, one has to increase the uncertainty in the light’s amplitude quadrature in order to improve the measurement sensitivity by decreasing the uncertainty in the light’s phase quadrature. Since energy is needed to increase the uncertainty, the sensitivity limit of an interferometer is set by the optical energy inside the cavity [8, 9]. In a more general case of arbitrary signal waveforms this consideration leads to the Quantum Cramer-Rao Bound (QCRB) for the estimation of signal in gaussian quantum noise: at each signal frequency the maximal phase sensitivity is set by the size of the amplitude quadrature uncertainty at the same frequency [10, 11].

Based on the QCRB, first of all, the concept of enhancing the sensitivity with optical cavity can be understood. Both amplitude and phase quadratures resonate inside

the cavity, and have their uncertainties amplified within the bandwidth of the resonance, and attenuated at other frequencies. In the case of a coherent input field and a simple Fabry-Perot cavity the state remains coherent inside the cavity. The standard sensitivity-bandwidth limit is defined as the maximum product of a peak sensitivity \mathcal{S} and a detection bandwidth \mathcal{B} , that can be achieved using the coherent states of light at a given light power P_c inside the cavity [12]: $\mathcal{S} \times \mathcal{B} \leq 8\pi P_c / (\hbar \lambda L)$, where λ is the optical wavelength, L is the cavity length and \hbar is the reduced Planck constant.

We introduce a set of different strategies for improving the sensitivity of a cavity-enhanced interferometer beyond the standard sensitivity-bandwidth limit. The first approach is called the *white-light cavity* effect. It broadens the cavity resonance without changing the finesse, in which case the uncertainty of the amplitude quadrature must increase above the vacuum level. It was proposed recently that the white-light cavity effect can be achieved by using an anomalously dispersive medium inside the interferometer [13–21].

The second approach is called *external squeezing*. In this case, the uncertainty of the optical field injected in the interferometer is squeezed below the vacuum level in the phase quadrature, without influencing the signal enhancement due to the optical cavity [3, 22–25]. The bandwidth remains unchanged, and hence the standard sensitivity-bandwidth limit is surpassed due to the increased peak signal-to-noise ratio.

The third approach is *internal squeezing*. Here, a squeezed state of light is produced inside the detector’s Fabry-Perot cavity, for instance using an optical parametric amplifier [26–28]. In contrast to external

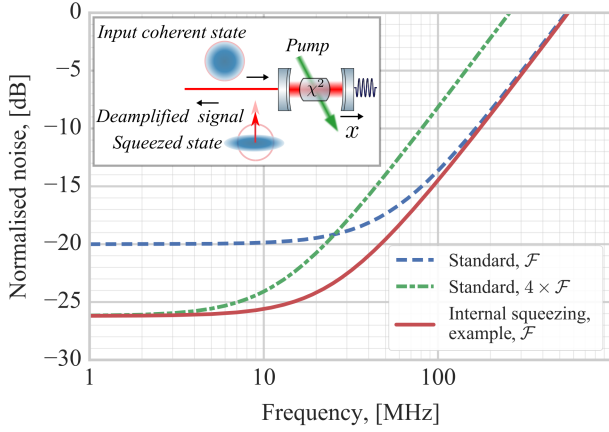


FIG. 1 (color online). The three curves show the quantum measurement noise of a cavity-enhanced interferometer with the same coherent light power in its arms, normalised to a phase signal optical transfer function. The peak sensitivity \mathcal{S} is defined as inverse of the minimum of the curves; the bandwidth \mathcal{B} is the frequency at which the noise rises by 3 dB above its minimal value. The standard sensitivity-bandwidth product remains constant for a given coherent light power inside the cavity: to increase the peak sensitivity by 6 dB, the finesse \mathcal{F} has to be increased by a factor of 4, thus the bandwidth decreases by the same amount (compare blue dashed and green dashed-dotted curves). The internal squeezing approach is depicted schematically on the subplot: a phase quadrature of the input coherent light field is squeezed inside the cavity, deamplifying the signal at the same time. Signal deamplification is less than the amount of squeezing on the detector, so the sensitivity increases. Increased amplitude quadrature, according to the QCRB, leads to enhancement of the sensitivity-bandwidth product beyond the standard limit. Therefore when increasing the peak sensitivity by 6 dB of internal squeezing the resulting bandwidth is broader (red solid curve) than the one achievable classically.

squeezing, in this approach the phase quadrature squeezing happens mainly inside the optical cavity linewidth and affects both the noise and the signal. The amplitude quadrature uncertainty is correspondingly increased above the vacuum level, and in accordance with the QCRB the sensitivity increases: the noise is squeezed more than the signal is deamplified. The detection bandwidth narrows in this case, but the peak sensitivity is increased even more strongly, which allows the standard sensitivity-bandwidth limit to be surpassed.

In this work we analyse the third approach theoretically and report on the experiment in which the standard sensitivity-bandwidth limit was surpassed by 36%.

General concept We consider the propagation of a signal through a Fabry-Perot cavity with a nonlinear crystal inside, see Fig. 1. Pumping the crystal with light of twice the frequency leads to optical parametric amplification of the cavity mode. The highest squeeze factor inside the cavity is achieved around cavity resonance and is limited to 6 dB. At this level the threshold for opti-

cal parametric oscillation is reached, and the amplified amplitude quadrature becomes unstable and causes lasing [29, 30]. However, squeeze factor outside the OPA is not fundamentally limited, due to destructive interference between the incoming coherent field and outgoing squeezing [31]. On the other hand, the signal originates from the inside of the cavity, and does not experience this such interference. Therefore the deamplification in the signal remains limited to 6 dB. The resulting difference between noise squeezing and signal deamplification constitutes the gain in the signal-to-noise ratio (SNR), which represents the sensitivity of the detector. On the other hand, the bandwidth gets reduced, as the internal squeezing increases the sensitivity only inside the cavity linewidth, and leaves it unchanged outside. Despite this the sensitivity-bandwidth product is enhanced, according to the QCRB, as we amplify the amplitude quadrature fluctuations inside the cavity.

We present a simplified treatment of a mathematical model of the system, leaving a rigorous treatment for the supplementary material. We define three quantities that influence to the cavity bandwidth: cavity decay rate through the front mirror, squeezing rate and the roundtrip optical loss rate, correspondingly

$$\gamma_c = \frac{ct_f^2}{4L}, \quad \gamma_s = \frac{qc}{L}, \quad \gamma_l = \frac{c(r_{\text{int}}^2 + t_b^2)}{4L}, \quad (1)$$

where c is the speed of light, L is the optical length of the cavity, $t_{f(b)}$ is the amplitude transmissivity of the front (back) mirror, q is the squeeze factor on a single pass through a crystal, r_{int}^2 is the round-trip internal loss.

From the optical fields' input-output relations we derive the power spectral density of noise of the output field detected by a balanced homodyne detector:

$$S_n(\Omega) = 1 - \frac{4\gamma_c\gamma_s(1 - r_{\text{det}}^2)}{(\gamma_c + \gamma_l + \gamma_s)^2 + \Omega^2}, \quad (2)$$

where Ω is the signal frequency, r_{det}^2 is the loss in the optical readout including propagation and detection loss. Correspondingly, for the optical transfer function $T(\Omega)$ of the signal — a phase modulation — through the cavity to the detector we find:

$$|T(\Omega)|^2 \approx \frac{8\pi P_c}{\hbar\lambda L} \frac{\gamma_c(1 - r_{\text{det}}^2)}{(\gamma_c + \gamma_l + \gamma_s)^2 + \Omega^2}. \quad (3)$$

The equations above lead to the definition of the common bandwidth for the noise and the signal transfer functions $\Gamma = \gamma_c + \gamma_l + \gamma_s$. The sensitivity is then defined by

$$\frac{|T(\Omega)|^2}{S_n(\Omega)} = \frac{8\pi P_c}{\hbar\lambda L} \frac{\gamma_c(1 - r_{\text{det}}^2)}{\Gamma^2 - 4\gamma_c\gamma_s(1 - r_{\text{det}}^2) + \Omega^2}. \quad (4)$$

It's bandwidth \mathcal{B} and peak value $\mathcal{S} \equiv [|T(0)|^2]/S_n(0)$ are

given by:

$$\mathcal{S} = \frac{8\pi P_c \gamma_c (1 - r_{\text{det}}^2)}{\hbar \lambda L \mathcal{B}^2}, \quad (5)$$

$$\mathcal{B} = \sqrt{\Gamma^2 - 4\gamma_c \gamma_s (1 - r_{\text{det}}^2)}. \quad (6)$$

From these we can obtain an overall enhancement in the sensitivity-bandwidth product:

$$(\mathcal{S} \times \mathcal{B}) / (\mathcal{S} \times \mathcal{B})_{\gamma_s=0} = \frac{\gamma_c + \gamma_l}{\mathcal{B}}. \quad (7)$$

The major limitation on the possible increase in the sensitivity-bandwidth product comes from the detection loss r_{det}^2 . Moreover, for a given detection loss there exists an optimal squeezing factor that gives maximal enhancement, which differs from the threshold value where the maximum squeezing is achieved. This can be understood as follows. The maximal detectable squeezing value is defined by the amount of readout loss. The loss of squeezing can be seen as mixing with vacuum [32], therefore, above a certain value the increase in squeezing is not detectable any more, see Eq. (2). However, the signal deamplification is independent of the detection loss, see Eq. (3), and therefore increasing the internal gain above a certain level leads to a larger detected deamplification in the signal than suppression in the shot noise level.

We experimentally test the presence of an enhancement in the sensitivity-bandwidth product compared to the standard limit, and show the influence of the detection loss on it.

Experiment In our proof-of-principle experiment the signal is emulated by injection of a phase modulated field from the back of the Fabry-Perot cavity with optical parametric amplification (OPA) inside. In terms of signal detection and observation of the internal squeezing effect this approach can be viewed as one-to-one analogy to the detector with a movable end mirror sensitive to the external force. The advantage of our approach is that it allows emulating the signals in a broad frequency band, which is necessary to observe the change in the detection bandwidth.

The experimental setup, shown in Fig. 2 consists of a second harmonic generation cavity (SHG), producing 775 nm light for optical-parametric amplification of the longitudinal resonance at 1550 nm of our internal squeezing cavity, here simply called “OPA”. The OPA cavity has an optical length of $L = 2.77$ cm, with a highly reflective back mirror: $r_b^2 = 99.95\%$ @ 1550 nm, and less reflective front one: $r_f^2 = 85\%$ @ 1550 nm, resulting in the full width half maximum (FWHM) $2\gamma_c \sim 108$ MHz, and contains a periodically poled KTP (PPKTP) crystal [33]. A control field at 1550 nm with a phase-modulation signal imprinted on it is injected from the highly reflective back side of the OPA. The signal is produced by the broadband fiber electro-optical modulator (EOM). The cavity length is stabilised via the Pound-Drever-Hall (PDH)

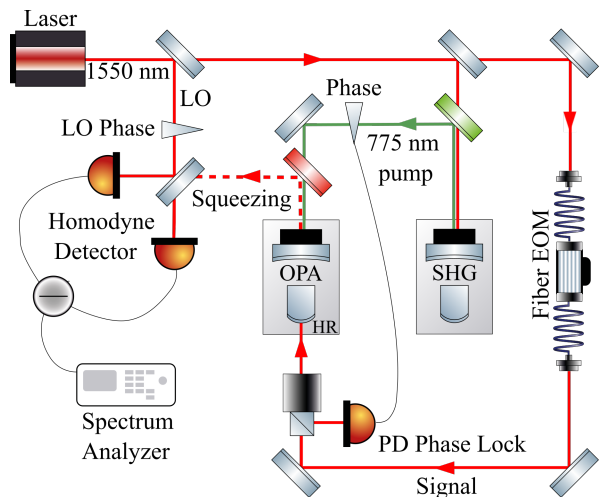


FIG. 2 (color online). Experimental setup: the OPA cavity is resonant for both the fundamental wavelength 1550 nm and the second harmonic wavelength 775 nm. It is pumped with 11.3 mW at 775 nm light produced in the second harmonic generation (SHG) cavity. Through the highly reflective back mirror the phase modulated beam is injected with 3.6 mW of 1550 nm with signal sidebands from 5.5 to 151 MHz and a sideband at 54 MHz for Pound-Drever-Hall (PDH) cavity length stabilisation. The output signal consisting of squeezed light and deamplified signal sideband is detected on a homodyne detector with 96% quantum efficiency using 2.8 mW local oscillator (LO) power, with the overall detection efficiency of $\sim 85\%$. The phase of the local oscillator is actively stabilised to the phase quadrature, and the phase of the pump is stabilised to produce squeezing in the phase quadrature.

locking technique [34, 35]. The OPA has two locking modes - with and without the pump light. When the measurements with squeezing are taken, the OPA cavity length is stabilized with 775 nm light, while the 1550 nm control field is used to stabilize the squeezing angle on the phase quadrature. When the measurements without squeezing are taken, the 775 nm pump is off, and the OPA cavity length is stabilized with the 1550 nm control field. The signal with or without squeezing is detected with a high-efficiency broadband homodyne detector with a bandwidth of 800 MHz and dark noise clearance of 13 dB in the frequency range of interest from 10 to 200 MHz. The phase of this homodyne detector is stabilized to the phase quadrature.

We perform two sets of measurements: with either squeezing turned on (by pumping the cavity with 775 nm light) or off (without pumping), repeatedly for different signal frequencies. We thus observe the deamplification of the signal simultaneously with the squeezing spectrum on a balanced homodyne detector. From the squeezing spectrum we derive the experimental parameters: squeezing factor q , transmissivity of the front mirror t_f , internal loss r_{int}^2 and detection efficiency. Fitted upper bound on the internal loss of $r_{\text{int}}^2 \leq 1800$ ppm, resulting in the

roundtrip loss bandwidth of $\gamma_l \leq 2\pi \times 743 \text{ kHz} \ll \gamma_c$ is consistent with the previously measured absorption of a PPKTP crystal [36] and the manufacturer specified bound on the anti-reflective coating of the crystal ($r^2 < 0.1\%$). The front mirror transmissivity of 15% is confirmed by an independent measurement of the cavity finesse. The detection loss estimation is also bounded within 1% of the estimated value by comparing squeezing and anti-squeezing spectra [33, 37]. We use these estimated parameters to calculate the expected theoretical spectrum of the signal deamplification and compare it with the measured values.

Fig. 3 compares the measurement of squeezed noise and signal deamplification; the difference between two data sets directly demonstrates the increase in the SNR, corresponding to enhancement of 26% in the sensitivity-bandwidth product beyond the standard limit. We find the theory to be in good agreement with the experimental data, lying within the confidence interval obtained from the parameter estimation error. We ascribe the observed discrepancies to the electronic resonances in the homodyne circuitry and wires that are not taken into account in the theoretical analysis. We obtain a maximum enhancement of 36%, with peak squeezing of 7.9 dB, on a more efficient homodyne detector, but due to its noisier electrical transfer function another data set is presented in Fig. 3 for illustrative purposes.

We repeat the described procedure for four different values of squeeze factor with slight variation in the detection efficiency on two different homodyne detectors, to demonstrate the influence of the detection loss on the gain, see subplot of Fig. 3.

Discussion and conclusion Our work presents the first steps towards the internal squeezing approach for increasing the sensitivity-bandwidth product in interferometric force sensing with respect to quantum measurement noise (shot noise). We did not consider the quantum radiation pressure noise, effectively assuming an infinite mass of the test mirrors. This noise, as well as the classical force noises, limit the sensitivity of the current generation of gravitational-wave detectors at low frequencies [5, 38]. However, it can generally be eliminated by increasing the mass of the mirrors or by using the Quantum Non-Demolition measurement techniques [8, 39–41].

In summary, we provide a unified view of three different nonclassical concepts for improving the quantum measurement noise limited sensitivity of cavity-enhanced laser interferometers. All of them can be seen as concepts of beating the standard sensitivity-bandwidth limit. Two of these concepts: “white-light cavity” and “external squeezing”, have been investigated intensively in recent years for the improvement of gravitational-wave detectors [20, 21, 31]. In this work, the third concept, “internal squeezing”, is investigated, theoretically as well as experimentally, and also in view of improving gravitational-wave detectors. We presented the first experimen-

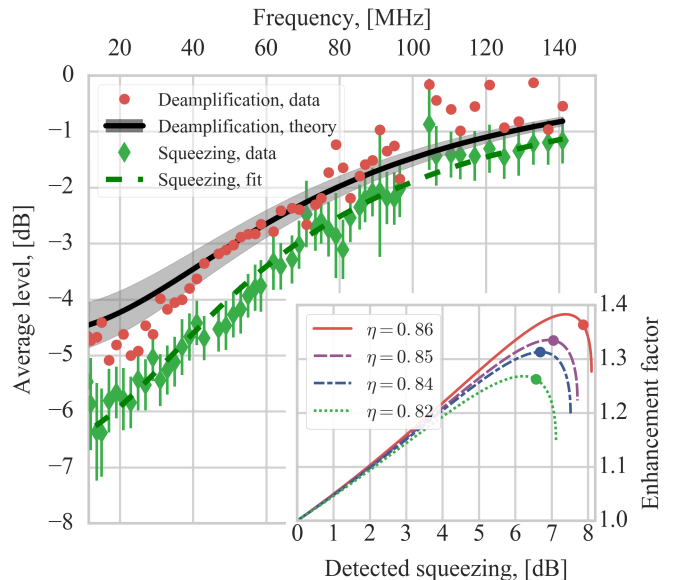


FIG. 3 (color online). Beating the standard sensitivity-bandwidth limit with internal squeezing. In the main plot we demonstrate the increase in the signal-to-noise ratio: squeezing data (green rhomb) with fit (green dashed line), from which the squeezing factor is estimated; the signal deamplification is represented by the red dots. It is compared to the results of the theoretical modelling (black solid line) with parameters obtained from the squeezing measurement, where the grey area represents the confidence interval based on the estimation error. The subplot represents the estimated gain in the sensitivity-bandwidth product (dots) with theoretical prediction on the dependence of the gain on the amount of the detected squeezing (solid lines). Two effects are demonstrated: the dependence on the detection efficiency $\eta = 1 - r_{\text{det}}^2$ (different curves) and the existence of the optimal squeezing for each set of parameters. The maximal enhancement in the sensitivity-bandwidth product obtained in the experiment is 36% (red solid curve). The data on the main plot is presented for illustrative purposes and corresponds to the green (dotted) curve with 82% detection efficiency and 26% enhancement.

tal demonstration of beating the standard sensitivity-bandwidth limit with internal squeezing. We note that all three concepts can in principle be combined to maximise the overall improvement. The most mature concept is external squeezing, since it is already implemented in the gravitational-wave detector GEO 600 [3]. Since it avoids any deamplification of the signal and squeezes shot noise over all sideband frequencies it is more efficient than internal squeezing. Interestingly, its sensitivity to intra-cavity loss is higher than that of internal squeezing. Based on our work, we thus propose to combine external and internal squeezing to improve the sensitivities of gravitational-wave detectors to values that are not possible with external squeezing alone.

Acknowledgements We thank Sacha Kocsis for comments that greatly improved the manuscript, Paolo Piergentili for assistance with the electronics’ design, the members of

MQM discussion group and LSC QNWG working group for many fruitful discussions. Research of M.K. was supported by the Marie Curie Initial Training Network cQOM; research of M.K., L.K and R.S. is supported by the European Research Council (ERC) project “MassQ” (Grant No. 339897); research of S.A. was supported by the IMPRS on Gravitational-Wave Astronomy; research of H.M. is supported by UK STFC Ernest Rutherford Fellowship; research of R.S. is supported by Deutsche Forschungsgemeinschaft (Grant No. SCHN 757-6).

-
- [1] C. M. Caves, *Physical Review D* **26**, 1817 (1982), [arXiv:1208.5174](#).
 - [2] A. A. Clerk, M. H. Devoret, S. M. Girvin, F. Marquardt, and R. J. Schoelkopf, *Reviews of Modern Physics* **82**, 1155 (2010).
 - [3] The LIGO Scientific Collaboration, *Nature Physics* **7**, 962 (2011), [arXiv:1109.2295](#).
 - [4] Y. Aso, Y. Michimura, K. Somiya, M. Ando, O. Miyakawa, T. Sekiguchi, D. Tatsumi, and H. Yamamoto, *Physical Review D* **88**, 043007 (2013), [arXiv:1306.6747](#).
 - [5] The LIGO Scientific Collaboration, *Classical and Quantum Gravity* **32**, 074001 (2015), [arXiv:1411.4547](#).
 - [6] F. Acernese *et al.*, *Classical and Quantum Gravity* **32**, 024001 (2015), [arXiv:1408.3978](#).
 - [7] The LIGO Scientific Collaboration, *Physical Review Letters* **116**, 061102 (2016).
 - [8] V. B. Braginsky and F. Y. Khalili, *Quantum Measurement* (Cambridge University Press, 1992) Chap. V, p. 64.
 - [9] V. B. Braginsky, M. L. Gorodetsky, K. S. Thorne, and F. Y. Khalili, in *Gravitational waves. Third Edoardo Amaldi Conference, Pasadena, California 12-16 July*, edited by S. Meshkov (Melville NY: AIP Conf. Proc. 523, 2000) pp. 180–189.
 - [10] M. Tsang, H. M. Wiseman, and C. M. Caves, *Physical Review Letters* **106**, 090401 (2011), [arXiv:1006.5407](#).
 - [11] H. Miao, R. X. Adhikari, Y. Ma, B. Pang, and Y. Chen, [arXiv:1608.00766](#).
 - [12] J. Mizuno, *Comparison of optical configurations for laser-interferometric gravitational-wave detectors*, *Phd thesis*, Albert-Einstein-Institut Hannover (1995).
 - [13] A. Wicht, K. Danzmann, M. Fleischhauer, M. Scully, G. Müller, and R.-H. Rinkelff, *Optics Communications* **134**, 431 (1997).
 - [14] A. Wicht, M. Müller, R. H. Rinkelff, A. Rocco, and K. Danzmann, *Optics Communications* **179**, 107 (2000).
 - [15] S. Wise, G. Müller, D. Reitze, D. B. Tanner, and B. F. Whiting, *Classical and Quantum Gravity* **21**, S1031 (2004).
 - [16] S. Wise, V. Quetschke, A. J. Deshpande, G. Mueller, D. H. Reitze, D. B. Tanner, B. F. Whiting, Y. Chen, A. Tünnemann, E. Kley, and T. Clausnitzer, *Physical Review Letters* **95**, 013901 (2005).
 - [17] G. S. Pati, M. Salit, K. Salit, and M. S. Shahriar, *Physical Review Letters* **99**, 133601 (2007).
 - [18] H. N. Yum, J. Scheuer, M. Salit, P. R. Hemmer, and M. S. Shahriar, *Lightwave Technology, Journal of* **31**, 3865 (2013).
 - [19] M. Zhou, Z. Zhou, and S. M. Shahriar, *Physical Review D* **92**, 082002 (2015), [arXiv:1410.6877](#).
 - [20] Y. Ma, H. Miao, C. Zhao, and Y. Chen, *Physical Review A* **92**, 023807 (2015), [arXiv:1501.01349](#).
 - [21] J. Qin, C. Zhao, Y. Ma, L. Ju, and D. G. Blair, *Optics Letters* **40**, 2337 (2015), [arXiv:1502.06083](#).
 - [22] C. M. Caves, *Physical Review Letters* **45**, 75 (1980), [arXiv:arXiv:1011.1669v3](#).
 - [23] C. M. Caves, *Physical Review D* **23**, 1693 (1981).
 - [24] R. Schnabel, N. Mavalvala, D. E. McClelland, and P. K. Lam, *Nature Communications* **1**, 121 (2010).
 - [25] The LIGO Scientific Collaboration, *Nature Photonics* **7**, 613 (2013), [arXiv:arXiv:1310.0383v1](#).
 - [26] H. Rehbein, J. Harms, R. Schnabel, and K. Danzmann, *Physical Review Letters* **95**, 193001 (2005).
 - [27] V. Peano, H. G. L. Schwefel, C. Marquardt, and F. Marquardt, *Physical Review Letters* **115**, 243603 (2015), [arXiv:1502.06423](#).
 - [28] K. Somiya, Y. Kataoka, J. Kato, N. Saito, and K. Yano, *Physics Letters A* **380**, 521 (2016), [arXiv:1403.1222](#).
 - [29] G. Milburn and D. Walls, *Optics Communications* **39**, 401 (1981).
 - [30] M. J. Collett and C. W. Gardiner, *Physical Review A* **30**, 1386 (1984).
 - [31] R. Schnabel, [arXiv:1611.03986v1](#) (2016).
 - [32] G. Grynberg, A. Aspect, and C. Fabre, *Introduction to Quantum Optics: From the Semi-classical Approach to Quantized Light* (2010) p. 696.
 - [33] M. Mehmet, S. Ast, T. Eberle, S. Steinlechner, H. Vahlbruch, and R. Schnabel, *Optics Express* **19**, 25763 (2011), [arXiv:1110.3737](#).
 - [34] R. W. P. Drever, J. L. Hall, F. V. Kowalski, J. Hough, G. M. Ford, A. J. Munley, and H. Ward, *Applied Physics B* **31**, 97 (1983).
 - [35] E. D. Black, *American Journal of Physics* **69**, 79 (2001).
 - [36] J. Steinlechner, S. Ast, C. Krüger, A. Singh, T. Eberle, V. Händchen, and R. Schnabel, *Sensors* **13**, 565 (2013).
 - [37] H. Vahlbruch, M. Mehmet, K. Danzmann, and R. Schnabel, *Physical Review Letters* **117**, 1 (2016).
 - [38] D. V. Martynov *et al.*, *Physical Review D* **93**, 112004 (2016), [arXiv:1604.00439](#).
 - [39] H. J. Kimble, Y. Levin, A. B. Matsko, K. S. Thorne, and S. P. Vyatchanin, *Physical Review D* **3**, 33 (2008), [arXiv:0008026v2](#) [[arXiv:gr-qc](#)].
 - [40] F. Y. Khalili and S. L. Danilishin, in *Progress in Optics* (Elsevier B.V., 2016) 1st ed., pp. 113–236.
 - [41] H. Miao, H. Yang, R. X. Adhikari, and Y. Chen, *Classical and Quantum Gravity* **31**, 165010 (2014), [arXiv:1305.3957](#).