

# An analysis of Bitcoin OP\_RETURN metadata

Massimo Bartoletti and Livio Pompianu

Università degli Studi di Cagliari, Cagliari, Italy  
{bart,livio.pompianu}@unica.it

**Abstract.** The Bitcoin protocol allows to save arbitrary data on the blockchain through a special instruction of the scripting language, called OP\_RETURN. A growing number of protocols exploit this feature to extend the range of applications of the Bitcoin blockchain beyond transfer of currency. A point of debate in the Bitcoin community is whether loading data through OP\_RETURN can negatively affect the performance of the Bitcoin network with respect to its primary goal. This paper is an empirical study of the usage of OP\_RETURN over the years. We identify several protocols based on OP\_RETURN, that we classify by their application domain. We measure the evolution in time of the usage of each protocol, the distribution of OP\_RETURN transactions by application domain, and their space consumption.

## 1 Introduction

Bitcoin [37] was the first decentralized digital currency to be created, and now it is the most widely used, with a total market capitalization of  $\sim 15$  billions USD<sup>1</sup>. Technically, the Bitcoin network is a peer to peer system, where users can securely transfer currency without the intermediation of a trusted authority. Transactions of currency are gathered in blocks, that are added to a public data structure called *blockchain*. The consensus algorithm of Bitcoin guarantees that, for an attacker to be able to alter an existing block, she must control the majority of the computational resources of the network [35]. Hence, attacks aiming at incrementing one's balance, e.g. by deleting transactions that certify payments to other users, are infeasible in practice. This security property is often rephrased by saying that the blockchain can be seen as an *immutable* data structure.

Although the main goal of Bitcoin is to transfer digital currency, the immutability and openness of its blockchain have inspired the development of new protocols, which “piggy-back” metadata on transactions in order to implement a variety of applications beyond cryptocurrency. For instance, some protocols allow to certify the existence of a document (e.g., [20, 27, 31]), while some others allow to track the ownership of a digital or a physical asset (e.g., [15, 23, 24]). Many of these protocols save metadata on the blockchain by using an instruction called OP\_RETURN, which is part of the Bitcoin scripting language.

---

<sup>1</sup> Crypto-currency market capitalizations, [coinmarketcap.com](https://coinmarketcap.com).

A debate about the scalability of Bitcoin has been taking place over the last few years [1, 28, 29]. In particular, users argue over whether the blockchain should allow for storing spurious data, not inherent to currency transfers. Although many recent works analyse the Bitcoin blockchain [33, 36, 38, 39], as well as some services related to OP\_RETURN [4, 21, 25, 30], many relevant questions are still open. What is the impact of the data attached to OP\_RETURN on the size of the blockchain? Which kinds of blockchain-based applications are exploiting the OP\_RETURN instruction, and how?

**Contributions.** We analyse the usage of OP\_RETURN throughout the Bitcoin blockchain, collecting a total of 1,566,192 OP\_RETURN transactions. We investigate to which protocols OP\_RETURN transactions belong, identifying 23 distinct protocols (associated to 55% of these transactions). We find that 19% of this total are *empty* transactions, that use the OP\_RETURN instruction with no data attached. By studying the usage of OP\_RETURN over time, we identify several transaction peaks related to empty transactions, and we show that they are mainly caused by stress tests and spam attacks happened in summer 2015. We classify all the protocols according to their application domain, and we study the numerical proportion of these applications. Finally, we measure the size of OP\_RETURN metadata, and the proportion between the size of OP\_RETURN transactions and the overall size of the transactions in the blockchain. To the best of our knowledge, ours is the widest investigation about the usage of OP\_RETURN.

All our analyses are supported by a tool we have developed. The sources of our tool, as well as the experimental data analysed, are available online at [5].

## 2 Background on Bitcoin

Bitcoin [37] is a decentralized infrastructure to exchange virtual currency — the *bitcoins*. The transfers of currency, called *transactions*, are the basic elements of the system. The transactions are recorded on a public, append-only data structure, called *blockchain*. To illustrate how Bitcoin works, we consider two transactions  $T_0$  and  $T_1$  of the following form:

$T_0$
in: $\dots$
in-script: $\dots$
out-script( $T, \sigma$ ): $ver_k(T, \sigma)$
value: $v_0$

$T_1$
in: $T_0$
in-script: $sig_k(\bullet)$
out-script( $\dots$ ): $\dots$
value: $v_1$

The transaction  $T_0$  contains a value  $v_0$  bitcoins. Anyone can *redeem* the amount of bitcoins in  $T_0$  by putting on the blockchain a transaction (e.g.,  $T_1$ ), whose in field contains the identifier of  $T_0$  (the hash of the whole transaction, displayed as  $T_0$  in the figure) and whose in-script contains values making the out-script of  $T_0$ , a programmable boolean function, evaluate to true. When this

$T$
in[0]: $T_0[n_0]$
in-script[0]: ...
⋮
out-script[0]( $T'_0, w_0$ ): ...
value[0]: $v_0$
⋮
lockTime: $s$

$T$
in[0]: ...
in-script[0]: ...
⋮
out-script[0](...): OP_RETURN "EW Ciao!"
value[0]: 0
⋮

(a) General form of transactions. (b) An OP\_RETURN transaction.

happens, the value of  $T_0$  is transferred to the new transaction  $T_1$ , and  $T_0$  becomes unredeemable. A subsequent transaction can then redeem  $T_1$  likewise.

In the transaction  $T_0$  above, the out-script just checks the digital signature  $\sigma$  on the redeeming transaction  $T$  w.r.t. a given key  $k$ . We denote with  $ver_k(T, \sigma)$  the signature verification, and with  $sig_k(\bullet)$  the signature of the enclosing transaction ( $T_1$  in our example), including all the parts of the transaction but its in-script (obviously, because it contains the signature itself) <sup>2</sup>.

Now, assume that  $T_0$  is redeemable on the blockchain when someone tries to append  $T_1$ . The Bitcoin network accepts the redeem if (i)  $v_1 \leq v_0$ , and (ii) the out-script of  $T_0$ , applied to  $T_1$  and to the signature  $sig_k(\bullet)$ , evaluates true.

The previous example is a special case of a Bitcoin transaction: the general form is displayed in Figure 1a. First, there can be multiple inputs and outputs (denoted with array notation in the figure), and each output has its own out-script and value. Since each output can be redeemed independently, in fields must specify which one they are redeeming ( $T_0[n_0]$  in the figure). A transaction with multiple inputs redeems *all* the (outputs of) transactions in its in fields, providing a suitable in-script for each of them. To be valid, the sum of the values of all the inputs must be greater or equal to the sum of the values of all outputs. The *Unspent Transaction Output* (in short, UTXO) is the set of redeemable outputs of all transactions included in the blockchain. To be valid, a transaction must only use elements of the UTXO as inputs.

In its general form, the out-script is a program in a non Turing-complete scripting language featuring a limited set of logic, arithmetic, and cryptographic operators. The lockTime field specifies the earliest moment in time when the transaction can appear on the blockchain.

**Writing metadata in transactions.** Bitcoin transactions do not provide a field where to save arbitrary data. Consequently, users devised various creative ways to encode data in transactions. A common approach was to write data as parameter of an instruction in the out-script, like e.g. the public key  $k$  in

<sup>2</sup> Technically, *ver* only requires the public part of the key pair  $k$ , while *sig* only requires the private part. For notational convenience, we always mention the whole key pair.

$ver_k(T, \sigma)$ . Note that the standard *Pay-to-PubkeyHash* script <sup>3</sup> does not contain the public key itself, but its hash. To redeem these outputs, a user should find the preimage of the data to find the public key, and then compute the corresponding private key. Since these operations are computationally hard, such outputs are unspendable in practice. However, these outputs are not easily distinguishable from the spendable ones, hence the nodes of the network keep them in the UTXO set [2]. Since the UTXO set is usually stored in RAM for efficiency [26], this practice negatively impacts the memory consumption of Bitcoin nodes [33].

In March 2014 [11] a new instruction, called `OP_RETURN`, was introduced in order to save metadata on the blockchain without causing the memory consumption issue <sup>4,5</sup>. The `OP_RETURN` instruction, which is followed by the metadata, marks the output as provably unspendable (see Figure 1b for a real-world example <sup>6</sup>). The limit for storing data in an `OP_RETURN` was originally planned to be 80 bytes, but the first official client supporting the instruction, i.e. the release 0.9.0 [11], allowed only 40 bytes. This animated a long debate [6, 7, 16, 17]. From the release 0.10.0 [8] nodes could choose whether to accept or not `OP_RETURN` transactions, and set a maximum for their size. The release 0.11.0 [9] extended the data limit to 80 bytes, and the release 0.12.0 [10] to a maximum of 83 bytes.

### 3 Methodology for classifying `OP_RETURN` transactions

We discuss our methodology for identifying protocols that use `OP_RETURN`.

We gather all the `OP_RETURN` transactions from the origin block up to the block number 438,000 (added on 2016/11/09). We end up with a set of 1,566,192 `OP_RETURN` transactions. For each of them, we save the following data in a database: (i) the hash of the transaction; (ii) the hash of the enclosing block; (iii) the timestamp of the block; (iv) the metadata attached to the `OP_RETURN`.

Next, we detect to which protocols the `OP_RETURN` transactions belong. Usually, a protocol is identified by the first few bytes of metadata attached to the `OP_RETURN`, but the exact number of bytes may vary from protocol to protocol. Hence, we associate `OP_RETURN` transactions to protocols as follows:

1. we search the web for known associations between identifiers and protocols;
2. we accordingly classify the `OP_RETURN` transactions that begin with one of the identifiers obtained at step 1;
3. on the remaining *unknown transactions*, we perform a frequency analysis of the first few bytes of metadata, to discover new protocol identifiers.

<sup>3</sup> [en.bitcoin.it/wiki/Transaction#Pay-to-PubkeyHash](https://en.bitcoin.it/wiki/Transaction#Pay-to-PubkeyHash).

<sup>4</sup> Regarding the use of `OP_RETURN` to store metadata, the release notes of Bitcoin Core version 0.9.0 state that: “*This change is not an endorsement of storing data in the blockchain.*”

<sup>5</sup> Some Bitcoin explorers, e.g. [blockchain.info](https://blockchain.info), [blockexplorer.com](https://blockexplorer.com), [smartbit.com](https://smartbit.com) allow to inspect output scripts retrieving `OP_RETURN` data appended.

<sup>6</sup> Hash: [d84f8cf06829c7202038731e5444411adc63a6d4cbf8d4361b86698abad3a68a](https://blockchain.info/tx/d84f8cf06829c7202038731e5444411adc63a6d4cbf8d4361b86698abad3a68a)

**Algorithm 1** Detect protocol identifiers

---

```

unknownTx ← set of all unknown transactions
Codes ← ∅
for i ← 1 to D do
  H ← new hash table from protocol identifiers to number of occurrences
  for all tx ∈ unknownTx do
    code ← tx.substring(i)                                ▷ first i characters of tx
    if (H.contains(code)) then
      H.code ← H(code)+1 else H.code ← 1
    end if
  end for
  probability ← unknownTx.size() / pow(16,i)
  for all h ∈ H do
    if (h.occurrences > probability * δ and h.occurrences > N) then
      Codes ← Codes ∪ {h.code}
    end if
  end for
end for
return Codes

```

---

In more details, in the first step we query Google to obtain public identifier/protocol bindings. For instance, the query “*Bitcoin OP\_RETURN*”, returns  $\sim 26,500$  results, and we manually inspect the first few pages of them. Note that a protocol can be associated with more than one identifier (e.g., Stampery, Blockstore [32], Remembr, CryptoCopyright), or even do not have any identifier. In this way we obtain 23 protocols associated to 34 identifiers; further, we find 3 protocols that do not use any identifier (Counterparty, Diploma [18], Chainpoint [13]).

The second step is performed by our tool: it associates 856,335 transactions to a protocol ( $\sim 55\%$  of the total OP\_RETURN transactions). The other transactions are classified either as *empty* or *unknown*. Empty transactions have no data attached to the OP\_RETURN instruction (296,436 transactions,  $\sim 19\%$  of the total); unknown transactions have no known identifier (413,421 transactions,  $\sim 26\%$  of the total).

The final step analyses unknown transactions, attempting to discover new protocol identifiers. Since identifiers may have different lengths, we gather the first  $D$  bytes of unknown transactions, for  $D$  ranging from 1 to 12, and we perform a frequency analysis of these strings. This analysis does not reveal relevant statistical anomalies (roughly, the strings are uniformly distributed), hence this step does not yield any new identifier. Algorithm 1 details this search, which is executed with the following parameters:  $D = 12$ ,  $\delta = 2$ ,  $N = 100$ .

## 4 Qualitative analysis of OP\_RETURN transactions

We now classify the protocols obtained in Section 3, associating each protocol to a *category* that describes its intended application domain. To this purpose, we manually inspect the web pages of each protocol.

**Assets** includes protocols that take advantage of the immutability of the blockchain to certify ownership, exchange, and eventually the value of real-world assets.

Metadata in transactions are used to specify e.g. the value of the asset, the amount of the asset transferred and the new owner, *etc.*

**Document notary** includes protocols for certifying the ownership and timestamp of a document. A user can publish the hash of a document in a transaction, and in this way he can prove its existence and integrity. Similarly, signatures can be used to certify ownership.

**Digital arts** includes protocols for declaring access right and copy rights on digital arts files, like e.g. photos or music.

**Other** includes protocols whose goals differ from the ones above. For instance, *Eternity Wall* [19] allows users to store short text messages on the blockchain; *Blockstore* [12] is a generic key-value store, on top of which more complex protocols can be implemented<sup>7</sup>.

**Empty** includes protocols that do not attach any data to OP\_RETURN.

**Unknown** includes protocols where we have not detected an identifier (possibly, because they do not use any).

We report our classification of protocols in the first two columns of Table 1.

Due to the OP\_RETURN space limit, representing information (e.g., big numbers as amount of transferred assets) requires to split data in several transactions, causing higher fees. Hence, *assets* protocols usually feature complex rules have space-efficient representations of data, and they often propose off-chain solutions, such as torrents [14].

We distinguish document notary protocols from digital arts protocols for the following reason. Most document notary applications do not require users to provide their documents to the application, and the main purpose of the protocol (certifying ownership) can be fulfilled also when the application is no longer live. Instead, digital arts application usually need to be gather user documents, and require interactions with users, e.g. they often play the role of broker between producers and consumers.

## 5 Quantitative analysis of OP\_RETURN transactions

Table 1 shows the statistics about OP\_RETURN transactions. The first column indicates the protocol categories, introduced in Section 4. The second and third columns show, respectively, the protocol names and the associated identifiers. The fourth column shows the date in which the protocol generated the first transaction. The next two columns count the total number of transactions, and the total size (in bytes) of the OP\_RETURN data contained therein. To compute the size we only consider the metadata, i.e. we do not count neither the OP\_RETURN instruction nor the other fields of the transaction. The last column shows the average size of the transaction metadata.

Category	Protocol	Identifiers	First trans.	Tot. trans.	Tot. Size	Avg. Size
Assets	Colu	CC	2015/07/09	219303	3817072	17.4
	CoinSpark	SPK	2014/07/02	26818	908635	33.9
	OpenAssets	OA	2014/05/03	112885	1411349	12.5
	Omni	omni	2015/08/10	67161	1354317	20.2
	Counterparty	N/A	N/A	N/A	N/A	N/A
	<b>Total</b>	-	-	<b>426167</b>	<b>7491373</b>	<b>17.6</b>
Document Notary	Factom!!	Factom!!, FACTOM00, Fa, FA	2014/04/11	63699	2547796	40.0
	Stampery	S1, S2, S3, S4, S5	2015/03/09	73619	2591380	35.2
	Proof of Existence	DOCPROOF	2014/04/21	5036	201393	40.0
	Blocksign	BS	2014/08/04	1447	54840	37.9
	CryptoCopyright	CryptoTests-, CryptoProof-	2014/08/02	45	1800	40.0
	Stampd	STAMPD##	2015/01/03	344	13707	39.8
	BitProof	BITPROOF	2015/02/25	720	28800	40.0
	ProveBit	ProveBit	2015/04/05	57	2280	40.0
	Remembr	RMBd, RMBe	2015/08/25	28	1128	40.3
	OriginalMy	ORIGMY	2015/07/12	126	4788	38.0
	LaPreuve	LaPreuve	2014/12/07	67	2623	39.1
	Nicosia	UNicDC	2014/09/12	19	645	34.0
	Chainpoint	N/A	N/A	N/A	N/A	N/A
	Diploma	N/A	N/A	N/A	N/A	N/A
		<b>Total</b>	-	-	<b>145207</b>	<b>5451180</b>
Digital Arts	Monegraph	MG	2015/06/28	61417	2250990	36.7
	Blockai	0x1f00	2015/01/09	526	34197	65.0
	Ascribe	ASCRIBE	2014/12/19	37347	776790	20.8
		<b>Total</b>	-	-	<b>99290</b>	<b>3061977</b>
Other	Eternity Wall	EW	2015/06/24	3276	139559	42.6
	Blockstore	id, 0x5888, 0x5808	2014/12/10	174542	4926995	28.2
	SmartBit	SB.D	2015/11/24	7850	282600	36.0
	BitPos	BID	2016/09/29	3	39	13.0
		<b>Total</b>	-	-	<b>185671</b>	<b>5349193</b>
Empty	<b>Total</b>	-	2014/03/20	<b>296436</b>	<b>0</b>	<b>0</b>
Unknown	<b>Total</b>	-	2014/03/12	<b>413421</b>	<b>12658005</b>	<b>30.6</b>
<b>TOTAL</b>	-	-	<b>2014/03/12</b>	<b>1566192</b>	<b>34011728</b>	<b>21.7</b>

Table 1: Statistics about OP\_RETURN protocols.

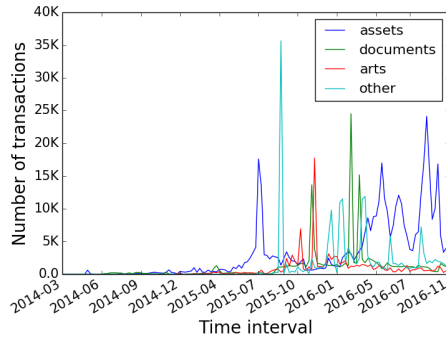
## 5.1 Overall statistics

We detect 1,566,192 OP\_RETURN transactions, distributed into 83,744 blocks, by scanning the blockchain until block number 438,000. Overall, OP\_RETURN transactions constitute  $\sim 0.92\%$  of the total transactions in the blockchain, and  $\sim 1.16\%$  of the portion of the blockchain from 2014/03/19 (the release date of OP\_RETURN). Although the former measurement considers 7 years of transactions while the latter only considers the last 2 years, we note that the values are very close. We explain this fact by observing that the daily number of transactions rapidly increased since July 2014.

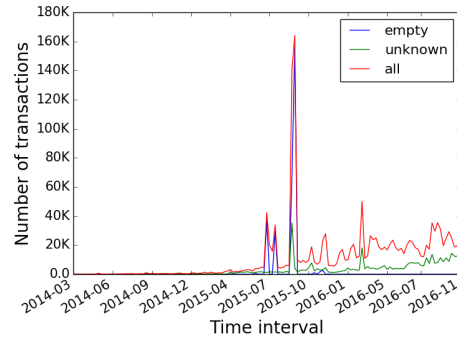
## 5.2 Transaction peaks

In Figures 1c and 1d we display the number of OP\_RETURN transactions per week, from 2014/03 (data of the first OP\_RETURN release) to 2016/11 (end of data extraction). In the graph we note several peaks, that we explain as follows:

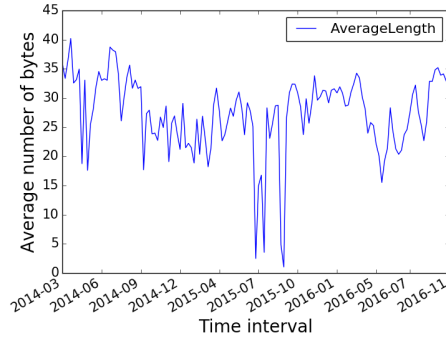
<sup>7</sup> Hereafter we aggregate all the protocols built upon *Blockstore*, by identifying them with *Blockstore* itself.



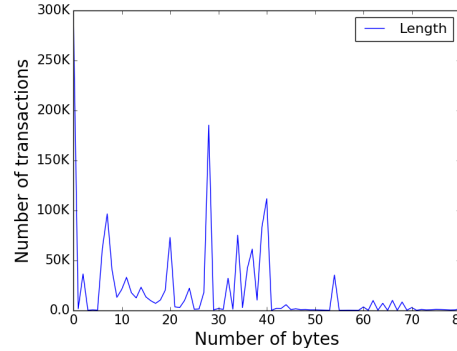
(c) Categories per week



(d) Transactions peaks



(e) Average data length



(f) Data length

Fig. 1: Usage and size of OP\_RETURN transactions.

1.  $\sim 100,000$  transactions from 2015/07/08 to 2015/08/05. This peak is mainly composed of two different peaks of *empty* transactions: the July peak ( $\sim 36,900$  transactions from 2015/07/08 to 2015/07/10) and the August peak ( $\sim 29,200$  transactions from 2015-08-01 to 2015-08-03). Both peaks seem to be caused by a spam campaign that resulted in a DoS attack on Bitcoin which happened in the same period, as reported in [33].
2.  $\sim 300,000$  transactions from 2015/09/09 to 2015/09/23. This second peak is the highest and longest-lasting one. As before, it is mainly caused by *empty* transactions ( $\sim 223,000$ ), although here we also observe a component of *unknown* and *blockstore* transactions ( $\sim 35,000$  each). The work [33] detects a spike also in this period, precisely around 2015/09/13, where an anonymous group performed a stress-test on the network with a *money drop*. This involves a public release of private keys, with the aim to cause a big race which would cause a large number of *double-spend* transactions.



3.  $\sim 50,000$  transactions from 2016/03/02 to 2016/03/09. The last peak is due to the sum of two different peaks: *unknown* (about 18,000) and *stampery* (about 23,000) transactions. We conjecture that this peak is caused by the testing and bootstrap of protocols.

We observe that the Bitcoin blockchain has also other peaks, not related to OP\_RETURN transactions. For instance, starting from the 2015/05/22 and for a duration of 100 blocks, the Bitcoin network was targeted by a stress test [3], during which the network were flooded with a huge number of transactions. Actually, the usage of OP\_RETURN transactions in the period of this peak does not seem to diverge from their normal usage.

### 5.3 Space consumption

A debated topic in the Bitcoin community is whether it is convenient or not to save arbitrary data in the blockchain. The sixth column in Table 1 shows, for each protocol, the total size of the metadata (i.e., not considering the bytes of the instructions OP\_RETURN and PUSH\_DATA). The last row of the Table 1 shows that the total length is  $\sim 32$  MB while, in the same date, the dimension of the entire blockchain is  $\sim 90$  GB. Figure 1e shows the average length of the data for each week.

Generally, the average length of metadata is less than 40 bytes, despite the extension to 80 bytes introduced on 2015/07/12. Peaks down on the same period are related to the *empty* transactions discussed in Section 5.2. Figure 1f represents the number of transactions with a given data length: also this chart confirms a small number of transactions that use more than the half of the available space. Note that the discussed peak appears also in this chart, in correspondence of the 0 value. From the last column of Table 1 we see that only the size of *Blockai* metadata is close to 80 bytes. Several *document notary* protocols take 40 bytes on average: this depends from their identifiers, composed of 16 bytes, and from the size of the hash they save. Generally, *document notary* protocols carry longer data than the other protocols.

We now evaluate the minimum space consumption of the OP\_RETURN transactions on the whole blockchain. First, we observe that an *empty* transaction with one input and one output has a total size of 156 bytes. From Table 1 we see that OP\_RETURN transaction carry  $\sim 21.7$  bytes of metadata, on average. Hence, we approximate the average size of OP\_RETURN transaction as  $\sim 177.7$  bytes, and so an approximation of the space consumption of all the OP\_RETURN transactions is  $\sim 265$  MB.

Finally, we estimate the ratio between the total size of OP\_RETURN transactions and the size of all the transactions on the blockchain. The block header has size 97 bytes at most. Hence, removing the size of the headers of our 438,000 extracted blocks ( $\sim 40$  MB) from the total size of the blockchain at 2016/11/09, we obtain  $\sim 89,302$  MB of transactions. From this we conclude that OP\_RETURN transactions consume  $\sim 0.3\%$  of the total space used by transactions.

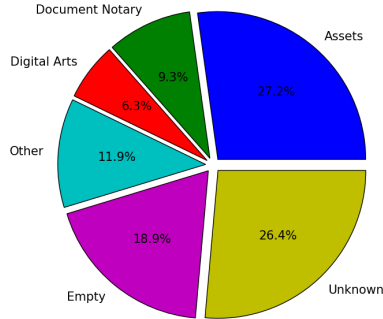


Fig. 2: Distribution of transactions by category

#### 5.4 Distribution of protocols by category

Figure 2 displays how the OP\_RETURN transactions are distributed in the categories identified in Section 4. We note a relevant component of *empty* and *unknown* transactions. Although *assets* protocols produce the highest number of transactions, the most numerous category is *document notary*.

Figure 1c and the fourth column of Table 1 suggest that, originally, the protocols using OP\_RETURN were in the categories *assets* and *notary*, while the other use cases were introduced subsequently (indeed, the *other* category was not inhabited before that the end of 2014).

Empty transactions use OP\_RETURN without any data attached, so they are not associated to any protocol. We evaluate that  $\sim 96\%$  of these transactions are related to the transaction peaks discussed in Section 5.2. Since those peaks happened in the same period of the stress tests and spam campaign discussed in [33], we conjecture that *empty* transactions are related to those events<sup>8</sup>.

The *unknown* category contains  $\sim 25\%$  of the OP\_RETURN transactions. We identify 3 protocols [13,18,34] that write OP\_RETURN data only as *unknown* transactions. We also identify one protocol [22] that besides using an identifier for saving document hashes, allows to save text messages without any identifier.

## 6 Conclusions

Our analysis of the first 1,566,192 OP\_RETURN transactions shows an increasing interest in OP\_RETURN. While in the first year after its introduction (from March 2014) only a few hundreds of OP\_RETURN transactions were appended per week, their usage has been steadily increasing since March 2015. In the

<sup>8</sup> To verify this conjecture we would need to compare the transaction identifiers of our *empty* transactions with the identifiers of [33], which unfortunately are not available.

last weeks of our experiments (which ended in November 2016) we counted  $\sim 20,000$  OP\_RETURN transactions per week, on average. Overall, we estimate that OP\_RETURN transactions constitute  $\sim 1\%$  of the transactions in the blockchain, and use  $\sim 0.3\%$  of its space.

Although the official Bitcoin documentation discourages the use of the Bitcoin blockchain to store arbitrary data <sup>9</sup>, the trend seems to be a growth in the number of blockchain-based applications that save their metadata on the Bitcoin blockchain through OP\_RETURN transactions. We think that the main motivation for not using cheaper and more efficient storage is the perceived sense of security and persistence of the Bitcoin blockchain. If this trend will be confirmed, the specific needs of these applications could affect the future evolution of the Bitcoin protocol.

## References

1. Bitcoin scalability, [https://en.bitcoin.it/wiki/Scalability\\_FAQ](https://en.bitcoin.it/wiki/Scalability_FAQ). Last accessed 2016/12/15
2. Bitcoin core dev update 5 transaction fees embedded data, <http://www.coindesk.com/bitcoin-core-dev-update-5-transaction-fees-embedded-data/>. Last accessed 2016/12/15
3. Bitcoin network survives surprise stress test, <http://www.coindesk.com/bitcoin-network-survives-stress-test/>. Last accessed 2016/12/15
4. Bitcoin op return wiki page, [https://en.bitcoin.it/wiki/OP\\_RETURN](https://en.bitcoin.it/wiki/OP_RETURN). Last accessed 2016/12/15
5. Bitcoin opreturn explorer, <https://github.com/BitcoinOpReturn/>. Last accessed 2016/12/15
6. Bitcoin pull request 5075, <https://github.com/bitcoin/bitcoin/pull/5075>. Last accessed 2016/12/15
7. Bitcoin pull request 5286, <https://github.com/bitcoin/bitcoin/pull/5286>. Last accessed 2016/12/15
8. Bitcoin release 0.10.0, <https://bitcoin.org/en/release/v0.10.0>. Last accessed 2016/12/15
9. Bitcoin release 0.11.0, <https://bitcoin.org/en/release/v0.11.0>. Last accessed 2016/12/15
10. Bitcoin release 0.12.0, <https://bitcoin.org/en/release/v0.12.0>. Last accessed 2016/12/15
11. Bitcoin release 0.9.0, <https://bitcoin.org/en/release/v0.9.0>. Last accessed 2016/12/15
12. Blockstore website, <https://github.com/blockstack/blockchain-id/wiki/Blockstore>. Last accessed 2016/12/15
13. Chainpoint website, <http://www.chainpoint.org/>. Last accessed 2016/12/15
14. Colu protocol, torrents, <https://github.com/Colored-Coins/Colored-Coins-Protocol-Specification/wiki/Metadata#torrents>. Last accessed 2016/12/15
15. Colu website, <https://www.colu.com/>. Last accessed 2016/12/15

<sup>9</sup> The release notes of Bitcoin Core version 0.9.0 state that: “*Storing arbitrary data in the blockchain is still a bad idea; it is less costly and far more efficient to store non-currency data elsewhere.*”

16. Counterparty open letter and plea to the Bitcoin core development team, <http://counterparty.io/news/an-open-letter-and-plea-to-the-bitcoin-core-development-team/>. Last accessed 2016/12/15
17. Developers battle over bitcoin block chain, <http://www.coindesk.com/developers-battle-bitcoin-block-chain/>. Last accessed 2016/12/15
18. Diploma website, <http://diploma.report/>. Last accessed 2016/12/15
19. Eternity wall website, <https://eternitywall.it/>. Last accessed 2016/12/15
20. Factom website, <https://www.factom.com/>. Last accessed 2016/12/15
21. Kaiko data store, <https://www.kaiko.com/>. Last accessed 2016/12/15
22. La preuve website, <http://lapreuve.eu/explication.html>. Last accessed 2016/12/15
23. Omni website, <http://www.omnilayer.org/>. Last accessed 2016/12/15
24. Open assets website, <https://github.com/OpenAssets/>. Last accessed 2016/12/15
25. opretturn.org, <http://opreturn.org/>. Last accessed 2016/12/15
26. Peter Todd delayed txo commitments, <https://peter todd.org/2016/delayed-txo-commitments>. Last accessed 2016/12/15
27. Proof of existence website, <https://proofofexistence.com/>. Last accessed 2016/12/15
28. Scalability debate ever end, <https://www.cryptocoinsnews.com/will-bitcoin-scalability-debate-ever-end/>. Last accessed 2016/11/30
29. Scaling debate in Reddit, <http://www.coindesk.com/viabtc-ceo-sparks-bitcoin-scaling-debate-reddit-ama/>. Last accessed 2016/12/15
30. Smartbit OP.RETURN statistics, <https://www.smartbit.com.au/op-returns>. Last accessed 2016/12/15
31. Stampery website, <https://stampery.com/>. Last accessed 2016/12/15
32. Ali, M., Nelson, J., Shea, R., Freedman, M.J.: Blockstack: A global naming and storage system secured by blockchains. In: USENIX Annual Technical Conference (2016)
33. Baqer, K., Huang, D.Y., McCoy, D., Weaver, N.: Stressing out: Bitcoin “stress testing”. In: Bitcoin Workshop. pp. 3–18 (2016)
34. Dermody, R., Krellenstein, A., Slama, O., Wagner, E.: Counterparty: Protocol specification (2014), [http://counterparty.io/docs/protocol\\_specification/](http://counterparty.io/docs/protocol_specification/). Last accessed 2016/12/15
35. Garay, J.A., Kiayias, A., Leonardos, N.: The Bitcoin backbone protocol: Analysis and applications. In: EUROCRYPT. pp. 281–310 (2015)
36. Möser, M., Böhme, R.: Trends, tips, tolls: A longitudinal study of bitcoin transaction fees. In: International Conference on Financial Cryptography and Data Security. pp. 19–33. Springer (2015)
37. Nakamoto, S.: Bitcoin: a peer-to-peer electronic cash system. <https://bitcoin.org/bitcoin.pdf> (2008)
38. Reid, F., Harrigan, M.: An analysis of anonymity in the Bitcoin system. In: Security and privacy in social networks, pp. 197–223. Springer (2013)
39. Ron, D., Shamir, A.: Quantitative analysis of the full Bitcoin transaction graph. In: International Conference on Financial Cryptography and Data Security. pp. 6–24. Springer (2013)

### Appendix A Additional charts

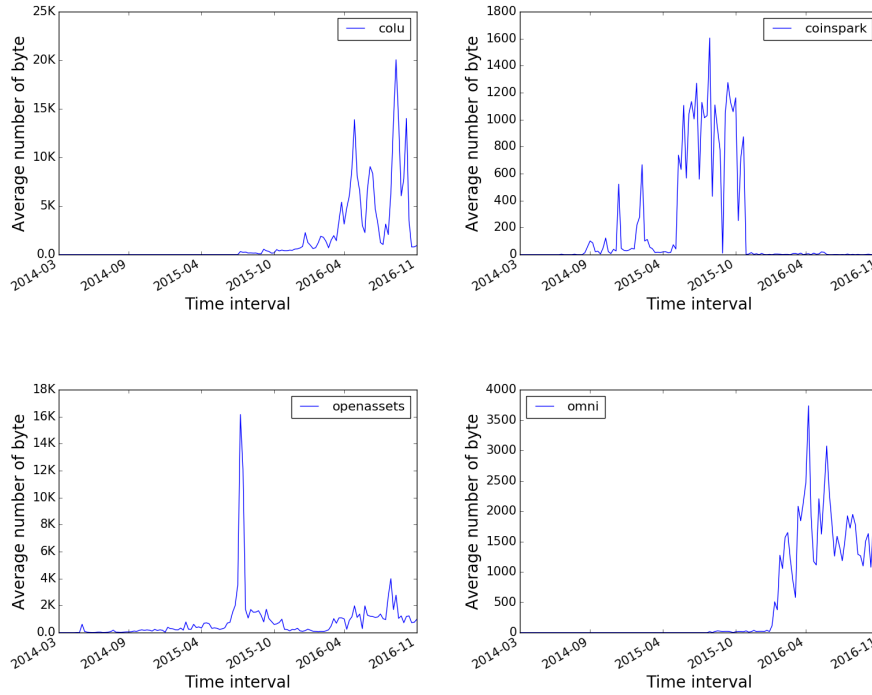


Fig. 3: Assets charts.

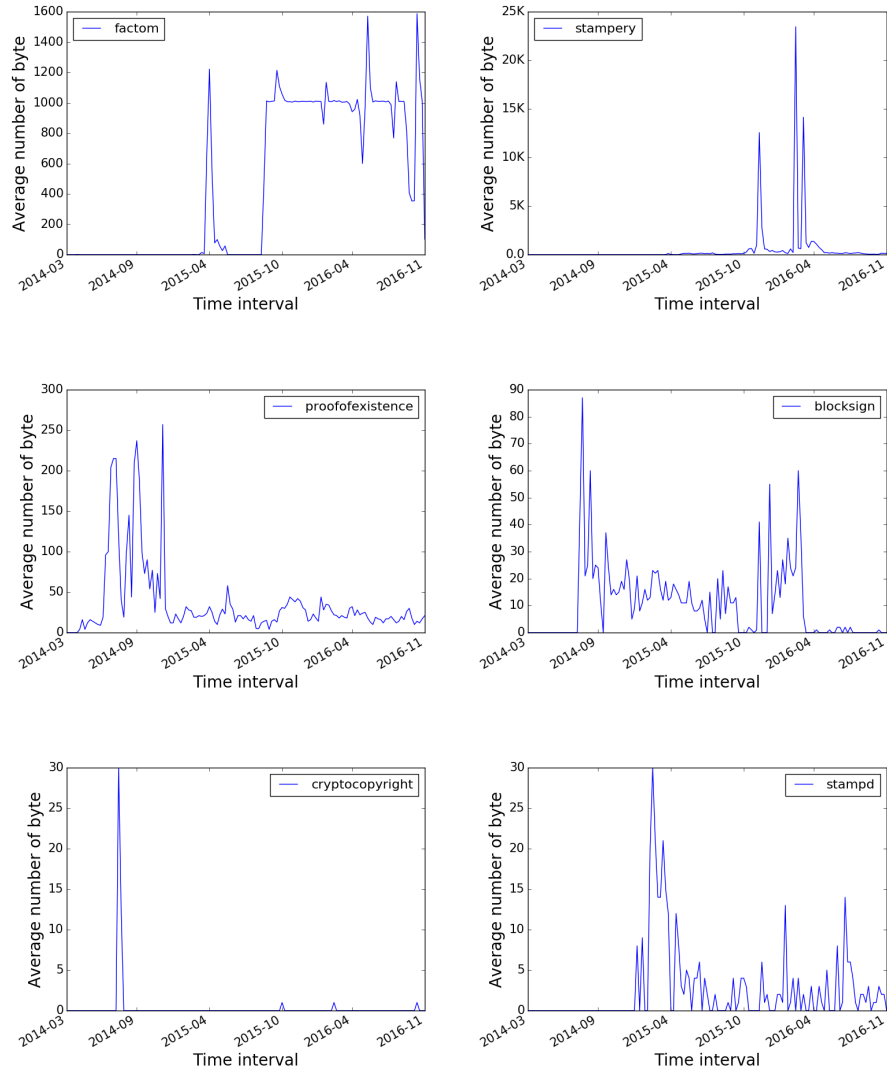


Fig. 4: Document Notary charts (1).

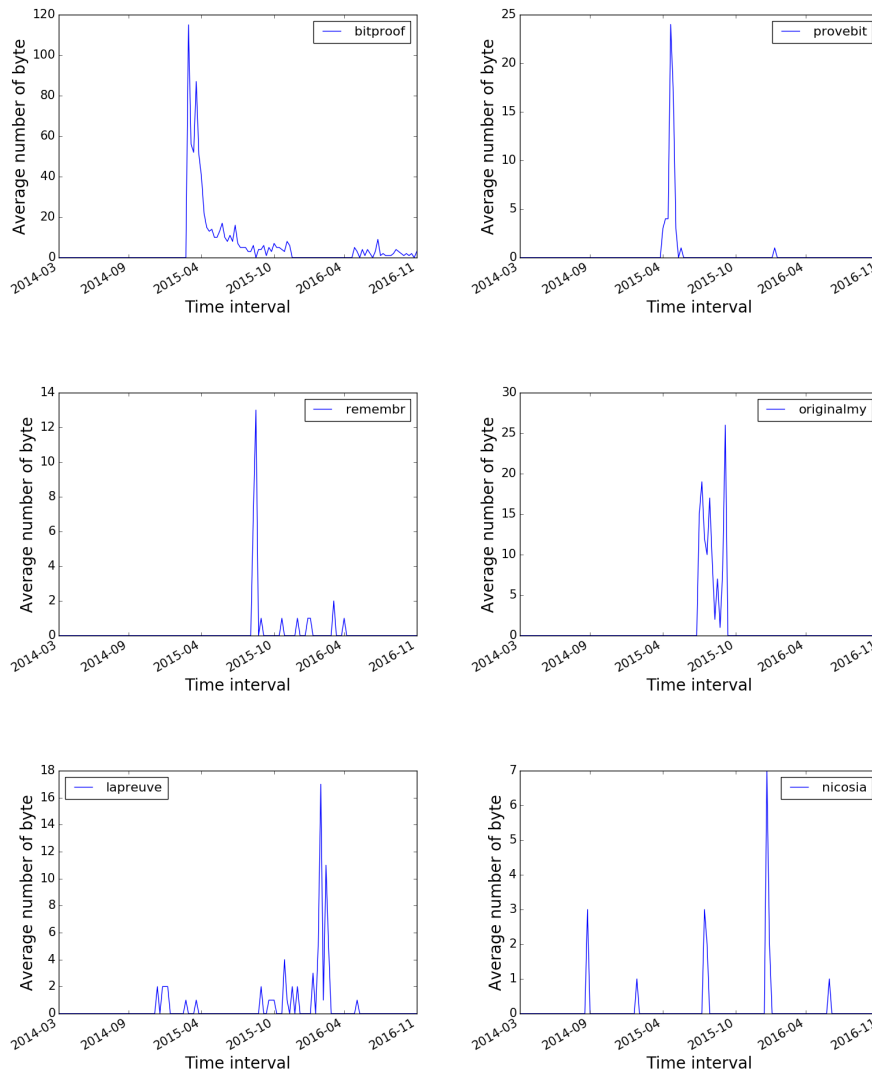


Fig. 5: Document Notary charts (2).

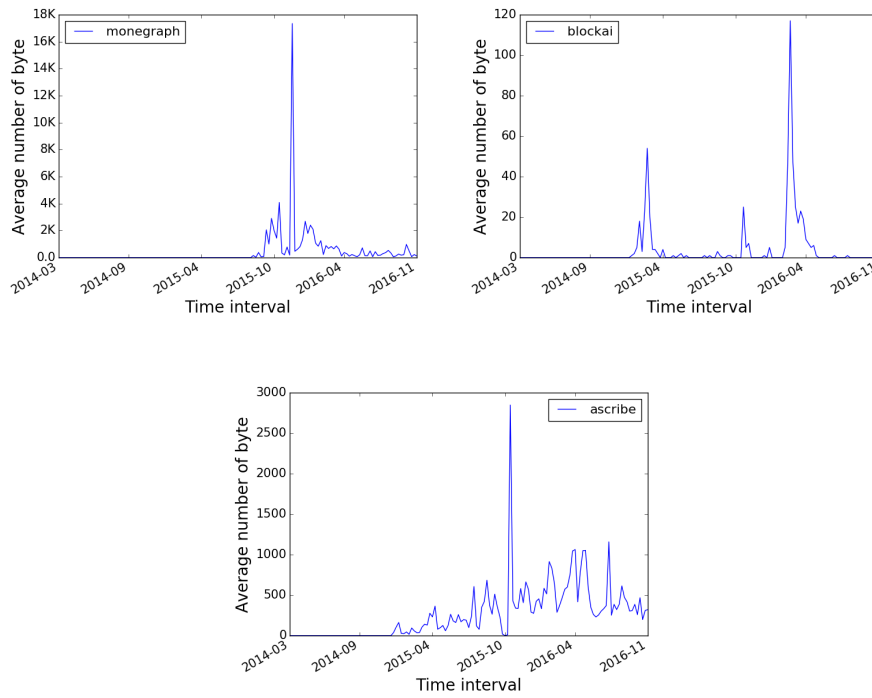


Fig. 6: Digital arts charts.



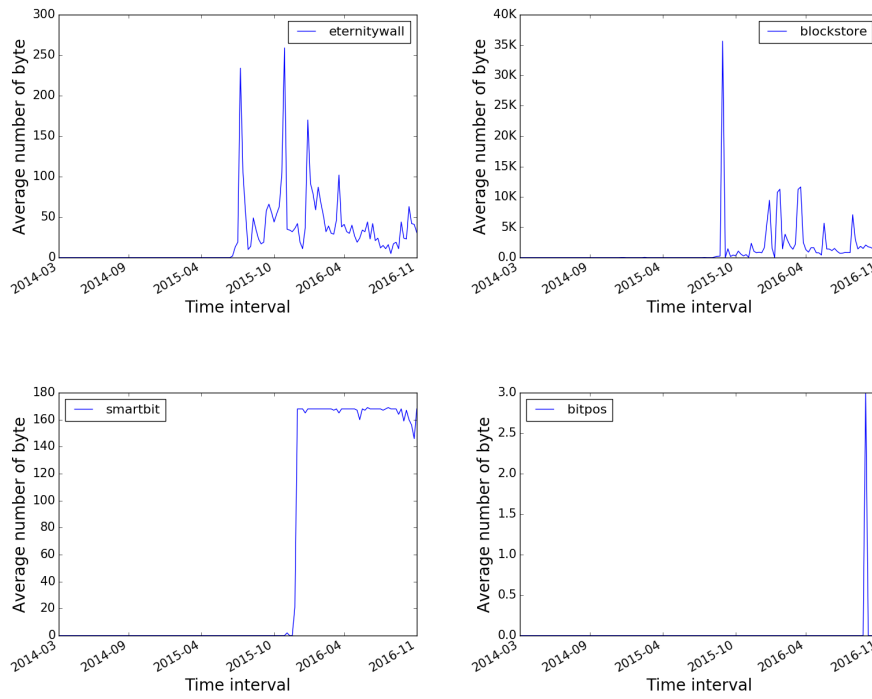


Fig. 7: Other Charts