

Measurement of \hat{q} in Relativistic Heavy Ion Collisions using di-hadron correlations.

M. J. Tannenbaum

Brookhaven National Laboratory, Upton, NY 11973 USA

(Dated: December 13, 2024)

The propagation of partons from hard scattering through the Quark Gluon Plasma produced in A+A collisions at RHIC and the LHC is represented in theoretical analyses by the transport coefficient \hat{q} and predicted to cause both energy loss of the outgoing partons, observed as suppression of particles or jets with large transverse momentum p_T , and broadening of the azimuthal correlations of the outgoing di-jets or di-hadrons from the outgoing parton-pair, which has not been observed. The widths of azimuthal correlations of di-hadrons with the same trigger particle p_{Tt} and associated p_{Ta} transverse momenta in p+p and Au+Au are so-far statistically indistinguishable as shown in recent as well as older di-hadron measurements and also with jet-hadron and hadron-jet measurements. The azimuthal width of the di-hadron correlations in p+p collisions, beyond the fragmentation transverse momentum, j_T , is dominated by k_T , the so-called intrinsic transverse momentum of a parton in a nucleon, which can be measured. The broadening should produce a larger k_T in A+A than in p+p collisions. The present work introduces the observation that the k_T measured in p+p collisions for di-hadrons with p_{Tt} and p_{Ta} must be reduced to compensate for the energy loss of both the trigger and away parent partons when comparing to the k_T measured with the same di-hadron p_{Tt} and p_{Ta} in Au+Au collisions. This idea is applied to a recent STAR di-hadron measurement, with result $\langle \hat{q}L \rangle = 3.5 \pm 1.4 \text{ GeV}^2$. This is more precise but in agreement with a theoretical calculation of $\langle \hat{q}L \rangle = 14_{-14}^{+42} \text{ GeV}^2$ using the same data. Assuming a length $\langle L \rangle \approx 7 \text{ fm}$ for central Au+Au collisions the present result gives $\hat{q} = 0.5 \pm 0.2 \text{ GeV}^2/\text{fm}$, in fair agreement with the JET collaboration result of $\hat{q} \approx 1.2 \pm 0.3 \text{ GeV}^2/\text{fm}$ at $\sqrt{s_{NN}} = 200 \text{ GeV}$.

I. INTRODUCTION

In the original BDMPSZ formalism [1, 2], the energy loss of an outgoing parton, $-dE/dx$, per unit length (x) of a medium with total length L , is proportional to the 4-momentum transfer-squared, q^2 , and takes the form:

$$\frac{-dE}{dx} \simeq \alpha_s \langle q^2(L) \rangle = \alpha_s \mu^2 L / \lambda_{\text{mfp}} = \alpha_s \hat{q} L \quad , \quad (1)$$

where μ , is the mean momentum transfer per collision, and the transport coefficient $\hat{q} = \mu^2 / \lambda_{\text{mfp}}$ is the 4-momentum-transfer-squared to the medium per mean free path, λ_{mfp} . Additionally, the accumulated momentum-squared, $\langle p_{\perp W}^2 \rangle$ transverse to a parton traversing a length L in the medium is well approximated by [1] $\langle p_{\perp W}^2 \rangle \approx \langle q^2(L) \rangle = \hat{q} L$. This results in a direct and simple relationship between the parton energy loss (Eq. 1) and the di-jet azimuthal broadening, $\langle p_{\perp W}^2 \rangle / 2$, because only one of the components of the accumulated momentum transverse to the outgoing parton is in the scattering plane, the other being along the beam axis for mid-rapidity di-jets.

It has long been established [3] that even in p+p collisions, or in the initial hard-scattered parton pair in A+A collisions, the mid-rapidity di-jets from hard-scattering are not back-to-back in azimuth but are acollinear with a net transverse momentum, $\langle p_T^2 \rangle_{\text{pair}} = 2 \langle k_T^2 \rangle$, where $\langle k_T \rangle$ is the average ‘intrinsic’ transverse momentum of a quark or gluon in a nucleon as defined by Feynman, Field and Fox [4]. Again, only the component of $\langle p_T^2 \rangle_{\text{pair}}$ perpendicular to the di-jet axis leads to acoplanarity. Thus

in an A+A collision the relationship in Eq. 2 should hold:

$$\langle \hat{q}L \rangle / 2 = \langle k_T^2 \rangle_{AA} - \langle k_T'^2 \rangle_{pp} \quad (2)$$

for azimuthal correlations of a trigger particle with p_{Tt} and away-side particles with p_{Ta} . It is important to note the ‘ \prime ’ in $\langle k_T'^2 \rangle_{pp}$, introduced here, which indicates that the k_T measured in p+p collisions for di-hadrons with p_{Tt} and p_{Ta} must be reduced to compensate for the energy loss of both the trigger and away parent partons when comparing to the k_T calculated with the same di-hadron p_{Tt} and p_{Ta} in Au+Au collisions.

Many experiments at RHIC, including recent experiments with di-hadron [5], jet-hadron [6] and di-jet [7] azimuthal correlations have searched for azimuthal broadening in Au+Au collisions compared to p+p collisions but have not found a significant difference in the azimuthal angular Gaussian width of the away-peaks. Here we shall reexamine the STAR di-hadron measurement [5] in terms of the out of plane component, p_{out} rather than the azimuthal angular width, taking account of the energy lost by the original parton-pair in Au+Au collisions when comparing to the p+p measurement.

II. HOW INFORMATION ABOUT THE INITIAL PARTONS CAN BE DERIVED FROM TWO-PARTICLE CORRELATIONS.

We shall calculate $\langle k_T^2 \rangle$ from p+p and Au+Au di-hadron measurements with the same trigger particle transverse momentum, p_{Tt} , away-side p_{Ta} and $x_h = p_{Ta}/p_{Tt}$. The di-hadrons are assumed to be fragments

of jets with transverse momenta \hat{p}_{Tt} and \hat{p}_{Ta} with ratio $\hat{x}_h = \hat{p}_{Ta}/\hat{p}_{Tt}$, where $z_t \simeq p_{Tt}/\hat{p}_{Tt}$ is the fragmentation variable, the fraction of momentum of the trigger particle in the trigger jet, and j_T is the jet fragmentation transverse momentum. The standard equation at RHIC comes from PHENIX [8], which we write in a slightly different form in Eq. 3:

$$\sqrt{\langle k_T^2 \rangle} = \frac{\hat{x}_h}{\langle z_t \rangle} \sqrt{\frac{\langle p_{\text{out}}^2 \rangle - (1 + x_h^2) \langle j_T^2 \rangle / 2}{x_h^2}} \quad (3)$$

Here $p_{\text{out}} \equiv p_{Ta} \sin \Delta \phi$ (see Fig. 1) and we have taken $\langle j_{Ta\phi}^2 \rangle = \langle j_{Tt\phi}^2 \rangle = \langle j_T^2 \rangle / 2$. The variable x_h (which STAR calls z_T) is used as an approximation of the variable $x_E = x_h \cos \phi$ of the original terminology from the CERN ISR where k_T was discovered and measured 40 years ago [3, 4, 9, 10].

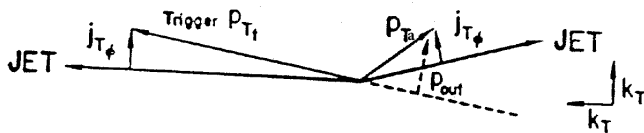


FIG. 1. Azimuthal projection of di-jet with trigger particle p_{Tt} and associated away-side particle p_{Ta} , and the azimuthal components $j_{T\phi}$ of the fragmentation transverse momentum. The initial state k_T of a parton in each nucleon is shown schematically: one vertical which gives an azimuthal decorrelation of the jets and one horizontal which changes the transverse momentum of the trigger jet.

A. Bjorken parent-child relation and ‘trigger-bias’ [11]

If the fragmentation function of the jet is a function only of the fragmentation variable z and not of the jet \hat{p} , then the single particle cross section has the same power law shape, $d^3\sigma/2\pi p_T dp_T dy \propto p_T^{-n}$, as the parent jet cross section.

Furthermore, large values of $\langle z_t \rangle = p_{Tt}/\hat{p}_{Tt}$ dominate the single-particle cross section (e.g. π^0) used as the trigger for the di-hadron (e.g. π^0 -h) measurement. This is called trigger-bias but is valid also for the simple single-particle measurements. Calculations of $\langle z_t \rangle$ vs. p_{Tt} for π^0 at $\sqrt{s_{NN}} = 200$ GeV are given in Ref. [12].

B. The energy loss of the trigger jet from p+p to Au+Au can be measured.

At RHIC, in p+p and Au+Au collisions as a function of centrality the π^0 p_T spectra with $5 < p_T \lesssim 20$ GeV/c all follow the same power law with $n \approx 8.10 \pm 0.05$ [13]. From the Bj parent-child relation, the energy loss of the trigger jet is found by measuring $\delta p_T/p_T^{pp}$, the shift in the π^0

spectra in Au+Au at a given p_T from the $\langle T_{AA} \rangle$ corrected p+p cross section (Fig. 2) [14]. The small dropoff of $\delta p_T/p_T^{pp}$ for $p_T \geq 14$ GeV/c indicates a small increase of n with increasing p_T .

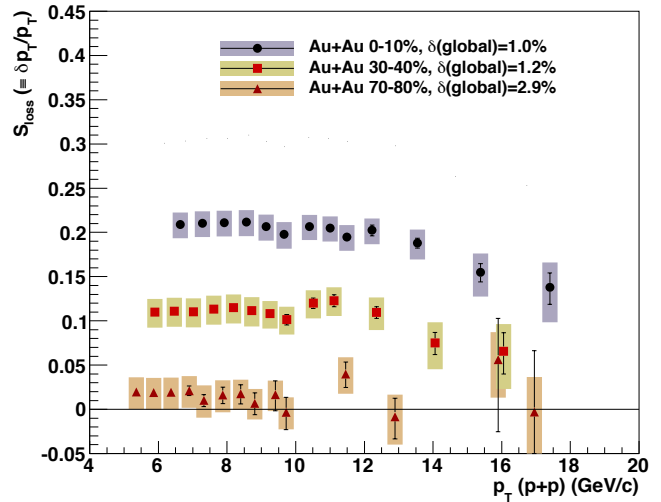


FIG. 2. p_T^{pp} dependence of $\delta p_T/p_T^{pp}$ of π^0 from p+p to Au+Au for the centralities indicated at $\sqrt{s_{NN}} = 200$ GeV [14].

It is important to note that the same value of n for the π^0 spectra in p+p and Au+Au collisions implies the same value of n for the original parton in p+p and the one that has lost energy in Au+Au. However $\langle z_t \rangle$ for p+p and Au+Au measurements may differ slightly because the maximum possible parton energy $\sqrt{s_{NN}}/2$ is reduced by the energy loss. The effect on $\langle z_t \rangle$ from p+p to Au+Au was estimated by increasing p_{Tt} in the calculation of $\langle z_t \rangle$ in p+p collisions [12] by the largest $\delta p_T/p_T^{pp} = 0.20$ for centrality 0-10% (Fig.2) with result for $p_{Tt} = 7.8$ GeV/c, $\langle z_t \rangle = 0.63 \pm 0.07$, and for $p_{Tt} = 7.8/0.80 = 8.78$ GeV/c, $\langle z_t \rangle = 0.66 \pm 0.06$. Since the difference for the largest $\delta p_T/p_T^{pp} = 0.20$ is considerably less than the error in the calculation, we shall use the measured or calculated $\langle z_t \rangle$ in p+p also for Au+Au with the same p_{Tt} .

C. The away particles from a hadron-trigger do not measure the fragmentation function [8]

It was generally assumed, as implied by Feynman, Field and Fox in 1977 [4], that the p_{Ta} (or x_E , or x_h) distribution of away-side hadrons from a single hadron trigger with p_{Tt} , corrected for $\langle z_t \rangle$, would be the same as that from a jet-trigger and would measure the away-jet fragmentation function as it does for direct photon triggers [15]. However, attempts to try this at RHIC led to the discovery [8] that the x_E distribution does not measure the fragmentation function. The good news was that it measured the ratio of the away jet to the trigger

jet transverse momenta, $\hat{x}_h = \hat{p}_{T_a}/\hat{p}_{T_t}$, Eq. 4

$$\left. \frac{dP_\pi}{dx_E} \right|_{p_{T_t}} = N(n-1) \frac{1}{\hat{x}_h} \frac{1}{\left(1 + \frac{x_E}{\hat{x}_h}\right)^n}, \quad (4)$$

with the value of $n = 8.10 (\pm 0.05)$ fixed as determined in Ref. [13], where n is the power-law of the inclusive π^0 spectrum and is observed to be the same in p+p and Au+Au collisions in the p_{T_t} range of interest as noted in section II B above.

III. HOW TO APPLY THIS INFORMATION TO FIND \hat{q} FROM P+P AND AU+AU DI-HADRON MEASUREMENTS

A recent STAR π^0 +h di-hadron measurement in p+p and Au+Au collision at $\sqrt{s_{NN}} = 200$ GeV [5] is used to measure $\langle \hat{q}L \rangle$ by calculating k_T in each case as in Eq. 2. For a di-jet produced in a hard scattering, the initial \hat{p}_{T_t} and \hat{p}_{T_a} will both be reduced by energy loss in the medium to become \hat{p}'_{T_t} and \hat{p}'_{T_a} that will be measured by the di-hadron correlations with p_{T_t} and p_{T_a} in Au+Au collisions. As both jets from the initial di-jet lose energy in the medium, the azimuthal angle between the di-jets from the $\langle k_T^2 \rangle$ in the original collision should not change unless the medium induces multiple scattering from \hat{q} . Thus, without \hat{q} and assuming the same fragmentation transverse momentum $\langle j_T^2 \rangle$ in the original jets and those that have lost energy, the p_{out} between the away hadron with p_{T_a} and the trigger hadron with p_{T_t} will not change (Fig. 1), but the $\langle k_T^2 \rangle$ will be reduced according to Eq. 3 because the ratio of the away to the trigger jets $\hat{x}'_h = \hat{p}'_{T_a}/\hat{p}'_{T_t}$ will be reduced. Thus the calculation of k'_T from the di-hadron p+p measurement to compare with Au+Au measurement with the same di-hadron trigger p_{T_t} and p_{T_a} must use the values of \hat{x}_h , and $\langle z_T \rangle$ from the Au+Au measurement to compensate for the energy lost by the original dijet in p+p collisions.

IV. CALCULATION OF $\langle \hat{q}L \rangle$ FROM THE STAR MEASUREMENT [5].

A. Determine $\langle p_{out}^2 \rangle$ from the π^0 -h correlation function

This is accomplished by fitting the π^0 -h correlation functions for $12 < p_{T_t} < 20$ GeV/c [5] to a gaussian in $\sin \Delta\phi$ for the away-side, $\pi/2 \leq \Delta\phi \leq 3\pi/2$ [8, 12, 16]; and a gaussian in $\Delta\phi$ for the trigger side $-\pi/2 \leq \Delta\phi \leq \pi/2$ (Fig. 3). The results for Au+Au 0-20% centrality are $\langle p_{out}^2 \rangle = 0.547 \pm 0.163$ (GeV/c)² $\chi^2/dof = 33/21$ for $1.2 < p_{T_a} < 3$ GeV/c and $\langle p_{out}^2 \rangle = 0.851 \pm 0.167$ (GeV/c)², $\chi^2/dof = 23/21$ for $3 < p_{T_a} < 5$ GeV/c. The same fits to the p+p measurements with the same p_{T_t} and p_{T_a} yielded $\langle p_{out}^2 \rangle = 0.263 \pm 0.113$ (GeV/c)²,

$\chi^2/dof = 186/21$ for $1.2 < p_{T_a} < 3$ GeV/c and $\langle p_{out}^2 \rangle = 0.576 \pm 0.167$ (GeV/c)², $\chi^2/dof = 137/21$ for $3 < p_{T_a} < 5$ GeV/c where the errors have been corrected up by $\sqrt{\chi^2/dof}$.

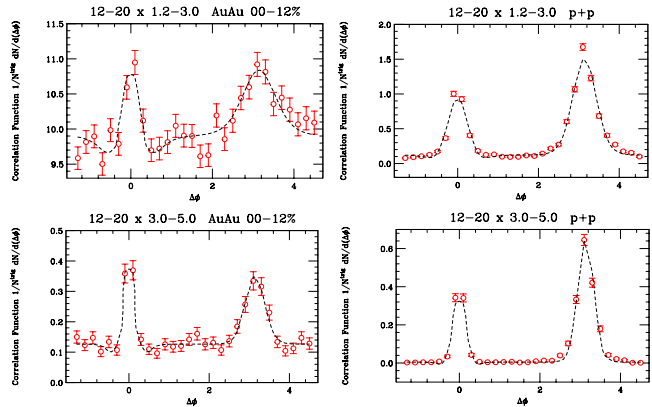


FIG. 3. Fits to STAR π^0 -h correlation functions for $12 < p_{T_t} < 20$ GeV/c [5] measured in central (0-20%) Au+Au collisions (left) and p+p collisions (right) : (top) $1.2 < p_{T_a} < 3$ GeV/c; (bottom) $3 < p_{T_a} < 5$ GeV/c.

B. Determine $\hat{x}_h = \hat{p}_{T_a}/\hat{p}_{T_t}$

This is done by a fit using Eq. 4 to the STAR measurements of what they call the away-side z_T distribution [5] (called the x_h or x_E distribution here) for $12 < p_{T_t} < 20$ GeV/c in p+p and Au+Au 0-12% centrality collisions (Fig. 4). There was a small problem here in that the fit using all the data points for the STAR Au+Au data didn't fit well. The fit using all the data points gave $\hat{x}_h = 0.31 \pm 0.02$ with $\chi^2/dof = 51/6$ which brought the error up to 0.06. A fit with the lowest point $z_T = 0.126$ left out, $0.23 < z_T < 0.85$, gave $\hat{x}_h = 0.75 \pm 0.08$. The weighted average of these two fits gave $\hat{x}_h^{AA} = 0.47 \pm 0.05$ which is consistent with the value 0.48 ± 0.10 for $9 \leq p_{T_t} \leq 12$ GeV/c from a PHENIX measurement [17, 18]. As a compromise the value $\hat{x}_h^{AA} = 0.48 \pm 0.10$ was used in the calculations (see Fig. 4).

The value of \hat{x}_h for the p+p measurement, although not needed for determining $\langle \hat{q}L \rangle$ in the present method, was determined for the STAR p+p data with fitted result $\hat{x}_h^{pp} = 0.84 \pm 0.03$ where the fit error, 0.006 with $\text{chisq}=182/6$, was multiplied by 5.5. This is reasonable and is in decent agreement with the result $\hat{x}_h^{pp} = 0.73 \pm 0.04$ for $9 \leq p_{T_t} \leq 12$ GeV/c from the PHENIX measurement (Fig. 4).

C. Determine $\langle z_t \rangle$

This was the easiest part of the calculation because STAR [5] had determined that $\langle z_t \rangle = 0.80 \pm 0.05$ in their p+p collisions for π^0 with $12 < p_{T_t} < 20$ GeV/c.

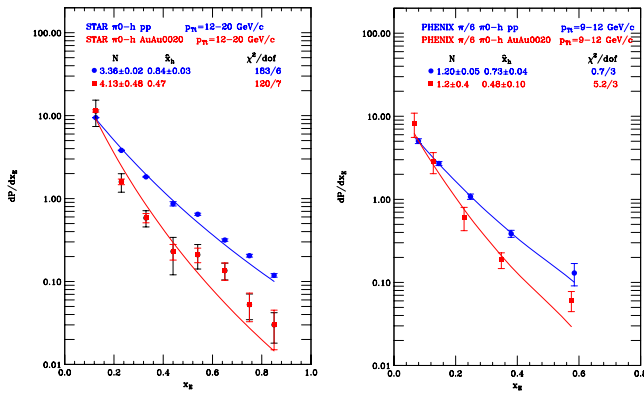


FIG. 4. a) (left) Fits using Eq. 4 to the STAR away-side z_T distributions [5] in p+p and Au+Au 0-12% centrality for $12 < p_{Tt} < 20$ GeV/c. The Au+Au curve is a fit with $\hat{x}_h^{AA} = 0.47$. The χ^2/dof is from the statistical errors only. b) (right) Fits to PHENIX x_E distributions [17, 18] in p+p and Au+Au for π^0 -h correlations with $9 \leq p_{Tt} \leq 12$ GeV/c

D. Calculate $\langle k_T^2 \rangle_{AA}$, $\langle k_T^2 \rangle_{pp}$, $\langle \hat{q}L \rangle / 2$

The $\langle p_{out}^2 \rangle$ values from the fits to the correlation functions in p+p and Au+Au plus the results for $\hat{x}_h^{AA} = 0.47 \pm 0.10$, $\langle z_t \rangle = 0.80 \pm 0.05$ above are used to calculate $\sqrt{\langle k_T^2 \rangle}$ using Eq. 3 with the value $\sqrt{\langle j_T^2 \rangle} = 0.62 \pm 0.04$ GeV/c [8, 12] for both p+p and Au+Au. Equation 5 is used for $\langle \hat{q}L \rangle / 2$. The results are given in Table I.

$$\langle \hat{q}L \rangle / 2 = \left[\frac{\hat{x}_h}{\langle z_t \rangle} \right]^2 \left[\frac{\langle p_{out}^2 \rangle_{AA} - \langle p_{out}^2 \rangle_{pp}}{x_h^2} \right]. \quad (5)$$

TABLE I. Tabulations for \hat{q} -STAR π^0 -h [5]

STAR PLB760			
$\sqrt{s_{NN}} = 200$	$\langle p_{Tt} \rangle$	$\langle p_{Ta} \rangle$	$\sqrt{\langle p_{out}^2 \rangle}$
Reaction	GeV/c	GeV/c	GeV/c
p+p	14.71	1.72	0.263 ± 0.113
p+p	14.71	3.75	0.576 ± 0.167
Au+Au 0-12%	14.71	1.72	0.547 ± 0.163
Au+Au 0-12%	14.71	3.75	0.851 ± 0.203
p+p comp	14.71	1.72	0.263 ± 0.113
p+p comp	14.71	3.75	0.576 ± 0.167
	$\sqrt{\langle k_T^2 \rangle_{AA}}$	$\sqrt{\langle k_T^2 \rangle_{pp}}$	$\langle \hat{q}L \rangle$
Reaction	GeV/c	GeV/c	GeV ²
Au+Au 0-12%	2.98 ± 0.67	1.31 ± 0.32	14.3 ± 6.4
Au+Au 0-12%	1.85 ± 0.41	1.40 ± 0.32	2.92 ± 1.48

For completeness, the results for $\sqrt{\langle k_T^2 \rangle_{pp}}$ with the p+p values $\hat{x}_h^{pp} = 0.84 \pm 0.03$, $\langle z_t \rangle = 0.80 \pm 0.05$ are given in Table II.

TABLE II. Tabulations for \hat{q} -STAR π^0 -h [5]

	$\langle p_{Tt} \rangle$	$\langle p_{Ta} \rangle$	$\sqrt{\langle k_T^2 \rangle_{pp}}$
Reaction	GeV/c	GeV/c	GeV/c
p+p	14.71	1.72	2.35 ± 0.29
p+p	14.71	3.75	2.51 ± 0.23

V. DISCUSSION AND CONCLUSION

For the $12 < p_{Tt} < 20$ ($\langle p_{Tt} \rangle = 14.71$) GeV/c, $1.2 < p_{Ta} < 3$ ($\langle p_{Ta} \rangle = 1.72$) GeV/c bin, the result of $\langle \hat{q}L \rangle = 14.3 \pm 6.4$ GeV² agrees with the Ref. [19] result, $\langle \hat{q}L \rangle = 14_{-14}^{+42}$ GeV², but is not consistent with zero and has a much smaller error. On the other hand our result for the STAR $3 < p_{Ta} < 5$ ($\langle p_{Ta} \rangle = 3.75$) GeV/c bin, $\langle \hat{q}L \rangle = 2.92 \pm 1.48$ GeV², can be viewed to be in agreement with the lower p_{Ta} bin, or can be taken as consistent with zero. If the different p_{Ta} ranges do not change the original di-jet configuration, then the value of $\langle \hat{q}L \rangle$ should be equal in both ranges and can be weighted averaged with a result of $\langle \hat{q}L \rangle = 3.5 \pm 1.4$ GeV². Taking a good guess for $\langle L \rangle$ in an Au+Au central collision as 7 fm, half the diameter of an Au nucleus, the result would be $\hat{q} = 0.5 \pm 0.2$ GeV²/fm, not in disagreement but lower than the result of the JET collaboration [20] $\hat{q} = 1.2 \pm 0.3$ GeV²/fm.

The new method presented here gives results for $\langle \hat{q}L \rangle$ in agreement with the theoretical calculations noted [19, 20] but is more straightforward and transparent for experimentalists. This is possibly the first experimental evidence for the di-jet azimuthal broadening predicted [1, 2]. It should be noted that the weakest link in this calculation, which dominates the error, is the value of $\hat{x}_h = \hat{p}_{Ta} / \hat{p}_{Tt}$ calculated from the p_{Ta} distribution for fixed p_{Tt} (Fig. 4). Equation 4 has neither been verified nor falsified by a measurement of di-hadron correlations with a di-jet trigger; and it would be enlightening if this could be done in the future. Also further measurements of π^0 -h correlations with better statistics would be extremely valuable.

ACKNOWLEDGMENTS

Research supported by U. S. Department of Energy, Contract No. DE-SC0012704.

[1] R. Baier, Yu. L. Dokshitzer, A. H. Mueller, S. Peigne and D. Schiff, Nucl. Phys. B **484**, 265-282 (1997).

[2] R. Baier, D. Schiff, and B. G. Zakharov, ARNPS **50**, 37-69 (2000).

- [3] CCHK Collab., (M. Della Negra *et al.*), Nucl. Phys. B**127**, 1-42 (1977).
- [4] R. P. Feynman, R. D. Field and G. C. Fox, Nucl. Phys. B**128**, 1-65 (1977).
- [5] STAR Collab, (L. Adamczyk *et al.*), Phys. Lett. B**760**, 689-696 (2016).
- [6] STAR Collab, (L. Adamczyk *et al.*), Phys. Rev. Lett. **112**, 122301 (2014).
- [7] STAR Collab, (P. M. Jacobs, A. Schmah *et al.*), Nucl. Phys. A**956**, 641-644 (2016).
- [8] PHENIX Collab., (S. S. Adler *et al.*), Phys. Rev. D**74**, 072002 (2006).
- [9] P. Darriulat *et al.*, Nucl. Phys. B**107**, 429-456 (1976).
- [10] CCOR Collab., (A. L. S. Angelis *et al.*), Phys. Lett. B**97**, 163-168 (1977).
- [11] M. Jacob and P. V. Landshoff, Phys. Repts. **48**, 285-350 (1978).
- [12] PHENIX Collab., (A. Adare *et al.*), Phys. Rev. D**81**, 012002 (2010).
- [13] PHENIX Collab., (A. Adare *et al.*), Phys. Rev. Lett. **101**, 232301 (2008).
- [14] PHENIX Collab., (A. Adare *et al.*), Phys. Rev. C**87**, 034911 (2013).
- [15] PHENIX Collab., (A. Adare *et al.*), Phys. Rev. D**82**, 072001 (2010).
- [16] PHENIX Collab., (A. Adare *et al.*), arXiv:1609.04769 [hep-ex]
- [17] PHENIX Collab., (A. Adare *et al.*), Phys. Rev. Lett. **104**, 252301 (2010).
- [18] M. J. Tannenbaum, J. Phys: Conf. Series **589**, 012019 (2015).
- [19] L. Chen, G.-Y. Qin, S.-Y. Wei, B.-W. Xiao and H.-Z. Zhang, arXiv:1607.09132.
- [20] JET Collab., (K. M. Burke *et al.*), Phys. Rev. C**90**, 014909 (2014).