

Symbolic, Distributed and Distributional Representations for Natural Language Processing in the Era of Deep Learning: a Survey

LORENZO FERRONE, University of Rome Tor Vergata

and FABIO MASSIMO ZANZOTTO, University of Rome Tor Vergata

Natural language and symbols are intimately correlated. Recent advances in machine learning (ML) and in natural language processing (NLP) seem to contradict the above intuition: symbols are fading away, erased by vectors or tensors called *distributed* and *distributional representations*. However, there is a strict link between distributed/distributional representations and symbols, being the first an approximation of the second. A clearer understanding of the strict link between distributed/distributional representations and symbols will certainly lead to radically new deep learning networks. In this paper we make a survey that aims to draw the link between symbolic representations and distributed/distributional representations. This is the right time to revitalize the area of interpreting how symbols are represented inside neural networks.

1. INTRODUCTION

Natural language and symbols are intimately correlated. Sounds are transformed in letters or ideograms and these symbols are composed to obtain words. Words then form sentences and sentences form texts, discourses, dialogs, which ultimately convey knowledge, emotions, and so on. This composition of symbols in words and of words in sentences follow rules that both the hearer and the speaker know [Chomsky 1957]. Hence, thinking to natural language understanding systems, which are not based on symbols, seems to be an heresy.

Recent advances in machine learning (ML) and in natural language processing (NLP) seem to contradict the above intuition: symbols are fading away, erased by vectors or tensors called *distributed* and *distributional representations*. In ML, *distributed representations* are pushing deep learning models [LeCun et al. 2015; Schmidhuber 2015] towards amazing results in many high-level tasks such as image recognition [He et al. 2016; Simonyan and Zisserman 2014; Zeiler and Fergus 2014], image generation [Goodfellow et al. 2014] and image captioning [Vinyals et al. 2015b; Xu et al. 2015], machine translation [Bahdanau et al. 2014; Zou et al. 2013], syntactic parsing [Vinyals et al. 2015a; Weiss et al. 2015] and even game playing at human level [Silver et al. 2016; Mnih et al. 2013]. In NLP, *distributional representations* are pursued as a more flexible way to represent semantics of natural language, the so-called *distributional semantics* (see [Turney and Pantel 2010]). Distributed representations are vectors or tensors of real number representing the meaning of words, phrases and sentences. Vectors for words are obtained using corpora. Instead, as a complete semantic representation, vectors for phrases [Mitchell and Lapata 2008; Baroni and Zamparelli 2010; Clark et al. 2008; Grefenstette and Sadrzadeh 2011; Zanzotto et al. 2010] and sentences [Socher et al. 2011; Socher et al. 2012; Kalchbrenner and Blunsom 2013] are obtained by composing vectors for words. Hence, reasoning with symbols in natural language applications seem to be a relic of an ancient past.

The success of distributed and distributional representations over symbolic approaches is mainly due to the advent of new parallel paradigms that pushed neural networks [Rosenblatt 1958; Werbos 1974] towards deep learning [LeCun et al. 2015; Schmidhuber 2015]. Massively parallel algorithms running on Graphic Processing Units (GPUs) [Chetlur et al. 2014; Cui et al. 2015] crunch vectors, matrices and tensors faster than decades ago. The back-propagation algorithm can be now computed for complex and large neural networks. Symbols are not needed any more during “reasoning”, that is, the neural network learning and its application. They only survive as input and output of these wonderful learning machines.

However, there is a strict link between distributed/distributional representations and symbols, being the first an approximation of the second [Plate 1994; Plate 1995; Ferrone and Zanzotto 2014; Ferrone et al. 2015]. The representation of the input and the output of these networks is not that far from their internal representation. The similarity and the interpretation of the internal representation is clearer in image processing. In fact, networks are generally interpreted visualizing how subparts represent salient subparts of target images. Both input images and subparts are tensors of real number. Hence, these networks can be examined and understood. The same does not apply to natural language processing with its symbols. NLP-related networks are a *deep* mystery.

A clearer understanding of the strict link between distributed/distributional representations and symbols will certainly lead to radically new deep learning networks. It is then the dawn of a new range of possibilities: understanding what part of the current symbolic techniques for natural language processing have a sufficient representation in deep neural networks; and, ultimately, understanding whether a more brain-like model – the neural networks – is compatible with methods for syntactic parsing or semantic processing that have been defined in these decades of studies in computational linguistics and natural language processing. There is thus a tremendous opportunity to understand whether and how symbolic representations are used and emitted in a brain model.

In this paper we make a survey that aims to draw the link between symbolic representations and distributed/distributional representations. This is the right time to revitalize the area of interpreting how symbols are represented inside neural networks. In our opinion, this survey will help to devise new deep neural networks that can exploit existing and novel symbolic models of classical natural language processing tasks.

The paper is structured as follow: first we give an introduction to the very general concept of representations and the difference between *local* and *distributed* representations [Plate 1995]. After that we present each techniques in detail. Afterwards, we focus on distributional representations [Turney and Pantel 2010], which we treat as a specific example of a distributed representation. Finally we discuss more in depth the general issue of compositionality, analyzing three different approaches to the problem: compositional distributional semantics [Clark et al. 2008; Baroni et al. 2014], holographic reduced representations [Plate 1994; Neumann 2001], and recurrent neural networks [Kalchbrenner and Blunsom 2013; Socher et al. 2012].

2. SYMBOLIC AND DISTRIBUTED REPRESENTATIONS: INTERPRETABILITY AND COMPOSABILITY

The winning models for learning and searching over textual data have imposed *distributed representations* as a way to observe *symbolic representations*, that is, symbols, words, word sequences, syntactic structures and semantic assertions.

Symbolic representations have two important features:

interpretability – symbolic representations are *intepretable* in the sense that we can read them;

composability – more complex symbolic representations can be obtained *composing* basic symbols with strong combination rules and basic symbols are still recognizable in complex representations.

An example of composability is the following. Given the set of basic symbols $\mathcal{D} = \{mouse, cat, a, catches, (,)\}$, we can compose symbols as sequences, e.g.:

a cat catches a mouse,

or as structures, e.g.:

$$((a \text{ cat}) (\text{catches } (a \text{ mouse})))$$

If symbols and composing rules are interpretable, sequences or structures of symbols are still interpretable. Moreover, composing symbols can be recovered from these complex representations.

Distributed representations are vectors or tensors in metric spaces which underly learning models such as neural networks and also some models based on kernel methods [Zanzotto and Dell’Arciprete 2012a]. Hence, observing textual data as distributed representations is the only way to reason about texts in these metric spaces.

To clarify what are distributed representations, we first describe what are *local representations* (as referred in [Plate 1995]), that is, common feature vectors used to represent symbols, sequences of symbols [Lodhi et al. 2002; Cancedda et al. 2003] or symbolic structures [Haussler 1999; Collins and Duffy 2001] in kernel machines [Cristianini and Shawe-Taylor 2000] or in searching models such as the vector space model [Salton 1989]. Given a set of symbols \mathcal{D} , a local representation maps the i -th symbol in \mathcal{D} to the i -th unit vector \mathbf{e}_i in \mathbb{R}^n , where n is the cardinality of \mathcal{D} . Hence, the i -th unit vector represents the i -th symbol. For example, the above set \mathcal{D} may be represented as:

$$\begin{aligned} \text{mouse} &\rightarrow \mathbf{e}_1 = (1 \ 0 \ 0 \ 0 \ 0 \ 0)^T \\ \text{cat} &\rightarrow \mathbf{e}_2 = (0 \ 1 \ 0 \ 0 \ 0 \ 0)^T \\ \text{a} &\rightarrow \mathbf{e}_3 = (0 \ 0 \ 1 \ 0 \ 0 \ 0)^T \\ \text{catches} &\rightarrow \mathbf{e}_4 = (0 \ 0 \ 0 \ 1 \ 0 \ 0)^T \\ (&\rightarrow \mathbf{e}_5 = (0 \ 0 \ 0 \ 0 \ 1 \ 0)^T \\) &\rightarrow \mathbf{e}_6 = (0 \ 0 \ 0 \ 0 \ 0 \ 1)^T \end{aligned}$$

Representing a sequence s of symbols with local representations is generally done in two ways: (1) a *sequence of vectors* and (2) a *bag-of-symbols*. In the first way, a sequence is represented with the sequence of vectors representing the symbols in the sequence, for example, the sequence *a cat catches a mouse* is:

$$a \text{ cat catches a mouse} \rightarrow \mathbf{s} = \begin{pmatrix} 0 & 0 & 0 & 0 & 1 \\ 0 & 1 & 0 & 0 & 0 \\ 1 & 0 & 0 & 1 & 0 \\ 0 & 0 & 1 & 0 & 0 \\ 0 & 0 & 0 & 0 & 0 \\ 0 & 0 & 0 & 0 & 0 \end{pmatrix}$$

This first way is used in recurrent neural networks. In the second way, a sequence is represented with one vector generally obtained with a weighted sum of vectors representing symbols, that is, it is generally referred as *bag-of-symbols*. For example, the previous sequence is:

$$a \text{ cat catches a mouse} \rightarrow \mathbf{s} = \begin{pmatrix} 1 \\ 1 \\ 2 \\ 1 \\ 0 \\ 0 \end{pmatrix}$$

where vectors have been summed with a weight of 1. This second way is often referred as bag-of-words model in information retrieval [Salton 1989] when basic symbols are words. The part of the name *bag-of* wants to stress that words or other symbols are treated independently although these words are in sequences.

A local representation is a wonderful proxy for a *symbolic* representation. When sequences are *sequence of vectors*, this is straightforward. Sequences of vectors represents sequences as they are. Each vector has a one-to-one mapping to a symbol. Hence, symbolic sequences can be fully reconstructed. When sequences are bag-of-symbol vectors, symbolic sequences cannot be fully reconstructed but it is possible to know which symbols were in the sequence. Hence, local representations are a convenient way to map a symbolic representation in a form that can be used in a learning model.

However, local representations are extremely inefficient in situations when the size of the symbol set grows and where sparse vectors cannot be used (for example, in deep neural networks). Moreover, these local representations lack in the ability to capture interesting properties of datasets. This is where distributed representations come from.

Instead, *distributed representations* hide symbols and sequences of symbols in vectors where each dimension is not a symbol but the whole vector represent a symbol or a sequence of symbols. To give an intuition on how this can be pursued, let's take the above set \mathcal{D} . A different way to represent the set \mathcal{D} is to treat each element not as a unanalyzable entity, uncorrelated to everything else, but as something which possess some properties, and then use those properties to represent each item. Words and symbols in \mathcal{D} can be distinguished with these properties: number of vowels, number of consonants and, finally, number of non-alphabetic symbols. Given these properties one could then devise the following representation:

$$\begin{aligned} \text{mouse} &\rightarrow (3 \ 2 \ 0)^T \\ \text{cat} &\rightarrow (2 \ 1 \ 0)^T \\ \text{a} &\rightarrow (1 \ 0 \ 0)^T \\ \text{catches} &\rightarrow (5 \ 2 \ 0)^T \\ (&\rightarrow (0 \ 0 \ 1)^T \\) &\rightarrow (0 \ 0 \ 1)^T \end{aligned}$$

This is a simple example of a *distributed* representation. In a distributed representation [Plate 1995; Hinton et al. 1986] the informational content is distributed (hence the name) among multiple units, and at the same time each unit can contribute to the representation of multiple elements.

A distributed representation has two evident advantages with respect to a local representation: it is more efficient (in the example, the representation uses only 3 numbers instead of 6) and it does not treat each element as being equally different to any other. In fact, *mouse* and *cat* in this representation are more similar than *mouse* and *a*. In other words, this representation captures by construction something interesting about the set of symbols.

Unfortunately, distributed representations are harder to be interpreted than symbolic structures and have not a clear model to compose symbols in larger structures.

We then re-define the two properties *Interpretability* and *Composability* for distributed representations. These two properties want to measure how far are distributed representations from symbolic representations.

Interpretability. Interpretability is the possibility of decoding distributed representations, that is, extracting the embedded symbolic representations. This is an important characteristic but it must be noted that it's not a simple yes-or-no classification. It is more a degree associated to specific representations. In fact, even if each component of a vector representation does not have a specific meaning, this does not mean that the representation is not interpretable as a whole, or that symbolic information cannot be recovered from it. For this reason, we can categorize the degree of interpretability of a representation as follows:

human-interpretable – each dimension of a representation has a specific meaning;

decodable – the representation may be obscure, but it can be decoded into an interpretable, symbolic representation.

Composability. Composability is the possibility of composing basic distributed representations with strong rules and of decomposing back composed representations with inverse rules. Generally, in NLP, basic distributed representations refer to basic symbols. It is worth noticing that that composability is related but is not the same concept of compositionality. Composability describes how vectors or symbols can be composed to represent larger structures. Compositionality instead describes how the semantic of large structures can be obtained using the semantic of the components. In distributed or, better, in distributional semantic representations [Baroni et al. 2014; Mitchell and Lapata 2010] these two concepts often coincide.

The two axes of *Interpretability* and *Composability* will be used to describe the presented distributed representations as we are interested in understanding whether or not a representation can be used to represent structures or sequences and whether it is possible to extract back the underlying structure or sequence given a distributed representation. It is clear that a local representation is more interpretable than a distributed representation. Yet, both representations lack in composability when sequences or structures are collapsed in vectors or tensors that do not depend on the length of represented sequences or structures. For example, the bag-of-symbol local representation does not take into consideration the order of the symbols in the sequence.

3. STRATEGIES TO OBTAIN DISTRIBUTED REPRESENTATIONS FROM SYMBOLS

There is a wide range of techniques to transform symbolic representations in distributed representations. When combining natural language processing and machine learning, this is a major issue: transforming symbols, sequences of symbols or symbolic structures in vectors or tensors that can be used in learning machines. These techniques generally propose a function η to transform a *local representation* with a large dimensionality in a *distributed representation* with a low dimensionality:

$$\eta: \mathbb{R}^n \rightarrow \mathbb{R}^d$$

This function is often called *encoder*.

The techniques described in this section generally starts from a collection of vectors obtained from a collection of sequences of symbols. These vectors generally represent sequences or structures with a *bag-of-symbol* representation. As running example, we give the following where *bag-of-symbol* representations are obtained by simple counting the occurrences of

symbols in the sequence. Symbols are words. The collection of sequences, that is the corpus, is Table I.

s_1	<i>a cat catches a mouse</i>
s_2	<i>a dog eats a mouse</i>
s_3	<i>a dog catches a cat</i>

Table I: A very small corpus

Hence, the local representation of these sequences is represented by the following matrix:

$$X = \begin{matrix} & & s_1 & s_2 & s_3 \\ & a & \begin{pmatrix} 2 & 2 & 2 \\ 1 & 0 & 1 \\ 0 & 1 & 1 \\ 1 & 1 & 0 \\ 1 & 0 & 1 \\ 0 & 1 & 0 \end{pmatrix} \\ & cat & \\ & dog & \\ & mouse & \\ & catches & \\ & eats & \end{matrix} \quad (1)$$

where rows represent symbols and columns are the bag-of-symbol representations of the sequences of symbols s_i in the collection.

We propose to categorize techniques to obtain distributed representations in two broad categories, showing some degree of overlapping:

- representations derived from dimensionality reduction techniques;
- learned representations

In the rest of the section, we will introduce the different strategies according to the proposed categorization. Moreover, we will emphasize its degree of interpretability for each representation and its related function η by answering to two questions:

- Has a specific dimension in \mathbb{R}^d a clear meaning?
- Can we decode an encoded symbolic representation? In other words, assuming a decoding function $\delta: \mathbb{R}^d \rightarrow \mathbb{R}^n$, how far is $v \in \mathbb{R}^n$, which represents a symbolic representation, from $v' = \delta(\eta(v))$?

Instead, composability of the resulting representations will be analyzed in Sec. 5.

3.1. Dimensionality reduction

Dimensionality reduction techniques were born in order to deal with high-dimensional data. High-dimensional data present two main challenges to work with. The first is computational in nature: some algorithm scale poorly with the increasing of the dimensions, making some problems intractable. The second is theoretical and is usually called the *curse of dimensionality* [Friedman 1997; Daum and Huang 2003; Keogh and Mueen 2011; Bellman and Corporation 1957]: the number of samples one needs in order to perform useful inference on a dataset increases exponentially with the dimensionality of the representation.

Dimensionality reduction techniques are thus algorithms that generally extract a linear function $\eta = W \in \mathbb{R}^{d \times n}$ that transform local representations \mathbf{v} in a space \mathbb{R}^n into distributed representations

$$\eta(\mathbf{v}) = W\mathbf{v}$$

in a lower dimensional space \mathbb{R}^d , while preserving as much as possible the properties of the original space. The properties that algorithms preserve vary among techniques and can be divided *statistical* properties and in *topological* properties:

- statistical properties concerns things like variance of the dataset (as in *Principal Component Analysis* [Markovsky 2012]) or other measures of information content.
- topological properties concern things like nearest-neighbour or pairwise distance of elements as in Laplacian Eigenmaps [Belkin and Niyogi 2001] or random projections [Johnson and Lindenstrauss 1984; Sahlgren 2005; Bingham and Mannila 2001]

3.1.1. Principal Component Analysis. Principal Component Analysis (PCA) [Markovsky 2012; Pearson 1901] is a linear method which reduces the number of dimensions by projecting \mathbb{R}^n into the “best” linear subspace of a given dimension d by using the a set of data points. The “best” linear subspace is a subspace where dimensions maximize the variance of the data points in the set. PCA can be interpreted either as a probabilistic method or as a matrix approximation and is then usually known as *truncated singular value decomposition*. We are here interested in describing PCA as probabilistic method as it related to the *interpretability* of the related *distributed representation*.

As a probabilistic method, PCA finds an orthogonal projection matrix $W_d \in \mathbb{R}^{n \times d}$ such that the variance of the projected set of data points is maximized. The set of data points is referred as a matrix $X \in \mathbb{R}^{m \times n}$ where each row $\mathbf{x}_i^T \in \mathbb{R}^n$ is a single observation. Hence, the variance that is maximized is $\hat{X}_d = XW_d^T \in \mathbb{R}^{m \times d}$.

More specifically, let’s consider the first weight vector \mathbf{w}_1 , which maps an element of the dataset \mathbf{x} into a single number $\langle \mathbf{x}, \mathbf{w}_1 \rangle$. Maximizing the variance means that \mathbf{w} is such that:

$$\mathbf{w}_1 = \arg \max_{\|\mathbf{w}\|=1} \sum_i (\langle \mathbf{x}_i, \mathbf{w} \rangle)^2$$

and it can be shown that the optimal value is achieved when \mathbf{w} is the eigenvector of $X^T X$ with largest eigenvalue. This then produces a projected dataset:

$$\hat{X}_1 = X^T W_1 = X^T \mathbf{w}_1$$

The algorithm can then compute iteratively the second and further components by first subtracting the components already computed from X :

$$X - X\mathbf{w}_1\mathbf{w}_1^T$$

and then proceed as before. However, it turns out that all subsequent components are related to the eigenvectors of the matrix $X^T X$, that is, the d -th weight vector is the eigenvector of $X^T X$ with the d -th largest corresponding eigenvalue.

The encoding matrix for distributed representations derived with a PCA method is the matrix:

$$W_d = \begin{bmatrix} \mathbf{w}_1 \\ \mathbf{w}_2 \\ \dots \\ \mathbf{w}_d \end{bmatrix} \in \mathbb{R}^{d \times n}$$

where \mathbf{w}_i are eigenvectors with eigenvalues decreasing with i . Hence, local representations $\mathbf{v} \in \mathbb{R}^n$ are represented in distributed representations in \mathbb{R}^d as:

$$\eta(\mathbf{v}) = W_d \mathbf{v}$$

Hence, vectors $\eta(\mathbf{v})$ are *human-interpretable* as their dimensions represent linear combinations of dimensions in the original local representation and these dimensions are ordered according to their importance in the dataset, that is, their variance. Moreover, each dimension is a linear combination of the original symbols. Then, the matrix W_d reports on which combination of the original symbols is more important to distinguish data points in the set.

Moreover, vectors $\eta(\mathbf{v})$ are *decodable*. The decoding function is:

$$\delta(\mathbf{v}') = W_d^T \mathbf{v}'$$

and $W_d^T W_d = I$ if d is the rank of the matrix X , otherwise it is a degraded approximation (for more details refer to [Fodor 2002; Sorzano et al. 2014]). Hence, distributed vectors in \mathbb{R}^d can be decoded back in the original symbolic representation with a degree of approximation that depends on the distance between d and the rank of the matrix X .

The compelling limit of PCA is that all the data points have to be used in order to obtain the encoding/decoding matrices. This is not feasible in two cases. First, when the model has to deal with big data. Second, when the set of symbols to be encoded is extremely large. In this latter case, local representations cannot be used to produce matrices X for applying PCA.

Moreover, PCA is not *composable*. In fact, PCA-related distributed representation can encode only bag-of-symbols.

3.1.2. Random Projections. *Random projection* (RP) [Bingham and Mannila 2001; Fodor 2002] is a technique based on random matrices $W_d \in \mathbb{R}^{d \times n}$. Generally, the rows of the matrix W_d are sampled from a Gaussian distribution with zero mean, and normalized as to have unit length [Johnson and Lindenstrauss 1984] or even less complex random vectors [Achlioptas 2003]. Random projections from Gaussian distributions approximately preserves pairwise distance between points (see the *Johnson-Lindenstrauss Lemma* [Johnson and Lindenstrauss 1984]), that is, for any vector $x, y \in X$:

$$(1 - \varepsilon) \|\mathbf{x} - \mathbf{y}\|^2 \leq \|W\mathbf{x} - W\mathbf{y}\|^2 \leq (1 + \varepsilon) \|\mathbf{x} - \mathbf{y}\|^2$$

where the approximation factor ε depends on the dimension of the projection, namely, to assure that the approximation factor is ε , the dimension k must be chosen such that:

$$k \geq \frac{8 \log(m)}{\varepsilon^2}$$

Constraints for building the matrix W can be significantly relaxed to less complex random vectors [Achlioptas 2003]. Rows of the matrix can be sampled from very simple zero-mean distributions such as:

$$W_{ij} = \sqrt{3} \begin{cases} +1 & \text{with probability } \frac{1}{6} \\ -1 & \text{with probability } \frac{1}{6} \\ 0 & \text{with probability } \frac{2}{3} \end{cases}$$

without the need to manually ensure unit-length of the rows, and at the same time providing a significant speed up in computation due to the sparsity of the projection.

Unfortunately, vectors $\eta(\mathbf{v})$ are not *human-interpretable* as, even if their dimensions represent linear combinations of dimensions in the original local distribution, these dimensions have not an interpretation or particular properties.

On the contrary, vectors $\eta(\mathbf{v})$ are *decodable*. The decoding function is:

$$\delta(\mathbf{v}') = W_d^T \mathbf{v}'$$

and $W_d^T W_d \approx I$ when W_d is derived using Gaussian random vectors. Hence, distributed vectors in \mathbb{R}^d can be approximately decoded back in the original symbolic representation with a degree of approximation that depends on the distance between d .

The major advantage of RP with respect to PCA is that the matrix X of all the data points is not needed to derive the matrix W_d . Moreover, the matrix W_d can be produced *-la-carte* starting from the symbols encountered so far in the encoding procedure. In fact, it is sufficient to generate new Gaussian vectors for new symbols when they appear.

However, also RP as described in this section are not *composable*. As PCA-related distributed representation, RP can model only bag-of-symbols.

3.2. Learned representation

Learned representations differ from the dimensionality reduction techniques by the fact that: (1) encoding/decoding functions may not be linear; (2) learning can optimize functions that are different with respect to the target of PCA; and, (3) solutions are not derived in a closed form but are obtained using optimization techniques such as *stochastic gradient descent*.

Learned representation can be further classified into:

- *task-independent representations* learned with a standalone algorithm (as in *autoencoders* [Socher et al. 2011; Liou et al. 2014]) which is independent from any task, and which learns a representation that only depends from the dataset used;
- *task-dependent representations* learned as the first step of another algorithm (this is called *end-to-end training*), usually the first layer of a deep neural network. In this case the new representation is driven by the task.

3.2.1. Autoencoder. Autoencoders are a task independent technique to learn a distributed representation encoder $\eta: \mathbb{R}^n \rightarrow \mathbb{R}^d$ by using local representations of a set of examples [Socher et al. 2011; Liou et al. 2014]. The distributed representation encoder η is half of an autoencoder.

An autoencoder is a neural network that aims to reproduce an input vector in \mathbb{R}^n as output by passing in a hidden layer(s) that are in \mathbb{R}^d . Given $\eta: \mathbb{R}^n \rightarrow \mathbb{R}^d$ and $\delta: \mathbb{R}^d \rightarrow \mathbb{R}^n$ as the encoder and the decoder, respectively, an autoencoder aims to maximize the following function:

$$\mathcal{L}(\mathbf{x}, \mathbf{x}') = \|\mathbf{x} - \mathbf{x}'\|^2$$

where

$$\mathbf{x}' = \delta(\eta(\mathbf{x}))$$

The encoding and decoding module are two neural networks, which means that they are functions depending on a set of parameters θ of the form

$$\begin{aligned} \eta_{\theta}(x) &= s(Wx + b) \\ \delta_{\theta'}(y) &= s(W'y + b') \end{aligned}$$

where the parameters of the entire model are $\theta, \theta' = \{W, b, W', b'\}$ with W, W' matrices, b, b' vectors and s is a function that can be either a non-linearity sigmoid shaped function, or in some cases the identity function. In some variants the matrices W and W' are constrained to $W^T = W'$. This model is different with respect to PCA due to the target loss function and the use of non-linear functions.

Autoencoders have been further improved with *denoising autoencoders* [Vincent et al. 2010; Vincent et al. 2008; Masci et al. 2011] that are a variant of autoencoders where the goal is to reconstruct the input from a corrupted version. The intuition is that higher level features should be robust with regard to small noise in the input. In particular, the input \mathbf{x} gets corrupted via a stochastic function:

$$\tilde{\mathbf{x}} = g(\mathbf{x})$$

and then one minimizes again the reconstruction error, but with regard to the *original* (uncorrupted) input:

$$\mathcal{L}(\mathbf{x}, \mathbf{x}') = \|\mathbf{x} - \delta(\eta(g(\mathbf{x})))\|^2$$

Usually g can be either:

- adding gaussian noise: $g(\mathbf{x}) = \mathbf{x} + \varepsilon$, where $\varepsilon \sim \mathcal{N}(0, \sigma\mathbb{I})$;
- masking noise: where a given a fraction ν of the components of the input gets set to 0

For what concerns *interpretability*, as for random projection, distributed representations $\eta(\mathbf{v})$ obtained with encoders from autoencoders and denoising autoencoders are not *human-interpretable* but are *decodable* as this is the nature of autoencoders.

Moreover, *composability* is not covered by this formulation of autoencoders.

3.2.2. Embedding layers. Embedding layers are generally the first layers of more complex neural networks which are responsible to transform an initial local representation in the first internal distributed representation. The main difference with autoencoders is that these layers are shaped by the entire overall learning process. The learning process is generally task dependent. Hence, these first embedding layers depend on the final task.

It is argued that each layers learn a higher-level representation of its input. This is particularly visible with convolutional network [Krizhevsky et al. 2012] applied to computer vision tasks. In these suggestive visualizations [Zeiler and Fergus 2014], the hidden layers are seen to correspond to abstract feature of the image, starting from simple edges (in lower layers) up to faces in the higher ones.

However, these embedding layers produce encoding functions and, thus, distributed representations that are not interpretable when applied to symbols. In fact, these distributed representations are not human-interpretable as dimensions are not clearly related to specific aggregations of symbols. Moreover, these embedding layers do not naturally provide decoders. Hence, this distributed representation is not decodable.

4. DISTRIBUTIONAL REPRESENTATIONS AS ANOTHER SIDE OF THE COIN

Distributional semantics is an important area of research in natural language processing that aims to describe meaning of words and sentences with vectorial representations (see [Turney and Pantel 2010] for a survey). These representations are called *distributional representations*.

It is a strange historical accident that two similar sounding names – *distributed* and *distributional* – have been given to two concepts that should not be confused for many. Maybe, this has happened because the two concepts are definitely related. We argue that distributional representation are nothing more than a subset of distributed representations, and in fact can be categorized neatly into the divisions presented in the previous section

Distributional semantics is based on a famous slogan – “*you shall judge a word by the company it keeps*” [Firth 1957] – and on the *distributional hypothesis* [Harris 1964] – words have similar meaning if used in similar contexts, that is, words with the same or similar

distribution. Hence, the name distributional as well as the core hypothesis comes from a linguistic rather than computer science background.

Distributional vectors represent words by describing information related to the contexts in which they appear. Put in this way it is apparent that a distributional representation *is* a specific case of a distributed representation, and the different name is only an indicator of the context in which this techniques originated. Representations for sentences are generally obtained combining vectors representing words.

Hence, distributional semantics is a special case of distributed representations with a restriction on what can be used as features in vector spaces: features represent a bit of contextual information. Then, the largest body of research is on what should be used to represent contexts and how it should be taken into account. Once this is decided, large matrices X representing words in context are collected and, then, dimensionality reduction techniques are applied to have treatable and more discriminative vectors.

In the rest of the section, we present how to build matrices representing words in context, we will shortly recap on how dimensionality reduction techniques have been used in distributional semantics, and, finally, we report on `word2vec` [Mikolov et al. 2013], which is a novel distributional semantic techniques based on deep learning.

4.1. Building distributional representations for words from a corpus

The major issue in distributional semantics is how to build distributional representations for words by observing word contexts in a collection of documents. In this section, we will describe these techniques using the example of the corpus in Table I.

A first and simple distributional semantic representations of words is given by word vs. document matrices as those typical in information retrieval [Salton 1989]. Word context are represented by document indexes. Then, words are similar if these words similarly appear in documents. This is generally referred as *topical similarity* [Landauer and Dumais 1997] as words belonging to the same topic tend to be more similar. An example of this approach is given by the matrix in Eq. 1. In fact, this matrix is already a distributional and distributed representation for words which are represented as vectors in rows.

A second strategy to build distributional representations for words is to build word vs. contextual feature matrices. These contextual features represent *proxies* for semantic attributes of modeled words [Baroni and Lenci 2010]. For example, contexts of the word *dog* will somehow have relation with the fact that a dog has four legs, barks, eats, and so on. In this case, these vectors capture a similarity that is more related to a co-hyponymy, that is, words sharing similar attributes are similar. For example, *dog* is more similar to *cat* than to *car* as *dog* and *cat* share more attributes than *dog* and *car*. This is often referred as *attributinal similarity* [Turney 2006].

A simple example of this second strategy are word-to-word matrices obtained by observing n-word windows of target words. For example, a word-to-word matrix obtained for the corpus in Table I by considering a 1-word window is the following:

$$X = \begin{matrix} & a & cat & dog & mouse & catches & eats \\ \begin{matrix} a \\ cat \\ dog \\ mouse \\ catches \\ eats \end{matrix} & \begin{pmatrix} 0 & 1 & 2 & 2 & 2 & 2 \\ 2 & 0 & 0 & 0 & 1 & 0 \\ 2 & 0 & 0 & 0 & 1 & 1 \\ 2 & 0 & 0 & 0 & 0 & 0 \\ 2 & 1 & 1 & 0 & 0 & 0 \\ 1 & 0 & 1 & 0 & 0 & 0 \end{pmatrix} \end{matrix} \quad (2)$$

Hence, the word *cat* is represented by the vector $\mathbf{cat} = (2 \ 0 \ 0 \ 0 \ 1 \ 0)$ and the similarity between *cat* and *dog* is higher than the similarity between *cat* and *mouse* as the cosine similarity $\cos(\mathbf{cat}, \mathbf{dog})$ is higher than the cosine similarity $\cos(\mathbf{cat}, \mathbf{mouse})$.

The research on distributional semantics focuses on two aspects: (1) the best features to represent contexts; (2) the best correlation measure among target words and features.

How to represent contexts is a crucial problem in distributional semantics. This problem is strictly correlated to the classical question of feature definition and feature selection in machine learning. A wide variety of features have been tried. Contexts have been represented as set of relevant words, sets of relevant syntactic triples involving target words [Pado and Lapata 2007; Rothenhäusler and Schütze 2009] and sets of labeled lexical triples [Baroni and Lenci 2010].

Finding the best correlation measure among target words and their contextual features is the other issue. Many correlation measures have been tried. The classical measures are *term frequency-inverse document frequency (tf-idf)* [Salton 1989] and *point-wise mutual information (pmi)*. These, among other measures, are used to better capture the importance of contextual features for representing distributional semantic of words.

This first formulation of distributional semantics is a distributed representation that is *interpretable*. In fact, features represent contextual information which is a proxy for semantic attributes of target words [Baroni and Lenci 2010].

4.2. Compacting distributional representations

As distributed representations, *distributional representations* can undergo the process of dimensionality reduction (see Sec. 3.1) with Principal Component Analysis and Random Indexing. This process is used for two issues. The first is the classical problem of reducing the dimensions of the representation to obtain more compact representations. The second instead want to help the representation to focus on more discriminative dimensions. This latter issue focuses on the feature selection and merging which is an important task in making these representations more effective on the final task of similarity detection.

Principal Component Analysis (PCA) is largely applied in compacting distributional representations: Latent Semantic Analysis (LSA) is a prominent example [Landauer and Dumais 1997]. LSA were born in Information Retrieval with the idea of reducing word-to-document matrices. Hence, in this compact representation, word context are documents and distributional vectors of words report on the documents where words appear. This or similar matrix reduction techniques have been then applied to word-to-word matrices.

In Distributional Semantics, *random indexing* has been used to solve some issues that arise naturally with PCA when working with large vocabularies and large corpora. PCA has some scalability problems:

- The original co-occurrence matrix is very costly to obtain and store, moreover, it is only needed to be later transformed;
- Dimensionality reduction is also very costly, moreover, with the dimensions at hand it can only be done with iterative methods;
- The entire method is not incremental, if we want to add new words to our corpus we have to recompute the entire co-occurrence matrix and then re-perform the PCA step.

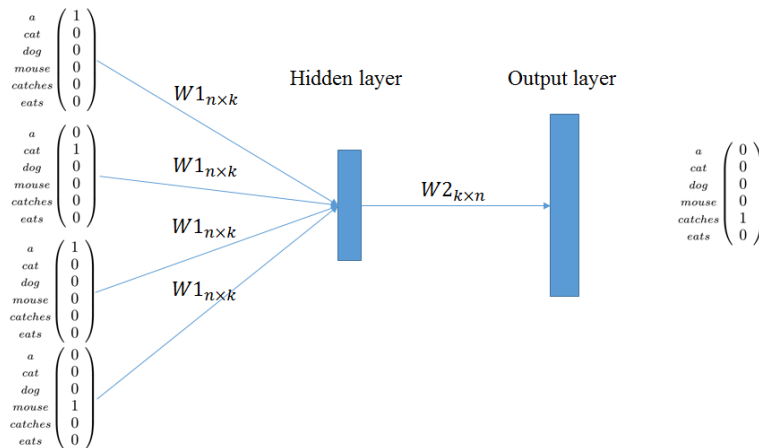


Fig. 1: word2vec: CBOw model

Random Indexing [Sahlgren 2005] solves these problems: it is an incremental method (new words can be easily added any time at low computational cost) which creates word vector of reduced dimension without the need to create the full dimensional matrix.

Interpretability of compacted distributional semantic vectors is comparable to the interpretability of distributed representations obtained with the same techniques.

4.3. Learning representations: word2vec

Recently, *distributional hypothesis* has invaded neural networks: *word2vec* [Mikolov et al. 2013] uses contextual information to learn word vectors. Hence, we discuss this technique in the section devoted to *distributional semantics*.

The name word2Vec comprises two similar techniques, called *skip grams* and *continuous bag of words* (CBOw). Both methods are neural networks, the former takes input a word and try to predict its context, while the latter does the reverse process, predicting a word from the words surrounding it. With this technique there is no explicitly computed co-occurrence matrix, and neither there is an explicit association feature between pairs of words, instead, the regularities and distribution of the words are learned implicitly by the network.

We describe only CBOw because it is conceptually simpler and because the core ideas are the same in both cases. The full network is generally realized with two layers $W1_{n \times k}$ and $W2_{k \times n}$ plus a softmax layer to reconstruct the final vector representing the word. In the learning phase, the input and the output of the network are local representation for words. In CBOw, the network aims to predict a target word given context words. For example, given the sentence s_1 of the corpus in Table I, the network has to predict *catches* given its context (see Figure 1).

Hence, CBOw offers an encoder $W1_{n \times k}$, that is, a linear word encoder from data where n is the size of the vocabulary and k is the size of the distributional vector. This encoder models contextual information learned by maximizing the prediction capability of the network. A nice description on how this approach is related to previous techniques is given in [Goldberg and Levy 2014].

Clearly, CBOW distributional vectors are not easily human and machine *interpretable*. In fact, specific dimensions of vectors have not a particular meaning and, differently from what happens for auto-encoders (see Sec. 3.2.1), these networks are not trained to be invertible.

5. COMPOSING DISTRIBUTED REPRESENTATIONS

In the previous sections, we described how one symbol or a bag-of-symbols can be transformed in distributed representations focusing on whether these distributed representations are *interpretable*. In this section, we want to investigate a second and important aspect of these representations, that is, are these representation *composable* as symbolic representations? And, if these representations are *composed*, are still *interpretable*?

Composability is the ability of a symbolic representation to describe sequences or structures by composing symbols with specific rules. In this process, symbols remain distinct and composing rules are clear. Hence, final sequences and structures can be used for subsequent steps as knowledge repositories.

Composability is an important aspect for any representation and, then, for a distributed representation. Understanding to what extent a distributed representation is *composable* and how information can be recovered is then a critical issue. In fact, this issue has been strongly posed by Plate [Plate 1995; Plate 1994] who analyzed how some specific distributed representations encode structural information and how this structural information can be recovered back.

Current approaches for treating distributed/distributional representation of sequences and structures mix two aspects in one model: a “*semantic*” aspect and a *representational* aspect. Generally, the semantic aspect is the predominant and the representational aspect is left aside. For “*semantic*” aspect, we refer to the reason why distributed symbols are composed: a final task in neural network applications or the need to give a *distributional semantic vector* for sequences of words. This latter is the case for *compositional distributional semantics* [Clark et al. 2008; Baroni et al. 2014]. For the *representational* aspect, we refer to the fact that composed distributed representations are in fact representing structures and these representations can be decoded back in order to extract what is in these structures.

Although the “*semantic*” aspect seems to be predominant in *models-that-compose*, the *convolution conjecture* [Zanzotto et al. 2015] hypothesizes that the two aspects coexist and the *representational* aspect plays always a crucial role. According to this conjecture, structural information is preserved in any model that composes and structural information emerges back when comparing two distributed representations with dot product to determine their similarity.

Hence, given the *convolution conjecture*, *models-that-compose* produce distributed representations for structures that can be interpreted back. *Interpretability* is a very important feature in these *models-that-compose* which will drive our analysis.

In this section we will explore the issues faced with the compositionality of representations, and the main “trends”, which correspond somewhat to the categories already presented. In particular we will start from the work on compositional distributional semantics, then we revise the work on holographic reduced representations [Plate 1995; Neumann 2001] and, finally, we analyze the recent approaches with recurrent and recursive neural networks. Again, these categories are not entirely disjoint, and methods presented in one class can be often interpreted to belonging into another class.

5.1. Compositional Distributional Semantics

In distributional semantics, *models-that-compose* have the name of *compositional distributional semantics models* (CDSMs) [Baroni et al. 2014; Mitchell and Lapata 2010] and aim to apply the principle of compositionality [Frege 1884; Montague 1974] to compute distributional semantic vectors for phrases. These CDSMs produce distributional semantic vectors of phrases by composing distributional vectors of words in these phrases. These models generally exploit *structured or syntactic representations* of phrases to derive their distributional meaning. Hence, CDSMs aim to give a complete semantic model for distributional semantics.

As in distributional semantics for words, the aim of CDSMs is to produce similar vectors for semantically similar sentences regardless their lengths or structures. For example, words and word definitions in dictionaries should have similar vectors as discussed in [Zanzotto et al. 2010]. As usual in distributional semantics, similarity is captured with dot products (or similar metrics) among distributional vectors.

The applications of these CDSMs encompass multi-document summarization, recognizing textual entailment [Dagan et al. 2013] and, obviously, semantic textual similarity detection [Agirre et al. 2013].

Apparently, these CDSMs are far from *composable* distributed representations that can be *interpreted* back. In some sense, their nature wants that resulting vectors forget how these are obtained and focus on the final distributional meaning of phrases. There is some evidence that this is not exactly the case.

The *convolution conjecture* [Zanzotto et al. 2015] suggests that many CDSMs produce distributional vectors where structural information and vectors for individual words can be still *intepreted*. Hence, many CDSMs are *composable* and *interpretable*.

In the rest of this section, we will show some classes of these CDSMs and we focus on describing how these models are interpretable.

5.1.1. Additive Models. *Additive models* for compositional distributional semantics are important examples of *models-that-composes* where *semantic* and *representational* aspects are clearly separated. Hence, these models can be highly *interpretable*.

These additive models have been formally captured in the general framework for two words sequences proposed by Mitchell&Lapata [2008]. The general framework for composing distributional vectors of two word sequences “ $u v$ ” is the following:

$$\mathbf{p} = f(\mathbf{u}, \mathbf{v}; R; K) \quad (3)$$

where $\mathbf{p} \in \mathbb{R}^n$ is the composition vector, \mathbf{u} and \mathbf{v} are the vectors for the two words u and v , R is the grammatical relation linking the two words and K is any other additional knowledge used in the composition operation. In the additive model, this equation has the following form:

$$\mathbf{p} = f(\mathbf{u}, \mathbf{v}; R; K) = A_R \mathbf{u} + B_R \mathbf{v} \quad (4)$$

where A_R and B_R are two square matrices depending on the grammatical relation R which may be learned from data [Zanzotto et al. 2010; Guevara 2010].

Before investigating if these models are interpretable, let introduce a recursive formulation of additive models which can be applied to structural representations of sentences. For this purpose, we use dependency trees. A dependency tree can be defined as a tree whose nodes are words and the typed links are the relations between two words. The root of the tree represents the word that governs the meaning of the sentence. A dependency tree T is then a

word if it is a final node or it has a root r_T and links (r_T, R, C_i) where C_i is the i -th subtree of the node r_T and R is the relation that links the node r_T with C_i . The dependency trees of two example sentences are reported in Figure 2. The recursive formulation is then the following:

$$f_r(T) = \sum_i (A_{R\mathbf{r}_T} + B_R f_r(C_i))$$

According to the recursive definition of the additive model, the function $f_r(T)$ results in a linear combination of elements $M_s \mathbf{w}_s$ where M_s is a product of matrices that *represents the structure* and \mathbf{w}_s is the *distributional meaning* of one word in this structure, that is:

$$f_r(T) = \sum_{s \in S(T)} \mathbf{M}_s \mathbf{w}_s$$

where $S(T)$ are the relevant substructures of T . In this case, $S(T)$ contains the link chains. For example, the first sentence in Fig. 2 has a distributed vector defined in this way:

$$\begin{aligned} f_r(\text{cows eat animal extracts}) &= \\ &= A_{VN} \mathbf{eat} + B_{VN} \mathbf{cows} + A_{VN} \mathbf{eat} + \\ &+ B_{VN} f_r(\text{animal extracts}) = \\ &= A_{VN} \mathbf{eat} + B_{VN} \mathbf{cows} + A_{VN} \mathbf{eat} + \\ &+ B_{VN} A_{NN} \mathbf{extracts} + B_{VN} B_{NN} \mathbf{animal} \end{aligned}$$

Each term of the sum has a part that represents the structure and a part that represents the meaning, for example:

$$\overbrace{B_{VN} B_{NN}}^{\text{structure}} \underbrace{\mathbf{beef}}_{\text{meaning}}$$

Hence, this recursive additive model for compositional semantics is a *model-that-composes* which, in principle, can be highly *interpretable*. By selecting matrices \mathbf{M}_s such that:

$$\mathbf{M}_{s_1}^T \mathbf{M}_{s_2} \approx \begin{cases} \mathbf{I} & s_1 = s_2 \\ \mathbf{0} & s_1 \neq s_2 \end{cases} \quad (5)$$

it is possible to recover distributional semantic vectors related to words that are in specific parts of the structure. For example, the main verb of the sample sentence in Fig. 2 with a matrix A_{VN}^T , that is:

$$A_{VN}^T f_r(\text{cows eat animal extracts}) \approx 2 \mathbf{eat}$$

In general, matrices derived for compositional distributional semantic models [Guevara 2010; Zanzotto et al. 2010] do not have this property but it is possible to obtain matrices with this property by applying the Jonson-Linderstraus Transform [Johnson and Lindenstraus 1984] or similar techniques as discussed also in [Zanzotto et al. 2015].

5.1.2. Lexical Functional Compositional Distributional Semantic Models. Lexical Functional Models are compositional distributional semantic models where words are tensors and each type of word is represented by tensors of different order. Composing meaning is then composing these tensors to obtain vectors. These models have solid mathematical background linking Lambek pregroup theory, formal semantics and distributional semantics [Coecke et al. 2010]. Lexical Function models are *composable* distributed representations, yet, in the following, we will examine whether these models produce vectors that may be *interpreted*.

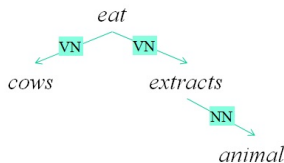


Fig. 2: A sentence and its dependency graph

To determine whether these models produce *interpretable* vectors, we start from a simple Lexical Function model applied to two word sequences. This model has been largely analyzed in [Baroni and Zamparelli 2010] as matrices were considered better linear models to encode *adjectives*.

In Lexical Functional models over two words sequences, there is one of the two words which as a tensor of order 2 (that is, a matrix) and one word that is represented by a vector. For example, *adjectives* are matrices and nouns are vectors [Baroni and Zamparelli 2010] in adjective-noun sequences. Hence, adjective-noun sequences like “*black cat*” or “*white dog*” are represented as:

$$f(\text{black cat}) = \mathbf{BLACKcat}$$

$$f(\text{white dog}) = \mathbf{WHITEdog}$$

where **BLACK** and **WHITE** are matrices representing the two adjectives and **cat** and **dog** are the two vectors representing the two nouns.

These two words models are *partially interpretable*: knowing the adjective it is possible to extract the noun but not vice-versa. In fact, if matrices for adjectives are invertible, there is the possibility of extracting which nouns has been related to particular adjectives. For example, if **BLACK** is invertible, the inverse matrix \mathbf{BLACK}^{-1} can be used to extract the vector of *cat* from the vector $f(\text{black cat})$:

$$\mathbf{cat} = \mathbf{BLACK}^{-1} f(\text{black cat})$$

This contributes to the *interpretability* of this model. Moreover, if matrices for adjectives are built using Jonson-Lindestrauss Transforms [Johnson and Lindenstrauss 1984], that is matrices with the property in Eq. 5, it is possible to pack different pieces of sentences in a single vector and, then, select only relevant information, for example:

$$\mathbf{cat} \approx \mathbf{BLACK}^T (f(\text{black cat}) + f(\text{white dog}))$$

On the contrary, knowing noun vectors, it is not possible to extract back adjective matrices. This is a strong limitation in term of interpretability.

Lexical Functional models for larger structures are composable but not interpretable at all. In fact, in general these models have tensors in the middle and these tensors are the only parts that can be inverted. Hence, in general these models are not interpretable. However, using the *convolution conjecture* [Zanzotto et al. 2015], it is possible to know whether subparts are contained in some final vectors obtained with these models.

5.2. Holographic Representations

Holographic reduced representations (HRRs) are *models-that-compose* expressly designed to be *interpretable* [Plate 1995; Neumann 2001]. In fact, these models to encode flat structures

representing assertions and these assertions should be then searched in order to recover pieces of knowledge that is in. For example, these representations have been used to encode logical propositions such as $eat(John, apple)$. In this case, each atomic element has an associated vector and the vector for the compound is obtained by combining these vectors. The major concern here is to build encoding functions that can be decoded, that is, it should be possible to retrieve composing elements from final distributed vectors such as the vector of $eat(John, apple)$.

In HRRs, *nearly orthogonal unit vectors* [Johnson and Lindenstrauss 1984] for basic symbols, *circular convolution* \otimes and *circular correlation* \oplus guarantees *composability* and *intepretability*. HRRs are the extension of Random Indexing (see Sec. 3.1.2) to structures. Hence, symbols are represented with vectors sampled from a multivariate normal distribution $N(0, \frac{1}{d}I_d)$. The composition function is the circular convolution indicated as \otimes and defined as:

$$z_j = (\mathbf{a} \otimes \mathbf{b})_j = \sum_{k=0}^{d-1} a_k b_{j-k}$$

where subscripts are modulo d . Circular convolution is commutative and bilinear. This operation can be also computed using *circulant matrices*:

$$\mathbf{z} = (\mathbf{a} \otimes \mathbf{b}) = \mathbf{A}_\circ \mathbf{b} = \mathbf{B}_\circ \mathbf{a}$$

where \mathbf{A}_\circ and \mathbf{B}_\circ are circulant matrices of the vectors \mathbf{a} and \mathbf{b} . Given the properties of vectors \mathbf{a} and \mathbf{b} , matrices \mathbf{A}_\circ and \mathbf{B}_\circ have the property in Eq. 5. Hence, *circular convolution* is approximately invertible with the *circular correlation* function (\oplus) defined as follows:

$$c_j = (\mathbf{z} \oplus \mathbf{b})_j = \sum_{k=0}^{d-1} z_k b_{j+k}$$

where again subscripts are modulo d . Circular correlation is related to inverse matrices of circulant matrices, that is \mathbf{B}_\circ^T . In the decoding with \oplus , parts of the structures can be derived in an approximated way, that is:

$$(\mathbf{a} \otimes \mathbf{b}) \oplus \mathbf{b} \approx \mathbf{a}$$

Hence, circular convolution \otimes and circular correlation \oplus allow to build interpretable representations. For example, having the vectors \mathbf{e} , \mathbf{J} , and \mathbf{a} for eat , $John$ and $apple$, respectively, the following encoding and decoding produces a vector that approximates the original vector for $John$:

$$\mathbf{J} \approx (\mathbf{J} \otimes \mathbf{e} \otimes \mathbf{a}) \oplus (\mathbf{e} \otimes \mathbf{a})$$

The “invertibility” of these representations is important because it allow us not to consider these representations as black boxes.

However, holographic representations have severe limitations as these can encode and decode simple, flat structures. In fact, these representations are based on the circular convolution, which is a commutative function; this implies that the representation cannot keep track of composition of objects where the order matters and this phenomenon is particularly important when encoding nested structures.

Distributed trees [Zanzotto and Dell’Arciprete 2012b] have shown that the principles expressed in holographic representation can be applied to encode larger structures, overcoming the problem of reliably encoding the order in which elements are composed using the *shuffled circular convolution* function as the composition operator. Distributed trees are encoding functions that transform trees into low-dimensional vectors that also contain the

encoding of every substructures of the tree. Thus, these distributed trees are particularly attractive as they can be used to represent structures in linear learning machines which are computationally efficient.

Distributed trees and, in particular, distributed smoothed trees [Ferrone and Zanzotto 2014] represent an interesting middle way between compositional distributional semantic models and holographic representation.

5.3. Compositional Models in Neural Networks

When neural networks are applied to sequences or structured data, these networks are in fact *models-that-compose*. However, these models result in *models-that-compose* which are not interpretable. In fact, composition functions are trained on specific tasks and not on the possibility of reconstructing the structured input, unless in some rare cases [Socher et al. 2011]. The input of these networks are sequences or structured data where basic symbols are embedded in *local* representations or *distributed* representations obtained with word embedding (see Sec. 4.3). The output are distributed vectors derived for specific tasks. Hence, these *models-that-compose* are not interpretable in our sense for their final aim and for the fact that *non linear* functions are adopted in the specification of the neural networks.

In this section, we revise some prominent neural network architectures that can be interpreted as *models-that-compose*: the *recurrent neural networks* [Krizhevsky et al. 2012; He et al. 2016; Vinyals et al. 2015a; Graves 2013] and the *recursive neural networks* [Socher et al. 2012].

5.3.1. Recurrent Neural Networks. Recurrent neural networks form a very broad family of neural networks architectures that deal with the representation (and processing) of complex objects. At its core a recurrent neural network (RNN) is a network which takes in input the current element in the sequence and processes it based on an internal state which depends on previous inputs. At the moment the most powerful network architectures are convolutional neural networks [Krizhevsky et al. 2012; He et al. 2016] for vision related tasks and LSTM-type network for language related task [Vinyals et al. 2015a; Graves 2013].

A recurrent neural network takes as input a sequence $\mathbf{x} = (\mathbf{x}_1 \dots \mathbf{x}_n)$ and produce as output a single vector $\mathbf{y} \in \mathbb{R}^n$ which is a representation of the entire sequence.¹ At each step t the network takes as input the current element \mathbf{x}_t , the previous output \mathbf{h}_{t-1} and performs the following operation to produce the current output \mathbf{h}_t

$$h_t = \sigma(W [\mathbf{h}_{t-1} \ \mathbf{x}_t] + b) \quad (6)$$

where σ is a non-linear function such as the logistic function or the hyperbolic tangent and $[\mathbf{h}_{t-1} \ \mathbf{x}_t]$ denotes the concatenation of the vectors \mathbf{h}_{t-1} and \mathbf{x}_t . The parameters of the model are the matrix W and the bias vector b .

Hence, a recurrent neural network is effectively a learned composition function, which dynamically depends on its current input, all of its previous inputs and also on the dataset on which is trained. However, this learned composition function is basically impossible to analyze or interpret in any way. Sometime an “intuitive” explanation is given about what the learned weights represent: with some weights representing information that must be remembered or forgotten.

¹we can usually think of this as a timestep, but not all applications of recurrent neural network have a temporal interpretation

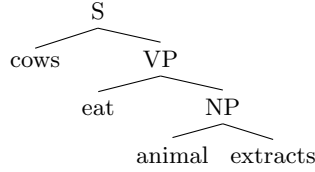


Fig. 3: A simple binary tree

Even more complex recurrent neural networks as long-short term memory (LSTM) [Hochreiter and Schmidhuber 1997] have the same problem of interpretability. LSTM are a recent and successful way for neural network to deal with longer sequences of inputs, overcoming some difficulty that RNN face in the training phase. As with RNN, LSTM network takes as input a sequence $\mathbf{x} = (\mathbf{x}_1 \dots \mathbf{x}_n)$ and produce as output a single vector $\mathbf{y} \in \mathbb{R}^n$ which is a representation of the entire sequence. At each step t the network takes as input the current element \mathbf{x}_t , the previous output \mathbf{h}_{t-1} and performs the following operation to produce the current output \mathbf{h}_t and update the internal state \mathbf{c}_t .

$$\begin{aligned}
 f_t &= \sigma(W_f [\mathbf{h}_{t-1} \ \mathbf{x}_t] + b_f) \\
 i_t &= \sigma(W_i [\mathbf{h}_{t-1} \ \mathbf{x}_t] + b_i) \\
 o_t &= \sigma(W_o [\mathbf{h}_{t-1} \ \mathbf{x}_t] + b_o) \\
 \tilde{\mathbf{c}}_t &= \tanh(W_c [\mathbf{h}_{t-1} \ \mathbf{x}_t] + b_c) \\
 \mathbf{c}_t &= f_t \odot \mathbf{c}_{t-1} + i_t \odot \tilde{\mathbf{c}}_t \\
 h_t &= o_t \odot \tanh(\mathbf{c}_t)
 \end{aligned}$$

where \odot stands for element-wise multiplication, and the parameters of the model are the matrices W_f, W_i, W_o, W_c and the bias vectors b_f, b_i, b_o, b_c .

Generally, the interpretation offered for recursive neural networks is *functional* or “*psychological*” and not on the content of intermediate vectors. For example, an interpretation of the parameters of LSTM is the following:

- f_t is the *forget gate*: at each step takes in consideration the new input and output computed so far to decide which information in the internal state must be *forgotten* (that is, set to 0);
- i_t is the *input gate*: it decides which position in the internal state will be updated, and by how much;
- $\tilde{\mathbf{c}}_t$ is the proposed new internal state, which will then be updated effectively combining the previous gate;
- o_t is the *output gate*: it decides how to modulate the internal state to produce the output

These *models-that-compose* have high performance on final tasks but are definitely not interpretable.

5.3.2. Recursive Neural Network. The last class of *models-that-compose* that we present is the class of *recursive neural networks* [Socher et al. 2012]. These networks are applied to data structures as trees and are in fact applied recursively on the structure. Generally, the aim of the network is a final task as *sentiment analysis* or *paraphrase detection*.

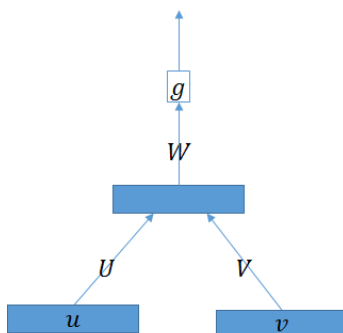


Fig. 4: Recursive Neural Networks

Recursive neural networks is then a basic block (see Fig. 4) which is recursively applied on trees like the one in Fig. 3. The formal definition is the following:

$$\mathbf{p} = f_{U,V}(\mathbf{u}, \mathbf{v}) = f(V\mathbf{u}, U\mathbf{v}) = g\left(W \begin{pmatrix} V\mathbf{u} \\ U\mathbf{v} \end{pmatrix}\right)$$

where g is a component-wise sigmoid function or tanh, and W is a matrix that maps the concatenation vector $\begin{pmatrix} V\mathbf{u} \\ U\mathbf{v} \end{pmatrix}$ to have the same dimension.

This method deals naturally with recursion: given a binary parse tree of a sentence s , the algorithm creates vectors and matrices representation for each node, starting from the terminal nodes. Words are represented by distributed representations or local representations. For example, the tree in Fig. 3 is processed by the recursive network in the following way. First, the network in Fig. 4 is applied to the pair $(animal, extract)$ and $f_{UV}(\mathbf{animal}, \mathbf{extract})$ is obtained. Then, the network is applied to the result and eat and $f_{UV}(\mathbf{eat}, f_{UV}(\mathbf{animal}, \mathbf{extract}))$ is obtained and so on.

Recursive neural networks are not easily interpretable even if quite similar to the additive *compositional distributional semantic models* as those presented in Sec. 5.1.1. In fact, the non-linear function g is the one that makes final vectors less interpretable.

6. CONCLUSIONS

Natural language and symbols are intimately correlated. Thinking to natural language understanding systems which are not based on symbols seems to be an heresy. However, recent advances in machine learning (ML) and in natural language processing (NLP) seem to contradict the above intuition: symbols are fading away, erased by vectors or tensors called *distributed* and *distributional representations*.

We made this survey to show the not-surprising link between symbolic representations and distributed/distributional representations. This is the right time to revitalize the area of interpreting how symbols are represented inside neural networks. In our opinion, this survey will help to devise new deep neural networks that can exploit existing and novel symbolic models of classical natural language processing tasks. We believe that a clearer understanding of the strict link between distributed/distributional representations and symbols will certainly lead to radically new deep learning networks.

REFERENCES

- Dimitris Achlioptas. 2003. Database-friendly random projections: Johnson-Lindenstrauss with binary coins. *Journal of computer and System Sciences* 66, 4 (2003), 671–687.
- Eneko Agirre, Daniel Cer, Mona Diab, Aitor Gonzalez-Agirre, and Weiwei Guo. 2013. *SEM 2013 shared task: Semantic Textual Similarity. In *Second Joint Conference on Lexical and Computational Semantics (*SEM), Volume 1: Proceedings of the Main Conference and the Shared Task: Semantic Textual Similarity*. Association for Computational Linguistics, Atlanta, Georgia, USA, 32–43. <http://www.aclweb.org/anthology/S13-1004>
- Dzmitry Bahdanau, Kyunghyun Cho, and Yoshua Bengio. 2014. Neural machine translation by jointly learning to align and translate. *arXiv preprint arXiv:1409.0473* (2014).
- Marco Baroni, Raffaella Bernardi, and Roberto Zamparelli. 2014. Frege in space: A program of compositional distributional semantics. *LiLT (Linguistic Issues in Language Technology)* 9 (2014).
- Marco Baroni and Alessandro Lenci. 2010. Distributional memory: A general framework for corpus-based semantics. *Comput. Linguist.* 36, 4 (Dec. 2010), 673–721. DOI:http://dx.doi.org/10.1162/coli_a.00016
- Marco Baroni and Roberto Zamparelli. 2010. Nouns are Vectors, Adjectives are Matrices: Representing Adjective-Noun Constructions in Semantic Space. In *Proceedings of the 2010 Conference on Empirical Methods in Natural Language Processing*. Association for Computational Linguistics, Cambridge, MA, 1183–1193. <http://www.aclweb.org/anthology/D10-1115>
- Mikhail Belkin and Partha Niyogi. 2001. Laplacian eigenmaps and spectral techniques for embedding and clustering.. In *NIPS*, Vol. 14. 585–591.
- R. Bellman and Rand Corporation. 1957. *Dynamic Programming*. Princeton University Press. <https://books.google.it/books?id=wdtoPwAACAAJ>
- Ella Bingham and Heikki Mannila. 2001. Random projection in dimensionality reduction: applications to image and text data. In *Proceedings of the seventh ACM SIGKDD international conference on Knowledge discovery and data mining*. ACM, 245–250.
- Nicola Cancedda, Eric Gaussier, Cyril Goutte, and Jean Michel Renders. 2003. Word Sequence Kernels. *J. Mach. Learn. Res.* 3 (March 2003), 1059–1082. <http://dl.acm.org/citation.cfm?id=944919.944963>
- Sharan Chetlur, Cliff Woolley, Philippe Vandermersch, Jonathan Cohen, John Tran, Bryan Catanzaro, and Evan Shelhamer. 2014. cudnn: Efficient primitives for deep learning. *arXiv preprint arXiv:1410.0759* (2014).
- Naom Chomsky. 1957. *Aspect of Syntax Theory*. MIT Press, Cambridge, Massachusetts.
- Stephen Clark, Bob Coecke, and Mehrnoosh Sadrzadeh. 2008. A Compositional Distributional Model of Meaning. *Proceedings of the Second Symposium on Quantum Interaction (QI-2008)* (2008), 133–140.
- Bob Coecke, Mehrnoosh Sadrzadeh, and Stephen Clark. 2010. Mathematical Foundations for a Compositional Distributional Model of Meaning. *CoRR* abs/1003.4394 (2010).
- Michael Collins and Nigel Duffy. 2001. Convolution Kernels for Natural Language. In *NIPS*. 625–632.
- Nello Cristianini and John Shawe-Taylor. 2000. *An Introduction to Support Vector Machines and Other Kernel-based Learning Methods*. Cambridge University Press. <http://www.amazon.ca/exec/obidos/redirect?tag=citeulike09-20&path=ASIN/0521780195>
- Henggang Cui, Gregory R Ganger, and Phillip B Gibbons. 2015. *Scalable deep learning on distributed GPUs with a GPU-specialized parameter server*. Technical Report. CMU PDL Technical Report (CMU-PDL-15-107).
- Ido Dagan, Dan Roth, Mark Sammons, and Fabio Massimo Zanzotto. 2013. *Recognizing Textual Entailment: Models and Applications*. Morgan & Claypool Publishers. 1–220 pages.
- Fred Daum and Jim Huang. 2003. Curse of dimensionality and particle filters. In *Aerospace Conference, 2003. Proceedings. 2003 IEEE*, Vol. 4. IEEE, 4.1979–4.1993.
- Lorenzo Ferrone and Fabio Massimo Zanzotto. 2014. Towards Syntax-aware Compositional Distributional Semantic Models. In *Proceedings of COLING 2014, the 25th International Conference on Computational Linguistics: Technical Papers*. Dublin City University and Association for Computational Linguistics, Dublin, Ireland, 721–730. <http://www.aclweb.org/anthology/C14-1068>
- Lorenzo Ferrone, Fabio Massimo Zanzotto, and Xavier Carreras. 2015. Decoding Distributed Tree Structures. In *Statistical Language and Speech Processing - Third International Conference, SLSP 2015, Budapest, Hungary, November 24-26, 2015, Proceedings*. 73–83. DOI:http://dx.doi.org/10.1007/978-3-319-25789-1_8
- John R. Firth. 1957. *Papers in Linguistics*. Oxford University Press., London.
- Imola Fodor. 2002. *A Survey of Dimension Reduction Techniques*. Technical Report.

- Gottlob Frege. 1884. *Die Grundlagen der Arithmetik (The Foundations of Arithmetic): eine logisch-mathematische Untersuchung ber den Begriff der Zahl*. Breslau.
- Jerome H Friedman. 1997. On bias, variance, 0/1loss, and the curse-of-dimensionality. *Data mining and knowledge discovery* 1, 1 (1997), 55–77.
- Yoav Goldberg and Omer Levy. 2014. word2vec Explained: deriving Mikolov et al.’s negative-sampling word-embedding method. *arXiv preprint arXiv:1402.3722* (2014).
- Ian Goodfellow, Jean Pouget-Abadie, Mehdi Mirza, Bing Xu, David Warde-Farley, Sherjil Ozair, Aaron Courville, and Yoshua Bengio. 2014. Generative adversarial nets. In *Advances in Neural Information Processing Systems*. 2672–2680.
- Alex Graves. 2013. Generating Sequences With Recurrent Neural Networks. *CoRR* abs/1308.0850 (2013). <http://arxiv.org/abs/1308.0850>
- Edward Grefenstette and Mehrnoosh Sadrzadeh. 2011. Experimental support for a categorical compositional distributional model of meaning. In *Proceedings of the Conference on Empirical Methods in Natural Language Processing (EMNLP ’11)*. Association for Computational Linguistics, Stroudsburg, PA, USA, 1394–1404. <http://dl.acm.org/citation.cfm?id=2145432.2145580>
- Emiliano Guevara. 2010. A Regression Model of Adjective-Noun Compositionality in Distributional Semantics. In *Proceedings of the 2010 Workshop on GEometrical Models of Natural Language Semantics*. Association for Computational Linguistics, Uppsala, Sweden, 33–37. <http://www.aclweb.org/anthology/W10-2805>
- Zellig Harris. 1964. Distributional Structure. In *The Philosophy of Linguistics*, Jerrold J. Katz and Jerry A. Fodor (Eds.). Oxford University Press, New York.
- David Haussler. 1999. *Convolution kernels on discrete structures*. Technical Report. University of California at Santa Cruz. <http://www.cbse.ucsc.edu/staff/haussler-pubs/convolutions.pdf>
- Kaiming He, Xiangyu Zhang, Shaoqing Ren, and Jian Sun. 2016. Identity mappings in deep residual networks. *arXiv preprint arXiv:1603.05027* (2016).
- G. E. Hinton, J. L. McClelland, and D. E. Rumelhart. 1986. Distributed representations. In *Parallel Distributed Processing: Explorations in the Microstructure of Cognition. Volume 1: Foundations*, D. E. Rumelhart and J. L. McClelland (Eds.). MIT Press, Cambridge, MA.
- Sepp Hochreiter and Jürgen Schmidhuber. 1997. Long short-term memory. *Neural computation* 9, 8 (1997), 1735–1780.
- W. Johnson and J. Lindenstrauss. 1984. Extensions of Lipschitz mappings into a Hilbert space. *Contemp. Math.* 26 (1984), 189–206.
- Nal Kalchbrenner and Phil Blunsom. 2013. Recurrent Convolutional Neural Networks for Discourse Compositionality. *Proceedings of the 2013 Workshop on Continuous Vector Space Models and their Compositionality* (2013).
- Eamonn Keogh and Abdullah Mueen. 2011. Curse of dimensionality. In *Encyclopedia of Machine Learning*. Springer, 257–258.
- Alex Krizhevsky, Ilya Sutskever, and Geoffrey E Hinton. 2012. Imagenet classification with deep convolutional neural networks. In *Advances in neural information processing systems*. 1097–1105.
- Thomas K. Landauer and Susan T. Dumais. 1997. A Solution to Plato’s Problem: The Latent Semantic Analysis Theory of Acquisition, Induction, and Representation of Knowledge. *Psychological Review* 104, 2 (April 1997), 211–240. <http://www.sciencedirect.com/science/article/B6X04-46P4NMC-Y/2/f82804d09e673bd79321d50d30279792>
- Yann LeCun, Yoshua Bengio, and Geoffrey Hinton. 2015. Deep learning. *Nature* 521, 7553 (2015), 436–444.
- Cheng-Yuan Liou, Wei-Chen Cheng, Jiun-Wei Liou, and Daw-Ran Liou. 2014. Autoencoder for words. *Neurocomputing* 139 (2014), 84 – 96. DOI:<http://dx.doi.org/10.1016/j.neucom.2013.09.055>
- Huma Lodhi, Craig Saunders, John Shawe-Taylor, Nello Cristianini, and Chris Watkins. 2002. Text classification using string kernels. *J. Mach. Learn. Res.* 2 (March 2002), 419–444. DOI:<http://dx.doi.org/10.1162/153244302760200687>
- Ivan Markovskiy. 2012. Low Rank Approximation: Algorithms, Implementation, Applications. (January 2012). <http://eprints.soton.ac.uk/273101/>
- Jonathan Masci, Ueli Meier, Dan Cireşan, and Jürgen Schmidhuber. 2011. Stacked convolutional auto-encoders for hierarchical feature extraction. In *International Conference on Artificial Neural Networks*. Springer, 52–59.
- Tomas Mikolov, Kai Chen, Greg Corrado, and Jeffrey Dean. 2013. Efficient Estimation of Word Representations in Vector Space. *CoRR* abs/1301.3781 (2013). <http://arxiv.org/abs/1301.3781>
- Jeff Mitchell and Mirella Lapata. 2008. Vector-based Models of Semantic Composition. In *Proceedings of ACL-08: HLT*. Association for Computational Linguistics, Columbus, Ohio, 236–244. <http://www.aclweb.org/anthology/P/P08/P08-1028>

- Jeff Mitchell and Mirella Lapata. 2010. Composition in Distributional Models of Semantics. *Cognitive Science* (2010). DOI:<http://dx.doi.org/10.1111/j.1551-6709.2010.01106.x>
- Volodymyr Mnih, Koray Kavukcuoglu, David Silver, Alex Graves, Ioannis Antonoglou, Daan Wierstra, and Martin Riedmiller. 2013. Playing atari with deep reinforcement learning. *arXiv preprint arXiv:1312.5602* (2013).
- Richard Montague. 1974. English as a Formal Language. In *Formal Philosophy: Selected Papers of Richard Montague*, Richmond Thomason (Ed.). Yale University Press, New Haven, 188–221.
- Jane Neumann. 2001. *Holistic processing of hierarchical structures in connectionist networks*. Ph.D. Dissertation. University of Edinburgh.
- Sebastian Pado and Mirella Lapata. 2007. Dependency-based construction of semantic space models. *Computational Linguistics* 33, 2 (2007), 161–199.
- Karl Pearson. 1901. Principal components analysis. *The London, Edinburgh and Dublin Philosophical Magazine and Journal* 6, 2 (1901), 566.
- T. A. Plate. 1994. *Distributed Representations and Nested Compositional Structure*. Ph.D. Dissertation. <http://citeseerx.ist.psu.edu/viewdoc/summary?doi=10.1.1.48.5527>
- T. A. Plate. 1995. Holographic reduced representations. *IEEE Transactions on Neural Networks* 6, 3 (1995), 623–641. DOI:<http://dx.doi.org/10.1109/72.377968>
- Frank Rosenblatt. 1958. The perceptron: a probabilistic model for information storage and organization in the brain. *Psychological Reviews* 65, 6 (November 1958), 386–408. <http://www.ncbi.nlm.nih.gov/pubmed/13602029>
- Klaus Rothenhäusler and Hinrich Schütze. 2009. Unsupervised Classification with Dependency Based Word Spaces. In *Proceedings of the Workshop on Geometrical Models of Natural Language Semantics (GEMS '09)*. Association for Computational Linguistics, Stroudsburg, PA, USA, 17–24. <http://dl.acm.org/citation.cfm?id=1705415.1705418>
- Magnus Sahlgren. 2005. An introduction to random indexing. In *Proceedings of the Methods and Applications of Semantic Indexing Workshop at the 7th International Conference on Terminology and Knowledge Engineering TKE*. Copenhagen, Denmark.
- G. Salton. 1989. *Automatic text processing: the transformation, analysis and retrieval of information by computer*. Addison-Wesley.
- Jürgen Schmidhuber. 2015. Deep learning in neural networks: An overview. *Neural Networks* 61 (2015), 85–117.
- David Silver, Aja Huang, Chris J Maddison, Arthur Guez, Laurent Sifre, George Van Den Driessche, Julian Schrittwieser, Ioannis Antonoglou, Veda Panneershelvam, Marc Lanctot, and others. 2016. Mastering the game of Go with deep neural networks and tree search. *Nature* 529, 7587 (2016), 484–489.
- Karen Simonyan and Andrew Zisserman. 2014. Very deep convolutional networks for large-scale image recognition. *arXiv preprint arXiv:1409.1556* (2014).
- Richard Socher, Eric H. Huang, Jeffrey Pennington, Andrew Y. Ng, and Christopher D. Manning. 2011. Dynamic Pooling and Unfolding Recursive Autoencoders for Paraphrase Detection. In *Advances in Neural Information Processing Systems 24*.
- Richard Socher, Brody Huval, Christopher D. Manning, and Andrew Y. Ng. 2012. Semantic Compositionality Through Recursive Matrix-Vector Spaces. In *Proceedings of the 2012 Conference on Empirical Methods in Natural Language Processing (EMNLP)*.
- Carlos Oscar Sánchez Sorzano, Javier Vargas, and A Pascual Montano. 2014. A survey of dimensionality reduction techniques. *arXiv preprint arXiv:1403.2877* (2014).
- Peter D. Turney. 2006. Similarity of Semantic Relations. *Comput. Linguist.* 32, 3 (2006), 379–416. DOI:<http://dx.doi.org/10.1162/coli.2006.32.3.379>
- Peter D. Turney and Patrick Pantel. 2010. From Frequency to Meaning: Vector Space Models of Semantics. *J. Artif. Intell. Res. (JAIR)* 37 (2010), 141–188.
- Pascal Vincent, Hugo Larochelle, Yoshua Bengio, and Pierre-Antoine Manzagol. 2008. Extracting and composing robust features with denoising autoencoders. In *Proceedings of the 25th international conference on Machine learning*. ACM, 1096–1103.
- Pascal Vincent, Hugo Larochelle, Isabelle Lajoie, Yoshua Bengio, and Pierre-Antoine Manzagol. 2010. Stacked Denoising Autoencoders: Learning Useful Representations in a Deep Network with a Local Denoising Criterion. *J. Mach. Learn. Res.* 11 (Dec. 2010), 3371–3408. <http://dl.acm.org/citation.cfm?id=1756006.1953039>
- Oriol Vinyals, L ukasz Kaiser, Terry Koo, Slav Petrov, Ilya Sutskever, and Geoffrey Hinton. 2015a. Grammar as a Foreign Language. In *Advances in Neural Information Processing Systems 28*, C. Cortes, N. D.

- Lawrence, D. D. Lee, M. Sugiyama, and R. Garnett (Eds.). Curran Associates, Inc., 2755–2763. <http://papers.nips.cc/paper/5635-grammar-as-a-foreign-language.pdf>
- Oriol Vinyals, Alexander Toshev, Samy Bengio, and Dumitru Erhan. 2015b. Show and tell: A neural image caption generator. In *Proceedings of the IEEE Conference on Computer Vision and Pattern Recognition*. 3156–3164.
- David Weiss, Chris Alberti, Michael Collins, and Slav Petrov. 2015. Structured training for neural network transition-based parsing. *arXiv preprint arXiv:1506.06158* (2015).
- Paul Werbos. 1974. Beyond regression: New tools for prediction and analysis in the behavioral sciences. (1974).
- Kelvin Xu, Jimmy Ba, Ryan Kiros, Kyunghyun Cho, Aaron Courville, Ruslan Salakhutdinov, Richard S Zemel, and Yoshua Bengio. 2015. Show, attend and tell: Neural image caption generation with visual attention. *arXiv preprint arXiv:1502.03044* 2, 3 (2015), 5.
- F.M. Zanzotto and L. Dell’Arciprete. 2012a. Distributed tree kernels, In Proceedings of International Conference on Machine Learning. *Proceedings of the 29th International Conference on Machine Learning, ICML 2012* (2012), 193–200. <http://www.scopus.com/inward/record.url?eid=2-s2.0-84867126965&partnerID=40&md5=0d51c0ed7070baf730f887c818a8c177>
- Fabio Massimo Zanzotto and Lorenzo Dell’Arciprete. 2012b. Distributed Tree Kernels. In *Proceedings of International Conference on Machine Learning*. –.
- Fabio Massimo Zanzotto, Lorenzo Ferrone, and Marco Baroni. 2015. When the Whole is Not Greater Than the Combination of Its Parts: A ”Decompositional” Look at Compositional Distributional Semantics. *Comput. Linguist.* 41, 1 (March 2015), 165–173. DOI: <http://dx.doi.org/10.1162/COLI.a.00215>
- Fabio Massimo Zanzotto, Ioannis Korkontzelos, Francesca Fallucchi, and Suresh Manandhar. 2010. Estimating Linear Models for Compositional Distributional Semantics. In *Proceedings of the 23rd International Conference on Computational Linguistics (COLING)*.
- Matthew D Zeiler and Rob Fergus. 2014. Visualizing and understanding convolutional networks. In *European Conference on Computer Vision*. Springer, 818–833.
- Will Y Zou, Richard Socher, Daniel M Cer, and Christopher D Manning. 2013. Bilingual Word Embeddings for Phrase-Based Machine Translation.. In *EMNLP*. 1393–1398.