

A Dirichlet Mixture Model of Hawkes Processes for Event Sequence Clustering

Hongteng Xu

School of ECE, Georgia Institute of Technology

HXU42@GATECH.EDU

Hongyuan Zha

College of Computing, Georgia Institute of Technology

ZHA@CC.GATECH.EDU

Abstract

We propose an effective method to solve the event sequence clustering problems based on a novel Dirichlet mixture model of a special but significant type of point processes — Hawkes process. In this model, each event sequence belonging to a cluster is generated via the same Hawkes process with specific parameters, and different clusters correspond to different Hawkes processes. The prior distribution of the Hawkes processes is controlled via a Dirichlet process. We learn the model via a maximum likelihood estimator (MLE) and propose an effective variational Bayesian inference algorithm. We specifically analyze the resulting EM-type algorithm in the context of inner-outer iterations and discuss several inner iteration allocation strategies. The identifiability of our model, the convergence of our learning method, and its sample complexity are analyzed in both theoretical and empirical ways, which demonstrate the superiority of our method to other competitors. The proposed method learns the number of clusters automatically and is robust to model misspecification. Experiments on both synthetic and real-world data show that our method can learn diverse triggering patterns hidden in asynchronous event sequences and achieve encouraging performance on clustering purity and consistency.

1. Introduction

In many practical situations, we need to deal with a huge amount of irregular and asynchronous sequential data observed in continuous time. Typical examples include the viewing records of users in an IPTV system, the electronic

health records of patients in hospitals, among many others. All of these data are so-called *event sequences*, each of which contains a series of events with diverse categories in continuous time, e.g., when and which TV program a user watched, when and which care unit a patient is transferred to. An important task for event sequences is to learn their clustering structure robustly. From the viewpoint of machine learning, it means to establish a model extracting features of various event sequences and clustering them in an unsupervised way. Event sequence clustering is meaningful for many practical applications. Take previous two examples: the clustering of users according to their viewing record is beneficial for the IPTV system to improve services like personalized program recommendation; the clustering of patients according to their health record helps hospitals to provide more effective treatments.

Unfortunately, due to the following reason, clustering event sequences is very challenging. Existing works mainly focus on clustering time series (Van Wijk & Van Selow, 1999; Maharaj, 2000; Liao, 2005), which are just synchronous (or aggregated) event data with discrete time-lagged variables. On the contrary, the event sequence is in continuous time and no fixed time-lagged observation is available. Therefore, it is difficult to find a universal and tractable representation of event sequences. A potential solution is to construct features for various event sequences in parametric (Luo et al., 2015) or nonparametric (Lian et al., 2015) way. These feature-based methods assign diverse parameters for event sequences individually, rather than clusters, which are likely to be overfitting in the learning phase. Moreover, these methods actually decompose the clustering problem into two phases: extracting features and learning clusters. As a result, their clustering results are highly dependent on the representative power of learned or predefined features, which are not robust to the case having few samples (and features). Additionally, few existing methods consider the problem that how to decide the number of clusters for asynchronous event sequences.

To make concrete progress, we model event sequences

via a special class of point processes called Hawkes processes, and focus on the clustering problem of event sequences yielding to this model. Hawkes processes are widely used to model event sequences and are capable of describing the self-and mutually-triggering patterns among different events, whose applications include bioinformatics (Reynaud-Bouret et al., 2010), financial analysis (Bacry et al., 2013), social network analysis (Zhao et al., 2015), etc. Inspired by this fact, we propose a Dirichlet Mixture model of Hawkes Processes (DMHP for short) for event sequences, where each event sequence belonging to a cluster is modeled via a specific Hawkes process, different clusters have different Hawkes processes accordingly, and the prior distribution of the Hawkes processes is decided via Dirichlet processes. Additionally, for enhancing the flexibility of model, we apply a basis representation of Hawkes processes like (Xu et al., 2016) did, which captures the temporal dynamics of event sequences with high accuracy.

We propose a variational Bayesian inference algorithm for learning the DMHP model effectively, avoiding time-consuming sampling steps in the Markov chain Monte Carlo (MCMC) approach (Rasmussen, 2013). The convergence of the proposed method is investigated, and an adaptive inner-outer iteration strategy based on open-loop control theory is applied to the method. Additionally, the computational complexity of our learning method is analyzed in details. Furthermore, we prove the local identifiability of our DMHP model in both theoretical and empirical ways. Following the work in (Lindsay, 1995; Kim, 2008), we visualize the “edges of identifiability” for various clustering methods (including ours) with different numbers of samples. Experiments on both synthetic and real-world data show that our method indeed achieves superior clustering results compared with other competitors on clustering purity and consistency.

The novelties and the advantages of the proposed model include: 1) We propose a model-based clustering method for asynchronous event sequences, learning clustering structures directly from sequences themselves. Our model represents event sequences within a cluster via just one Hawkes process such that the event sequences within a cluster can leverage information with each other in the learning phase. 2) Using the proposed model, the feature extraction and the clustering of event sequences are achieved simultaneously. Dirichlet processes help us to learn the number of clusters automatically. This algorithm requires few parameters and is robust to the problems like overfitting and model misspecification. 3) An adaptive inner-outer iteration strategy is proposed based on open-loop control theory, which accelerates the convergence of our learning algorithm greatly and achieves a trade-off between convergence performance and computational complexity. 4) The local identifiability of our model is proven,

and the influence of sample complexity on the identifiability is studied. To our knowledge, it is the first systematical research on the identifiability problem of asynchronous event sequence clustering task.

2. Related Work

2.1. Temporal Point Processes

A temporal point process (Daley & Vere-Jones, 2007) is a random process whose realization consists of an event sequence $\{(t_i, c_i)\}_{i=1}^M$ with $t_i \in [0, T]$ and $c_i \in \mathcal{C}$. Here $[0, T]$ is the time interval of the process, and $\mathcal{C} = \{1, \dots, C\}$ is the set of event types. It can be equivalently represented as C counting processes $\{N_c\}_{c=1}^C$, where $N_c = \{N_c(t) | t \in [0, T]\}$, and $N_c(t)$ is the number of type- c events occurring at or before time t . A way to characterize point processes is via the conditional intensity function. It is defined as the expected instantaneous rate of happening type- c events given the history:

$$\lambda_c(t)dt = \lambda_c(t|\mathcal{H}_t^c)dt = \mathbb{E}[dN_c(t)].$$

Here $\mathcal{H}_t^c = \{(t_i, c_i) | t_i < t, c_i \in \mathcal{C}\}$ collects historical events of all types before time t . The functional form of the intensity is often designed to capture the phenomena of interests, i.e., self-triggering (Hawkes, 1971) or self-correcting (Xu et al., 2015).

2.2. Hawkes Processes

Hawkes processes (Hawkes, 1971) is a kind of point processes modeling complicated event sequences where historical events have influences on future ones. It has a particular form of intensity:

$$\lambda_c(t) = \mu_c + \sum_{c'=1}^C \int_0^t \phi_{cc'}(s) dN_{c'}(t-s), \quad (1)$$

where μ_c is the exogenous base intensity independent of the history while $\sum_{c'=1}^C \int_0^t \phi_{cc'}(s) dN_{c'}(t-s)$ the endogenous intensity capturing the peer influence (Farajtabar et al., 2014). The influences of historical events on future ones are captured via the so-called impact functions $\phi_{cc'}(t) \geq 0$, which measures decay in the influence of historical type- c' events on the subsequent type- c events.

As aforementioned, Hawkes process has been applied to many problems, e.g., financial analysis (Bacry et al., 2012; 2013), social network analysis (Zhou et al., 2013a;b; Farajtabar et al., 2014), system analysis (Yan et al., 2015; Luo et al., 2015; Xu et al., 2016), and bioinformatics (Reynaud-Bouret et al., 2010). Most of existing works use predefined impact function with known parameters, e.g., the exponential functions in (Zhou et al., 2013a; Rasmussen, 2013) and the power-law functions in (Zhao et al., 2015). For enhancing the flexibility, a nonparametric model of 1-D Hawkes

process is first proposed in (Lewis & Mohler, 2011) based on ordinary differential equation (ODE) and extended to multi-dimensional case in (Zhou et al., 2013b; Luo et al., 2015). Besides the ODE-based method, another nonparametric strategy is the contrast function-based estimation in (Reynaud-Bouret et al., 2010), which minimizes the estimation error of conditional intensity function and leads to a Least-Squares (LS) problem. More recently, the basis representation of impact functions is used in (Du et al., 2012; Lemonnier & Vayatis, 2014; Xu et al., 2016) to avoid discretization.

2.3. Sequential Data Clustering and Mixture Models

Traditional methods can only deal with time series (Van Wijk & Van Selow, 1999; Maharaj, 2000; Liao, 2005), which are just synchronous (or aggregated) event data with discrete time-lagged variables. Most of these methods rely on probabilistic mixture models (Yakowitz & Spragins, 1968), extracting features from sequential data and then learning clusters via the Gaussian mixture model (GMM) (Bruni & Koch, 1985; Rasmussen, 1999; Maugis et al., 2009). More recently, a mixture model of Markov chains is proposed in (Luo et al., 2016), which learns potential clusters from aggregate data. For asynchronous event sequences, most of existing clustering methods can be categorized into feature-based methods, clustering event sequences from learned or predefined features. A typical example is the work in (Lian et al., 2015): a Gaussian process-based multi-task learning method is proposed to learn patterns of sequences from predefined features. Similarly, the method in (Luo et al., 2015) also applies multi-task learning method, extracting features of multiple Hawkes processes simultaneously, and then learning clusters via k-means. However, these methods cannot decide the number of clusters automatically. For solving this problem, Dirichlet process (Blei & Jordan, 2006) and its variants (Socher et al., 2011) are used to model the prior distribution of clusters, and Bayesian inference algorithm is applied to learn models. Focusing on Hawkes processes, some feature-based mixture models are proposed recently (Li & Zha, 2013; Yang & Zha, 2013; Du et al., 2015), which combine Hawkes processes with Dirichlet processes. However, these methods aim at modeling clusters of events or topics hidden in event sequences (i.e., sub-sequence clustering), which cannot learn clusters of event sequences. To the best of our knowledge, the model-based clustering method for asynchronous event sequences has been rarely considered.

3. Proposed Method

In this section, we introduce our Dirichlet mixture model of Hawkes processes in details, capturing the temporal dy-

namic within each sequence and the clustering structure across various sequences simultaneously. We propose a variational Bayesian inference algorithm for learning the model effectively. The advantages and the complexity of the algorithm are discussed in depth.

3.1. Dirichlet Mixture Model of Hawkes Processes

Given a set of event sequences $\mathcal{S} = \{s_n\}_{n=1}^N$, where $s_n = \{(t_i, c_i)\}_{i=1}^{M_n}$ contains a series of events $c_i \in \mathcal{C} = \{1, \dots, C\}$ and their time stamps $t_i \in [0, T_n]$, we model them via a mixture of diverse Hawkes processes. According to the definition of Hawkes process's intensity function in (1), for the event sequence belonging to the k -th cluster, its conditional intensity function corresponding to the event with type- c is represented as

$$\begin{aligned}\lambda_c^k(t) &= \mu_c^k + \sum_{t_i < t} \phi_{cc_i}^k(t - t_i) \\ &= \mu_c^k + \sum_{t_i < t} \sum_{d=1}^D a_{cc_i d}^k g_d(t - t_i).\end{aligned}\quad (2)$$

Here $\mu^k = [\mu_c^k] \in \mathbb{R}_+^C$ is the exogenous base intensity of the Hawkes process corresponding to the k -th cluster. Each impact function $\phi_{cc'}^k(t)$ has a basis representation $\sum_d a_{cc' d}^k g_d(t - t_i)$ (Xu et al., 2016), where $g_d(t) \geq 0$ is the d -th basis function and $\mathbf{A}^k = [a_{cc' d}^k] \in \mathbb{R}_{0+}^{C \times C \times D}$ is the coefficient tensor. Here \mathbb{R}_+ is the domain of positive real number and \mathbb{R}_{0+} is the domain of nonnegative real number.

Suppose that there are K clusters among the event sequences. Using a probabilistic mixture model, the probability of the appearance of an event sequence s is

$$\begin{aligned}p(s; \Theta) &= \sum_{k=1}^K \pi^k p(s|k), \\ p(s|k) &= \text{HP}(s|\mu^k, \mathbf{A}^k) \\ &= \prod_i \lambda_{c_i}^k(t_i) \exp\left(-\sum_c \int_0^T \lambda_c^k(s) ds\right).\end{aligned}\quad (3)$$

Here π^k is the distribution of clusters and $\text{HP}(s|\mu^k, \mathbf{A}^k)$ is the conditional probability of the event sequence s given the k -th Hawkes process, which follows the intensity function-based definition in (Daley & Vere-Jones, 2007).

According to the Bayesian graphical model, we regard the parameters of Hawkes processes, $\{\mu^k, \mathbf{A}^k\}$, as random variables yielding to certain distributions. For μ^k 's, we consider its positiveness and assume that they yield to $C \times K$ independent Rayleigh distributions. For \mathbf{A}^k 's, we consider its nonnegativeness and sparsity (indicated via many works (Zhou et al., 2013a; Luo et al., 2015; Xu et al., 2016)) and assume that they yield to $C \times C \times D \times K$ independent exponential distributions. Furthermore, we use

a Dirichlet process with hyper-parameter α to generate the prior distribution of clusters. In summary, we can describe the proposed Dirichlet mixture model of Hawkes process in a generative way as

$$\begin{aligned}\pi &\sim \text{Dir}(\alpha), \\ k|\pi &\sim \text{Category}(\pi), \\ \mu &\sim \text{Rayleigh}(\mathbf{B}), \\ \mathbf{A} &\sim \text{Exp}(\Sigma), \\ s|k, \mu, \mathbf{A} &\sim \text{HP}(\mu_k, \mathbf{A}_k).\end{aligned}$$

Here $\mu = [\mu_c^k] \in \mathbb{R}_+^{C \times K}$ yields to independent Rayleigh distributions with hyper-parameter matrix $\mathbf{B} = [\beta_c^k]$. $\mathbf{A} = [a_{cc'd}^k] \in \mathbb{R}_{0+}^{C \times C \times D \times K}$ yields to independent exponential distributions with hyper-parameter tensor $\Sigma = [\sigma_{cc'd}^k]$. $\text{HP}(\mu_k, \mathbf{A}_k)$ represents the Hawkes process generating s .

Denote the latent variables indicating the labels of clusters as matrix $\mathbf{Z} \in \{0, 1\}^{N \times K}$. We can factorize the joint distribution of all variables, $p(\mathbf{S}, \mathbf{Z}, \pi, \mu, \mathbf{A})$ as¹

$$\begin{aligned}p(\mathbf{S}|\mathbf{Z}, \mu, \mathbf{A}) &= p(\mathbf{Z}|\pi)p(\pi)p(\mu)p(\mathbf{A}), \\ p(\mathbf{S}|\mathbf{Z}, \mu, \mathbf{A}) &= \prod_{n,k} \text{HP}(s_n|\mu^k, \mathbf{A}^k)^{z_{nk}}, \\ p(\mathbf{Z}|\pi) &= \prod_{n,k} (\pi^k)^{z_{nk}}, \\ p(\pi) &= \text{Dir}(\pi|\alpha), \\ p(\mu) &= \prod_{c,k} \text{Rayleigh}(\mu_c^k|\beta_c^k), \\ p(\mathbf{A}) &= \prod_{c,c',d,k} \text{Exp}(a_{cc'd}^k|\sigma_{cc'd}^k).\end{aligned}\tag{4}$$

Note that our mixture model of Hawkes processes are different from the models in (Li & Zha, 2013; Yang & Zha, 2013; Du et al., 2015). Those models focus on the subsequence clustering problem within an event sequence. Each event in a sequence is generated via a mixture model of Hawkes processes, whose intensity is a weighted sum of multiple intensity functions from different Hawkes processes. Our model, however, aims at finding the clustering structure across different sequences. The intensity of each event is generated via a single Hawkes process, while the likelihood of an event sequence is a mixture of likelihood functions from different Hawkes processes.

3.2. Variational Bayesian Learning Algorithm

Learning (4) directly via the maximum likelihood estimation is intractable. Instead of using MCMC-based learning method like (Rasmussen, 2013), we propose an effective variational approximation method based on an EM algorithm in the framework of inner-outer iterations. Specifi-

cally, we consider a variational distribution which factorizes between the latent variables and the parameters so that

$$q(\mathbf{Z}, \pi, \mu, \mathbf{A}) = q(\mathbf{Z})q(\pi, \mu, \mathbf{A}).\tag{5}$$

An EM algorithm can be used to optimize (5). In each *outer iteration*, **E-step**: The logarithm of the optimized factor $q^*(\mathbf{Z})$ is approximated by its lower bound using the Jensen's inequality.

$$\begin{aligned}\log q^*(\mathbf{Z}) &= \mathbb{E}_{\pi, \mu, \mathbf{A}}[\log p(\mathbf{S}, \mathbf{Z}, \pi, \mu, \mathbf{A})] + \mathbf{C} \\ &= \mathbb{E}_{\pi}[\log p(\mathbf{Z}|\pi)] + \mathbb{E}_{\mu, \mathbf{A}}[\log p(\mathbf{S}|\mathbf{Z}, \mu, \mathbf{A})] + \mathbf{C} \\ &= \sum_{n,k} z_{nk} (\mathbb{E}[\log \pi^k] + \mathbb{E}[\log \text{HP}(s_n|\mu^k, \mathbf{A}^k)]) + \mathbf{C} \\ &\geq \sum_{n,k} z_{nk} \left(\mathbb{E}[\log \pi^k] + \sum_i \log(\mathbb{E}[\lambda_{c_i}^k(t_i)]) \right. \\ &\quad \left. - \sum_c \mathbb{E}[\int_0^{T_n} \lambda_c^k(s) ds] \right) + \mathbf{C} \\ &= \sum_{n,k} z_{nk} \log \rho_{nk} + \mathbf{C}.\end{aligned}$$

Here \mathbf{C} is a constant, and

$$\begin{aligned}\log \rho_{nk} &= \mathbb{E}[\log \pi^k] + \sum_i \log(\mathbb{E}[\lambda_{c_i}^k(t_i)]) - \sum_c \mathbb{E}[\int_0^{T_n} \lambda_c^k(s) ds] \\ &= \mathbb{E}[\log \pi^k] + \sum_i \log(\mathbb{E}[\mu_{c_i}^k]) + \sum_{j < i, d} \mathbb{E}[a_{c_i c_j d}^k] g_d(\tau_{ij}) \\ &\quad - \sum_c (T_n \mathbb{E}[\mu_c^k] + \sum_{i,d} \mathbb{E}[a_{cc_i d}^k] G_d(T_n - t_i)) \\ &= \mathbb{E}[\log \pi^k] + \sum_i \log(\sqrt{\frac{\pi}{2}} \beta_{c_i}^k + \sum_{j < i, d} \sigma_{c_i c_j d}^k g_d(\tau_{ij})) \\ &\quad - \sum_c (T_n \sqrt{\frac{\pi}{2}} \beta_c^k + \sum_{i,d} \sigma_{cc_i d}^k G_d(T_n - t_i)),\end{aligned}$$

where $G_d(t) = \int_0^t g_d(s) ds$, $\tau_{ij} = t_i - t_j$, and $\mathbb{E}[\log \pi^k] = \psi(\alpha_k) - \psi(\sum_k \alpha_k)$. $\psi(\cdot)$ is the digamma function.² Then, the responsibility r_{nk} is calculated as

$$r_{nk} = \mathbb{E}[z_{nk}] = \frac{\rho_{nk}}{\sum_j \rho_{nj}}.\tag{6}$$

M-step: The optimal factor $q^*(\pi, \mu, \mathbf{A})$ is

$$\begin{aligned}\log q^*(\pi, \mu, \mathbf{A}) &= \sum_k \log(p(\mu^k)p(\mathbf{A}^k)) + \mathbb{E}_{\mathbf{Z}}[\log p(\mathbf{Z}|\pi)] \\ &\quad + \log p(\pi) + \sum_{n,k} r_{nk} \log \text{HP}(s_n|\mu^k, \mathbf{A}^k) + \mathbf{C}.\end{aligned}\tag{7}$$

We can estimate the parameters of Hawkes processes via:

$$\max_{\mu, \mathbf{A}} \log(p(\mu)p(\mathbf{A})) + \sum_{n,k} r_{nk} \log \text{HP}(s_n|\mu^k, \mathbf{A}^k).$$

¹Rayleigh($x|\beta$) = $\frac{x}{\beta^2} e^{-\frac{x^2}{2\beta^2}}$, Exp($x|\sigma$) = $\frac{1}{\sigma} e^{-\frac{x}{\sigma}}$, $x \geq 0$.

²Denote the gamma function as $\Gamma(t) = \int_0^\infty x^{t-1} e^{-x} dx$, the digamma function is defined as $\psi(t) = \frac{d}{dt} \ln \Gamma(t)$.

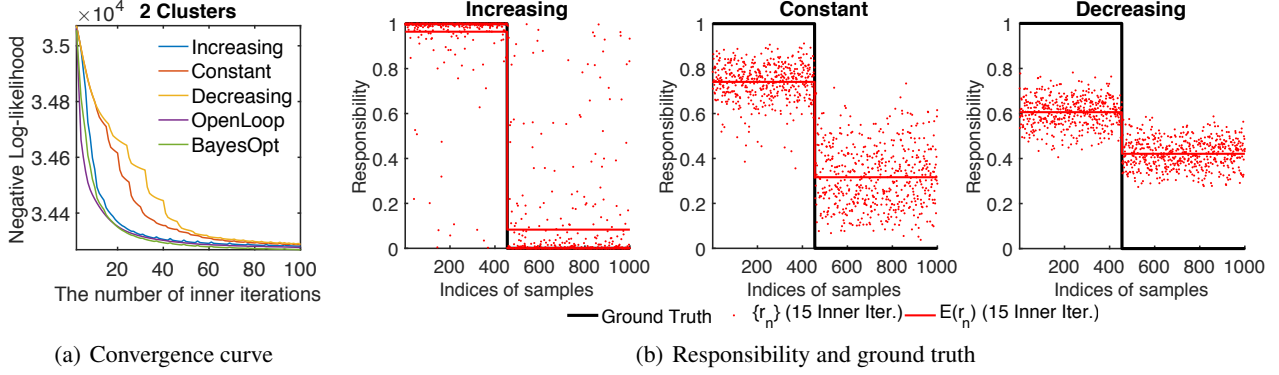


Figure 1. The testing data set contains 2 clusters, and each cluster contains 200 event sequences. Each event sequence contains 5 event types. (a) Each convergence curve is the average of 5 trials' results. For the fairness, 20 outer iterations are applied in each trial. For heuristic strategy, the increasing method increases the number of inner iterations from 2 to 8; the decreasing method decreases the number from 8 to 2. The constant method fixes the number to 5. Therefore, the total number of inner iterations for each strategy is 100. (b) For each method, the ground truth of responsibility is shown as a black line, the responsibility after 15 inner iterations is shown as red dot, and its mean is shown as red line. Using increasing strategy, the responsibility reaches the ground truth more quickly.

Here, we need to use an iterative method to solve the above optimization problem. Specifically, we initialize μ and A via the expectations of their distributions (used in E-step), i.e., $\mu = \sqrt{\frac{\pi}{2}}B$ and $A = \Sigma$. Again, applying the Jensen's inequality, we obtain the surrogate function of the objective function:

$$\begin{aligned} & \log(p(\mu)p(A)) + \sum_{n,k} r_{nk} \log \text{HP}(s_n | \mu^k, A^k) \\ &= \sum_{c,k} \left[\log \mu_c^k - \frac{1}{2} \left(\frac{\mu_c^k}{\beta_c^k} \right)^2 \right] - \sum_{c,c',d,k} \frac{a_{cc'd}^k}{\sigma_{cc'd}^k} \\ & \quad + \sum_{n,k} r_{nk} \left[\sum_i \log \lambda_{c_i}^k(t_i) - \sum_c \int_0^{T_n} \lambda_c^k(s) ds \right] \\ &\geq \sum_{c,k} \left[\log \mu_c^k - \frac{1}{2} \left(\frac{\mu_c^k}{\beta_c^k} \right)^2 \right] - \sum_{c,c',d,k} \frac{a_{cc'd}^k}{\sigma_{cc'd}^k} \\ & \quad + \sum_{n,k} r_{nk} \left[\sum_i \left(p_{ii}^k \log \frac{\mu_{c_i}^k}{p_{ii}^k} + \sum_{j < i, d} p_{ijd}^k \log \frac{a_{c_i c_j d}^k g_d(\tau_{ij})}{p_{ijd}^k} \right) \right. \\ & \quad \left. - \sum_c T_n \mu_c^k - \sum_{c,i,d} a_{cc_i d}^k G_d(T_n - t_i) \right] = Q, \end{aligned}$$

where $p_{ii}^k = \frac{\mu_{c_i}^k}{\lambda_{c_i}^k(t_i)}$, and $p_{ijd}^k = \frac{a_{c_i c_j d}^k g_d(\tau_{ij})}{\lambda_{c_i}^k(t_i)}$. Setting $\frac{\partial Q}{\partial \mu_c^k} = 0$ and $\frac{\partial Q}{\partial a_{cc'd}^k} = 0$, we have

$$\begin{aligned} \hat{\mu}_c^k &= \frac{-b + \sqrt{b^2 - 4ac}}{2a}, \\ \hat{a}_{cc'd}^k &= \frac{\sum_n r_{nk} \sum_{i:c_i=c} \sum_{j:c_j=c'} p_{ijd}^k}{1/\sigma_{cc'd}^k + \sum_n r_{nk} \sum_{i:c_i=c'} G_d(T_n - t_i)}. \end{aligned} \quad (8)$$

where $a = \frac{1}{(\beta_c^k)^2}$, $b = \sum_n r_{nk} T_n$, $c = -1 - \sum_n r_{nk} \sum_{i:c_i=c} p_{ii}^k$. After repeating several such inner iterations, we can get optimal $\hat{\mu}$, \hat{A} , and $N_k = \sum_n r_{nk}$, and

update distributions as

$$\alpha^k = \alpha + N_k, \quad \Sigma^k = \hat{A}^k, \quad B^k = \sqrt{2/\pi} \hat{\mu}^k, \quad (9)$$

where $\alpha = [\alpha, \dots, \alpha]$ is initial parameter of Dirichlet process. Repeating the E-step and the M-step above, our algorithm maximizes the log-likelihood function (i.e., the logarithm of (4)) and achieves optimal $\{\alpha, \Sigma, B\}$ accordingly.

3.3. Adaptive Inner-Outer Iteration Strategies

The derivation above reveals that we decompose a complicated non-convex optimization problem into two convex subproblems (i.e., the E-step and the M-step) and implement our algorithm via a nested inner-outer iteration strategy, where the inner iteration corresponds to the M-step while the outer iteration corresponds to the loop of E-step and M-step. Obviously, the runtime of our algorithm is linearly proportional to the total number of inner iterations. More importantly, it turns out both the final achievable log-likelihood and convergence behavior of the algorithm very much depend on how we allocate the number of inner iterations across the outer iterations. In this section, we investigate several such allocation strategies and compare their performance on synthetic event sequences.

In this work, we test following three inner iteration strategies. First, the simplest method is *heuristic strategy*, which increases (or decreases) the number of inner iterations as the outer iteration progresses. Compared with constant inner iteration strategy (i.e., using constant number of inner iterations per outer iteration), such a strategy might improve the convergence of algorithm (Golub et al., 2000). The second method is *open-loop control* (Ogunnaik & Ray, 1994): in each inner iteration we compute objective function via two methods respectively — updating param-

Algorithm 1 Learning DMHP

```

1: Input:  $S = \{s_n\}_{n=1}^N$ , the maximum number of clusters  $K$ , the maximum number of iteration  $I$ .
2: Output: Optimal parameters of model,  $\hat{\alpha}$ ,  $\hat{\Sigma}$ , and  $\hat{B}$ .
3: Initialize  $\alpha$ ,  $\Sigma$ ,  $B$  and  $[r_{nk}]$  randomly,  $i = 0$ .
4: repeat
5:   Just M-step:
6:   Given  $[r_{nk}]$ , update  $\{\hat{\mu}^{(1)}, \hat{A}^{(1)}\}$  via (8), calculate negative log-likelihood  $L^{(1)}$ .
7:   A loop of E-step and M-step:
8:   Given  $\{\alpha, \Sigma, B\}$ , update responsibility via (6), denoted as  $[r_{nk}^2]$ .
9:   Given  $[r_{nk}^2]$ , update  $\{\hat{\mu}^{(2)}, \hat{A}^{(2)}\}$  via (8), calculate negative log-likelihood  $L^{(2)}$ .
10:  If  $L^{(1)} < L^{(2)}$ 
11:    Given  $\{\hat{\mu}^{(1)}, \hat{A}^{(1)}\}$ , update  $\Sigma, B$  via (9).
12:  Else
13:    Update  $[r_{nk}]$  via  $[r_{nk}^2]$ .
14:    Given  $[r_{nk}]$ ,  $\hat{\mu}^{(2)}, \hat{A}^{(2)}$ , update  $\alpha, \Sigma, B$  via (9).
15:  End
16:   $i = i + 1$ .
17: until  $i = I$ 
18:  $\hat{\alpha} = \alpha$ ,  $\hat{\Sigma} = \Sigma$ , and  $\hat{B} = B$ .

```

eters directly (i.e., just M-step) or first updating responsibilities and then updating parameters (i.e., a loop of E-step and M-step). The parameters corresponding to the smaller objective function are preserved for next iteration. The third method is *Bayesian optimization* (Snoek et al., 2012; Shahrari et al., 2016), which takes the number of inner iterations per outer iteration as the hyper-parameter of the model and optimizes it via maximizing the Expected Improvement (EI).

In Fig. 1(a), we apply these three strategies respectively to a synthetic data set and visualize their impact on the convergence of the algorithm. The open-loop control strategy and the Bayesian optimization strategy obtain comparable performance on the convergence of algorithm, which outperform heuristic strategies. It should be noted that although adjusting the number of inner iterations via different methodologies, both these two strategies tend to increase the number of inner iterations w.r.t. the number of outer iterations. In the experiments, the open-loop control strategy updates responsibilities frequently in the beginning of algorithm. Similarly, the Bayesian optimization strategy assigns small number of inner iterations in the beginning of algorithm. As a result, these two methods reduce the negative log-likelihood more rapidly in the beginning and reach lower value finally. In this viewpoint, the heuristic strategy that increasing the number of inner iterations follows the same tendency, and therefore, is just slightly worse than the open-loop control and the Bayesian opti-

mization.

One explanation for this phenomenon is that due to the non-convexity of our learning task. In the beginning of our learning algorithm, the estimated responsibility is not reliable. Too many inner iterations at that time might make learning results fall into bad local optimums. With the help of few inner iterations our algorithm can revise the estimation of responsibility frequently in the initial phase, so that learning results can jump out of bad local optimums easily and converge to good result quickly. Fig. 1(b) further verifies our explanation. Using “increasing” strategy, except for a few outliers, the responsibilities of most samples of a cluster converge to the ground truth with high confidence after just 15 inner iterations, because the responsibilities has been revised over 5 times in this case. On the contrary, the responsibilities corresponding to the “constant” and the “decreasing” strategies have more uncertainty — many responsibilities are around 0.5 and far from the ground truth.

Based on the analysis above, the *increasing* allocation strategy indeed improves the convergence of our algorithm, and the open-loop control and the Bayesian optimization are superior to other competitors. Because the computational complexity of the open-loop control is much lower than that of the Bayesian optimization, in the following experiments, we apply open-loop control strategy to our learning algorithm. In summary, we give the scheme of the variational Bayesian learning algorithm for our DMHP model in Algorithm 1. More detailed convergence analysis can be found in the Appendix.

4. Further Analysis

4.1. Local Identifiability

One of the most important questions about our mixture model is whether it is identifiable or not. According to the definition of Hawkes process, we can prove that our model is locally identifiable.

Theorem 4.1. *When the time of observation goes to infinite, the mixture model of the Hawkes processes defined in (3), in which the parameters of each Hawkes process $\theta = \{\mu, A\} \in \mathbb{R}_+^C \times \mathbb{R}_{0+}^{C \times C \times D}$, is locally identifiable, i.e., for each parameter point $\Theta = \text{vec} \left(\begin{bmatrix} \pi^1 & \dots & \pi^K \\ \theta^1 & \dots & \theta^K \end{bmatrix} \right)$, there exists an open neighborhood of Θ containing no other Θ' which makes $p(s; \Theta) = p(s; \Theta')$ holds for all possible s .*

The detailed proof will be given in the appendix. Furthermore, we investigate the identifiability of our method in practice (when the number of samples is finite), and demonstrate the superiority of our method to other competitors via finding the edge of identifiability (Kim, 2008). Specifically, we consider a binary clustering problem of Hawkes processes with 500 event sequences. For the k -th

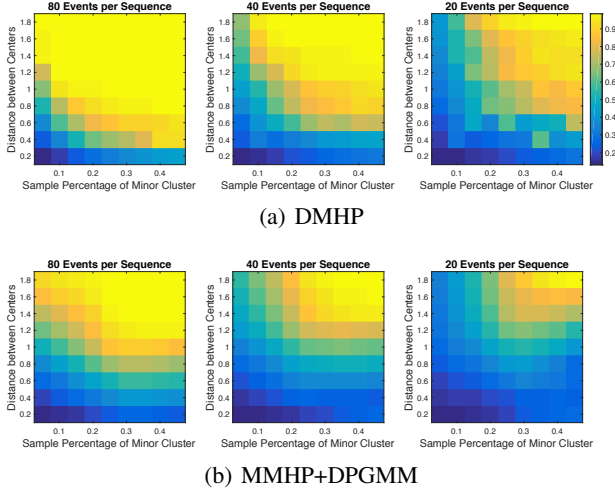


Figure 2. Comparison for various methods on F1 score of minor cluster with various number of events per sequence.

cluster, $k = 1, 2$, N_k event sequences are simulated via a 1-dimensional Hawkes processes with parameter θ^k . Taking the parameter of Hawkes process as the clustering center, we can calculate the distance between clustering centers, denoted as $d = \|\theta^1 - \theta^2\|_2$. Here, we make $N_1 + N_2 = 500$ and $N_1 < N_2$, and denote the cluster with N_1 sequence as “minor” cluster. The sample percentage of the minor cluster is denoted as $\pi^1 = \frac{N_1}{N_1 + N_2}$. Applying our DMHP model and its learning algorithm to the data generated with different d ’s and π^1 ’s, we can calculate the F1 scores of the minor cluster w.r.t. $\{d, \pi\}$. The high F1 score means that the minor cluster is identified with high accuracy while the low F1 score means that the minor cluster is hard to be identified. Fig. 2(a) visualizes the map of F1 scores w.r.t. the number of events per sequence. We can find that the F1 score obtained via our model and algorithm is close to 1 in most situations, which demonstrates the identifiability of our model in practice. The unidentifiable cases happen only in the following two situations: the parameters of different clusters are nearly equal (i.e., $d \rightarrow 0$); or there exist extremely minor clusters (i.e., $\pi^1 \rightarrow 0$). The boundary between the identifiable part (the yellow part) and the unidentifiable part (the blue part) is called the edge of identifiability. With the reducing of events per sequence, the unidentifiable part becomes larger and larger, which indicates that longer observation time is required.

For demonstrating the superiority of our model, we compare our method with its competitor on the area of identifiable part. The main competitors of our learning method are model-based sequential data clustering methods (Liao, 2005). These methods assume that each event sequence yield to a parametric model, and then, they learn the parameters of the models as the features for clustering. A typical example is the multi-task multi-dimensional Hawkes pro-

cess (MMHP) model in (Luo et al., 2015), which learns a Hawkes process for each sequence and clusters sequences according to their parameters. If ignoring the information of time stamps and treating event sequences as time series, simpler models can be applied, e.g., the Markov chain (MC) and the vector auto-regressive (VAR) model. In that case, we can use the transition matrices of the sequences as the features. For clustering event sequences generated via Hawkes processes, we can first learn the MMHP model and then apply the Dirichlet processes Gaussian mixture model (DPGMM) (Rasmussen, 1999; Görür & Rasmussen, 2010) to the learned parameters. The maps of F1 scores of the minor cluster are shown in Fig. 2(b). We can easily find that based on the same data, the unidentifiable part obtained via the MMHP+DPGMM method is much larger than that of our method.

4.2. Computational Complexity and Acceleration

Given N training sequences of C -dimensional Hawkes processes, each of which contains I events, we represent impact functions by D basis functions and set the maximum number of clusters to be K . Then, in the worst case, the computational complexity per iteration of our learning algorithm is $\mathcal{O}(KDN I^3 C^2)$. Fortunately, according to the analysis of identifiability above, we know that our algorithm can achieve robust clustering results in the case having small number of events as long as the data do not lie on the edge of identifiability, i.e., the cluster centers are discriminative enough and the sizes of different clusters are relatively balanced. Therefore, in most of situations, I will not be very large and our algorithm will not be time-consuming. Moreover, we can accelerate our algorithm from several aspects. In the objective function (8) of the M-step, the prior distribution of tensor \mathbf{A} corresponds to a sparse regularizer, so the elements of \mathbf{A} become sparse with the increase of iteration. To the elements close to zero, we can ignore their computations in the learning phase to further reduce the computational complexity. Specifically, if the number of nonzero elements in each \mathbf{A}^k is comparable to C , then the computational complexity of our algorithm will be $\mathcal{O}(KDN I^2 C)$. Besides the benefits from the structure of model, we can further accelerate our algorithm via some approximation methods. For example, the number of cluster can be truncated in the learning phase. An empirical method is ignoring the cluster whose N_k is smaller than a certain threshold N_{\min} after several iterations. As a result, the final runtime of our learning algorithm will be $\mathcal{O}(K' D N I^2 C)$, where $K' \ll K$ is the actual number of clusters. Additionally, the parallel computing techniques can also be applied to further reduce the runtime of our algorithm.

It should be noted that the computational complexity of our method is comparable to other competitors. Again, take

MMHP (Luo et al., 2015) as an example. Following the ODE-based algorithm in (Zhou et al., 2013b), the learning algorithm of MMHP discretizes each impact function into L points and estimates them via finite element analysis. Therefore, its computational complexity per iteration is $\mathcal{O}(DNI(I^2C^2 + L(C + I)))$. Similarly, when the parameters of each Hawkes process is sparse, the computational complexity will reduce to $\mathcal{O}(DNI(IC + L(C + I)))$. According to the setting in (Zhou et al., 2013b; Luo et al., 2015), generally $L \gg I$. Therefore, when K' is not very large, the computational complexity of our algorithm can be roughly compared to that of MMHP.

5. Experiments

For demonstrating the feasibility and the efficiency of our DMHP-based sequence clustering method, we compare it with the state-of-art methods, including the vector autoregressive (VAR) method (Han & Liu, 2013), the Least-Squares (LS) method in (Eichler et al., 2016), and the multi-task multi-dimensional Hawkes process (MMHP) in (Luo et al., 2015), on both synthetic and real-world data. All of the three competitors first learn features of sequences and then apply the Dirichlet process Gaussian mixture model (DPGMM) (Görür & Rasmussen, 2010) to cluster sequences. The VAR method discretizes asynchronous event sequences to time series and learns transition matrices as features. The LS method also first discretizes event sequences but with higher resolution — it ensures that there is at most one event happening in each interval. Then, for each sequence, a nonparametric Hawkes process is learned via solving a linear Least-Squares problem. Finally, the integration of impact functions over time (i.e., its infectivity matrix of event types³) is used as the feature of the sequence. Similarly, we implement the MMHP model, learning infectivity matrices as features directly from event sequences. For evaluating algorithms comprehensively, we apply the following measurements. For the synthetic data with clustering labels, we use *clustering purity* to evaluate various methods. For the real-world data, we visualize the centers of clusters and apply the cross-validation method in (Tibshirani & Walther, 2005; Von Luxburg, 2010) to measure the *consistency* of clustering results.

5.1. Synthetic Data

We generate two synthetic data sets with various clusters using sine-like impact functions and piecewise constant impact functions respectively. In each data set, the real number of classes, i.e., K' , is set from 2 to 5. Each cluster contains 400 event sequences, and each event sequence contains $50(= M_n)$ events and $C(= 2 \text{ or } 5)$ event types.

³The infectivity matrix of each sequence $\Phi = [\phi_{cc'}]$, where the element $\phi_{cc'} = \int_0^\infty \phi_{cc'}(t)dt$.

Table 1. Clustering Purity on Synthetic Data with Sine-like Impact Functions.

C	K	VAR	LS	MMHP	DMHP
		+DPGMM	+DPGMM	+DPGMM	
2	2	0.8821	0.9937	0.9980	0.9960
	3	0.8523	0.9764	0.9832	0.9938
	4	0.8272	0.9528	0.9793	0.9916
	5	0.7785	0.9059	0.9701	0.9896
5	2	0.5235	0.5639	0.5917	0.9888
	3	0.3860	0.5278	0.5565	0.9650
	4	0.2894	0.4365	0.5112	0.9354
	5	0.2543	0.3980	0.4656	0.9015

Table 2. Clustering Purity on Synthetic Data with Piecewise Constant Impact Functions.

C	K	VAR	LS	MMHP	DMHP
		+DPGMM	+DPGMM	+DPGMM	
2	2	0.8705	0.9203	0.9289	0.9637
	3	0.8259	0.9044	0.9080	0.9472
	4	0.7698	0.8827	0.8858	0.9220
	5	0.7138	0.8155	0.8366	0.8910
5	2	0.5222	0.5589	0.5913	0.8075
	3	0.3618	0.4402	0.4517	0.7675
	4	0.2901	0.3365	0.3876	0.7058
	5	0.2476	0.2980	0.3245	0.6738

The exogenous base intensity of each cluster yields to C Rayleigh distributions, whose hyper-parameters are sampled uniformly from $[0, 1]$. Each sine-like impact function in the k -th cluster is formulated as $\phi_{cc'}^k = b_{cc'}^k(1 - \cos(\omega_{cc'}^k(t - s_{cc'}^k)))$, where $t \in [0, 10]$ and the hyper-parameters $\{b_{cc'}^k, \omega_{cc'}^k, s_{cc'}^k\}$ are generated randomly from $[\frac{\pi}{5}, \frac{2\pi}{5}]$. Accordingly, each piecewise constant impact function in the k -th cluster is the truncation of the corresponding sine-like impact function, i.e., $2b_{cc'}^k \times \text{round}(\frac{\phi_{cc'}^k}{2b_{cc'}^k})$.

In the learning phase, each impact function is estimated via proposed basis representation in (2). In our DMHP learning algorithm, we use Gaussian basis functions, and apply the basis selection method in (Xu et al., 2016) to decide the bandwidth and the number of Gaussian basis functions. The maximum number of clusters K is set to be $2K'$ for all methods. After learning clustering results, the clustering purity is calculated as

$$\text{Purity} = \frac{1}{N} \sum_{k=1}^K \max_{j \in \{1, \dots, K'\}} |\mathcal{W}_k \cap \mathcal{C}_j|,$$

where \mathcal{W}_k is the learned index set of sequences belonging to the k -th cluster, \mathcal{C}_j is the real index set of sequence belonging to the j -th class, and N is the total number of sequences.

Tables 1 and 2 show the clustering purity of various methods on the two synthetic data. Compared with the three competitors, our DMHP obtains much better clustering pu-

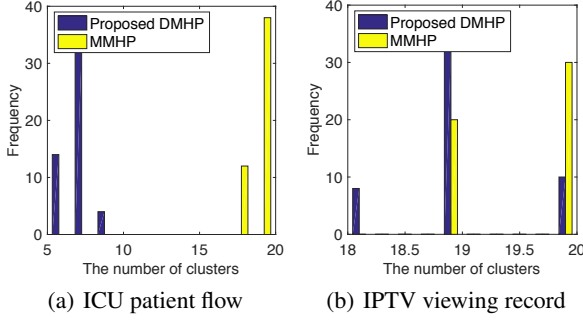


Figure 3. Histograms of clusters' numbers.

ity consistently in most situations, especially when the dimension of Hawkes process (i.e., the number of event category C) becomes large. The VAR method simply treats asynchronous event sequences as time series, which causes the loss of temporal information (e.g., the order of events and the time delay of adjacent events). Both the LS and the MMHP can learn Hawkes process for each individual sequence, which might suffer to over-fitting problem in the case having few observations. Moreover, all these methods decompose sequence clustering into two phases: learning feature and applying DPGMM. Such a strategy is very sensitive to the noise in features. The potential problems mentioned above have negative influences on learned features, and then lead to unsatisfying clustering results. Our DMHP method, however, applies a different strategy, learning clustering result directly and reducing the number of unknown variables greatly. As a result, our method avoids the problems of these competitors and obtains superior clustering results.

Moreover, the learning results of the synthetic data with piecewise constant impact functions prove that our DMHP method is relatively robust to the problem of model misspecification. Specifically, although our Gaussian basis cannot fit piecewise constant impact functions well, our method still outperforms other methods greatly.

5.2. Real-world Data

We test our clustering method on two real-world data sets. The first is the ICU patient flow data used in (Xu et al., 2017), which is extracted from the MIMIC II data set (Saeed et al., 2002). This data set contains the transition processes of 30,308 patients among different kinds of care units. The patients can be clustered according to their transitions processes. The second data set is the IPTV data set in (Luo et al., 2015), which contains 7,100 IPTV users' viewing records collected via Shanghai Telecom Inc. The TV programs are categorized into 16 classes and the viewing behaviors more than 20 minutes are recorded. The viewing records reflect users' viewing preferences, which

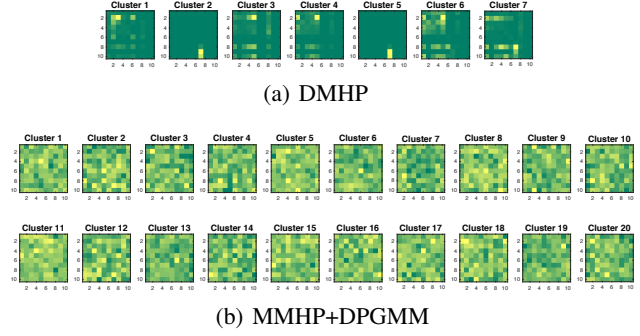


Figure 4. Comparison on infectivity matrices of ICU patient data.

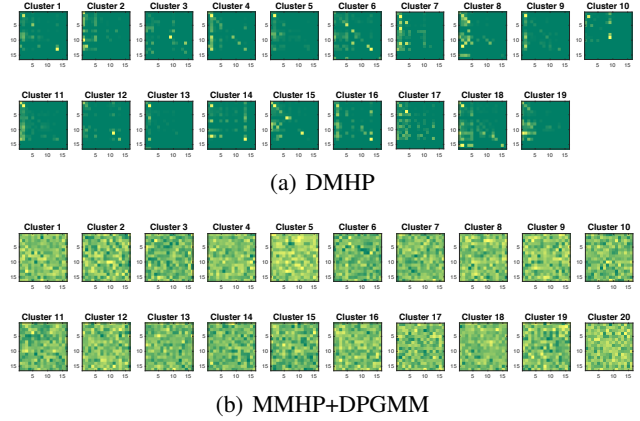


Figure 5. Comparison on infectivity matrices of IPTV data.

can be modeled via point processes. Similarly, the users can be clustered according to their viewing records.

According to the results of synthetic data, we compare our DMHP model and corresponding learning algorithm with its most powerful competitor, i.e., MMHP+DPGMM. For these two data sets, both these two methods set the maximum number of clusters to be 20. Applying a cross-validation method, we investigate the clustering consistency of these two methods. Specifically, for each data set, we test these two methods with 50 trials. In each trials, the data set is randomly divided into two folds. Taking one fold as a training set, we learn DMHP and MMHP+DPGMM, and then apply learned models to cluster the remaining fold.

Because random sampling does not change the clustering structure of data, we can measure the clustering consistency in two aspects. The clustering method with high consistency should 1) have similar number of clusters in each trial, and 2) having similar pairwise relationships among different samples. Fig. 3 visualizes the histograms of the number of clusters for various methods on the two data sets. We can find that MMHP+DPGMM method always over-segments data into too many clusters — the number of clusters reaches the maximum in most trials. Our DMHP method, however, can find more compact clustering struc-

Table 3. Clustering Consistency on Real-world Data Sets.

Method	VAR +DPGMM	LS +DPGMM	MMHP +DPGMM	DMHP
ICU Patient	0.0896	0.1375	0.3239	0.3765
IPTV User	0.0438	0.0382	0.1351	0.1979

ture. The distribution of the number of clusters concentrates to 7 and 19 for the two data sets, respectively. In our opinion, this phenomenon reflects the drawback of the feature-based method. The MMHP+DPGMM method first extracts features via learning MMHP and then learns clustering structure via learning DPGMM. The clustering performance is highly dependent on the discriminative power of feature while the clustering structure is not considered sufficiently in the phase of extracting feature. A more direct comparison is given in Figs. 5 and 4: taking infectivity matrices corresponding to different clusters⁴ as representations of clustering results, we compare our DMHP method with MMHP+DPGMM. The infectivity matrices obtained by our DMHP are sparse and discriminative with each other, while those obtained by MMHP+DPGMM are chaotic — although MMHP also applies sparse regularizer to each event sequence’ infectivity matrix, it cannot guarantee the average of infectivity matrices within a cluster is still sparse and discriminative.

Besides the number of clusters, we further prove the superiority of our method through the pairwise relationships of samples. Specifically, taking the clustering result of the j -th trial as the reference, we enumerate all pairs of sequences within same cluster. In each of other trials, we count the pairs still in same cluster, and calculate the minimum proportion of the pairs over all other trials as the measurement of clustering consistency:

$$\text{Consistency} = \min_{j \in \{1, \dots, J\}} \sum_{j' \neq j} \sum_{(n, n') \in \mathcal{M}_j} \frac{1\{k_n^{j'} = k_{n'}^{j'}\}}{(J-1)|\mathcal{M}_j|},$$

where $J = 50$ is the number of trials, $\mathcal{M}_j = \{(n, n') | k_n^j = k_{n'}^j\}$ is the set of sequence pairs within same cluster in the j -th trial, and k_n^j is the index of cluster of the n -th sequence in the j -th trial. Table 3 shows the performance of various methods on the clustering consistency. We can find that our method outperforms other methods obviously, which means that the clustering result obtained via our method is more stable and consistent than other methods’ results.

⁴Our DMHP calculates each cluster’s infectivity matrix directly from learned model, while MMHP+DPGMM calculates it via averaging infectivity matrices of sequences within the cluster.

6. Conclusion

In this paper, we propose a model-based clustering method for asynchronous event sequences, combining Dirichlet processes with Hawkes processes. The identifiability of the model is proven. A variational approximation algorithm is designed to learn the mixture model, which has good performance on the convergence and the computational complexity. We demonstrate the feasibility and the effectiveness of our work on both synthetic and real-world data. In the future, we plan to further accelerate our learning algorithm with optimal allocation strategies leveraging reinforcement learning and extend our work to more applications.

7. Appendix

7.1. More Experiments of Convergence

We test various inner iteration strategies on two synthetic data sets. Both of these two data sets have sparse \mathbf{A} . In the first data set, the nonzero elements in \mathbf{A} are distributed randomly, while in the second data set, each slide of \mathbf{A}^k , $k = 1, \dots, K$, contain several all-zero columns and rows (i.e. blockwise sparse tensor). The convergence curves obtained via various strategies are shown in Fig. 6, which demonstrate that the open-loop control and the Bayesian optimization strategies outperform heuristic strategies consistently, which are robust to the changes of parameters’ structure and the number of clusters.

7.2. The Proof of Local Identifiability

Before proving the local identifiability of our DMHP model, we first introduce some key concepts. A temporal point process is a random process whose realization consists of a list of discrete events in time $\{t_i\}$ with $t_i \in [0, T]$. Here $[0, T]$ is the time interval of the process. It can be equivalently represented as a counting process, $N = \{N(t) | t \in [0, T]\}$, where $N(t)$ records the number of events before time t . A multi-dimensional point process with C types of event is represented by C counting processes $\{N_c\}_{c=1}^C$ on a probability space $(\Omega, \mathfrak{F}, \mathbb{P})$. $N_c = \{N_c(t) | t \in [0, T]\}$, where $N_c(t)$ is the number of type- c events occurring at or before time t . $\Omega = [0, T] \times \mathcal{C}$ is the sample space. $\mathcal{C} = \{1, \dots, C\}$ is the set of event types. $\mathfrak{F} = (\mathfrak{F}(t))_{t \in \mathbb{R}}$ is the filtration representing the set of events sequence the process can realize until time t . \mathbb{P} is the probability measure.

Hawkes process is a kind of temporal point processes having self-and mutually-triggering patterns. The triggering of historical events on current ones in a Hawkes process can be modeled as branch processes (Farajtabar et al., 2014). As a result, Hawkes Process can be represented as a superposition of many non-homogeneous Poisson process. Due

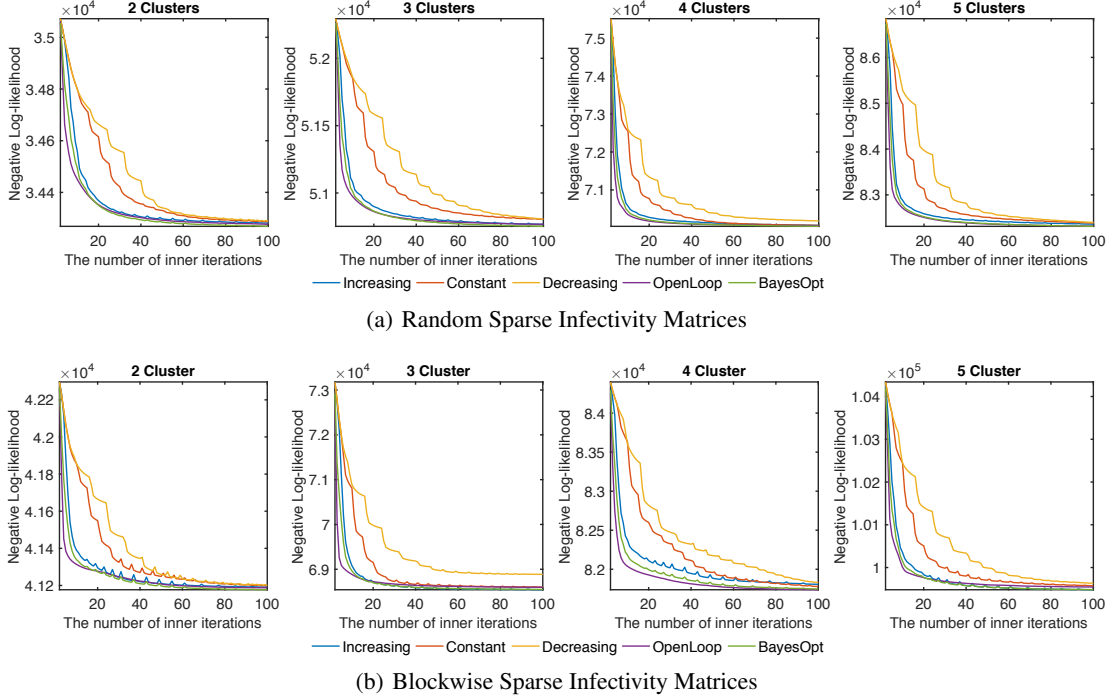


Figure 6. Comparison for various inner iteration strategies on different synthetic data sets.

to the superposition theorem of Poisson processes, the superposition of the individual processes is equivalent to the point process with summation of their intensity function. Given this we can break the counting process associated to each addition to the intensity function (or associated to each event): $N(t) = \sum_{i=0}^n N^i(t)$, where $N^0(t)$ is the counting process associated to the baseline intensity $\mu(t)$ and $N^i(t)$ is the non-homogenous Poisson process for the i -th branch. Similarly, we can write the intensity function of Hawkes process as $\lambda(t) = \sum_{i=0}^n \lambda^i(t)$, where $\lambda^i(t)$ is the intensity of the i -th branch.

Definition 7.1. Two parameter points Θ^1 and Θ^2 are said to be observationally equivalent if $p(s; \Theta^1) = p(s; \Theta^2)$ for all samples s 's in sample space.

Definition 7.2. A parameter point Θ^0 is said to be locally identifiable if there exists an open neighborhood of Θ^0 containing no other Θ in the parameter space which is observationally equivalent.

Definition 7.3. Let $I(\Theta)$ be a matrix whose elements are continuous functions of Θ everywhere in the parameter space. The point Θ^0 is said to be a regular point of the matrix if there exists an open neighborhood of Θ^0 in which $I(\Theta)$ has constant rank.

The information matrix $I(\Theta)$ is defined as

$$\begin{aligned} I(\Theta) &= \mathbb{E}_s \left[\frac{\partial \log p(s; \Theta)}{\partial \Theta} \frac{\partial \log p(s; \Theta)}{\partial \Theta^\top} \right] \\ &= \mathbb{E}_s \left[\frac{1}{p^2(s; \Theta)} \frac{\partial p(s; \Theta)}{\partial \Theta} \frac{\partial p(s; \Theta)}{\partial \Theta^\top} \right], \end{aligned}$$

The local identifiability of our DMHP model is based on the following two theorems.

Theorem 7.1. (Meijer & Ypma, 2008) The information matrix $I(\Theta)$ is positive definite if and only if there does not exist a nonzero vector of constants w such that $w^\top \frac{\partial p(s; \Theta)}{\partial \Theta} = 0$ for all samples s 's in sample space.

Theorem 7.2. (Rothenberg, 1971) Let Θ^0 be a regular point of the information matrix $I(\Theta)$. Then Θ^0 is locally identifiable if and only if $I(\Theta^0)$ is nonsingular.

To our DMHP model, the log-likelihood function is composed with differentiable functions of Θ . Therefore, the elements of information matrix $I(\Theta)$ are continuous functions w.r.t. Θ in the parameter space. According to Theorems 7.1 and 7.2, our Theorem 4.1 holds if and only if to each vector $\frac{\partial p(s; \Theta)}{\partial \Theta}$ w.r.t. a point Θ , there does not exist a nonzero vector of constants w such that $w^\top \frac{\partial p(s; \Theta)}{\partial \Theta} = 0$ for all event sequences $s \in \mathfrak{F}$.

Assume that there exists a nonzero w such that $w^\top \frac{\partial p(s; \Theta)}{\partial \Theta} = 0$ for all $s \in \mathfrak{F}$. We have the following **counter-evidence**: Considering the simplest case —

the mixture of two Poisson processes (or equivalently, two 1-dimensional Hawkes processes whose impact functions $\phi(t) \equiv 0$), we can write its likelihood given a sequence with N events in $[0, T]$ as

$$p(\mathbf{s}_N; \Theta) = \pi \lambda_1^N \exp(-T\lambda_1) + (1 - \pi) \lambda_2^N \exp(-T\lambda_2) \\ = \Lambda_1 + \Lambda_2,$$

where $\Theta = [\pi, \lambda_1, \lambda_2]^\top$, $\lambda_1 \neq \lambda_2$. According to our assumption, we have

$$\mathbf{w}^\top \frac{\partial p(\mathbf{s}_N; \Theta)}{\partial \Theta} = \mathbf{w}^\top \begin{bmatrix} \frac{\Lambda_1}{\pi} - \frac{\Lambda_2}{1-\pi} \\ (\frac{N}{\lambda_1} - T)\Lambda_1 \\ (\frac{N}{\lambda_2} - T)\Lambda_2 \end{bmatrix} = 0,$$

Denote the time stamp of the last event as t_N , we can generate new event sequences $\{\mathbf{s}_{N+n}\}_{n=1}^\infty$ via adding n events in $(t_N, T]$, and

$$\mathbf{w}^\top \frac{\partial p(\mathbf{s}_{N+n}; \Theta)}{\partial \Theta} = \mathbf{w}^\top \begin{bmatrix} \lambda_1^n \frac{\Lambda_1}{\pi} - \lambda_2^n \frac{\Lambda_2}{1-\pi} \\ ((N+n) - T\lambda_1) \lambda_1^{n-1} \Lambda_1 \\ ((N+n) - T\lambda_2) \lambda_2^{n-1} \Lambda_2 \end{bmatrix}.$$

$\mathbf{w}^\top \frac{\partial p(\mathbf{s}_{N+n}; \Theta)}{\partial \Theta} = 0$ for $n = 0, \dots, \infty$ requires $\mathbf{w} \equiv \mathbf{0}$ or all $\frac{\partial p(\mathbf{s}_{N+n}; \Theta)}{\partial \Theta}$ are coplanar. However, according to the formulation above, for arbitrary three different $n_1, n_2, n_3 \in \{0, \dots, \infty\}$, $\sum_{i=1}^3 \alpha_i \frac{\partial p(\mathbf{s}_{N+n_i}; \Theta)}{\partial \Theta} = \mathbf{0}$ holds if and only if $\alpha_1 = \alpha_2 = \alpha_3 = 0$.⁵ Therefore, $\mathbf{w} \equiv \mathbf{0}$, which violates the assumption above.

Such a counter-evidence can also be found in more general case, i.e., mixtures of multiple multi-dimensional Hawkes processes because Hawkes process is a superposition of many non-homogeneous Poisson process. As a result, according to Theorems 7.1 and 7.2, each point Θ in the parameter space is regular point of $I(\Theta)$ and the $I(\Theta)$ is nonsingular, and thus, our DMHP model is locally identifiable.

References

- Bacry, Emmanuel, Dayri, Khalil, and Muzy, Jean-François. Non-parametric kernel estimation for symmetric hawkes processes. application to high frequency financial data. *The European Physical Journal B*, 85(5):1–12, 2012.
- Bacry, Emmanuel, Delattre, Sylvain, Hoffmann, Marc, and Muzy, Jean-François. Some limit theorems for hawkes processes and application to financial statistics. *Stochastic Processes and their Applications*, 123(7):2475–2499, 2013.
- Blei, David M and Jordan, Michael I. Variational inference for dirichlet process mixtures. *Bayesian analysis*, 1(1):121–143, 2006.
- Bruni, C and Koch, G. Identifiability of continuous mixtures of unknown gaussian distributions. *The Annals of Probability*, pp. 1341–1357, 1985.
- Daley, Daryl J and Vere-Jones, David. *An introduction to the theory of point processes: volume II: general theory and structure*, volume 2. Springer Science & Business Media, 2007.
- Du, Nan, Song, Le, Yuan, Ming, and Smola, Alex J. Learning networks of heterogeneous influence. In *NIPS*, 2012.
- Du, Nan, Farajtabar, Mehrdad, Ahmed, Amr, Smola, Alexander J, and Song, Le. Dirichlet-hawkes processes with applications to clustering continuous-time document streams. In *KDD*, 2015.
- Eichler, Michael, Dahlhaus, Rainer, and Dueck, Johannes. Graphical modeling for multivariate hawkes processes with nonparametric link functions. *Journal of Time Series Analysis*, 2016.
- Farajtabar, Mehrdad, Du, Nan, Gomez-Rodriguez, Manuel, Valera, Isabel, Zha, Hongyuan, and Song, Le. Shaping social activity by incentivizing users. In *NIPS*, 2014.
- Golub, Gene H, Zhang, Zhenyue, and Zha, Hongyuan. Large sparse symmetric eigenvalue problems with homogeneous linear constraints: the lanczos process with inner–outer iterations. *Linear Algebra And Its Applications*, 309(1):289–306, 2000.
- Görür, Dilan and Rasmussen, Carl Edward. Dirichlet process gaussian mixture models: Choice of the base distribution. *Journal of Computer Science and Technology*, 25(4):653–664, 2010.
- Han, Fang and Liu, Han. Transition matrix estimation in high dimensional time series. In *ICML*, 2013.
- Hawkes, Alan G. Spectra of some self-exciting and mutually exciting point processes. *Biometrika*, 58(1):83–90, 1971.
- Kim, Daeyoung. Mixture inference at the edge of identifiability. *Ph.D. Thesis*, 2008.
- Lemonnier, Remi and Vayatis, Nicolas. Nonparametric markovian learning of triggering kernels for mutually exciting and mutually inhibiting multivariate hawkes processes. In *Machine Learning and Knowledge Discovery in Databases*, pp. 161–176, 2014.
- Lewis, Erik and Mohler, George. A nonparametric em algorithm for multiscale hawkes processes. *Journal of Nonparametric Statistics*, 2011.
- Li, Liangda and Zha, Hongyuan. Dyadic event attribution in social networks with mixtures of hawkes processes. In *CIKM*, 2013.
- Lian, Wenzhao, Henao, Ricardo, Rao, Vinayak, Lucas, Joseph, and Carin, Lawrence. A multitask point process predictive model. In *ICML*, 2015.
- Liao, T Warren. Clustering of time series data: a survey. *Pattern recognition*, 38(11):1857–1874, 2005.
- Lindsay, Bruce G. Mixture models: theory, geometry and applications. In *NSF-CBMS regional conference series in probability and statistics*, pp. i–163. JSTOR, 1995.

⁵The derivation is simple. Interested reader can try the case with $n_1 = 0, n_2 = 1, n_3 = 3$

- Luo, Dixin, Xu, Hongteng, Zhen, Yi, Ning, Xia, Zha, Hongyuan, Yang, Xiaokang, and Zhang, Wenjun. Multi-task multi-dimensional hawkes processes for modeling event sequences. In *IJCAI*, 2015.
- Luo, Dixin, Xu, Hongteng, Zhen, Yi, Dilkina, Bistra, Zha, Hongyuan, Yang, Xiaokang, and Zhang, Wenjun. Learning mixtures of markov chains from aggregate data with structural constraints. *IEEE Transactions on Knowledge and Data Engineering*, 28(6):1518–1531, 2016.
- Maharaj, Elizabeth Ann. Cluster of time series. *Journal of Classification*, 17(2):297–314, 2000.
- Maugis, Cathy, Celeux, Gilles, and Martin-Magniette, Marie-Laure. Variable selection for clustering with gaussian mixture models. *Biometrics*, 65(3):701–709, 2009.
- Meijer, Erik and Ypma, Jelmer Y. A simple identification proof for a mixture of two univariate normal distributions. *Journal of Classification*, 25(1):113–123, 2008.
- Ogunnaike, Babatunde Ayodeji and Ray, Willis Harmon. *Process dynamics, modeling, and control*. Oxford University Press, USA, 1994.
- Rasmussen, Carl Edward. The infinite gaussian mixture model. In *NIPS*, 1999.
- Rasmussen, Jakob Gulddahl. Bayesian inference for hawkes processes. *Methodology and Computing in Applied Probability*, 15(3):623–642, 2013.
- Reynaud-Bouret, Patricia, Schbath, Sophie, et al. Adaptive estimation for hawkes processes; application to genome analysis. *The Annals of Statistics*, 38(5):2781–2822, 2010.
- Rothenberg, Thomas J. Identification in parametric models. *Econometrica: Journal of the Econometric Society*, pp. 577–591, 1971.
- Saeed, Mohammed, Lieu, Christine, Raber, Greg, and Mark, Roger G. Mimic ii: a massive temporal icu patient database to support research in intelligent patient monitoring. In *Computers in Cardiology*, 2002, pp. 641–644. IEEE, 2002.
- Shahriari, Bobak, Swersky, Kevin, Wang, Ziyu, Adams, Ryan P, and de Freitas, Nando. Taking the human out of the loop: A review of bayesian optimization. *Proceedings of the IEEE*, 104(1):148–175, 2016.
- Snoek, Jasper, Larochelle, Hugo, and Adams, Ryan P. Practical bayesian optimization of machine learning algorithms. In *NIPS*, 2012.
- Socher, Richard, Maas, Andrew L, and Manning, Christopher D. Spectral chinese restaurant processes: Nonparametric clustering based on similarities. In *AISTATS*, 2011.
- Tibshirani, Robert and Walther, Guenther. Cluster validation by prediction strength. *Journal of Computational and Graphical Statistics*, 14(3):511–528, 2005.
- Van Wijk, Jarke J and Van Selow, Edward R. Cluster and calendar based visualization of time series data. In *IEEE Symposium on Information Visualization*, 1999.
- Von Luxburg, Ulrike. *Clustering Stability*. Now Publishers Inc, 2010.
- Xu, Hongteng, Zhen, Yi, and Zha, Hongyuan. Trailer generation via a point process-based visual attractiveness model. In *IJCAI*, 2015.
- Xu, Hongteng, Farajtabar, Mehrdad, and Zha, Hongyuan. Learning granger causality for hawkes processes. In *ICML*, 2016.
- Xu, Hongteng, Wu, Weichang, Nemati, Shamim, and Zha, Hongyuan. Patient flow prediction via discriminative learning of mutually-correcting processes. *IEEE Transactions on Knowledge and Data Engineering*, 29(1):157–171, 2017.
- Yakowitz, Sidney J and Spragins, John D. On the identifiability of finite mixtures. *The Annals of Mathematical Statistics*, pp. 209–214, 1968.
- Yan, Junchi, Zhang, Chao, Zha, Hongyuan, Gong, Min, Sun, Changhua, Huang, Jin, Chu, Stephen, and Yang, Xiaokang. On machine learning towards predictive sales pipeline analytics. In *AAAI*, 2015.
- Yang, Shuang-Hong and Zha, Hongyuan. Mixture of mutually exciting processes for viral diffusion. In *ICML*, 2013.
- Zhao, Qingyuan, Erdogdu, Murat A, He, Hera Y, Rajaraman, Anand, and Leskovec, Jure. Seismic: A self-exciting point process model for predicting tweet popularity. In *KDD*, 2015.
- Zhou, Ke, Zha, Hongyuan, and Song, Le. Learning social infectivity in sparse low-rank networks using multi-dimensional hawkes processes. In *AISTATS*, 2013a.
- Zhou, Ke, Zha, Hongyuan, and Song, Le. Learning triggering kernels for multi-dimensional hawkes processes. In *ICML*, 2013b.