

POWER DISSIPATION IN FRACTAL FEYNMAN-SIERPINSKI AC CIRCUITS

PATRICIA ALONSO RUIZ

ABSTRACT. This paper studies the concept of power dissipation in infinite graphs and fractals associated with passive linear networks consisting of non-dissipative elements. In particular, we analyze the so-called Feynman-Sierpinski ladder, a fractal AC circuit motivated by Feynman's infinite ladder, that exhibits power dissipation and wave propagation for some frequencies. Power dissipation in this circuit is obtained as a limit of quadratic forms, and the corresponding power dissipation measure associated with harmonic potentials is constructed. The latter measure is proved to be continuous and singular with respect to an appropriate Hausdorff measure defined on the fractal dust of nodes of the network.

1. INTRODUCTION

Passive linear networks have a wide range of applications, and especially electrical circuits have since long been intensively studied in different research areas such as electrical engineering [4, 10], physics [9, 8] and mathematics [20, 18]. In particular for the latter, Dirichlet forms on finite sets and graphs can be interpreted in terms of electric linear networks by considering the current flow between nodes (vertices) connected by resistors (edges). This is the key idea behind the theory of Dirichlet and resistance forms on fractals introduced by Kigami [16]. In this context, one may associate these forms with “fractal networks”.

Resistors are just one type of passive components, or *impedances*, of an electrical network. Impedances are characterized by the fact that they produce no energy by themselves. A resistor is a *dissipative* element because power is lost (energy is absorbed) when an alternating current runs through it. On the contrary, no loss is caused when the current flows through a non-dissipative element such as an inductor or a capacitor. Finite linear networks consisting only of inductors and capacitors are uninteresting since no power dissipation is expected.

However, what if the network is *infinite* (as for instance fractal networks are)?

In the 60s, Feynman posed this “amusing question”, see [11, Section 22.6]; to give an answer, he constructed an *infinite ladder network* as depicted in Figure 1. He found its

2010 *Mathematics Subject Classification.* 28A80; 31C45; 94C05; 78A25.

Key words and phrases. fractal network, power dissipation, harmonic functions, singular measure.

This research was partly carried out with the support of the NSF grant DMS-1613025 and the Feodor-Lynen Fellowship program from the Alexander von Humboldt Foundation.

behavior surprising and noticed a very interesting connection with wave propagation: depending on the driving frequency of the signal, power will either dissipate, allowing waves to propagate along the network, or it will not dissipate at all, preventing waves from getting through. As a consequence, voltage will either stay constant, merely changing its phase, or it will die away rapidly. This particular infinite ladder network is what is called a *low-pass filter* because low frequencies “pass” while higher frequencies are “rejected”. Although such an infinite network cannot actually occur, it is often possible to realize fairly good approximations that have many technical applications, see e.g. [11, Section 22.7].

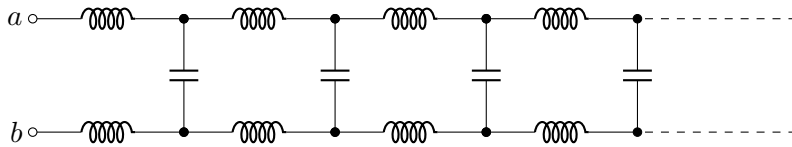


FIGURE 1. Feynman’s infinite ladder

Also fractal structures present unusual, a priori unexpected, physical properties [1, 2]. Feynman’s example motivated in [5] the construction of the so-called *Feynman-Sierpinski ladder* (*F-S ladder* for short), see Figure 4, as a first prototype of a fractal network consisting solely of inductors and capacitors that exhibits power dissipation, and hence wave propagation, at some frequencies.

The present paper aims to set up the mathematical framework to study the concept of power dissipation in infinite graphs and fractals, working out in detail the case of the F-S ladder. One of the main novelties lies in the fact that passive linear networks are studied in the frequency domain and this requires voltage, current and impedances to be considered as complex quantities. Following the classical intrinsic approach from analysis on fractals, the power dissipation in the F-S ladder will be defined as the limit of a suitable sequence of quadratic forms over complex-valued functions on its finite graph approximations.

A crucial role in this definition is played by the *harmonic functions* on the fractal dust that represents the nodes of the network. These functions describe the equilibrium potentials in a circuit when a signal is applied to the boundary nodes and they guarantee the existence of the aforementioned limit. Furthermore, proving them to be continuous will allow us to fully define power dissipation for harmonic potentials, as well as to construct the power dissipation measure associated with them. The latter measure will turn out to be singular with respect to an appropriate Hausdorff measure defined on the fractal dust related to the network.

The paper is organized as follows: In section 2, we review the classical notion of power dissipation in electric passive linear networks and transfer it to graphs and infinite networks. Here, we recall the construction of the F-S ladder and set the first step

towards the definition of power dissipation in this network. Section 3 discusses some geometric properties of the projection of the F-S ladder onto \mathbb{R}^2 . In particular, we prove this set to be a fractal quantum graph. In order to complete the definition of power dissipation, we analyze in section 4 the harmonic potentials and prove in Theorem 4.2 that they are continuous functions on the (fractal) set of nodes of the F-S ladder. Finally, section 5 deals with the construction of a measure associated with power dissipation for harmonic potentials, c.f. Theorem 5.1. Further, we prove in Theorem 6.1 that this measure is singular with respect to a suitable Hausdorff measure on the set of nodes of the F-S ladder.

2. BACKGROUND AND PRELIMINARIES

2.1. Complex AC currents and power dissipation. Electric linear networks are characterized by the well-known *Ohm's relation* $V = R \cdot I$, where V denotes voltage, I current and R electric resistance. In general, passive linear networks are studied through Fourier transforms in the so-called frequency domain, requiring voltage and current to be time dependent. They are typically considered as complex quantities given by

$$V(t) = \hat{V}e^{i(\omega t - \varphi_V)}, \quad I(t) = \hat{I}e^{i(\omega t - \varphi_I)},$$

where ω denotes the *frequency* and $\varphi_I - \varphi_V$ is the *phase shift* or *phase difference*. The corresponding generalization of Ohm's relation [9] now becomes

$$(2.1) \quad V(t) = Z \cdot I(t),$$

where $Z = |Z|e^{i(\varphi_I - \varphi_V)}$ is called *impedance* and represents a ‘‘complex resistance’’ whose absolute value depends on the frequency ω . For ease of the notation, we will assume $\varphi_V = 0$ and write $\varphi := \varphi_I$ for the phase shift, so that $Z = |Z|e^{i\varphi}$.

Due to Kirchhoff's rules, see e.g. [11, Section 22.4], the *electromotive force* of a generator connected to a linear circuit of several impedances satisfies that

$$\text{emf}(t) = Z^{\text{eff}} \cdot I(t) = |Z^{\text{eff}}|e^{i\varphi}I(t) = |Z^{\text{eff}}|\hat{I}e^{i\omega t},$$

where Z^{eff} is the so-called *effective/characteristic impedance*, which represents an impedance equivalent to the initial set. The *power dissipation*, also called energy dissipation or average rate of energy loss, is given by

$$\begin{aligned} P &= \frac{1}{T} \int_0^T \Re(\text{emf}(t))\Re(I(t)) dt \\ &= \frac{1}{T} \int_0^T |Z^{\text{eff}}|\hat{I}^2 \cos^2(\omega t) \cos \varphi dt + \frac{1}{T} \int_0^T |Z^{\text{eff}}|\hat{I}^2 \cos(\omega t) \sin(\omega t) \sin \varphi dt \\ &= \frac{1}{2}|Z^{\text{eff}}|\hat{I}^2 \cos \varphi = \frac{1}{2}|I(t)|^2 \Re(Z^{\text{eff}}). \end{aligned}$$

Notice that this quantity only depends on the real part of the effective impedance. Consequently, a purely complex impedance is called a *non-dissipative* element because, on average, there is no loss of electrical power (energy) when an alternating current

runs through it. In order to have non-trivial power dissipation, it is thus necessary that the effective impedance of the circuit has positive real part. Motivated by the physical concept of power dissipation, we introduce next a quadratic form on graphs resembling this phenomenon.

2.2. Power dissipation in finite graphs. Let us start by considering a simple graph with two vertices x, y joined by an edge $\{x, y\}$ and a network \mathcal{Z} consisting in a single impedance Z_{xy} with nonzero real part. In this case, Z_{xy} coincides with the effective impedance of the circuit.

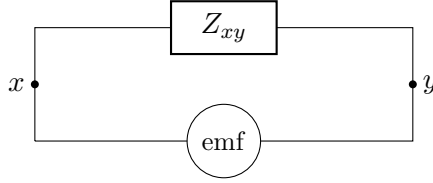


FIGURE 2. Basic 1-edge network.

The voltage across the edge $\{x, y\}$ is defined as the difference between the potential at each node. Following Ohm's law (2.1), for any potential function $(v(x), v(y)) \in \mathbb{C}^2$ the current flowing from x to y is given by

$$(2.2) \quad I_{xy} = \frac{v(y) - v(x)}{Z_{xy}}.$$

Although these quantities actually depend on time, we will consider this parameter fixed and omit it hereafter in the whole discussion.

Definition 2.1. The power dissipation associated with the network $\mathcal{Z} = \{Z_{xy}\}$ is defined as the quadratic form $\mathcal{P}_{\omega, \mathcal{Z}}: \mathbb{C}^2 \rightarrow \mathbb{R}$ given by

$$(2.3) \quad \mathcal{P}_{\omega, \mathcal{Z}}[v]_{xy} = \frac{1}{2} \frac{\Re(Z_{xy})}{|Z_{xy}|^2} |v(x) - v(y)|^2,$$

equivalently

$$\mathcal{P}_{\omega, \mathcal{Z}}[v]_{xy} = \frac{\cos \varphi_{xy}}{2|Z_{xy}|} |v(x) - v(y)|^2,$$

where φ_{xy} is the phase shift associated with Z_{xy} .

The subindex ω refers to the dependence of this expression on the frequency. For ease of the reading we will drop it off in the sequel and refer to this dependence explicitly only when confusion may occur.

Once power dissipation is defined for functions on a simple (2-node) network, this concept naturally extends to networks in graphs with several vertices and edges. In order for (2.2) to provide a one-to-one correspondence between potentials and currents and thus identify functions on edges with functions on vertices, we will restrict our discussion to graphs/networks without multiple edges.

Let us now consider a finite graph $\mathcal{G} = (V, E)$ and a network $\mathcal{Z} = \{Z_{xy} \mid \{x, y\} \in E\}$ consisting of impedances Z_{xy} attached to each edge $\{x, y\}$. Further, we denote by $\ell(V)$ the space of complex-valued functions on V .

Definition 2.2. The quadratic form $\mathcal{P}_{\mathcal{Z}}: \ell(V) \rightarrow \mathbb{R}$ given by

$$(2.4) \quad \mathcal{P}_{\mathcal{Z}}[v] := \sum_{\{x,y\} \in E} \mathcal{P}_{\mathcal{Z}}[v]_{xy}$$

is called the *power dissipation* in \mathcal{G} associated with the network \mathcal{Z} .

Remark 2.1. In the case of time-independent circuits with purely real impedances (resistors), power dissipation coincides with the classical definition of a *resistance/energy form*. Indeed, if the quantities $Z_{x,y}$, I_{xy} and the function v are real, (2.3) becomes

$$\mathcal{P}_{\mathcal{Z}}[v] = \frac{1}{2} \sum_{\{x,y\} \in E} \frac{1}{Z_{xy}} (v(x) - v(y))^2,$$

where Z_{xy} is the resistance between x and y .

In the next section we extend the notion of power dissipation to infinite graphs and networks, focusing on the particular case of the *Feynman-Sierpinski ladder* (F-S ladder), for which some useful computations and results have been obtained in [5].

2.3. Power dissipation in infinite networks. The F-S ladder. The F-S ladder circuit that we denote by \mathcal{Z}_{FS} was introduced in [5] as a fractal network whose underlying graph structure is described in Figure 3. The infinite graph that arises in the limit can be formally embedded in \mathbb{R}^2 ; existence and geometric properties of this set are discussed in Section 3.

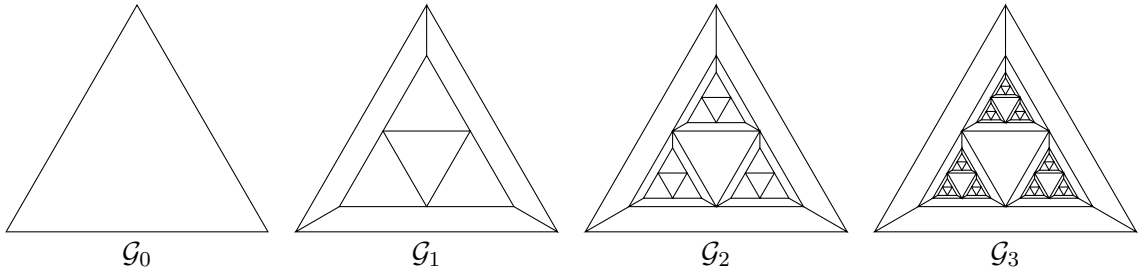


FIGURE 3. Approximation of \mathcal{G}_{∞} by graphs.

Let $\mathcal{G}_n = (V_n, E_n)$, $n \geq 0$, be the graphs displayed in Figure 3 and let \mathcal{G}_{∞} denote the limit (in the Gromov-Hausdorff metric) of the sequence $\{\mathcal{G}_n\}_{n \geq 0}$. Notice that this limit exists in view of Proposition 3.1 and Remark 3.1. The F-S ladder \mathcal{Z}_{FS} is the infinite network on \mathcal{G}_{∞} whose edges have impedances that are capacitors $Z_C = \frac{1}{i\omega C}$ or inductors $Z_L = i\omega L$ with $C, L > 0$ as shown in Figure 4. By convention, the symbol \dashv is employed for capacitors, and ∞ for inductors.

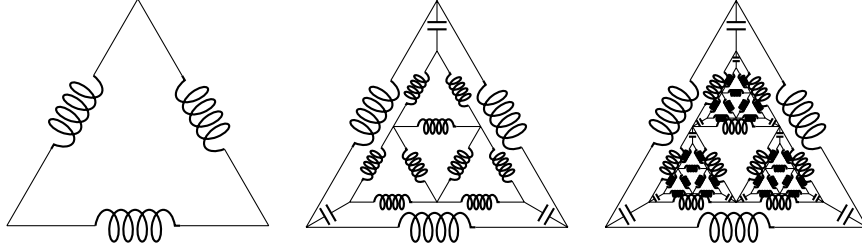


FIGURE 4. Construction of the Feynman-Sierpinski ladder circuit.

As for any passive linear network, power dissipation in \mathcal{Z}_{FS} is only meaningful if its effective impedance $Z_{\text{FS}}^{\text{eff}}$, that depends on the frequency ω , has positive real part. In the case of the F-S ladder, this is satisfied under the *filter condition*

$$(2.5) \quad 9(4 - \sqrt{15}) < 2\omega^2 LC < 9(4 + \sqrt{15}),$$

c.f. [5, Theorem 3.1].

Following the intrinsic approach from analysis on fractals, we introduce next a sequence of networks on the approximating graphs \mathcal{G}_n that will eventually lead to the definition of the power dissipation in \mathcal{G}_∞ associated with \mathcal{Z}_{FS} .

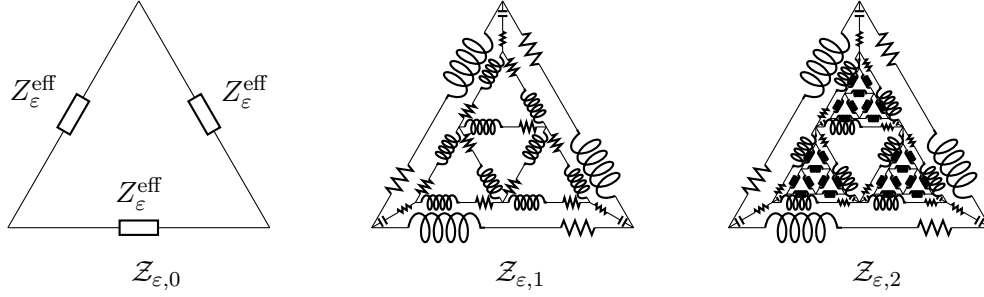
Networks $\mathcal{Z}_{\varepsilon,n} = \{Z_{\varepsilon,n,xy} \mid \{x,y\} \in E_n\}$. At each level $n \geq 1$, the network $\mathcal{Z}_{\varepsilon,n}$ is constructed by adding a small positive resistance ε in series with each of the impedances of \mathcal{Z}_{FS} , see Figure 5. Thus, for each $\{x,y\} \in E_n$,

$$(2.6) \quad Z_{\varepsilon,n,xy} = Z_{\text{FS},xy} + \varepsilon,$$

where $Z_{\text{FS},xy} \in \{Z_C, Z_L\}$ according to the previous construction in Figure 4. Under the filter condition (2.5), we know from [5, Theorem 3.2] that the effective impedance of the F-S ladder, $Z_{\text{FS}}^{\text{eff}}$, is the regularized limit of the effective impedances of the networks $\{\mathcal{Z}_{\varepsilon,n}\}_{n \geq 1}$, i.e.

$$(2.7) \quad Z_{\text{FS}}^{\text{eff}} = \lim_{\varepsilon \rightarrow 0^+} \lim_{n \rightarrow \infty} Z_{\varepsilon,n}^{\text{eff}}.$$

Furthermore, we set $Z_{\varepsilon,0,xy} = Z_\varepsilon^{\text{eff}} := \lim_{n \rightarrow \infty} Z_{\varepsilon,n}^{\text{eff}}$ for all $\{x,y\} \in E_0$, and from now on assume that the F-S ladder satisfies the filter condition (2.5).

FIGURE 5. Approximating networks $Z_{\epsilon,n}$.

In view of (2.7), the sequence of networks $\{Z_{\epsilon,n}\}_{n \geq 0}$ provides the base towards the desired definition of power dissipation.

Definition 2.3. Let $V_* = \bigcup_{n \geq 0} V_n$. The power dissipation in \mathcal{G}_∞ associated with the F-S ladder is the quadratic form $\mathcal{P}_{\text{FS}}: \text{dom } \mathcal{P}_{\text{FS}} \rightarrow \mathbb{R}$ given by

$$\mathcal{P}_{\text{FS}}[v] := \lim_{\epsilon \rightarrow 0_+} \lim_{n \rightarrow \infty} \mathcal{P}_{Z_{\epsilon,n}}[v|_{V_n}]$$

and $\text{dom } \mathcal{P}_{\text{FS}} = \{v \in \ell(V_*) \mid \mathcal{P}_{\text{FS}}[v] < \infty\}$.

The embedding of the infinite graph \mathcal{G}_∞ in \mathbb{R}^2 presented in Section 3 will reveal that the set of vertices of \mathcal{G}_∞ is actually larger than V_* , so that the latter form is actually incomplete. Its definition for potentials defined on the whole network will appear in Section 4, c.f. Definition 4.1.

Remark 2.2. At each approximating level, the network $Z_{\epsilon,n}$ is equivalent to a triangular network with impedances $Z_{\epsilon,n}^{\text{eff}}$. Thus, for any $n \geq 0$ and $u \in \ell(V_0)$,

$$\min\{\mathcal{P}_{Z_{\epsilon,n}}[v] \mid v \in \ell(V_n), v|_{V_0} = u\} = \frac{\Re(Z_{\epsilon,n}^{\text{eff}})}{2|Z_{\epsilon,n}^{\text{eff}}|^2} \sum_{\{x,y\} \in E_0} |u(x) - u(y)|^2.$$

The latter remark is directly related to *harmonic functions*. These describe the equilibrium states of the F-S ladder when a potential is connected to the boundary vertices of the circuit, which in this case consists of the three vertices in V_0 . More precisely, a function $h \in \ell(V_*)$ is said to be harmonic if for any $\epsilon > 0$ and $n \geq 1$

$$\mathcal{P}_{Z_{\epsilon,0}}[h|_{V_0}] = \mathcal{P}_{Z_{\epsilon,n}}[h|_{V_n}].$$

In particular, $\mathcal{P}_{\mathcal{Z}_{\text{FS}}}[h] = \lim_{\epsilon \rightarrow 0_+} \mathcal{P}_{Z_{\epsilon,n}}[h|_{V_n}]$ for any $n \geq 0$. Since V_0 has three elements, the space of harmonic functions on V_* , that we denote by $\mathcal{H}_{\text{FS}}(V_*)$, is a 3-dimensional subspace of $\text{dom } \mathcal{P}_{\text{FS}}$.

In connection with harmonic functions we introduce the following auxiliary networks on the approximating graphs \mathcal{G}_n .

Networks $\mathcal{Z}_n = \{Z_{n,xy} \mid \{x,y\} \in E_n\}$. At each $n \geq 1$, this network is constructed by changing the impedance of edges building triangles in the “deepest approximation level”, i.e. $\{x,y\} \in E_n \setminus E_{n-1}$ with $x,y \in V_n \setminus V_{n-1}$, to equal the effective impedance of the whole network \mathcal{Z}_{FS} . The elements of \mathcal{Z}_n are thus given by

$$Z_{n,xy} = \begin{cases} Z_{\text{FS}}^{\text{eff}} & \text{if } \{x,y\} \in E_n \setminus E_{n-1}, x,y \in V_n \setminus V_{n-1}, \\ Z_{\text{FS},xy} & \text{otherwise.} \end{cases}$$

For completeness, we set $Z_{0,xy} = Z_{\text{FS}}^{\text{eff}}$ for all $\{x,y\} \in E_0$. One of the most relevant differences between \mathcal{Z}_n and $\mathcal{Z}_{\varepsilon,n}$ is that the impedance of the edges changes with the approximation level. Moreover, the impedance of edges building triangles have non-zero real part, whereas the impedance of the remaining edges is purely imaginary.

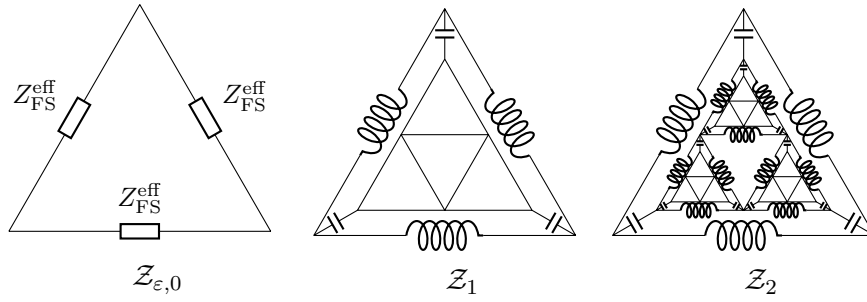


FIGURE 6. Approximating networks \mathcal{Z}_n .

In view of [5, Theorem 3.1], the networks \mathcal{Z}_n are all electrically equivalent. This fact relates them directly to harmonic functions and power dissipation, as the next proposition shows.

Proposition 2.1. *For any $h \in \mathcal{H}_{\text{FS}}(V_*)$ it holds that*

$$\mathcal{P}_{\mathcal{Z}_{\text{FS}}}[h] = \mathcal{P}_{\mathcal{Z}_n}[h|_{V_n}] \quad \forall n \geq 0.$$

Here, $\mathcal{P}_{\text{FS}}[h]$ acts in place of what one would in general define as “trace” of the “limit” power dissipation.

Proof. We prove the equivalent statement that for each $n \geq 0$, measuring potential across vertices in the F-S ladder network is equivalent to measuring them in the network \mathcal{Z}_n .

By definition of \mathcal{Z}_n , the impedance between edges $\{x,y\} \in E_{n-1}$ with at least one vertex in V_{n-1} is the same in \mathcal{Z}_{FS} and \mathcal{Z}_n . Thus, it suffices to show that triangular cells of level n (n -cells) are electrically equivalent in both networks.

On the one hand, notice that an n -cell of the network \mathcal{Z}_n is a triangular network with impedances $Z_{\text{FS}}^{\text{eff}}$. On the other hand, an n -cell of \mathcal{Z}_{FS} is itself a F-S ladder, which is electrically equivalent to a triangular network with impedances $Z_{\text{FS}}^{\text{eff}}$ as well. \square

Remark 2.3. From the definition of \mathcal{Z}_n it follows that for any $v \in \ell(V_*)$ and $n \geq 1$,

$$\mathcal{P}_{\mathcal{Z}_n}[v|_{V_n}] = \frac{1}{2} \sum_{\substack{\{x,y\} \in E_n \setminus E_{n-1} \\ x,y \in V_n \setminus V_{n-1}}} \frac{\Re(Z_{\text{FS}}^{\text{eff}})}{|Z_{\text{FS}}^{\text{eff}}|^2} |v(x) - v(y)|^2,$$

which is a multiple of the energy of the n -th graph approximation of the Sierpinski gasket.

3. GEOMETRIC PROJECTION OF THE INFINITE GRAPH \mathcal{G}_∞

The power dissipation associated with the F-S ladder has so far been defined for potentials on V_* . The present section investigates some geometric properties of the subset of \mathbb{R}^2 that corresponds to the graphical representation of \mathcal{G}_∞ . Among them, this set turns out to be a fractal quantum graph whose set of vertices is a fractal dust larger than V_* .

Let $S = \{1, 2, 3\}$ and let $\{p_1, p_2, p_3\} \in \mathbb{R}^2$ denote the set of vertices of an equilateral triangle of side length 1 with baricentre p_0 .

Definition 3.1. For each $i \in S$, define the map $G_i: \mathbb{R}^2 \rightarrow \mathbb{R}^2$ as

$$G_i(x) := F_i \circ G_0(x),$$

where $F_i, G_0: \mathbb{R}^2 \rightarrow \mathbb{R}^2$ are given by

$$F_i(x) = \frac{1}{2}(x - G_0(p_i)) + G_0(p_i),$$

respectively

$$G_0(x) = \alpha(x - p_0) + p_0,$$

with $\alpha \in (0, 1)$. Moreover, set $p_{ij} = G_i(p_j)$ for each $i, j \in S$.

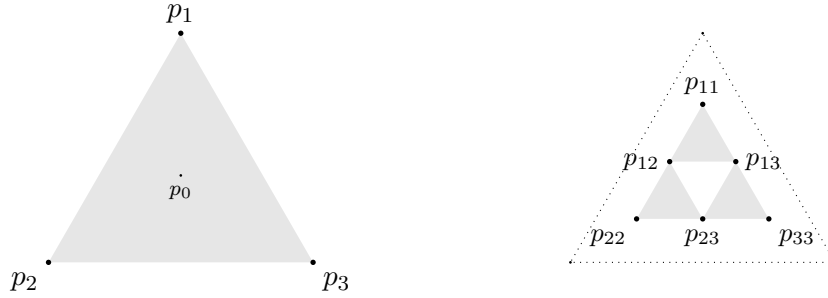


FIGURE 7. Shaded: initial equilateral triangle and its image under G_1, G_2 and G_3 .

Notice that p_i is *not* the fixed point of G_i for any $i \in S$, and therefore $p_i \neq p_{ii}$ for any $i \in S$. On the other hand, since $p_{ij} = p_{ji}$ for all $i \neq j$, we will restrict ourselves to

writing p_{ij} only for $i \leq j$. Although the mappings G_i actually depend on α , we will see in Proposition 3.2 that all lead to topologically equivalent sets, which eventually makes the parameter α irrelevant.

Definition 3.2. Let $W_0 = \{\emptyset\}$ and define for $n \geq 1$

$$W_n = \{w \mid w = w_1 \dots w_n, w_i \in S, i = 1, \dots, n\}.$$

Moreover, let $W_* = \cup_{n \geq 0} W_n$ and for any $w = w_1 \dots w_n \in W_*$ define $G_w : \mathbb{R}^2 \rightarrow \mathbb{R}^2$ by

$$G_w = G_{w_1} \circ G_{w_2} \circ \dots \circ G_{w_n},$$

setting G_\emptyset to be the identity on \mathbb{R}^2 . Finally, define $\tilde{V}_0 = \{p_1, p_2, p_3\}$ and

$$(3.1) \quad \tilde{V}_n = \bigcup_{w \in W_n} G_w(\tilde{V}_0)$$

for $n \geq 1$, as well as $\tilde{V}_* = \cup_{n \geq 0} \tilde{V}_n$.

For each $i \in S$ we will denote by e_{ii} the line segment joining p_i and p_{ii} , and by e_{ij} the line segment joining p_i and p_j , with $i < j$, see Figure 8. Moreover, we define $B := \{(i, j) \mid i \leq j\}$ and write $e_{ij}^w = G_w(e_{ij})$ for any $(w, (i, j)) \in W_* \times B$.

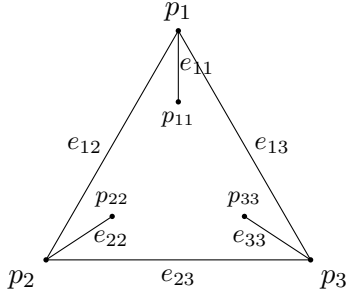


FIGURE 8. Line segments e_{ij} with $(i, j) \in B$.

Proposition 3.1. For any $\alpha \in (0, 1)$ there exists a unique compact set $Q_\alpha \subseteq \mathbb{R}^2$ such that

$$Q_\alpha = \bigcup_{i \in S} G_i(Q_\alpha) \cup \bigcup_{(i, j) \in B} e_{ij}.$$

Furthermore,

$$(3.2) \quad Q_\alpha = C_\alpha \cup \bigcup_{(w, (i, j)) \in W_* \times B} e_{ij}^w,$$

where C_α is the self-similar set associated with $\{G_1, G_2, G_3\}$, i.e. C_α is the unique nonempty compact set satisfying

$$(3.3) \quad C_\alpha = \bigcup_{i \in S} G_i(C_\alpha).$$

Proof. The mapping $H(K) := \bigcup_{i=1}^3 G_i(K)$ is a $\frac{\alpha}{2}$ -contraction. By [14, Theorem 1], the inhomogeneous equation $x = H(x) \cup \bigcup_{(i,j) \in B} e_{ij}$ has a unique solution Q_α in the space of compact subsets of \mathbb{R}^2 that equals the closure of $\bigcup_{(w,(i,j)) \in W_* \times B} e_{ij}^w$ and in particular (3.3) holds. \square

Notice that C_α is a fractal (Cantor) dust for any $\alpha \in (0, 1)$. In view of the next proposition, we will refer to any of Q_α and C_α with $\alpha \in (0, 1)$ simply by Q_∞ and C_∞ . Although the notation might seem misleading at first sight, we write Q_∞ to underline its relation with \mathcal{G}_∞ , not meaning $\alpha = \infty$.

Proposition 3.2. *The sets Q_α are pairwise homeomorphic for any $\alpha \in (0, 1)$.*

Proof. Let G_w^α and $e_{ij}^{\alpha,w}$ denote G_w and e_{ij}^w respectively. Moreover, let ι^α denote the canonical coding mapping that identifies $S^\mathbb{N}$ with C_α , which is given by $\iota^\alpha(w_1 w_2 \dots) = \bigcap_{k \geq 1} G_{w_1 \dots w_k}(C_\alpha)$. For any $\alpha_1, \alpha_2 \in (0, 1)$, define $\varphi_{\alpha_1, \alpha_2} = \iota^{\alpha_2} \circ (\iota^{\alpha_1})^{-1}: C_{\alpha_1} \rightarrow C_{\alpha_2}$. Extending this mapping onto each $e_{ij}^{\alpha_1, w}$ by $\varphi_{\alpha_1, \alpha_2}|_{e_{ij}^{\alpha_1, w}} = G_w^{\alpha_2} \circ (G_w^{\alpha_1})^{-1}|_{e_{ij}^{\alpha_1, w}}$ for any $(w, (i, j)) \in W_* \times B$ yields the desired homeomorphism $\varphi_{\alpha_1, \alpha_2}: Q_{\alpha_1} \rightarrow Q_{\alpha_2}$. \square

The fractals Q_∞ , C_∞ , and the infinite graph \mathcal{G}_∞ are related through a projection mapping $\pi: \mathcal{G}_\infty \rightarrow \mathbb{R}^2$ that in particular maps each approximating graph \mathcal{G}_n to its graphical representation in \mathbb{R}^2 displayed in Figure 3. Based on this construction, each vertex $x \in V_n \setminus V_{n-1}$ will be associated with a word of length $n \geq 1$, $w(x) \in W_n$, so that $\pi(x) = G_{w(x)_1 \dots w(x)_n}(p_{w(x)_n})$. In view of (3.1), any accumulation point, which corresponds to a vertex not captured by V_* , will be associated with an infinite word $w(x) \in S^\mathbb{N}$ provided by the canonical coding mapping associated with C_∞ , so that $\pi(x) = \bigcap_{n \geq 1} G_{w(x)_1 \dots w(x)_n}(C_\infty)$.

Definition 3.3. Let V_∞ and E_∞ the set of vertices, respectively edges, of \mathcal{G}_∞ . For any fixed choice of the values of $\pi|_{V_0}$ so that $\pi(V_0) = \tilde{V}_0$, the projection mapping $\pi: \mathcal{G}_\infty \rightarrow \mathbb{R}^2$ is defined as

$$\pi(x) = \begin{cases} G_{w(x)}(p_{w(x)_n}) & \text{if } x \in V_n \setminus V_{n-1}, \\ \bigcap_{k \geq 1} G_{w_1(x) \dots w_k(x)}(C_\infty) & \text{if } x \in V_\infty \setminus V_*, \end{cases}$$

and

$$\pi(\{x, y\}) = \{\pi(x)(1-t) + t\pi(y), t \in (0, 1)\}, \quad \{x, y\} \in E_\infty.$$

An each level $n \geq 1$, $\pi(\mathcal{G}_n)$ is isomorphic to the so-called *cable system* associated with the graph \mathcal{G}_n , see [6].

Remark 3.1. The sequence $\{\pi(\mathcal{G}_n)\}_{n \geq 0}$ is monotonically increasing and

$$Q_\infty = \overline{\bigcup_{n \geq 0} \bigcup_{\{x, y\} \in E_n} \pi(\{x, y\})}^{\text{Eucl}}.$$

This last observation leads to the fact that Q_∞ is a *fractal quantum graph*, a concept introduced in [3], whose definition we recall below.

Definition 3.4. A fractal quantum graph with length system $\{(\phi_k, \ell_k)\}_{k \geq 1}$ is a separable compact connected and locally connected metric space (X, d) that satisfies the following two conditions:

- (i) For each $k \geq 1$, $\ell_k > 0$ and $\phi_k: [0, \ell_k] \rightarrow X$ is an isometry such that $\phi_k([0, \ell_k]) \cong [0, \ell_k]$ and

$$\phi_k((0, \ell_k)) \cap \phi_j((0, \ell_j)) = \emptyset \quad \forall k \neq j.$$

- (ii) The set

$$K := X \setminus \bigcup_{k \geq 1} \phi_k((0, \ell_k))$$

is totally disconnected.

In view of the definition of π , the totally disconnected set K_∞ associated with Q_∞ corresponds to the closure of the set of nodes V_* . Potentials in the F-S ladder are thus defined on K_∞ and we will see in the next section how to extend our previous definition of power dissipation to a special class of them.

Proposition 3.3. Q_∞ is a fractal quantum graph.

Proof. Equipped with the Euclidean metric, Q_∞ is a compact, and thus locally compact metric space. The length system is given by $\{(\phi_{ij}^w, \ell_{ij}^w)\}_{(w,(i,j)) \in W_* \times B}$, where $\ell_{ij}^w = \text{diam } e_{ij}^w$ and $\phi_{ij}^w: [0, \ell_{ij}^w] \rightarrow e_{ij}^w$ is the curve parametrization of e_{ij}^w . In particular, $\phi_{ij}^w((0, \ell_{ij}^w)) = \mathring{\pi}(\{x, y\}) := \pi(\{x, y\}) \setminus \{\pi(x), \pi(y)\}$, where $\pi(x) = G_w(p_i)$ and $\pi(y) = G_w(p_j)$. In view of (3.2) we have that

$$K_\infty := Q_\infty \setminus \bigcup_{(w,(i,j)) \in W_* \times B} \phi_{ij}^w((0, \ell_{ij}^w)) = Q_\infty \setminus \bigcup_{n \geq 0} \bigcup_{\{x,y\} \in E_n} \mathring{\pi}(\{x, y\}) = C_\infty \cup \tilde{V}_*$$

is a totally disconnected set. \square

Notice that Q_∞ is also a *finitely ramified fractal* [19] and it can be expressed as a *graph directed fractal* [13] as well. In our particular case we have focused on the fact that it is a fractal quantum graph because of the importance of the totally disconnected set K_∞ in the next sections.

4. CONTINUITY OF POTENTIALS

The projection mapping π allows us to identify the nodes of the F-S ladder network with a subset of \mathbb{R}^2 . In general, this kind of identification naturally transfers the notion of power dissipation in graphs to discrete subsets of \mathbb{R}^2 . The harmonic functions associated with power dissipation and in particular their continuity, proved in Theorem 4.2, are essential to define power dissipation in Q_∞ through the fractal dust K_∞ .

From now on, we identify the approximating sets \tilde{V}_n in (3.1) with the set of vertices V_n via $\tilde{V}_n = \pi(V_n)$ and hence use the notation V_n for any of both. The power dissipation in V_n associated with a network \mathcal{Z} (formally given by $\mathcal{P}_{\mathcal{Z}}[v \circ \pi]$) will be denoted by

$P_{\mathcal{Z}}[v]$. In this manner, the power dissipation associated with the F-S ladder is given by

$$P_{\text{FS}}[v] := \lim_{\varepsilon \rightarrow 0_+} \lim_{n \rightarrow \infty} P_{\mathcal{Z}_{\varepsilon,n}}[v|_{V_n}],$$

where $\text{dom } P_{\text{FS}} := \{v \in \ell(V_*) \mid P_{\text{FS}}[v] < \infty\}$ and now V_* is a subset of \mathbb{R}^2 .

As already mentioned, Lemma 3.3 and the definition of π allow us to identify the set of vertices V_∞ with the totally disconnected set K_∞ for which V_* is a dense subset. By Proposition 3.1, K_∞ is compact with respect to the topology induced by the Euclidean metric. The aim of this section is to prove the continuity of the harmonic functions on V_* , so that they can be uniquely extended to continuous (harmonic) functions on K_∞ .

Recall that a function $h \in \ell(V_*)$ is said to be *harmonic* if for any $\varepsilon > 0$ and $n \geq 0$

$$P_{\mathcal{Z}_{\varepsilon,0}}[h|_{V_0}] = P_{\mathcal{Z}_{\varepsilon,n}}[h|_{V_n}].$$

Moreover, the space of harmonic functions on V_* , denoted by $\mathcal{H}_{\text{FS}}(V_*)$, is 3-dimensional, and for any $h \in \mathcal{H}_{\text{FS}}(V_*)$ and $n \geq 1$,

$$(4.1) \quad \lim_{\varepsilon \rightarrow 0_+} P_{\mathcal{Z}_{\varepsilon,n}}[h|_{V_n}] = P_{\text{FS}}[h] = P_{\mathcal{Z}_n}[h|_{V_n}]$$

c.f. Proposition 2.1.

Starting with a function $h_0 \in \ell(V_0)$, harmonic functions are constructed by applying recursively the *harmonic extension algorithm* provided in [5, Theorem 3.3]. This result conveys an explicit expression of the 3×3 -matrices A_1, A_2, A_3 , that describe the algorithm. Therefore,

$$(4.2) \quad h|_{G_j(V_0)} = A_j h|_{V_0}.$$

for any $h \in \mathcal{H}_{\text{FS}}(V_*)$ and $j = 1, 2, 3$.

Remark 4.1. (i) The eigenvalues of A_j , $j = 1, 2, 3$, can be explicitly computed with any mathematical software and equal

$$\lambda_1 = 1, \quad \lambda_2 = \frac{3Z_{\text{FS}}^{\text{eff}}}{9Z_C + 5Z_{\text{FS}}^{\text{eff}}}, \quad \lambda_3 = \frac{1}{3}\lambda_2.$$

- (ii) While the eigenvector associated with λ_1 is $h_1 = (1, 1, 1)$ in all matrices, the eigenvectors associated with λ_2 and λ_3 vary with the choice of j . The space of constant functions on V_* is thus the 1-dimensional subspace of $\mathcal{H}_{\text{FS}}(V_*)$ spanned by h_1 .
- (iii) Under the filter condition (2.5), substituting Z_C and $Z_{\text{FS}}^{\text{eff}}$ by their actual values from [5, Theorem 3.1], one obtains

$$|\lambda_2|^2 = \frac{9\sigma^2 + (27 + 6CL\omega^2)^2}{2106 + 25\sigma^2 + 90\sigma + 100CL\omega^2(9 + 2CL\omega^2)},$$

where $\sigma = \sqrt{144CL\omega^2 - (2CL\omega^2)^2 - 81} \in \mathbb{R}$. Although not directly readable from this expression, it holds that $|\lambda_2| < 1$.

Lemma 4.1. *The eigenvalues of the matrices A_1, A_2, A_3 from the harmonic extension algorithm satisfy $|\lambda_3| < |\lambda_2| < |\lambda_1| = 1$.*

Proof. In view of 4.1(i) it only remains to prove that $|\lambda_2| < 1$. Let us consider for instance the matrix A_1 and let h_2 be the eigenvector associated with λ_2 . Further, let $h \in \mathcal{H}_{\text{FS}}(V_*)$ be the harmonic function with $h|_{V_0} = h_2$ and denote by D_0^2 the matrix representation of the power dissipation P_{Z_0} , i.e.

$$(4.3) \quad D_0^2 = \frac{\Re(Z_{\text{FS}}^{\text{eff}})}{2|Z_{\text{FS}}^{\text{eff}}|^2} \begin{pmatrix} 2 & -1 & -1 \\ -1 & 2 & -1 \\ -1 & -1 & 2 \end{pmatrix}.$$

Since h is harmonic, we have that

$$\begin{aligned} P_{Z_0}[A_1 h|_{V_0}] &= \langle D_0^2 A_1 h_2, A_1 h_2 \rangle = |\lambda_2| \langle D_0^2 h_2, h_2 \rangle \\ &= |\lambda_2| P_{Z_0}[h|_{V_0}] = |\lambda_2| P_{\text{FS}}[h]. \end{aligned}$$

On the other hand, it follows from (4.1) and the definition of P_{Z_n} that

$$(4.4) \quad P_{\text{FS}}[h] = P_{Z_1}[h|_{V_1}] = \sum_{j=1}^3 P_{Z_0}[A_j h|_{V_0}].$$

Thus, if $|\lambda_2| = 1$, then $P_{Z_0}[A_2 h|_{V_0}] = P_{Z_0}[A_3 h|_{V_0}] = 0$ and hence $A_2 h_2$ and $A_3 h_2$ are constant, a contradiction. \square

Remark 4.2. In fact, it is possible to check directly that for instance $A_3 h_2$ is non-constant because [5, Theorem 3.3] provides the explicit expression of A_3 and h_2 , which leads to

$$A_3 h_2 = \frac{3Z_{\text{FS}}^{\text{eff}}}{9Z_C + 5Z_{\text{FS}}^{\text{eff}}} \left(3, \frac{27Z_C + 10Z_{\text{FS}}^{\text{eff}}}{3Z_C + 2Z_{\text{FS}}^{\text{eff}}}, \frac{18Z_C + 8Z_{\text{FS}}^{\text{eff}}}{3Z_C + 2Z_{\text{FS}}^{\text{eff}}} \right).$$

If this were to be constant, then $27Z_C + 10Z_{\text{FS}}^{\text{eff}} = 18Z_C + 8Z_{\text{FS}}^{\text{eff}}$, equivalently $Z_{\text{FS}}^{\text{eff}} = -\frac{9}{2}Z_C$. But Z_C is purely imaginary, whereas $Z_{\text{FS}}^{\text{eff}}$ has positive real part, a contradiction.

The next theorem is the main result of this section. It justifies the extension of power dissipation in the F-S ladder to potentials defined on the whole K_∞ .

Theorem 4.2. *Harmonic functions are continuous on V_* , i.e. $\mathcal{H}_{\text{FS}}(V_*) \subseteq C(V_*)$.*

Before proving this result we show the following key lemma.

Lemma 4.3. *There exists $r \in (0, 1)$ such that for any non-constant $h_0 \in \ell(V_0)$*

$$P_{Z_0}[A_j h_0] \leq r^2 P_{Z_0}[h_0], \quad j = 1, 2, 3.$$

Proof. Let $h_0 \in \ell(V_0)$ be non-constant and let D_0^2 be the matrix representation (4.3) of P_{Z_0} . Since D_0^2 is non-negative definite and symmetric, $\langle D_0^2 A_j h_0, h_0 \rangle \geq 0$ for any $j = 1, 2, 3$. Consider j arbitrary but fixed.

Let h_2 and h_3 denote the eigenvectors of A_j associated with the eigenvalues λ_2 , resp. λ_3 given in Remark 4.1 (i). Non-constant harmonic functions are thus the 2-dimensional subspace of $\mathcal{H}_{\text{FS}}(V_*)$ spanned by $\{h_2, h_3\}$ and hence $h_0 = \sum_{k=2}^3 a_k h_k$, $a_k \in \mathbb{C}$. Then,

$$\begin{aligned} \mathbb{P}_{\mathcal{Z}_0}[A_j h_0] &= \langle D_0^2 A_j h_0, A_j h_0 \rangle = \left| \sum_{k,l=2}^3 a_k \bar{a}_l \langle D_0^2 \lambda_k h_k, \lambda_l h_l \rangle \right| \\ &\leq \sum_{k,l=2}^3 |\lambda_k \bar{\lambda}_l| \langle D_0^2 a_k h_k, a_l h_l \rangle \leq r^2 \langle D_0^2 h_0, h_0 \rangle \end{aligned}$$

with $r = |\lambda_2| < 1$ in view of Lemma 4.1. \square

Proof of Theorem 4.2. Without loss of generality, let $h \in \mathcal{H}_{\text{FS}}(V_*)$ be non-constant and such that $\mathbb{P}_{\text{FS}}[h] = 1$. For each $\varepsilon > 0$ and $m \geq 0$ large enough, points inside a m -cell $G_w(V_*)$, $w \in W_m$, satisfy $|x - y| < \delta$ for some $\delta > 0$. Since h is harmonic, the maximum principle guarantees that h takes its maximum and minimum value within $G_w(V_*)$ on the boundary $G_w(V_0)$. Thus, for any $x, y \in G_w(V_0)$, by definition of \mathcal{Z}_m we have that

$$|h(x) - h(y)|^2 \leq \frac{2|Z_{\text{FS}}^{\text{eff}}|^2}{\Re(Z_{\text{FS}}^{\text{eff}})} \sum_{\substack{x,y \in G_w(V_0) \\ \{x,y\} \in E_m}} \mathbb{P}_{\mathcal{Z}_0}[h]_{xy} = \frac{2|Z_{\text{FS}}^{\text{eff}}|^2}{\Re(Z_{\text{FS}}^{\text{eff}})} \mathbb{P}_{\mathcal{Z}_0}[h|_{G_w(V_0)}]$$

and since h is harmonic, $h|_{G_w(V_0)} = A_{w_1} \cdots A_{w_m} h|_{V_0}$, with $w = w_1 \dots w_m$. Applying repeatedly Lemma 4.3 yields

$$\mathbb{P}_{\mathcal{Z}_0}[h|_{G_w(V_0)}] \leq r^{2m} \mathbb{P}_{\mathcal{Z}_0}[h|_{V_0}]$$

and hence

$$|h(x) - h(y)| \leq |Z_{\text{FS}}^{\text{eff}}| \sqrt{2/\Re(Z_{\text{FS}}^{\text{eff}})} r^m < \varepsilon$$

for m large. \square

As an immediate consequence of this result, the space of harmonic functions on K_∞ , denoted by $\mathcal{H}_{\text{FS}}(K_\infty)$, is well-defined. For any $h \in \mathcal{H}_{\text{FS}}(K_\infty)$ we will identify $\mathbb{P}_{\text{FS}}[h]$ with the former $\mathbb{P}_{\text{FS}}[h|_{V_*}]$ to obtain the power dissipation associated with the F-S ladder for harmonic potentials on the fractal dust K_∞ .

Definition 4.1. The power dissipation in K_∞ associated with \mathcal{Z}_{FS} of a function $h \in \mathcal{H}_{\text{FS}}(K_\infty)$ is given by

$$\mathbb{P}_{\text{FS}}[h] = \lim_{\varepsilon \rightarrow 0^+} \lim_{n \rightarrow \infty} \mathbb{P}_{\mathcal{Z}_{\varepsilon,n}}[h|_{V_n}].$$

5. CONTINUITY OF THE POWER DISSIPATION MEASURE

In analogy to energy measures, this section aims to construct a measure on K_∞ that can be understood as the ‘‘power dissipation measure’’ associated with harmonic potentials. The main theorem states the existence of this continuous (atomless) measure.

Theorem 5.1. *For each non-constant harmonic function $h \in \mathcal{H}_{\text{FS}}(K_\infty)$, the power dissipation P_{FS} induces a continuous measure ν_h on K_∞ with $\text{supp } \nu_h = C_\infty$.*

Before proving this result, we provide some useful observations. In this and the next section, n -cells will be denoted by $T_w = G_w(K_\infty)$ for any $w \in W_n$, $n \geq 0$.

Remark 5.1. The following hold.

(i) For any $h \in \mathcal{H}_{\text{FS}}(K_\infty)$ and $\{x, y\} \in E_m$, $m \geq 0$,

$$\lim_{\varepsilon \rightarrow 0_+} \lim_{n \rightarrow \infty} \text{P}_{\mathcal{Z}_{\varepsilon, n}} [h]_{xy} = \lim_{\varepsilon \rightarrow 0_+} \text{P}_{\mathcal{Z}_{\varepsilon, m}} [h]_{xy} = 0.$$

(ii) For any $h \in \mathcal{H}_{\text{FS}}(K_\infty)$ and $w \in W_m$, $m \geq 1$,

$$\lim_{\varepsilon \rightarrow 0_+} \lim_{n \rightarrow \infty} \sum_{\substack{x, y \in T_w \cap V_n \\ \{x, y\} \in E_n}} \text{P}_{\mathcal{Z}_{\varepsilon, n}} [h]_{xy} = \frac{\Re(Z_{\text{FS}}^{\text{eff}})}{2|Z_{\text{FS}}^{\text{eff}}|^2} \sum_{x, y \in \partial T_w} |h(x) - h(y)|^2.$$

Proof of Theorem 5.1. Let $h \in \mathcal{H}_{\text{FS}}(K_\infty)$ be non-constant. For each m -cell T_w define

$$\nu_h(T_w) := \lim_{\varepsilon \rightarrow 0_+} \lim_{n \rightarrow \infty} \sum_{\substack{x, y \in T_w \cap V_n \\ \{x, y\} \in E_n}} \text{P}_{\mathcal{Z}_{\varepsilon, n}} [h]_{xy}.$$

Notice that since h is harmonic,

$$0 \leq \nu_h(T_w) \leq \nu_h(K_\infty) = \text{P}_{\text{FS}}[h] < \infty.$$

Applying the same definition of ν_h to isolated points, we have that $\nu_h(\{x\}) = 0$ whenever $x \in V_m$ for some $m \geq 0$ because no edges are involved. If $x \in K_\infty$ is an accumulation point, it satisfies $x = \bigcap_{k \geq 1} T_{w_1 \dots w_k}$ for some infinite word $w_1 w_2 \dots \in S^{\mathbb{N}}$. In view of Remark 5.1(ii) we have that

$$\begin{aligned} \nu_h(\{x\}) &= \lim_{\varepsilon \rightarrow 0_+} \lim_{n \rightarrow \infty} \lim_{m \rightarrow \infty} \sum_{\substack{x, y \in T_{w_1 \dots w_m} \cap V_n \\ \{x, y\} \in E_n}} \text{P}_{\mathcal{Z}_{\varepsilon, n}} [h]_{xy} \\ &= \lim_{\varepsilon \rightarrow 0_+} \lim_{n \rightarrow \infty} \lim_{m \rightarrow \infty} \frac{\Re(Z_\varepsilon^{\text{eff}})}{2|Z_\varepsilon^{\text{eff}}|^2} \sum_{\substack{x, y \in \partial T_{w_1 \dots w_m} \\ \{x, y\} \in E_n}} |h(x) - h(y)|^2. \end{aligned}$$

By Theorem 4.2, h is continuous and therefore for any $\delta > 0$ we find $m_0 \geq 0$ large enough such that $\nu_h(\{x\}) < \frac{3\Re(Z_{\text{FS}}^{\text{eff}})}{2|Z_{\text{FS}}^{\text{eff}}|^2} \delta^2$ for all $m \geq m_0$. Thus, $\nu_h(\{x\}) = 0$.

Let us now prove finite-additivity of ν_h : Let T_w, T_v be two disjoint cells of levels n_1, n_2 . If these cells can be connected by edges without additional vertices, there is at

most one such connecting edge $\{p_1, p_2\} \in E_m$ with $m = \max\{n_1, n_2\}$. Let us suppose this is the case. In view of Remark 5.1(i) we have

$$\begin{aligned} \nu_h(T_w \cup T_v) &= \lim_{\varepsilon \rightarrow 0_+} \lim_{n \rightarrow \infty} \sum_{\substack{x, y \in T_w \cap V_n \\ \{x, y\} \in E_n}} \mathbb{P}_{\mathcal{Z}_{\varepsilon, n}}[h]_{xy} + \lim_{\varepsilon \rightarrow 0_+} \lim_{n \rightarrow \infty} \mathbb{P}_{\mathcal{Z}_{\varepsilon, n}}[h]_{p_1 p_2} \\ &+ \lim_{\varepsilon \rightarrow 0_+} \lim_{n \rightarrow \infty} \sum_{\substack{x, y \in T_v \cap V_n \\ \{x, y\} \in E_n}} \mathbb{P}_{\mathcal{Z}_{\varepsilon, n}}[h]_{xy} = \nu_h(T_{w_1}) + \nu_h(T_{w_2}). \end{aligned}$$

If there is no possible connecting edge, the above equality follows directly. The same argument applies for any finite union (both of cells or isolated points), since they can be connected by at most finitely many single edges.

In order to prove σ -additivity, consider a sequence of pairwise disjoint cells $\{T_{v(k)}\}_{k \geq 1}$, where $T_{v(k)}$ is a n_k -cell. Without loss of generality, assume that $n_k \leq n_{k+1}$. Notice that, since the cells are pairwise disjoint, it is only possible to connect $T_{v(k)}$ and $T_{v(k+1)}$ by an edge $\{x, y\} \in E_{n_{k+1}}$ if $n_{k+1} = n_k + 1$. Hence, we can assume that there will be at most one edge $\{x_{k+1}, y_{k+1}\} \in E_{n_{k+1}}$ joining $T_{v(k)}$ and $T_{v(k+1)}$. Then,

$$\begin{aligned} \nu_h\left(\bigcup_{k \geq 1} T_{v(k)}\right) &= \lim_{\varepsilon \rightarrow 0_+} \lim_{n \rightarrow \infty} \lim_{m \rightarrow \infty} \sum_{k=1}^m \sum_{\substack{x, y \in T_{v(k)} \cap V_n \\ \{x, y\} \in E_n}} \mathbb{P}_{\mathcal{Z}_{\varepsilon, n}}[h]_{xy} \\ &+ \lim_{\varepsilon \rightarrow 0_+} \lim_{n \rightarrow \infty} \lim_{m \rightarrow \infty} \sum_{k=2}^{m+1} \mathbb{P}_{\mathcal{Z}_{\varepsilon, n_k}}[h]_{x_k y_k} = \sum_{k=1}^{\infty} \nu_h(T_{w(k)}) + 0, \end{aligned}$$

where last equality follows by Remark 5.1(i) after interchanging the order of the limits, which is possible because both summands are uniformly bounded by $\mathbb{P}_{\text{FS}}[h]$. The same argument applies to countable unions of isolated points, which in particular implies that $\text{supp } \nu_h = C_{\infty}$.

Finally, by Carathéodory's extension theorem, ν_h admits a unique extension to a (finite) measure on K_{∞} and this measure is continuous because isolated points have no mass. \square

Corollary 5.2. *For any $m \geq 0$, $w \in W_m$, and any m -cell T_w it holds that*

$$\nu_h(T_w) \asymp \text{osc}(h|_{T_w})^2,$$

where $\text{osc}(h|_{T_w}) = \max_{x \in T_w} h(x) - \min_{y \in T_w} h(y)$.

Proof. First of all, recall from Remark 5.1(ii) that

$$\nu_h(T_w) = \frac{\Re(Z_{\text{FS}}^{\text{eff}})}{2|Z_{\text{FS}}^{\text{eff}}|^2} \sum_{x, y \in \partial T_w} |h(x) - h(y)|^2.$$

By the maximum principle and since h is harmonic, $h|_{T_w}$ takes its maximum and minimum on the boundary ∂T_w . Hence, $\text{osc}(h|_{T_w}) = |h(x) - h(y)|$ for some $x, y \in \partial T_w$

and the definition of ν_h yields

$$\frac{\Re(Z_{\text{FS}}^{\text{eff}})}{2|Z_{\text{FS}}^{\text{eff}}|^2} \text{osc}(h|_{T_w})^2 \leq \nu_h(T_w) \leq \frac{3\Re(Z_{\text{FS}}^{\text{eff}})}{2|Z_{\text{FS}}^{\text{eff}}|^2} \text{osc}(h|_{T_w})^2.$$

□

6. SINGULARITY OF THE POWER DISSIPATION MEASURE

This section is devoted to proving that the power dissipation measure ν_h discussed in the preceding section is singular with respect to the Bernoulli measure μ on K_∞ that satisfies

$$\mu(T_{w_1 \dots w_n}) = \mu_{w_1} \cdots \mu_{w_n}$$

for any n -cell $T_{w_1 \dots w_n}$, $w_1 \dots w_n \in W_n$, where $\sum_{i \in S} \mu_i = 1$. In particular in this case, we will consider $\mu_1 = \mu_2 = \mu_3 = \frac{1}{3}$. Together with the measure μ , K_∞ can be seen as a probability space. Notice that, as it happened with ν_h , $\text{supp } \mu = C_\infty$, where C_∞ is the Cantor dust defined in (3.3).

Recall that any element in the support of μ is a non-isolated point of K_∞ such that $x = \bigcap_{n \geq 1} T_{w_1 \dots w_n}$ for some $w_1 w_2 \dots \in S^\mathbb{N}$. For these points, we define the (random) matrices $M_n(x) = A_{w_n}$, where A_j , $j \in S$, are the matrices of the harmonic extension algorithm (4.2). The matrices $M_n(x)$ are statistically independent with respect to μ .

The next result is based on a special case of [17] and we will mainly follow the proof given in [7, Theorem 5.1], including details for completeness. Since we are only dealing with non-constant harmonic functions, we will restrict to the 2-dimensional subspace of $\mathcal{H}_{\text{FS}}(K_\infty)$ spanned by the two harmonic functions h_2, h_3 associated to the eigenvalues λ_2, λ_3 from Remark 4.1(i).

Theorem 6.1. *Assume that for a non-constant $h \in \mathcal{H}_{\text{FS}}(K_\infty)$ there exists $m \geq 1$ such that the mapping $x \mapsto \|D_0 M_m(x) \cdots M_1(x) h|_{V_0}\|$ is non-constant. Then, ν_h is singular with respect to μ .*

The proof of this theorem essentially consists in proving the condition stated in the following lemma, which is a consequence of the generalized Lebesgue differentiation theorem for metric measure spaces.

Lemma 6.2. *The measure ν_h is singular with respect to μ if for μ -a.e. $x \in C_\infty$*

$$\lim_{n \rightarrow \infty} \frac{\nu_h(T_{w_1 \dots w_n})}{\mu(T_{w_1 \dots w_n})} = 0,$$

where $x = \bigcap_{n \geq 1} T_{w_1 \dots w_n}$.

Proof. For each $n \geq 1$, $T_{w_1 \dots w_n}$ is a neighborhood of x and $\lim_{n \rightarrow \infty} \mu(T_{w_1 \dots w_n}) = 0$. Let us suppose that ν_h is absolutely continuous with respect to μ . Then, there exists

a measurable function f (the Radon-Nikodym derivative of ν_h with respect to μ) such that

$$(6.1) \quad \frac{\nu(T_{w_1 \dots w_n})}{\mu(T_{w_1 \dots w_n})} = \frac{1}{\mu(T_{w_1 \dots w_n})} \int_{T_{w_1 \dots w_n}} f(x) \mu(dx).$$

Due to the definition of μ and since C_∞ is self-similar, it is Ahlfors regular (i.e. $\mu(B_{d_E}(x, r) \cap C_\infty) \asymp r^\gamma$, in this case with γ being the Hausdorff dimension of C_∞). Thus, (C_∞, μ) equipped with the Euclidean metric is volume doubling and the generalized Lebesgue differentiation theorem, see e.g. [15, Theorem 1.8] holds, so that (6.1) equals $f(x)$ for μ -a.e. $x \in C_\infty$. By assumption, this implies that f is zero μ -a.e., a contradiction. \square

Proof of Theorem 6.1. For any $h \in \mathcal{H}_{\text{FS}}(K_\infty)$, $w \in W_m$ and n large it holds that

$$\begin{aligned} \sum_{\substack{x, y \in T_w \cap V_n \\ \{x, y\} \in E_n}} \mathbb{P}_{\mathcal{Z}_{\varepsilon, n}}[h]_{xy} &= \sum_{\substack{x, y \in T_w \cap V_{n-m} \\ \{x, y\} \in E_n}} \mathbb{P}_{\mathcal{Z}_{\varepsilon, n}}[h \circ G_w]_{xy} \\ &= \sum_{\substack{x, y \in T_w \cap V_{n-m} \\ \{x, y\} \in E_{n-m}}} \mathbb{P}_{\mathcal{Z}_{\varepsilon, n-m}}[h \circ G_w]_{xy} = \mathbb{P}_{\mathcal{Z}_{\varepsilon, n-m}}[h \circ G_w|_{V_{n-m}}] \\ &= \frac{\Re(Z_\varepsilon^{\text{eff}})}{2|Z_\varepsilon^{\text{eff}}|^2} \sum_{\{x, y\} \in E_0} |h \circ G_w(x) - h \circ G_w(y)|^2. \end{aligned}$$

Letting $\varepsilon \rightarrow 0_+$ and $n \rightarrow \infty$ in both sides of the equality yields

$$(6.2) \quad \begin{aligned} \nu_h(T_w) &= \frac{\Re(Z_{\text{FS}}^{\text{eff}})}{2|Z_{\text{FS}}^{\text{eff}}|^2} \sum_{\{x, y\} \in E_0} |h \circ G_w(x) - h \circ G_w(y)|^2 \\ &= \|D_0 A_{w_m} \cdots A_{w_1} h|_{V_0}\|^2. \end{aligned}$$

On the other hand, it follows from (4.4) and the definition of μ that

$$\begin{aligned} \|D_0 h|_{V_0}\|^2 &= \langle D_0^2 h|_{V_0}, h|_{V_0} \rangle = \mathbb{P}_{\mathcal{Z}_0}[h|_{V_0}] = \sum_{i=1}^3 \mathbb{P}_{\mathcal{Z}_0}[h \circ G_i|_{V_0}] \\ &= \sum_{i=1}^3 \langle D_0^2 A_i h|_{V_0}, A_i h|_{V_0} \rangle = \sum_{i=1}^3 \|D_0 A_i h|_{V_0}\|^2 \\ &= 3 \sum_{i=1}^3 \mu_i \|D_0 A_i h|_{V_0}\|^2 = 3 \int_{K_\infty} \|D_0 M_1(x) h|_{V_0}\|^2 \mu(dx). \end{aligned}$$

and induction leads to

$$(6.3) \quad \|D_0 h|_{V_0}\|^2 = 3^n \int_{K_\infty} \|D_{P_0} M_n(x) \cdots M_1(x) h|_{V_0}\|^2 \mu(dx)$$

for any $n \geq 1$. Notice that all computations are in fact basis independent.

Furthermore, by assumption, there exists $m \geq 1$ such that Jensen's and the Cauchy-Schwartz inequality yield

$$\begin{aligned} \int_{K_\infty} \log \|D_0 M_m(x) \cdots M_1(x) h_{|_{V_0}}\| \mu(dx) &< \log \int_{K_\infty} \|D_0 M_m(x) \cdots M_1(x) h_{|_{V_0}}\| \mu(dx) \\ &\leq \frac{1}{2} \log \int_{K_\infty} \|D_0 M_m(x) \cdots M_1(x) h_{|_{V_0}}\|^2 \mu(dx) = \frac{1}{2} \log \frac{1}{3^m} \|D_0 h_{|_{V_0}}\|^2, \end{aligned}$$

where last equality follows from (6.3). Hence,

$$(6.4) \quad \beta := \sup_{h \in \mathcal{H}_1} \int_{K_\infty} \log \|D_0 M_m(x) \cdots M_1(x) h_{|_{V_0}}\| \mu(dx) < -\frac{m}{2} \log 3,$$

where $\mathcal{H}_1 := \{h \in \mathcal{H}_{\text{FS}}(K_\infty) \text{ non-constant, } \|D_0 h_{|_{V_0}}\| = 1\}$.

Let now $h \in \mathcal{H}_1$ and $n \geq 1$. Multiplying and dividing by $\|D_0 M_{m(n-1)}(x) \cdots M_1(x) h_{|_{V_0}}\|$ and since the matrices $M_i(x)$ are statistically independent, Jensen's inequality yields

$$\begin{aligned} \int_{K_\infty} \log \|D_0 M_{mn}(x) \cdots M_{mn-m}(x) \cdots M_1(x) h_{|_{V_0}}\| \mu(dx) \\ \leq \beta + \int_{K_\infty} \log \|D_0 M_{m(n-1)}(x) \cdots M_1(x) h_{|_{V_0}}\| \mu(dx). \end{aligned}$$

By induction we obtain

$$\int_{K_\infty} \log \|D_0 M_{mn}(x) \cdots M_1(x) h_{|_{V_0}}\| \mu(dx) \leq n\beta$$

and thus

$$(6.5) \quad \int_{K_\infty} \log \|D_0 M_{m_n}(x) \cdots M_1(x) h_{|_{V_0}}\| \mu(dx) \leq \frac{m_n}{m} \beta$$

for the subsequence $m_n = mn$. Consequently,

$$(6.6) \quad \limsup_{m_n \rightarrow \infty} \frac{1}{m_n} \log \|D_0 M_{m_n}(x) \cdots M_1(x) h_{|_{V_0}}\| \leq \frac{1}{m} \beta < -\frac{1}{2} \log 3,$$

where the existence of the limit is guaranteed by Furstenberg's Theorem [12] because the matrices $M_{m_n}(x)$ are i.i.d. By definition of μ and (6.2) we thus have that

$$\frac{\nu_h(T_{w_1 \dots w_n})}{\mu(T_{w_1 \dots w_n})} = 3^n \|D_0 M_{w_n}(x) \cdots M_{w_1}(x) h_{|_{V_0}}\|^2$$

for μ -a.e. $x \in C_\infty$, hence μ -a.e. in K_∞ , and (6.5) yields

$$\frac{1}{n} (\log \|D_0 M_{w_n}(x) \cdots M(x)_{w_1} h_{|_{V_0}}\|^2 + n \log 3) < -n \log 3 - n \log 3 = 0.$$

Finally, this implies that

$$(6.7) \quad \lim_{n \rightarrow \infty} \frac{\nu_h(T_{w_1 \dots w_n})}{\mu(T_{w_1 \dots w_n})} = 0$$

for μ -a.e. $x \in K_\infty$. By Proposition 6.2, ν_h is singular with respect to μ . \square

Acknowledgments. The author would like to thank A. Teplyaev and L. Rogers for very fruitful discussions.

REFERENCES

1. E. Akkermans, O. Benichou, G. V. Dunne, A. Teplyaev, and R. Voituriez, *Spatial log-periodic oscillations of first-passage observables in fractals*, Phys. Rev. E **86** (2012), no. 6, 061125.
2. E. Akkermans, G. V. Dunne, and E. Levy, *Wave propagation in one-dimension: Methods and applications to complex and fractal structures*, Optics of Aperiodic Structures - Fundamentals and Device Applications, L. Dal Negro (Ed), Pan Stanford Press, 2014, pp. 407–449.
3. P. Alonso-Ruiz, D. J. Kelleher, and A. Teplyaev, *Energy and Laplacian on Hanoi-type fractal quantum graphs*, Journal of Physics A: Mathematical and Theoretical **49** (2016), no. 16, 165206.
4. B. D. O. Anderson and S. Vongpanitlerd, *Network analysis and synthesis : a modern systems theory approach*, Englewood Cliffs (N.J.) : Prentice-Hall, 1973.
5. L. Anderson, U. Andrews, A. Brzoska, J. P. Chen, A. Coffey, H. Davis, L. Fisher, M. Hansalik, S. Loew, L. G. Rogers, and A. Teplyaev, *Power dissipation in fractal AC circuits*, ArXiv e-prints (2016).
6. M. T. Barlow and R. F. Bass, *Stability of parabolic Harnack inequalities*, Trans. Amer. Math. Soc. **356** (2004), no. 4, 1501–1533 (electronic).
7. O. Ben-Bassat, R. S. Strichartz, and A. Teplyaev, *What is not in the domain of the Laplacian on Sierpinski gasket type fractals*, J. Funct. Anal. **166** (1999), no. 2, 197–217.
8. R. Bott and R. J. Duffin, *Impedance synthesis without use of transformers*, Journal of Applied Physics **20** (1949), no. 8, 816–816.
9. O. Brune, *Synthesis of a finite two-terminal network whose driving-point impedance is a prescribed function of frequency*, Journal of Mathematics and Physics **10** (1931), no. 1-4, 191–236.
10. A. Budak, *Passive and active network analysis and synthesis*, Houghton Mifflin, Boston, 1974.
11. R. P. Feynman, R. B. Leighton, and M. Sands, *The Feynman lectures on physics. Vol. 2: Mainly electromagnetism and matter*, Addison-Wesley Publishing Co., Inc., Reading, Mass.-London, 1964.
12. H. Furstenberg, *Boundary theory and stochastic processes on homogeneous spaces* (Proc. Sympos. Pure Math., Vol. XXVI, Williams Coll., Williamstown, Mass., 1972), Amer. Math. Soc., Providence, R.I., 1973, pp. 193–229.
13. B. M. Hambly and S. O. G. Nyberg, *Finitely ramified graph-directed fractals, spectral asymptotics and the multidimensional renewal theorem*, Proc. Edinb. Math. Soc. (2) **46** (2003), no. 1, 1–34.
14. M. Hata, *On some properties of set-dynamical systems*, Proc. Japan Acad. Ser. A Math. Sci. **61** (1985), no. 4, 99–102.
15. J. Heinonen, *Lectures on analysis on metric spaces*, Universitext, Springer-Verlag, New York, 2001.
16. J. Kigami, *Analysis on fractals*, Cambridge Tracts in Mathematics, vol. 143, Cambridge University Press, Cambridge, 2001.
17. S. Kusuoka, *Dirichlet forms on fractals and products of random matrices*, Publ. Res. Inst. Math. Sci. **25** (1989), no. 4, 659–680.
18. S. Smale, *On the mathematical foundations of electrical circuit theory*, J. Differential Geom. **7** (1972), no. 1-2, 193–210.
19. A. Teplyaev, *Harmonic coordinates on fractals with finitely ramified cell structure*, Canad. J. Math. **60** (2008), no. 2, 457–480.
20. H. Weyl, *Repartición de corriente en una red conductora*, Rev. Mat. Hisp.-Amer. (1923), no. 5, 153–164, in *Gesammelte Abhandlungen*, Springer-Verlag, Berlin-New York, (1968).

DEPARTMENT OF MATHEMATICS, UNIVERSITY OF CONNECTICUT, STORRS, CT 06269
E-mail address: patricia.alonso-ruiz@uconn.edu