

# The nature of spin excitations in the one-third magnetization plateau phase of $\text{Ba}_3\text{CoSb}_2\text{O}_9$

Y. Kamiya,<sup>1,\*</sup> L. Ge,<sup>2</sup> Tao Hong,<sup>3</sup> Y. Qiu,<sup>4</sup> D. L. Quintero-Castro,<sup>5</sup> Z. Lu,<sup>5</sup> H. B. Cao,<sup>3</sup> M. Matsuda,<sup>3</sup> E. S. Choi,<sup>6</sup> C. D. Batista,<sup>7,8</sup> M. Mourigal,<sup>2</sup> H. D. Zhou,<sup>6,7</sup> and J. Ma<sup>9,10,7,\*</sup>

<sup>1</sup>*Condensed Matter Theory Laboratory, RIKEN, Wako, Saitama 351-0198, Japan*

<sup>2</sup>*School of Physics, Georgia Institute of Technology, Atlanta, GA 30332, USA*

<sup>3</sup>*Neutron Scattering Division, Oak Ridge National Laboratory, Oak Ridge, Tennessee 37831, USA*

<sup>4</sup>*NIST Centre for Neutron Research, National Institute of Standards and Technology, Gaithersburg, MD 20899, USA*

<sup>5</sup>*Helmholtz-Zentrum Berlin für Materialien und Energie, D-14109 Berlin, Germany*

<sup>6</sup>*National High Magnetic Field Laboratory, Florida State University, Tallahassee, FL 32310, USA*

<sup>7</sup>*Department of Physics and Astronomy, University of Tennessee, Knoxville, Tennessee 37996, USA*

<sup>8</sup>*Neutron Scattering Division and Shull-Wollan Center, Oak Ridge National Laboratory, Oak Ridge, Tennessee 37831, USA*

<sup>9</sup>*Key Laboratory of Artificial Structures and Quantum Control, Department of Physics and Astronomy, Shanghai Jiao Tong University, Shanghai 200240, China*

<sup>10</sup>*Collaborative Innovation Center of Advanced Microstructures, Nanjing, Jiangsu 210093, China*

May 8, 2018

**Magnetization plateaus in quantum magnets—where bosonic quasiparticles crystallize into emergent spin superlattices—are spectacular yet simple examples of collective quantum phenomena escaping classical description. While magnetization plateaus have been observed in a number of spin-1/2 antiferromagnets, the description of their magnetic excitations remains an open theoretical and experimental challenge. Here, we investigate the dynamical properties of the triangular-lattice spin-1/2 antiferromagnet  $\text{Ba}_3\text{CoSb}_2\text{O}_9$  in its one-third magnetization plateau phase using a combination of nonlinear spin-wave theory and neutron scattering measurements. The agreement between our theoretical treatment and the experimental data demonstrates that magnons behave semiclassically in the plateau in spite of the purely quantum origin of the underlying magnetic structure. This allows for a quantitative determination of**

**Ba<sub>3</sub>CoSb<sub>2</sub>O<sub>9</sub> exchange parameters. We discuss the implication of our results to the deviations from semi-classical behavior observed in zero-field spin dynamics of the same material and conclude they must have an intrinsic origin.**

Quantum fluctuations favor collinear spin order in frustrated magnets [1–3], which can be qualitatively different from the classical limit ( $S \rightarrow \infty$ ) [4]. In particular, quantum effects can produce *magnetization plateaus* [5–10], where the magnetization is pinned at a fraction of its saturation value. Magnetization plateaus can be interpreted as crystalline states of bosonic particles, and are naturally stabilized by easy-axis exchange anisotropy, which acts as strong off-site repulsion [11–14]. However, the situation is less evident and more intriguing for *isotropic* Heisenberg magnets, which typically have no plateaus in the classical limit. In a seminal work, Chubukov and Golosov predicted the 1/3 magnetization plateau in the quantum triangular lattice Heisenberg antiferromagnet (TLHAFM), corresponding to an up-up-down (UUD) state [5]. Their predictions were confirmed by numerical studies [6, 15–21] and extended to plateaus in other models [6]. Experimentally, the 1/3 plateau has been observed in the spin-1/2 isosceles triangular lattice material  $\text{Cs}_2\text{CuBr}_4$ , [22–26] as well as in the equilateral triangular lattice materials  $\text{RbFe}(\text{MoO}_4)_2$  ( $S = 5/2$ ) [27–29] and  $\text{Ba}_3\text{CoSb}_2\text{O}_9$  (effective  $S = 1/2$ ) [30–39].

Notwithstanding the progress in the search of quantum plateaus, much less is known about their *excitation spectra*. Given that they are stabilized by quantum fluctuations, it is natural to ask if these fluctuations strongly affect the excitation spectrum. The qualitative difference between the plateau and the classical orderings may appear to invalidate spin-wave theory. For instance, the UUD state in the equilateral TLHAFM is not a classical ground state unless the magnetic field  $H$  is fine-tuned [40]. Consequently, a naive spin wave treatment is doomed to instability. On the other hand, spin wave theory builds on the assumption of an ordered moment  $|\langle \mathbf{S}_r \rangle|$  close to the full moment. Given that a sizable reduction of  $|\langle \mathbf{S}_r \rangle|$  is unlikely within the plateau because of the gapped nature of the spectrum, a spin wave description could be adequate. Although this may seem in conflict with the order-by-disorder mechanism [1–3] stabilizing the plateau [40–42], this phenomenon is produced by the zero-point energy correction  $E_{zp} = (1/2) \sum_{\mathbf{q}} \omega_{\mathbf{q}} + O(S^0)$  ( $\omega_{\mathbf{q}}$  is the spin wave dispersion), which does not necessarily produce a large moment size reduction.

One of our goals is to resolve this seemingly contradictory situation. Recently, Alicea *et al.* developed a method to fix the unphysical spin-wave instability [40]. This proposal awaits experimental verification because the excitation spectrum has not been measured over the entire Brillouin zone for any fluctuation-induced plateau. We will demonstrate that the modified nonlinear spin wave (NLSW) approach indeed reproduces the magnetic excitation spectrum of  $\text{Ba}_3\text{CoSb}_2\text{O}_9$  within the 1/3 plateau [30–39]. The resulting model parameters confirm that the anomalous *zero-field* dynamics reported in two independent experiments [37, 39] must be intrinsic and non-classical.

In this article, we present a comprehensive study of magnon excitations in the 1/3 magnetization plateau phase of a quasi-two-dimensional (quasi-2D) TLHAFM with easy-plane exchange anisotropy. Our study combines NLSW theory with in-field inelastic neutron scattering (INS) measurements of  $\text{Ba}_3\text{CoSb}_2\text{O}_9$ . The Hamiltonian is

$$\begin{aligned} \mathcal{H} = & J \sum_{\langle \mathbf{r}\mathbf{r}' \rangle} \left( S_{\mathbf{r}}^x S_{\mathbf{r}'}^x + S_{\mathbf{r}}^y S_{\mathbf{r}'}^y + \Delta S_{\mathbf{r}}^z S_{\mathbf{r}'}^z \right) \\ & + J_c \sum_{\mathbf{r}} \left( S_{\mathbf{r}}^x S_{\mathbf{r}+\frac{\mathbf{e}_x}{2}}^x + S_{\mathbf{r}}^y S_{\mathbf{r}+\frac{\mathbf{e}_y}{2}}^y + \Delta S_{\mathbf{r}}^z S_{\mathbf{r}+\frac{\mathbf{e}_z}{2}}^z \right) - h_{\text{red}} \sum_{\mathbf{r}} S_{\mathbf{r}}^x, \end{aligned} \quad (1)$$

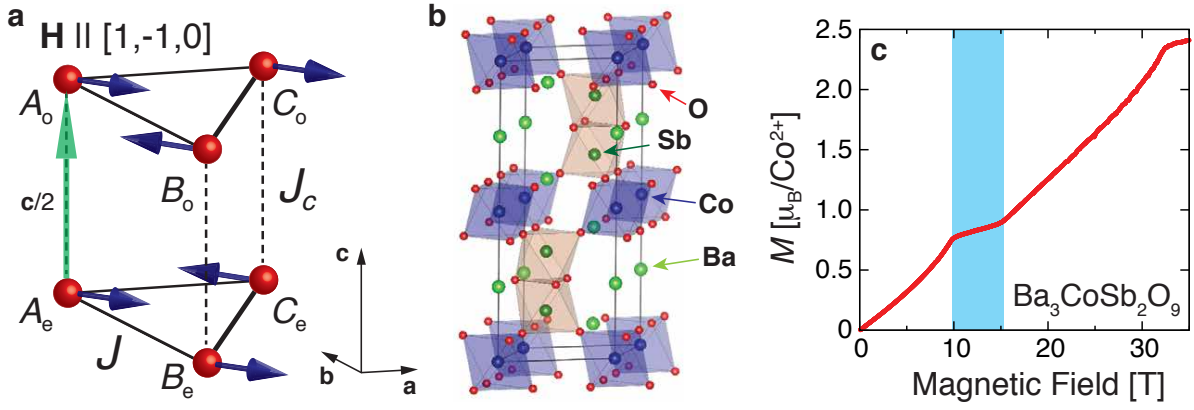


Figure 1: **Stacked triangular lattice and the UUD state.** (a) Spin structure in the quasi-2D lattice. (b) Crystal structure of  $\text{Ba}_3\text{CoSb}_2\text{O}_9$ . (c) Magnetization curve for  $\mathbf{H} \parallel ab$  at  $T = 0.6$  K highlighting the  $1/3$  plateau (the finite slope is due to Van Vleck paramagnetism [33]).

where  $\langle \mathbf{r}\mathbf{r}' \rangle$  runs over in-plane nearest-neighbor (NN) sites of the stacked triangular lattice and  $\frac{c}{2}$  corresponds to the interlayer spacing (Fig. 1a).  $J$  ( $J_c$ ) is the antiferromagnetic intralayer (interlayer) NN exchange and  $0 \leq \Delta < 1$ . The magnetic field is in the in-plane ( $x$ ) direction (we use a spin-space coordinate frame where  $x$  and  $y$  are in the  $ab$  plane and  $z$  is parallel to  $c$ ).  $h_{\text{red}} = g_{\perp} \mu_B H$  is the reduced field and  $g_{\perp}$  is the in-plane  $g$ -tensor component.

This model describes  $\text{Ba}_3\text{CoSb}_2\text{O}_9$  (Fig. 1b), which comprises triangular layers of effective spin  $1/2$  moments arising from the  $\mathcal{J} = 1/2$  Kramers doublet of  $\text{Co}^{2+}$  in a perfect octahedral ligand field. Excited multiplets are separated by a gap of 200–300 K due to spin-orbit coupling, which is much larger than the Néel temperature  $T_N = 3.8$  K. Below  $T = T_N$ , the material develops conventional  $120^\circ$  ordering with wavevector  $\mathbf{Q} = (1/3, 1/3, 1)$  [30]. Experiments confirmed a  $1/3$  magnetization plateau for  $\mathbf{H} \parallel ab$  (Fig. 1c) [31, 33, 35, 36, 38], which is robust down to the lowest temperatures. We compute the dynamical spin structure factor using NLSW theory in the  $1/3$  plateau phase. We also provide neutron diffraction evidence of the UUD state within the  $1/3$  plateau of  $\text{Ba}_3\text{CoSb}_2\text{O}_9$ , along with maps of the excitation spectrum obtained from INS. The excellent agreement between theory and experiment demonstrates the semiclassical nature of magnons within the  $1/3$  plateau phase, despite the quantum fluctuation-induced nature of the ground state ordering.

## Results

### Quantum-mechanical stabilization of the plateau in quasi-2D TLHAFMs.

While experimental observations show that deviations from the ideal 2D TLHAFM are small in  $\text{Ba}_3\text{CoSb}_2\text{O}_9$  [33, 37, 39], a simple variational analysis shows that any  $J_c > 0$  is enough to destabilize the UUD state *classically*. Thus, a naive spin wave treatment leads to instability for  $J_c > 0$ . However, the gapped nature of the spectrum [5] implies that this phase must have a finite range of stability in quasi-2D materials. This situation must be quite generic among fluctuation-induced plateaus, as they normally require special conditions to be a classical ground state [9, 10, 43].

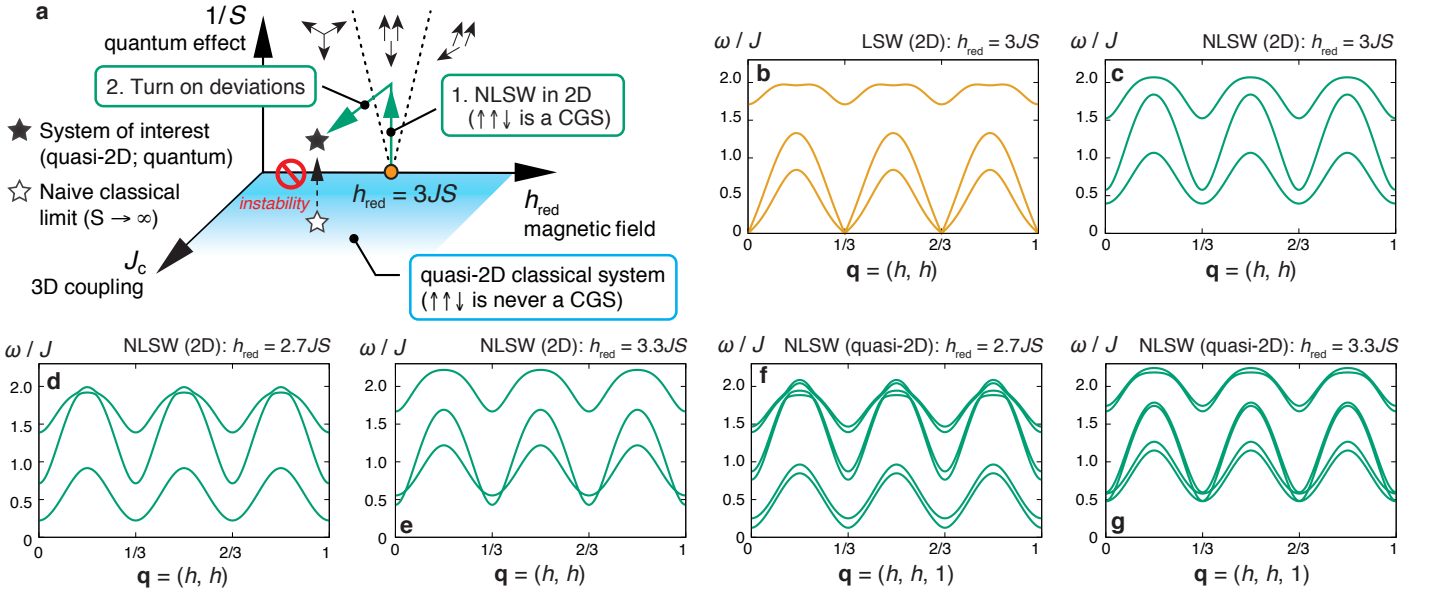


Figure 2: **Scheme of NLSW theory for the 1/3 magnetization plateau in the quasi-2D TLHAFM.** (a) Illustration of the procedure used to compute the spectrum. The filled and open star symbols represent the target quasi-2D quantum system and its naive classical limit, respectively. The spin structures favored by quantum fluctuation are shown on the  $J_c = 0$  plane. (b) LSW spectrum along the high-symmetry direction of the Brillouin zone evaluated for  $S = 1/2$ ,  $J_c = 0$ ,  $\Delta = 0.85$  and  $h_{\text{red}} = 3JS$ , where the UUD state is a classical ground state (CGS). (c–e) NLSW spectra for  $J_c = 0$  and  $\Delta = 0.85$  with (c)  $h_{\text{red}} = 3JS$ , (d)  $h_{\text{red}} = 2.7JS$ , and (e)  $h_{\text{red}} = 3.3JS$ . (f, g) NLSW spectra for  $J_c/J = 0.09$  and  $\Delta = 0.85$  with (f)  $h_{\text{red}} = 2.7JS$  and (g)  $h_{\text{red}} = 3.3JS$ .

To put this into a proper semiclassical framework, we apply Alicea *et al.*'s trick originally applied to a distorted triangular lattice [40]. Basically, we make a “detour” in the parameter space with the additional  $1/S$ -axis quantifying the quantum effect (Fig. 2). Instead of expanding the Hamiltonian around  $S \rightarrow \infty$  for the actual model parameters, we start from the special point,  $J_c = 0$ ,  $h_{\text{red}} = 3JS$ , and a given value of  $0 \leq \Delta \leq 1$ , that includes the UUD state in its classical ground state manifold. Assuming the spin structure in Fig. 1a, we define

$$S_{\mathbf{r}}^x = \tilde{S}_{\mathbf{r}}^z, \quad S_{\mathbf{r}}^y = \tilde{S}_{\mathbf{r}}^y, \quad S_{\mathbf{r}}^z = -\tilde{S}_{\mathbf{r}}^x, \quad (2)$$

for  $\mathbf{r} \in A_e, B_e, A_o,$  and  $C_o$  and

$$S_{\mathbf{r}}^x = -\tilde{S}_{\mathbf{r}}^z, \quad S_{\mathbf{r}}^y = \tilde{S}_{\mathbf{r}}^y, \quad S_{\mathbf{r}}^z = \tilde{S}_{\mathbf{r}}^x, \quad (3)$$

for  $\mathbf{r} \in C_e, B_o$ . Introducing the Holstein-Primakoff bosons,  $a_{\mu, \mathbf{r}}^{(\dagger)}$ , with  $1 \leq \mu \leq 6$  being the sublattice index for  $A_e, B_e, C_e, A_o, B_o,$  and  $C_o$  in this order, we have

$$\begin{aligned} \tilde{S}_{\mathbf{r}}^z &= S - a_{\mu, \mathbf{r}}^\dagger a_{\mu, \mathbf{r}}, \\ \tilde{S}_{\mathbf{r}}^+ &= \tilde{S}_{\mathbf{r}}^x + i\tilde{S}_{\mathbf{r}}^y \approx \sqrt{2S} \left( 1 - \frac{a_{\mu, \mathbf{r}}^\dagger a_{\mu, \mathbf{r}}}{4S} \right) a_{\mu, \mathbf{r}}, \end{aligned} \quad (4)$$

and  $\tilde{S}_{\mathbf{r}}^- = (\tilde{S}_{\mathbf{r}}^+)^{\dagger}$  for  $\mathbf{r} \in \mu$ , truncating higher order terms irrelevant for the quartic interaction. We evaluate magnon self-energies arising from decoupling of the quartic term.

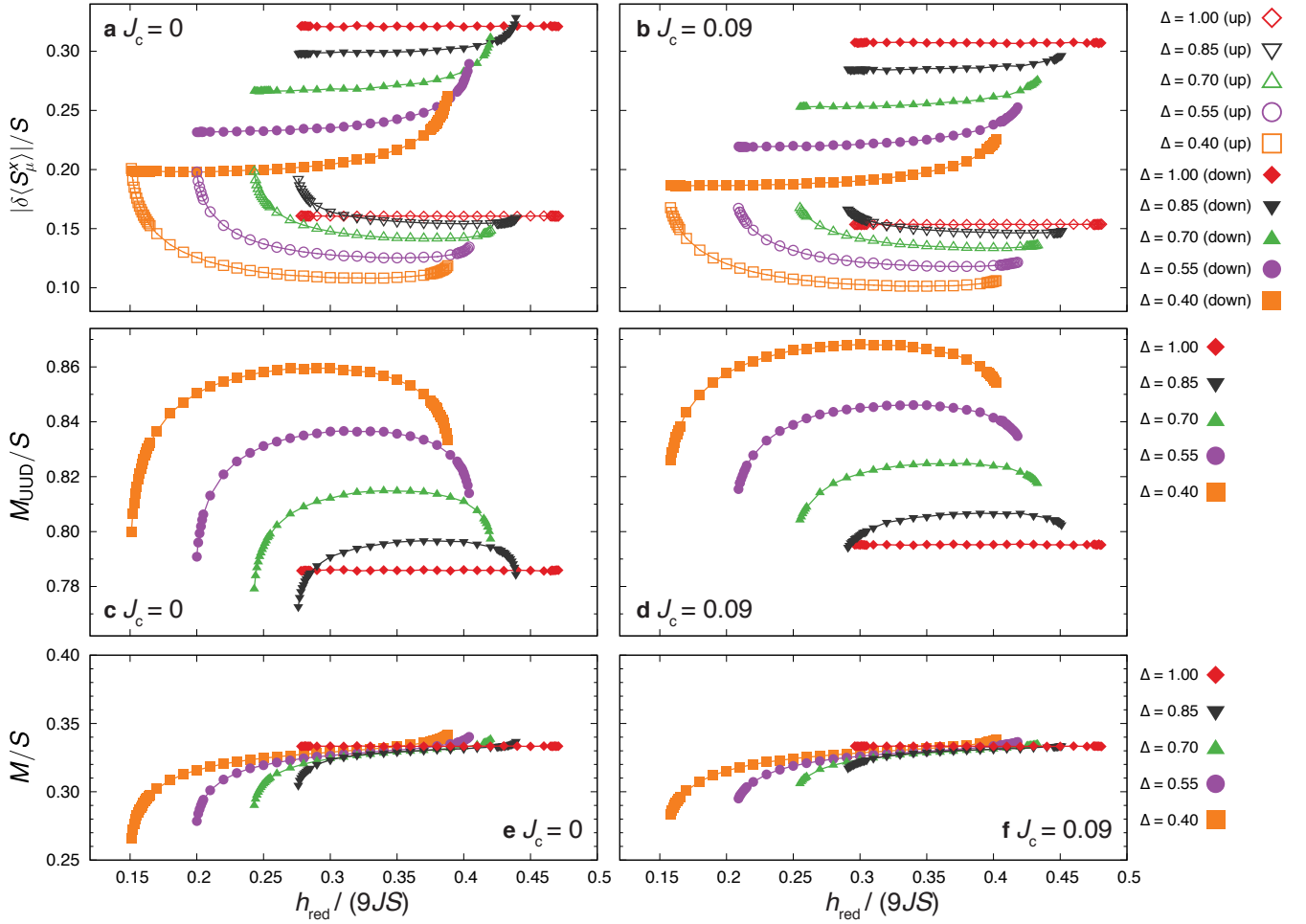


Figure 3: **Calculated ordered moment within the 1/3 plateau for spin 1/2.** Top row: magnitude of the reduction,  $|\delta\langle S_\mu^x \rangle|$ , of the sublattice ordered moments (normalized by  $S$ ) with the designated moment directions (up or down) for (a)  $J_c = 0$  and (b)  $J_c = 0.09J$ ; for sublattices with up spins, we average  $\delta\langle S_\mu^x \rangle$  over the corresponding two sublattices, discarding the small variance that appears for  $J_c > 0$ . Middle row: normalized staggered magnetization  $M_{\text{UUD}}/S$  [Eq. (5)] for (c)  $J_c = 0$  and (d)  $J_c = 0.09J$ . Bottom row: normalized (uniform) magnetization  $M/S$  for (e)  $J_c = 0$  and (f)  $J_c = 0.09J$ . The results correspond to the local stability range of the plateau (with the precision  $0.001 \times 9JS$  for  $h_{\text{red}}$ ).

As shown in Fig. 2b, the linear spin wave (LSW) spectrum for  $J_c = 0$  and  $h_{\text{red}} = 3JS$  features two  $q$ -linear gapless branches at  $\mathbf{q} = 0$ , both of which are gapped out by the magnon-magnon interaction (Fig. 2c). Small deviations from  $J_c = 0$  and  $h_{\text{red}} = 3JS$  do not affect the local stability of the UUD state because the gap must close continuously. Thus, we can investigate the excitation spectrum of quasi-2D systems for fields near  $h_{\text{red}} = 3JS$ . Figures 2d and 2e show the spectra for  $h_{\text{red}}$  shifted by  $\pm 10\%$  from  $h_{\text{red}} = 3JS$ , where we still keep  $J_c = 0$ . For  $h_{\text{red}} < 3JS$ , a band-touching and subsequent hybridization appear between the middle and the top bands around  $\mathbf{q} = (1/6, 1/6)$  (Fig. 2d). For  $h_{\text{red}} > 3JS$ , a level-crossing between the middle and bottom bands appears at around  $\mathbf{q} = 0$  (Fig. 2e). A small  $J_c > 0$  splits the three branches into six (Figs. 2f and 2g). Figures 3a and 3b show the reduction of the sublattice ordered moments for  $S = 1/2$ ,  $J_c = 0, 0.09J$ , and selected values of  $\Delta$ . We find  $|\delta\langle S_\mu^x \rangle|/S \lesssim 30\%$  throughout the local stability range of the plateau. Thus, our semiclassical approach is fully justified within the plateau phase. Figures 3c and 3d show the field dependence

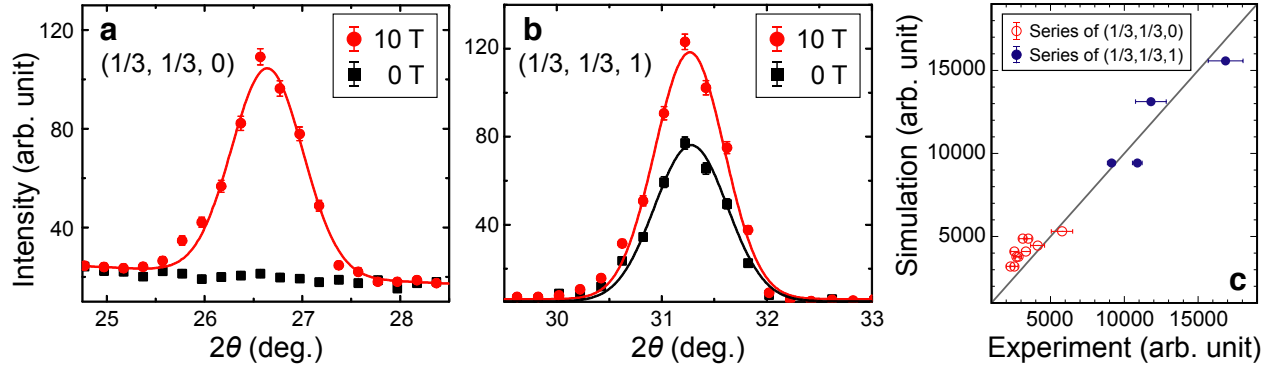


Figure 4: **Neutron diffraction data for  $\text{Ba}_3\text{CoSb}_2\text{O}_9$  at 0 T and 10 T.** (a)  $\mathbf{q} = (1/3, 1/3, 0)$  and (b)  $\mathbf{q} = (1/3, 1/3, 1)$  measured at  $T = 1.5$  K. (c) Comparison of the diffraction intensities between the experiment and the simulation at  $T = 1.5$  K and  $\mu_0 H = 10$  T (the solid line is a guide to the eye). Error bars represent one standard deviation.

of the staggered magnetization,

$$M_{\text{UUD}} = \frac{1}{6} \left( \langle S_{A_c}^x \rangle + \langle S_{B_c}^x \rangle - \langle S_{C_c}^x \rangle + \langle S_{A_o}^x \rangle - \langle S_{B_o}^x \rangle + \langle S_{C_o}^x \rangle \right), \quad (5)$$

which is almost field-independent; a slightly enhanced field-independence appears for small  $\Delta$ . Similarly, while the magnetization is not conserved for  $\Delta \neq 1$ , it is nearly pinned at  $1/3$  for the most part of the plateau (Figs. 3e and 3f).

### UUD state in $\text{Ba}_3\text{CoSb}_2\text{O}_9$ .

Next we show experimental evidence for the UUD state in  $\text{Ba}_3\text{CoSb}_2\text{O}_9$  by neutron diffraction measurements within the plateau phase for field applied along the  $[1, -1, 0]$  direction. We used the same single crystals reported in Refs. [32, 37], grown by the traveling-solvent floating-zone technique and characterized by neutron diffraction, magnetic susceptibility, and heat capacity measurements. The space group is  $P6_3/mmc$ , with the lattice constants  $a = b = 5.8562 \text{ \AA}$  and  $c = 14.4561 \text{ \AA}$ . The site-disorder between  $\text{Co}^{2+}$  and  $\text{Sb}^{5+}$  is negligible with the standard deviation of 1%, as reported elsewhere [37]. The magnetic and structural properties are consistent with previous reports and confirm high quality of the crystals [30–39]. These crystals were oriented in the  $(h, h, l)$  scattering plane. The magnetic Bragg peaks at  $(1/3, 1/3, 0)$  and  $(1/3, 1/3, 1)$  were measured at  $T = 1.5$  K (Figs. 4a and 4b). The large intensity at both  $(1/3, 1/3, 0)$  and  $(1/3, 1/3, 1)$  confirms the UUD state at  $\mu_0 H \geq 9.8$  T [32] (Fig. 4c). The estimated ordered moment is  $1.65(3)\mu_B$  at 10 T and  $1.80(9)\mu_B$  at 10.9 T. They correspond to 85(2)% and 93(5)% of the full moment [33], roughly coinciding with the predicted range (Fig. 3d). This diffraction pattern can be contrasted with that of the  $120^\circ$  state, characterized by a combination of the large intensity at  $(1/3, 1/3, 1)$  and lack of one at  $(1/3, 1/3, 0)$ . Our diffraction result is fully consistent with previous nuclear magnetic resonance (NMR) [35] and magnetization measurements [31, 33].

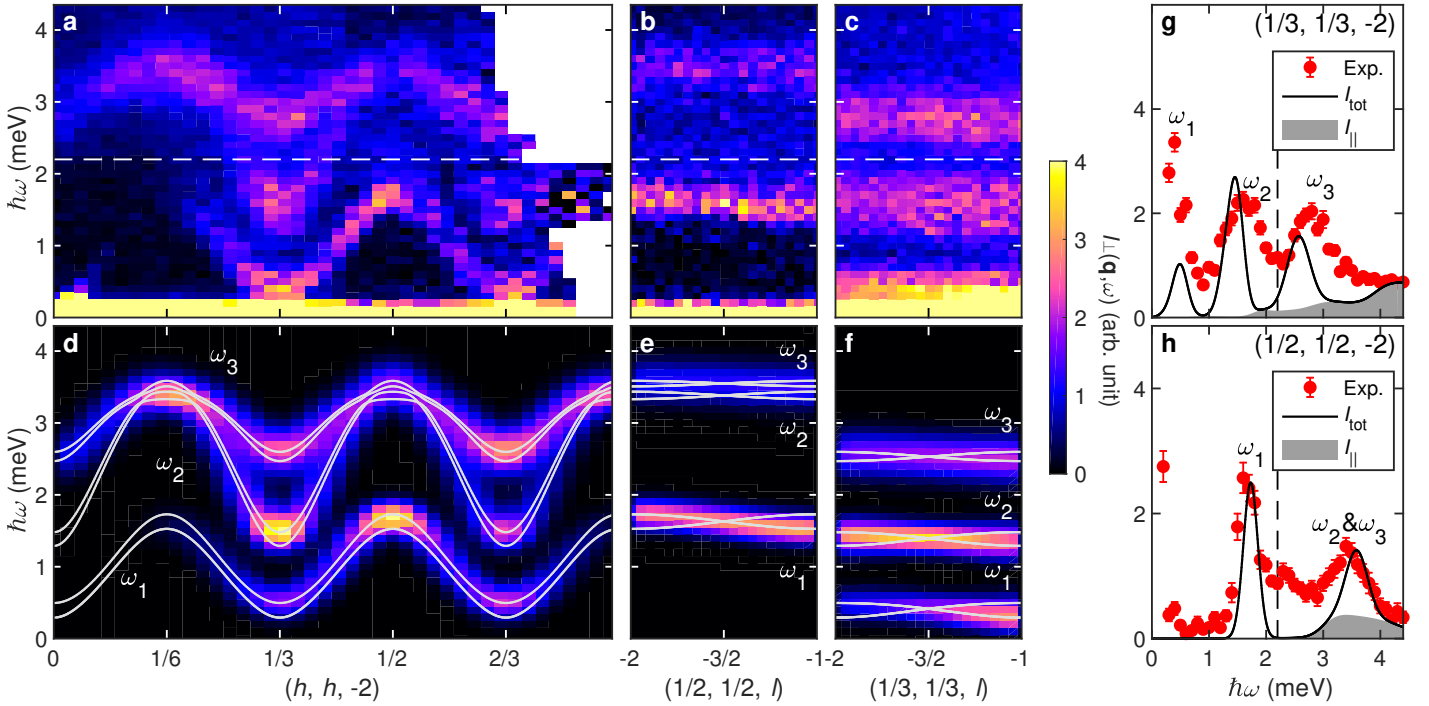


Figure 5: **Excitation spectrum in the UUD phase of  $\text{Ba}_3\text{CoSb}_2\text{O}_9$ .** (a)–(c) Experimental scattering intensity at  $\mu_0 H = 10.5$  T and  $T = 0.5$  K with momentum transfer (a)  $\mathbf{q} = (h, h, -2)$ , (b)  $\mathbf{q} = (1/2, 1/2, l)$ , and (c)  $\mathbf{q} = (1/3, 1/3, l)$ . (d)–(f) Calculated transverse part of the scattering intensity,  $I_{\perp}(\mathbf{q}, \omega)$ , obtained by NLSW theory along the same momentum cuts as in (a)–(c) for  $J = 1.74$  meV,  $\Delta = 0.85$ ,  $J_c/J = 0.09$ , and  $g_{\perp} = 3.95$ . The solid lines show the magnon poles. (g) and (h) Energy dependence of the calculated scattering intensity,  $I_{\text{tot}}(\mathbf{q}, \omega)$  (solid line), compared with the experiment for (g)  $\mathbf{q} = (1/3, 1/3, -2)$  and (h)  $\mathbf{q} = (1/2, 1/2, -2)$  (error bars represent one standard deviation). The longitudinal contribution to the scattering intensity,  $I_{\parallel}(\mathbf{q}, \omega)$ , is plotted separately as a shaded area. The energy of the outgoing neutrons is  $E_f = 5$  meV (3 meV) above (below) the dashed line in (a)–(c), (g), and (h).

## Excitation spectrum.

We now turn to the dynamical properties in the UUD phase. Figures 5a–5c show the INS intensity  $I(\mathbf{q}, \omega) \equiv k_i/k_f(d^2\sigma/d\Omega dE_f)$  along high-symmetry directions. The applied magnetic field  $\mu_0 H = 10.5$  T is relatively close to the transition field  $\mu_0 H_{c1} = 9.8$  T [32] bordering on the low-field coplanar ordered phase [35], while the temperature  $T = 0.5$  K is low enough compared to  $T_N \approx 5$  K [36] for the UUD phase at this magnetic field. The in-plane dispersion shown in Fig. 5a comprises a seemingly gapless branch at  $\mathbf{q} = (1/3, 1/3, -1)$  (Fig. 5c), and two gapped modes centered around 1.6 meV and 2.7 meV. Due to the interlayer coupling, each mode corresponds to two non-degenerate branches. As their splitting is below the instrumental resolution, we simply refer to them as  $\omega_1$ ,  $\omega_2$  and  $\omega_3$ , unless otherwise mentioned (Fig. 5). The dispersions along the  $c$ -direction are nearly flat, as shown in Figs. 5b and 5c for  $\mathbf{q} = (1/2, 1/2, l)$  and  $\mathbf{q} = (1/3, 1/3, l)$ , respectively, reflecting the quasi-2D lattice [33, 37]. Among the spin wave modes along  $\mathbf{q} = (1/2, 1/2, l)$  and  $\mathbf{q} = (1/3, 1/3, l)$  in Figs. 5b and 5c,  $\omega_1$  for  $\mathbf{q} = (1/2, 1/2, l)$  displays a relatively sharp spectral line. As discussed below, most of the broadening stems from the different intensities of the split modes due to finite  $J_c$ .

Comparing the experiment against the NLSW calculation, we find that the features of the in-plane spectrum



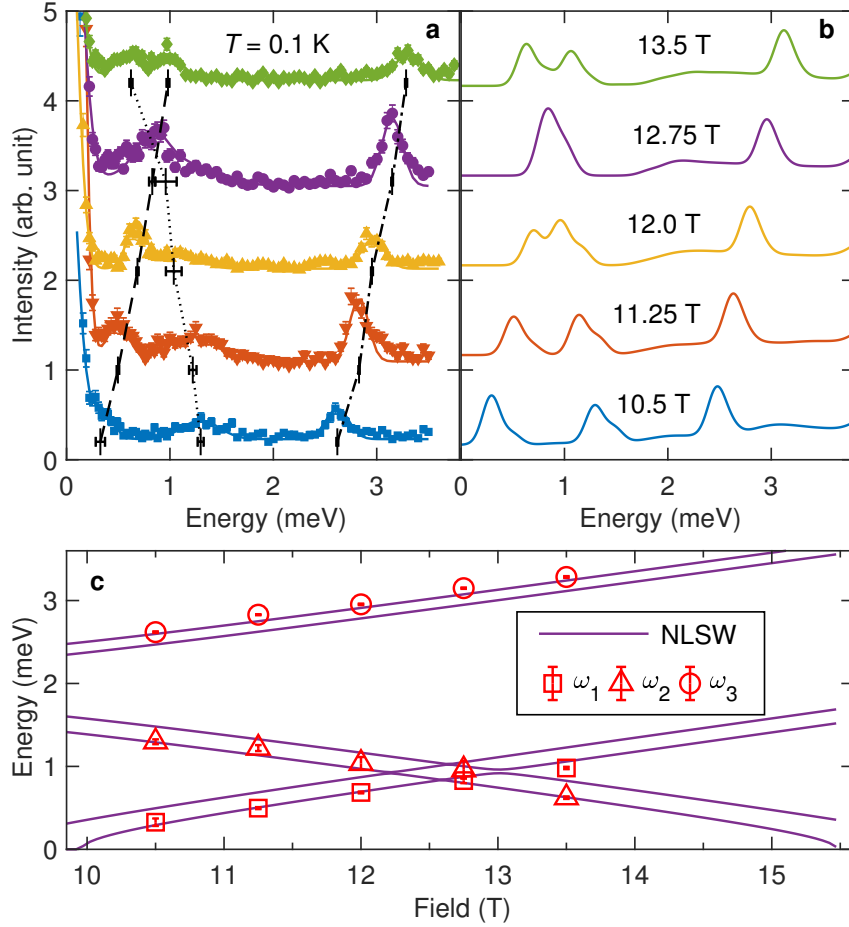


Figure 6: **Field-dependence of  $\omega_1$ – $\omega_3$  at  $\mathbf{q} = (1/3, 1/3, 1)$  in the UUD phase of  $\text{Ba}_3\text{CoSb}_2\text{O}_9$ .** (a) Constant- $q$  scans for the selected values of the magnetic field at  $T = 0.1$  K. The solid-lines show the fitting to Gaussian functions. The locations of the magnon peaks are indicated, where the solid ( $\omega_1$ ), dashed ( $\omega_2$ ), and dotted ( $\omega_3$ ) lines are guides to the eye. (b) Simulation of the line-shape by NLSW theory for  $J = 1.74$  meV,  $\Delta = 0.85$ ,  $J_c/J = 0.09$ , and  $g_\perp = 3.95$  convoluted with the assumed resolution 0.2 meV. (c) Comparison of the fitted magnon frequencies  $\omega_1$ – $\omega_3$  against the NLSW poles. Error bars represent one standard deviation.

in Fig. 5a are roughly captured by the theoretical calculation near the low-field onset of the plateau in Fig. 2f ( $h_{\text{red}} = 2.7JS \approx 1.03 h_{\text{red,c1}}$ ). This observation is in accord with the fact that the applied field ( $\mu_0 H = 10.5$  T) is close to  $\mu_0 H_{c1} = 9.8$  T [32]. To refine the quantitative comparison, we calculate the scattering intensity  $I_{\text{tot}}(\mathbf{q}, \omega) \equiv (\gamma r_0/2)^2 |F(\mathbf{q})|^2 \sum_\alpha (1 - \hat{q}^\alpha \hat{q}^\alpha) g_\alpha^2 \mathcal{S}^{\alpha\alpha}(\mathbf{q}, \omega)$  where  $F(\mathbf{q})$  denotes the magnetic form factor of  $\text{Co}^{2+}$  corrected with the orbital contribution,  $(\gamma r_0/2)^2$  is a constant,  $\hat{q}^\alpha = q^\alpha/|\mathbf{q}|$ , and  $\mathcal{S}^{\alpha\alpha}(\mathbf{q}, \omega)$  are the diagonal components of the dynamical structure factor evaluated at 10.5 T; off-diagonal components are zero due to symmetry. Defining the UUD order as shown in Fig. 1a, transverse spin fluctuations related to single-magnon excitations appear in  $\mathcal{S}^{yy}$  and  $\mathcal{S}^{zz}$ , while longitudinal spin fluctuations corresponding to the two-magnon continuum appear in the inelastic part of  $\mathcal{S}^{xx}$ , denoted as  $\mathcal{S}_\parallel$ . Accordingly,  $I_{\text{tot}}(\mathbf{q}, \omega)$  can be separated into transverse  $I_\perp$  and longitudinal  $I_\parallel$  contributions. To compare with our experiments, the theoretical intensity is convoluted with momentum binning effects (only for  $I_\perp$ ) and empirical instrumental energy resolution. Figures 5d–5f show the calculated  $I_\perp(\mathbf{q}, \omega)$ , along the same high-symmetry paths as the experimental results in Figs. 5a–5c,

for  $J = 1.74$  meV,  $\Delta = 0.85$ ,  $J_c/J = 0.09$ , and  $g_{\perp} = 3.95$ . The agreement between theory and experiment is excellent. When deriving these estimates,  $J$  is controlled by the saturation field  $\mu_0 H_{\text{sat}} = 32.8$  T for  $\mathbf{H} \parallel \hat{c}$  [33]. To obtain the best fit, we also analyzed the field dependence of  $\omega_1$ ,  $\omega_2$  and  $\omega_3$  (Fig. 6).

Remarkably, the calculation in Figs. 5d–5f reproduces the dispersions almost quantitatively. It predicts a gapped  $\omega_1$  mode, although the gap is below experimental resolution. The smallness of the gap is simply due to proximity to  $H_{c1}$ . For each  $\omega_i$ , the band splitting due to  $J_c$  yields pairs of poles  $\omega_i^{\pm}$  dispersing with a phase difference of  $\pi$  in the out-of-triangular-plane direction (Figs. 5e and 5f). For each pair, however, one pole has a vanishing intensity for  $\mathbf{q} = (1/2, 1/2, l)$ . Consequently,  $\omega_1$  along this direction is free from any extrinsic broadening caused by overlapping branches (Fig. 5e), yielding a relatively sharp spectral line (Fig. 5h). The corresponding bandwidth  $\approx 0.2$  meV (Fig. 5b) provides a correct estimate for  $J_c$ . By contrast, for  $\mathbf{q} = (1/3, 1/3, l)$ , all six  $\omega_i^{\pm}$  branches have non-zero intensity, which leads to broadened spectra and less obvious dispersion along  $l$  (Figs. 5c and 5f).

The field-dependence of  $\omega_1$ – $\omega_3$  at  $\mathbf{q} = (1/3, 1/3, 1)$  is extracted from constant- $q$  scans at  $T = 0.1$  K for selected fields 10.5 T–13.5 T within the plateau (Fig. 6a). By fitting the field-dependence of the low-energy branches of  $\omega_{1,2}$ , which become gapless at a plateau edge, we obtain the quoted model parameters. The field dependence is reproduced fairly well (Figs. 6b and 6c), although the calculation slightly underestimates  $\omega_3$ . We find  $\omega_1$  and  $\omega_3$  ( $\omega_2$ ) increase (decreases) almost linearly in  $H$ , while the  $\omega_1$  and  $\omega_2$  branches cross around 12.6 T. The softening of  $\omega_1$  ( $\omega_2$ ) at the lower (higher) transition field induces the Y-like (V-like) state, respectively [20, 35]. The nonlinearity of the first excitation gap near these transitions (visible only in the calculation) is due to the anisotropy; there is no U(1) symmetry along the field direction for  $\Delta \neq 1$ .

## Discussion

Our work has mapped out the excitation spectrum in the 1/3 plateau—a manifestation of quantum order-by-disorder effect—in  $\text{Ba}_3\text{CoSb}_2\text{O}_9$ . Despite the quantum-mechanical origin of the ground state ordering, we have unambiguously demonstrated the *semiclassical nature* of magnons in this phase. In fact, the calculated reduction of the sublattice magnetization,  $\delta S_{\mu} = S - |\langle \mathbf{S}_{\mathbf{r}} \rangle|$  with  $\mathbf{r} \in \mu$ , is relatively small (Fig. 3b):  $\delta S_{A_e} = \delta S_{A_o} = 0.083$ ,  $\delta S_{B_e} = \delta S_{C_o} = 0.073$ , and  $\delta S_{C_e} = \delta S_{B_o} = 0.14$  at 10.5 T for the quoted model parameters. This is consistent with the very weak intensity of the two-magnon continuum (Figs. 5g and 5h). This semiclassical behavior is protected by the excitation gap induced by anharmonicity of the spin waves (magnon-magnon interaction). We note that a perfect collinear magnetic order does not break any continuous symmetry even for  $\Delta = 1$ , i.e., there is no gapless Nambu-Goldstone mode. The collinearity also means that three-magnon processes are not allowed [44]. The gap is robust against perturbations, such as anisotropies, lattice deformations [40], or biquadratic couplings for  $S > 1/2$  (a ferroquadrupolar coupling can stabilize the plateau even classically [5]). Thus, we expect the semiclassical nature of the excitation spectrum to be common to other 2D and quasi-2D realizations of fluctuation-induced plateaus, such as the 1/3 plateau in the spin-5/2 material  $\text{RbFe}(\text{MoO}_4)_2$  [29]. Meanwhile, it will be interesting to examine the validity of the semiclassical approach in quasi-1D TLHAFMs, such as  $\text{Cs}_2\text{CuBr}_4$  [23], where quantum fluctuations are expected to be stronger.

Finally, we discuss the implications of our results for the *zero-field* dynamical properties of the same material, where recent experiments revealed unexpected phenomena, such as broadening of the magnon peaks *indescribable* by conventional spin-wave theory, large intensity of the high-energy continuum [37], and the extension thereof to anomalously high frequencies [39]. Specifically, Ref. [37] reported magnon spectral-line broadened throughout the entire Brillouin zone, significantly beyond instrumental resolution, and a high frequency ( $\gtrsim 2$  meV) excitation continuum with an almost comparable spectral weight as single-magnon modes. All of these experimental observations indicate strong quantum effects. Given that the spin Hamiltonian has been reliably determined from our study of the plateau phase, it is interesting to reexamine if a semiclassical treatment of this Hamiltonian can account for the zero-field anomalies.

A semiclassical treatment can only explain the line broadening in terms of magnon decay [44–48]. NLSW theory at  $H = 0$  describes the spin fluctuations around the  $120^\circ$  ordered state by incorporating single-to-two magnon decay at the leading order  $O(S^0)$ . At this order, the two-magnon continuum is evaluated by convoluting LSW frequencies. The self-energies include Hartree-Fock decoupling terms as well as the bubble Feynman diagrams comprising a pair of cubic vertices  $\Gamma_3 \sim O(S^{1/2})$  [45–48], with the latter computed with the off-shell treatment. The most crucial one corresponds to the single-to-two magnon decay (see the inset of Fig. 7a),

$$\Sigma(\mathbf{q}, \omega) = \frac{1}{2N} \sum_{\mathbf{k}} \frac{|\Gamma_3(\mathbf{k}, \mathbf{q} - \mathbf{k}; \mathbf{q})|^2}{\omega - \omega_{\mathbf{k}}^{H=0} - \omega_{\mathbf{q}-\mathbf{k}}^{H=0} + i0}, \quad (6)$$

where  $\omega_{\mathbf{k}}^{H=0}$  denotes the zero-field magnon dispersion. We show the zero-field dynamical structure factor,  $\mathcal{S}_{H=0}^{\text{tot}}(\mathbf{q}, \omega)$ , at the M point for representative parameters in Figs. 7a–7d. The NLSW result for the ideal TL-HAFM ( $J_c = 0$  and  $\Delta = 1$ ) exhibits sizable broadening and a strong two-magnon continuum [45–48] (see also Fig. 7e). However, a slight deviation from  $\Delta = 1$  renders the decay process *ineffective* because the kinematic condition,  $\omega_{\mathbf{q}}^{H=0} = \omega_{\mathbf{k}}^{H=0} + \omega_{\mathbf{q}-\mathbf{k}}^{H=0}$ , can no longer be fulfilled in 2D for *any* decay vertex over the entire Brillouin zone if  $\Delta \lesssim 0.92$  [45]. This situation can be inferred from the result for  $J_c = 0$  and  $\Delta = 0.85$ , where the two-magnon continuum is pushed to higher frequencies, detached from the single-magnon peaks. In fact, the sharp magnon lines are free from broadening. The suppression of decay results from gapping out one of the two Nambu-Goldstone modes upon lowering the Hamiltonian symmetry from SU(2) to U(1), which greatly reduces the phase space for magnon decay. The interlayer coupling renders the single-magnon peaks even sharper and the continuum even weaker (Figs 7c and 7d).

To determine whether the anomalous zero-field spin dynamics can be explained by a conventional  $1/S$  expansion, it is crucial to estimate  $\Delta$  very accurately. Previous experiments reported  $\Delta = 0.95$  (low-field electron spin resonance experiments compared with LSW theory [33]) and  $\Delta = 0.89$  (zero-field INS experiments compared with NLSW theory [37]). However, the NLSW calculation reported a large renormalization of the magnon bandwidth ( $\approx 40\%$  reduction relative to the LSW theory) [37], suggesting that the previous estimates of  $\Delta$  may be inaccurate. Particularly, given that  $\Delta$  is extracted by fitting the induced gap  $\propto \sqrt{1 - \Delta}$ , the LSW approximation underestimates  $1 - \Delta$  (deviation from the isotropic exchange) because it *overestimates* the proportionality constant [37].

Figures 7d and 7f show  $\mathcal{S}_{H=0}^{\text{tot}}(\mathbf{q}, \omega)$  for  $J_c/J = 0.09$  and  $\Delta = 0.85$ . We find that  $\mathcal{S}_{H=0}^{\text{tot}}(\mathbf{q}, \omega)$  remains essentially semiclassical, with sharp magnon lines and a weak continuum, which deviates significantly from

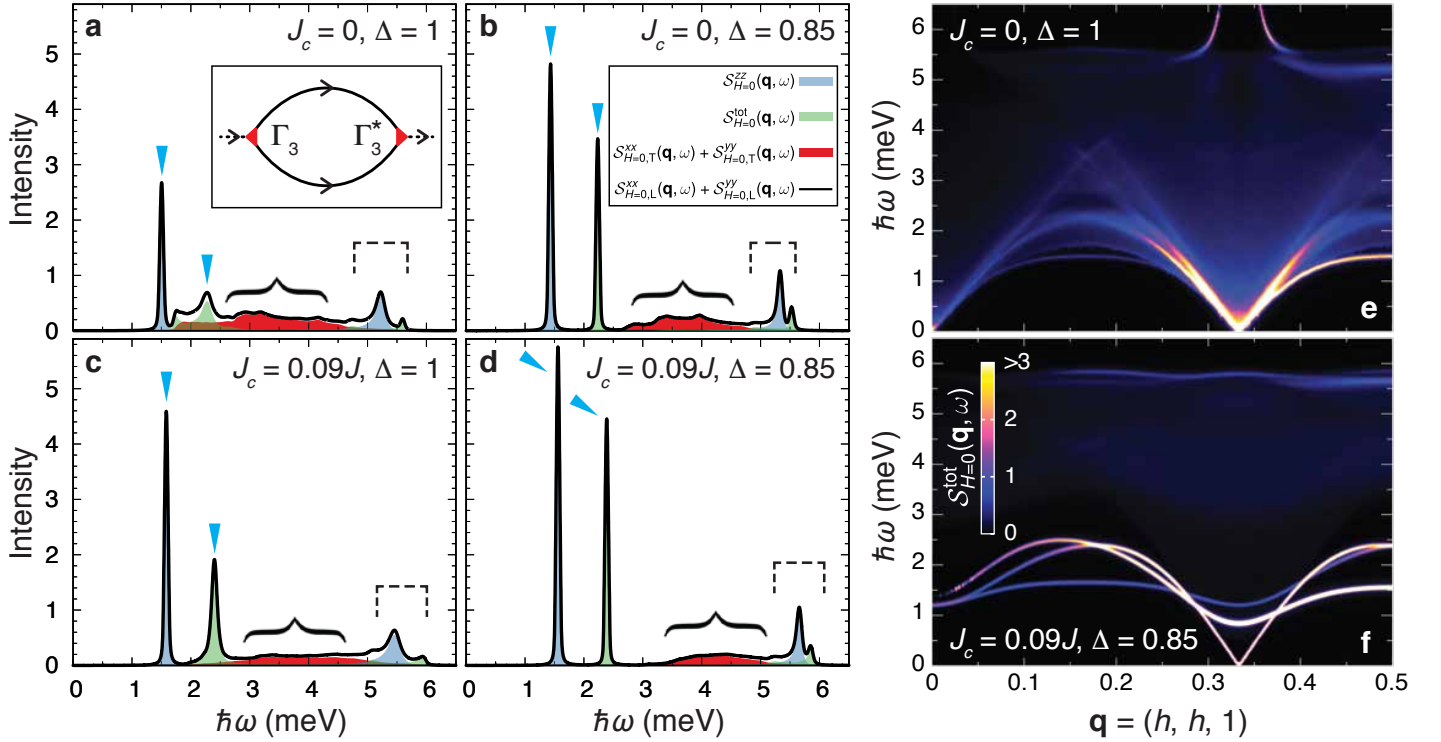


Figure 7: **Calculated dynamical spin structure factor for the in-plane  $120^\circ$  state at  $H = 0$  evaluated with NLSW theory for spin  $1/2$ .** (a)–(d) The results of the frequency dependence at  $\mathbf{q} = (1/2, 1/2, 1)$  (M point) for (a)  $J_c = 0$  and  $\Delta = 1$  (the ideal TLHAFM), (b)  $J_c = 0$  and  $\Delta = 0.85$ , (c)  $J_c = 0.09J$  and  $\Delta = 1$ , and (d)  $J_c = 0.09J$  and  $\Delta = 0.85$ . The results are convoluted with the energy resolution  $0.015J$ . The total spin structure factor  $S_{H=0}^{\text{tot}}(\mathbf{q}, \omega)$  (solid line) is divided into different components;  $S_{H=0}^{zz}(\mathbf{q}, \omega)$  and  $S_{H=0,T}^{xx}(\mathbf{q}, \omega) + S_{H=0,T}^{yy}(\mathbf{q}, \omega)$  are single-magnon contributions (“T” denotes the transverse part), while the longitudinal (L) part  $S_{H=0,L}^{xx}(\mathbf{q}, \omega) + S_{H=0,L}^{yy}(\mathbf{q}, \omega)$  corresponds to the two-magnon continuum; single magnon peaks (two-magnon continua) are indicated by arrows (curly brackets), whereas the dashed square brackets indicate anti-bonding single-magnon contributions, which are expected to be broadened by higher-order effect in  $1/S$  [48]. The inset shows the lowest-order,  $O(S^0)$ , magnon self-energy incorporating the decay process of a single magnon into two magnons. (e) and (f) Intensity plots of  $S_{H=0}^{\text{tot}}(\mathbf{q}, \omega)$  along the high-symmetry direction in the Brillouin zone for (e)  $J_c = 0$  and  $\Delta = 1$  and (f)  $J_c = 0.09J$  and  $\Delta = 0.85$ .  $J = 1.74$  meV is assumed.

the recent results of INS experiments [37, 39]. We thus conclude that the Hamiltonian that reproduces the plateau dynamics fails to do so at  $H = 0$  *within the spin wave theory*, even after taking magnon-magnon interactions into account at the  $1/S$  level. We also mention that the breakdown of the kinematic condition for single-to-two magnon decay also implies the breakdown of the condition for magnon decay into an arbitrary number of magnons [44]. Thus, the semiclassical picture of weakly interacting magnons is likely inadequate to *simultaneously* explain the low-energy dispersions and the intrinsic incoherent features (such as the high-intensity continuum and the line-broadening) observed in  $\text{Ba}_3\text{CoSb}_2\text{O}_9$  at  $H = 0$ .

One may wonder if extrinsic effects can explain these experimental observations. It is possible for exchange disorder to produce continuous excitations as in the effective spin- $1/2$  triangular antiferromagnet  $\text{YbMgGaO}_4$  [49]. However, our single crystals are the high-quality samples used in Refs. [32, 37], essentially free from  $\text{Co}^{2+}$ - $\text{Sb}^{5+}$  site-disorder. Indeed, our crystals show only one sharp peak at 3.6 K in the zero-field specific

heat [32] in contrast to the previous reports of multiple peaks [31], which may indicate multi-domain structure. Another possible extrinsic effect is the magnon-phonon coupling, that has been invoked to explain the measured spectrum of the spin-3/2 TLHAFM  $\text{CuCrO}_2$  [50]. However, if that effect were present at zero field, it should also be present in the UUD state. The fact that Eq. (1) reproduces the measured excitation spectrum of the UUD state suggests that the magnon-phonon coupling is negligibly small (a similar line of reasoning can also be applied to the effect of disorder). Indeed, we have also measured the phonon spectrum of  $\text{Ba}_3\text{CoSb}_2\text{O}_9$  in zero field by INS and found no strong signal of magnon-phonon coupling. Our results then suggest that the dynamics of the spin-1/2 TLHAFM is dominated by intrinsic quantum mechanical effects that escape a semiclassical spin-wave description. This situation is analogous to the  $(\pi, 0)$  wave-vector anomaly observed in various spin-1/2 square-lattice Heisenberg antiferromagnets, [51–55] but now extending to the entire Brillouin zone in the triangular lattice. Given recent theoretical success on the square-lattice [56], our results motivate new non-perturbative studies of the spin-1/2 TLHAFM.

## Methods

### Neutron scattering measurements.

The neutron diffraction data under magnetic fields applied in the  $[1, -1, 0]$  direction were obtained by using CG-4C cold triple-axis spectrometer with the neutron energy fixed at 5.0 meV at High Flux Isotope Reactor (HFIR), Oak Ridge National Laboratory (ORNL). The nuclear structure of the crystal was determined at the HB-3A four-circle neutron diffractometer at HFIR, ORNL and then was used to fit the nuclear reflections measured at the CG-4C to confirm that the data reduction is valid. Only the scale factor was refined for fitting the nuclear reflections collected at CG-4C and was also used to scale the moment size for the magnetic structure refinement. 14 magnetic Bragg peaks collected at CG-4C at 10 T were used for the magnetic structure refinement. The UUD spin configuration with the spins along the field direction was found to best fit the data. The nuclear and magnetic structure refinements were carried out using FullProf Suite [57].

Our inelastic neutron scattering experiments were carried out with the Multi Axis Crystal Spectrometer (MACS) [58] at NIST Center for Neutron Research (NCNR), NIST, and the cold neutron triple-axis spectrometer (V2-FLEXX) [59] at Helmholtz-Zentrum Berlin (HZB). The final energies were fixed at 3 meV and 5 meV on the MACS and 3.0 meV on V2-FLEXX.

### Constraint on $J$ due to the saturation field.

An exact expression for the saturation field for  $\mathbf{H} \parallel \hat{c}$ ,  $H_{\text{sat}}$ , can be obtained from the level crossing condition between the fully polarized state and the ground state in the single-spin-flip sector. From the corresponding expression, we obtain:

$$J = \frac{g_{\parallel} \mu_{\text{B}} H_{\text{sat}} S^{-1}}{3 + 6\Delta + 2(1 + \Delta)(J_c/J)}, \quad (7)$$

where  $g_{\parallel} = 3.87$  and  $\mu_0 H_{\text{sat}} = 32.8 \text{ T}$  [33].

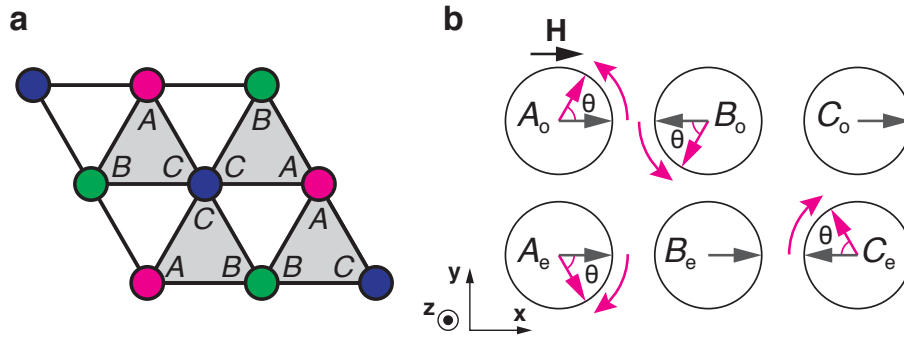


Figure 8: **Classical instability of the UUD state in the quasi-2D lattice.** (a) Three-sublattice structure for a single layer and a decomposition of the intralayer bonds into corner-sharing triangles. (b) Deformation of the UUD state (see Fig. 1a) parameterized by  $\theta$  shown in the projection in the  $ab$  (or  $xy$ ) plane; the spins in sublattices  $B_e$  and  $C_o$  are unchanged.

### Variational analysis on classical instability of the 1/3 plateau in quasi-2D TLHAFMs.

We show that the UUD state is not the classical ground state in the presence of the antiferromagnetic interlayer exchange  $J_c > 0$ . To verify that the classical ground space for  $J_c = 0$  acquires accidental degeneracy in the in-plane magnetic field, we rewrite Eq. (1) as

$$\mathcal{H} = \frac{J}{2} \sum_{\Delta} \left( \mathbf{S}_{\Delta,A} + \mathbf{S}_{\Delta,B} + \mathbf{S}_{\Delta,C} - \frac{h_{\text{red}}}{3J} \hat{\mathbf{x}} \right)^2 - (1 - \Delta) J \sum_{\langle \mathbf{r}\mathbf{r}' \rangle} S_{\mathbf{r}}^z S_{\mathbf{r}'}^z + J_c \sum_{\mathbf{r}} \left( S_{\mathbf{r}}^x S_{\mathbf{r}+\frac{\xi}{2}}^x + S_{\mathbf{r}}^y S_{\mathbf{r}+\frac{\xi}{2}}^y + \Delta S_{\mathbf{r}}^z S_{\mathbf{r}+\frac{\xi}{2}}^z \right) + \text{const.}, \quad (8)$$

where the summation of  $\sum_{\Delta}$  is taken over the corner-sharing triangles in each layer, with  $\mathbf{r} = (\Delta, \mu)$  ( $\mu = A, B, C$ ) denoting the sublattice sites in each triangle. This simply provides an alternative view of each triangular lattice layer (Fig. 8a).  $\hat{\mathbf{x}}$  is the unit vector in the  $x$  or field direction. The easy-plane anisotropy forces every spin of the classical ground state to lie in the  $ab$  plane and the second term in Eq. (8) has no contribution. Hence, for  $J_c = 0$ , any three-sublattice spin configuration satisfying  $S_{\mathbf{r}}^z = 0$  and

$$\mathbf{S}_{\Delta,A} + \mathbf{S}_{\Delta,B} + \mathbf{S}_{\Delta,C} = \frac{h_{\text{red}}}{3J} \hat{\mathbf{x}}, \quad \forall \Delta, \quad (9)$$

is a classical ground state, where we momentarily regard  $\mathbf{S}_{\Delta,\mu}$  as three-component classical spins of length  $S$ . Since there are only two conditions corresponding to the  $x$  and  $y$  components of Eq. (9), whereas three angular variables are needed to specify the three-sublattice state in the  $ab$  plane, the classical ground state manifold for  $J_c = 0$  retains an accidental degeneracy, similar to the well-known case of the Heisenberg model ( $\Delta = 1$ ) [43]. The UUD state is the classical ground state only for  $h_{\text{red}} = 3JS$ .

The classical instability of the UUD state for  $J_c > 0$  can be demonstrated by a variational analysis. The UUD state in the 3D lattice enforces frustration for one third of the antiferromagnetic interlayer bonds, inducing large variance of the interlayer interaction. As shown in Fig. 1a, only two of the three spin pairs along the  $\mathbf{c}$  axis per magnetic unit cell can be antiferromagnetically aligned, as favored by  $J_c$ , while the last one has to be aligned ferromagnetically. To seek for a better classical solution, we consider a deformation of the spin configuration

parameterized by  $0 \leq \theta \leq \pi$  at  $h_{\text{red}} = 3JS$ , such that the spin structure becomes noncollinear within the  $ab$  plane (Fig. 8b). Because the magnetization in each layer is fixed at  $S/3$  per spin, the sum of the energies associated with the intralayer interaction and the Zeeman coupling is unchanged under this deformation. In the meantime, the energy per magnetic unit cell of the interlayer coupling is varied as

$$E_c(\theta) = 2J_c S^2 (\cos 2\theta - 2 \cos \theta). \quad (10)$$

We find that  $E_c(\theta)$  is minimized at  $\theta = \pi/3$  for  $J_c > 0$ , corresponding to a saddle point. This is a rather good approximation of the actual classical ground state for small  $J_c > 0$ , as can be demonstrated by direct minimization of the classical energy obtained from Eq. (1). The crucial observation is that the classical ground state differs from the  $\theta = 0$  UUD state.

### NLSW calculation for the UUD state.

We summarize the derivation of the spin wave spectrum in the quasi-2D TLHAFM with easy-plane anisotropy [see Eq. (1)]. As discussed in the main text, we first work on the 2D limit  $J_c = 0$  exactly at  $h_{\text{red}} = 3JS$ , and a given value of  $0 \leq \Delta \leq 1$ , which are the conditions for the UUD state to be the classical ground state. Defining the UUD state as shown in Fig. 1a, we introduce the Holstein-Primakoff bosons,  $a_{\mu,\mathbf{r}}^{(\dagger)}$  as in Eqs. (2)–(4). After performing a Fourier transformation,  $a_{\mu,\mathbf{k}} = (1/N_{\text{mag}})^{1/2} \sum_{\mathbf{r} \in \mu} e^{-i\mathbf{k} \cdot \mathbf{r}} a_{\mu,\mathbf{r}}$ , where  $N_{\text{mag}} = N/6$  is the number of magnetic unit cells (six spins for each) and  $N$  is the total number of spins, we obtain the quadratic Hamiltonian as the sum of even layers (sublattices) and odd layers (sublattices  $A_0$ – $C_0$ ) contributions:

$$\mathcal{H}_{\text{LSW}}^0 = \mathcal{H}_{\text{LSW,even}}^0 + \mathcal{H}_{\text{LSW,odd}}^0, \quad (11)$$

where the constant term has been dropped. Here,

$$\mathcal{H}_{\text{LSW,even}}^0 = \frac{S}{2} \sum_{\mathbf{k} \in \text{RBZ}} \left( (\mathbf{a}_{\mathbf{k}}^\dagger)^\text{T} \quad (\mathbf{a}_{-\mathbf{k}})^\text{T} \right) \begin{pmatrix} H_{11,\mathbf{k}}^0 & H_{12,\mathbf{k}}^0 \\ H_{21,\mathbf{k}}^0 & H_{22,\mathbf{k}}^0 \end{pmatrix} \begin{pmatrix} \mathbf{a}_{\mathbf{k}} \\ \mathbf{a}_{-\mathbf{k}}^\dagger \end{pmatrix}, \quad (12)$$

with  $H_{11,\mathbf{k}}^0 = H_{22,\mathbf{k}}^0$ ,  $H_{12,\mathbf{k}}^0 = H_{21,\mathbf{k}}^0$ , where the summation over  $\mathbf{k}$  is taken in the reduced Brillouin zone (RBZ) corresponding to the magnetic unit cell of the UUD state. From now on, we will denote this summation as  $\sum_{\mathbf{k}}$ . We have introduced vector notation for the operators,

$$\mathbf{a}_{\mathbf{k}} = \begin{pmatrix} a_{A_e,\mathbf{k}} \\ a_{B_e,\mathbf{k}} \\ a_{C_e,\mathbf{k}} \end{pmatrix} \equiv \begin{pmatrix} a_{1,\mathbf{k}} \\ a_{2,\mathbf{k}} \\ a_{3,\mathbf{k}} \end{pmatrix}, \quad \mathbf{a}_{-\mathbf{k}}^\dagger = \begin{pmatrix} a_{A_e,-\mathbf{k}}^\dagger \\ a_{B_e,-\mathbf{k}}^\dagger \\ a_{C_e,-\mathbf{k}}^\dagger \end{pmatrix} \equiv \begin{pmatrix} a_{1,-\mathbf{k}}^\dagger \\ a_{2,-\mathbf{k}}^\dagger \\ a_{3,-\mathbf{k}}^\dagger \end{pmatrix}, \quad (13)$$

and matrix notation for the quadratic coefficients,

$$H_{11,\mathbf{k}}^0 = \begin{pmatrix} S^{-1}h_{\text{red}} & \frac{3}{2}J(1+\Delta)\gamma_{\mathbf{k}} & \frac{3}{2}J(1-\Delta)\gamma_{-\mathbf{k}} \\ \frac{3}{2}J(1+\Delta)\gamma_{-\mathbf{k}} & S^{-1}h_{\text{red}} & \frac{3}{2}J(1-\Delta)\gamma_{\mathbf{k}} \\ \frac{3}{2}J(1-\Delta)\gamma_{\mathbf{k}} & \frac{3}{2}J(1-\Delta)\gamma_{-\mathbf{k}} & 6J - S^{-1}h_{\text{red}} \end{pmatrix},$$

$$H_{12,\mathbf{k}}^0 = \begin{pmatrix} 0 & -\frac{3}{2}J(1-\Delta)\gamma_{\mathbf{k}} & -\frac{3}{2}J(1+\Delta)\gamma_{-\mathbf{k}} \\ -\frac{3}{2}J(1-\Delta)\gamma_{-\mathbf{k}} & 0 & -\frac{3}{2}J(1+\Delta)\gamma_{\mathbf{k}} \\ -\frac{3}{2}J(1+\Delta)\gamma_{\mathbf{k}} & -\frac{3}{2}J(1+\Delta)\gamma_{-\mathbf{k}} & 0 \end{pmatrix}, \quad (14)$$

with  $\gamma_{\mathbf{k}} = \frac{1}{3}(e^{i\mathbf{k}\cdot\mathbf{a}} + e^{i\mathbf{k}\cdot\mathbf{b}} + e^{-i\mathbf{k}\cdot(\mathbf{a}+\mathbf{b})})$ . Similarly, we have

$$\mathcal{H}_{\text{LSW,odd}}^0 = \frac{S}{2} \sum_{\mathbf{k}} \left( (\bar{\mathbf{a}}_{\mathbf{k}}^\dagger)^\top \quad (\bar{\mathbf{a}}_{-\mathbf{k}})^\top \right) \begin{pmatrix} \bar{H}_{11,\mathbf{k}}^0 & \bar{H}_{12,\mathbf{k}}^0 \\ \bar{H}_{21,\mathbf{k}}^0 & \bar{H}_{22,\mathbf{k}}^0 \end{pmatrix} \begin{pmatrix} \bar{\mathbf{a}}_{\mathbf{k}} \\ \bar{\mathbf{a}}_{-\mathbf{k}}^\dagger \end{pmatrix}, \quad (15)$$

with

$$\bar{\mathbf{a}}_{\mathbf{k}} = \begin{pmatrix} a_{A_0,\mathbf{k}} \\ a_{B_0,\mathbf{k}} \\ a_{C_0,\mathbf{k}} \end{pmatrix} \equiv \begin{pmatrix} a_{4,\mathbf{k}} \\ a_{5,\mathbf{k}} \\ a_{6,\mathbf{k}} \end{pmatrix}, \quad \bar{\mathbf{a}}_{-\mathbf{k}}^\dagger = \begin{pmatrix} a_{A_0,-\mathbf{k}}^\dagger \\ a_{B_0,-\mathbf{k}}^\dagger \\ a_{C_0,-\mathbf{k}}^\dagger \end{pmatrix} \equiv \begin{pmatrix} a_{4,-\mathbf{k}}^\dagger \\ a_{5,-\mathbf{k}}^\dagger \\ a_{6,-\mathbf{k}}^\dagger \end{pmatrix}, \quad (16)$$

and

$$\begin{aligned} \bar{H}_{11,\mathbf{k}}^0 = \bar{H}_{22,\mathbf{k}}^0 &= \begin{pmatrix} 0 & 1 & 0 \\ 0 & 0 & 1 \\ 1 & 0 & 0 \end{pmatrix} H_{11,\mathbf{k}}^0 \begin{pmatrix} 0 & 0 & 1 \\ 1 & 0 & 0 \\ 0 & 1 & 0 \end{pmatrix}, \\ \bar{H}_{12,\mathbf{k}}^0 = \bar{H}_{21,\mathbf{k}}^0 &= \begin{pmatrix} 0 & 1 & 0 \\ 0 & 0 & 1 \\ 1 & 0 & 0 \end{pmatrix} H_{12,\mathbf{k}}^0 \begin{pmatrix} 0 & 0 & 1 \\ 1 & 0 & 0 \\ 0 & 1 & 0 \end{pmatrix}. \end{aligned} \quad (17)$$

The excitation spectrum of  $\mathcal{H}_{\text{LSW}}^0$  retains two relativistic modes at  $\mathbf{k} = 0$  (Fig. 2b). Below, we include nonlinear terms to gap out these excitations. At this stage, the nonlinear terms correspond to the mean-field (MF) decoupling of the intra-layer quartic terms. Once we obtain such a MF Hamiltonian with the gapped spectrum, the deviation from the fine-tuned magnetic field  $h_{\text{red}} = 3JS$  and interlayer coupling (as well as some other perturbation, if any) can be included. Here, the additional term contains both LSW and NLSW terms. To proceed, we first define the following mean-fields (MFs) symmetrized by using translational and rotational invariance:

$$\begin{aligned} \rho_\mu &= \frac{1}{N_{\text{mag}}} \sum_{\mathbf{r} \in \mu} \langle a_{\mu,\mathbf{r}}^\dagger a_{\mu,\mathbf{r}} \rangle_0, \\ \delta_\mu &= \frac{1}{N_{\text{mag}}} \sum_{\mathbf{r} \in \mu} \langle (a_{\mu,\mathbf{r}})^2 \rangle_0, \\ \xi_{\mu\nu} &= \frac{1}{3N_{\text{mag}}} \sum_{\mathbf{r} \in \mu} \sum_{\hat{\eta}_{\mu\nu}} \langle a_{\mu,\mathbf{r}}^\dagger a_{\nu,\mathbf{r}+\hat{\eta}_{\mu\nu}} \rangle_0, \\ \zeta_{\mu\nu} &= \frac{1}{3N_{\text{mag}}} \sum_{\mathbf{r} \in \mu} \sum_{\hat{\eta}_{\mu\nu}} \langle a_{\mu,\mathbf{r}} a_{\nu,\mathbf{r}+\hat{\eta}_{\mu\nu}} \rangle_0, \end{aligned} \quad (18)$$

where  $\hat{\eta}_{\mu\nu}$  represents the in-plane displacement vector connecting sites  $\mathbf{r} \in \mu$  to a nearest neighbor site in sublattice  $\nu$ . The mean values  $\langle \dots \rangle_0$  are evaluated with the ground state of  $\mathcal{H}_{\text{LSW}}^0$ . The MFs for odd (even) layers are obtained from those for even (odd) layers as

$$\begin{aligned} \rho_{A_0} &= \rho_{B_e}, \quad \rho_{B_0} = \rho_{C_e}, \quad \rho_{C_0} = \rho_{A_e}, \\ \delta_{A_0} &= \delta_{B_e}, \quad \delta_{B_0} = \delta_{C_e}, \quad \delta_{C_0} = \delta_{A_e}, \\ \xi_{A_0 B_0} &= \xi_{B_e C_e}, \quad \xi_{B_0 C_0} = \xi_{C_e A_e}, \quad \xi_{C_0 A_0} = \xi_{A_e B_e}, \\ \zeta_{A_0 B_0} &= \zeta_{B_e C_e}, \quad \zeta_{B_0 C_0} = \zeta_{C_e A_e}, \quad \zeta_{C_0 A_0} = \zeta_{A_e B_e}. \end{aligned} \quad (19)$$



By collecting all the contributions mentioned above, we obtain the NLSW Hamiltonian,

$$\mathcal{H}_{\text{NLSW}} = \frac{S}{2} \sum_{\mathbf{k}} \left( (\mathbf{a}_{\mathbf{k}}^\dagger)^\text{T} \quad (\bar{\mathbf{a}}_{\mathbf{k}}^\dagger)^\text{T} \quad (\mathbf{a}_{-\mathbf{k}})^\text{T} \quad (\bar{\mathbf{a}}_{-\mathbf{k}})^\text{T} \right) \begin{pmatrix} H_{\text{ee},\mathbf{k}} & H_{\text{eo},\mathbf{k}} & H'_{\text{ee},\mathbf{k}} & H'_{\text{eo},\mathbf{k}} \\ (H_{\text{eo},\mathbf{k}})^\dagger & H_{\text{oo},\mathbf{k}} & (H'_{\text{eo},-\mathbf{k}})^\text{T} & H'_{\text{oo},\mathbf{k}} \\ (H'_{\text{ee},-\mathbf{k}})^* & (H'_{\text{eo},-\mathbf{k}})^* & (H_{\text{ee},-\mathbf{k}})^* & (H_{\text{eo},-\mathbf{k}})^* \\ (H'_{\text{eo},\mathbf{k}})^\dagger & (H'_{\text{oo},-\mathbf{k}})^* & (H_{\text{eo},-\mathbf{k}})^\text{T} & (H_{\text{oo},-\mathbf{k}})^* \end{pmatrix} \begin{pmatrix} \mathbf{a}_{\mathbf{k}} \\ \bar{\mathbf{a}}_{\mathbf{k}} \\ \mathbf{a}_{-\mathbf{k}}^\dagger \\ \bar{\mathbf{a}}_{-\mathbf{k}}^\dagger \end{pmatrix}, \quad (20)$$

where

$$\begin{aligned} H_{\text{ee},\mathbf{k}} &= H_{11,\mathbf{k}}^0 + \begin{pmatrix} -2J_c & 0 & 0 \\ 0 & 2J_c & 0 \\ 0 & 0 & 2J_c \end{pmatrix} + S^{-1} \begin{pmatrix} \mu_{\text{MF}}^{A_e} + 2J_c \rho_{A_o} & (t_{\text{MF}}^{A_e B_e})^* \gamma_{\mathbf{k}} & t_{\text{MF}}^{C_e A_e} \gamma_{-\mathbf{k}} \\ t_{\text{MF}}^{A_e B_e} \gamma_{-\mathbf{k}} & \mu_{\text{MF}}^{B_e} - 2J_c \rho_{B_o} & (t_{\text{MF}}^{B_e C_e})^* \gamma_{\mathbf{k}} \\ (t_{\text{MF}}^{C_e A_e})^* \gamma_{\mathbf{k}} & t_{\text{MF}}^{B_e C_e} \gamma_{-\mathbf{k}} & \mu_{\text{MF}}^{C_e} - 2J_c \rho_{C_o} \end{pmatrix}, \\ H_{\text{oo},\mathbf{k}} &= \bar{H}_{11,\mathbf{k}}^0 + \begin{pmatrix} -2J_c & 0 & 0 \\ 0 & 2J_c & 0 \\ 0 & 0 & 2J_c \end{pmatrix} + S^{-1} \begin{pmatrix} \mu_{\text{MF}}^{A_o} + 2J_c \rho_{A_e} & (t_{\text{MF}}^{A_o B_o})^* \gamma_{\mathbf{k}} & t_{\text{MF}}^{C_o A_o} \gamma_{-\mathbf{k}} \\ t_{\text{MF}}^{A_o B_o} \gamma_{-\mathbf{k}} & \mu_{\text{MF}}^{B_o} - 2J_c \rho_{B_e} & (t_{\text{MF}}^{B_o C_o})^* \gamma_{\mathbf{k}} \\ (t_{\text{MF}}^{C_o A_o})^* \gamma_{\mathbf{k}} & t_{\text{MF}}^{B_o C_o} \gamma_{-\mathbf{k}} & \mu_{\text{MF}}^{C_o} - 2J_c \rho_{C_e} \end{pmatrix}, \\ H'_{\text{ee},\mathbf{k}} &= H_{12,\mathbf{k}}^0 + S^{-1} \begin{pmatrix} \Gamma_{\text{MF}}^{A_e} & g_{\text{MF}}^{A_e B_e} \gamma_{\mathbf{k}} & g_{\text{MF}}^{C_e A_e} \gamma_{-\mathbf{k}} \\ g_{\text{MF}}^{A_e B_e} \gamma_{-\mathbf{k}} & \Gamma_{\text{MF}}^{B_e} & g_{\text{MF}}^{B_e C_e} \gamma_{\mathbf{k}} \\ g_{\text{MF}}^{C_e A_e} \gamma_{\mathbf{k}} & g_{\text{MF}}^{B_e C_e} \gamma_{-\mathbf{k}} & \Gamma_{\text{MF}}^C \end{pmatrix}, \\ H'_{\text{oo},\mathbf{k}} &= \bar{H}_{12,\mathbf{k}}^0 + S^{-1} \begin{pmatrix} \Gamma_{\text{MF}}^{A_o} & g_{\text{MF}}^{A_o B_o} \gamma_{\mathbf{k}} & g_{\text{MF}}^{C_o A_o} \gamma_{-\mathbf{k}} \\ g_{\text{MF}}^{A_o B_o} \gamma_{-\mathbf{k}} & \Gamma_{\text{MF}}^{B_o} & g_{\text{MF}}^{B_o C_o} \gamma_{\mathbf{k}} \\ g_{\text{MF}}^{C_o A_o} \gamma_{\mathbf{k}} & g_{\text{MF}}^{B_o C_o} \gamma_{-\mathbf{k}} & \Gamma_{\text{MF}}^{C_o} \end{pmatrix}, \\ H_{\text{eo},\mathbf{k}} &= \cos k_3 \begin{pmatrix} J_c (1 + \Delta) & 0 & 0 \\ 0 & J_c (1 - \Delta) & 0 \\ 0 & 0 & J_c (1 - \Delta) \end{pmatrix} + S^{-1} \cos k_3 \begin{pmatrix} (t_{\text{MF}}^{A_e A_o})^* & 0 & 0 \\ 0 & (t_{\text{MF}}^{B_e B_o})^* & 0 \\ 0 & 0 & (t_{\text{MF}}^{C_e C_o})^* \end{pmatrix}, \\ H'_{\text{eo},\mathbf{k}} &= \cos k_3 \begin{pmatrix} -J_c (1 - \Delta) & 0 & 0 \\ 0 & -J_c (1 + \Delta) & 0 \\ 0 & 0 & -J_c (1 + \Delta) \end{pmatrix} + S^{-1} \cos k_3 \begin{pmatrix} g_{\text{MF}}^{A_e A_o} & 0 & 0 \\ 0 & g_{\text{MF}}^{B_e B_o} & 0 \\ 0 & 0 & g_{\text{MF}}^{C_e C_o} \end{pmatrix}. \quad (21) \end{aligned}$$

Here the MF parameters are given as follows. First, those associated with the intralayer coupling are

$$\begin{aligned} \mu_{\text{MF}}^{A_e} &= 3J \left[ \rho_{B_e} - \rho_{C_e} - \frac{1 + \Delta}{2} (\text{Re } \xi_{A_e B_e} - \text{Re } \zeta_{C_e A_e}) - \frac{1 - \Delta}{2} (\text{Re } \xi_{C_e A_e} - \text{Re } \zeta_{A_e B_e}) \right], \\ \mu_{\text{MF}}^{B_e} &= 3J \left[ \rho_{A_e} - \rho_{C_e} - \frac{1 + \Delta}{2} (\text{Re } \xi_{A_e B_e} - \text{Re } \zeta_{B_e C_e}) - \frac{1 - \Delta}{2} (\text{Re } \xi_{B_e C_e} - \text{Re } \zeta_{A_e B_e}) \right], \\ \mu_{\text{MF}}^{C_e} &= 3J \left[ -\rho_{A_e} - \rho_{B_e} + \frac{1 + \Delta}{2} (\text{Re } \zeta_{B_e C_e} + \text{Re } \zeta_{C_e A_e}) - \frac{1 - \Delta}{2} (\text{Re } \xi_{B_e C_e} + \text{Re } \xi_{C_e A_e}) \right], \\ t_{\text{MF}}^{A_e B_e} &= 3J \left[ \xi_{A_e B_e} - \frac{1 + \Delta}{4} (\rho_{A_e} + \rho_{B_e}) + \frac{1 - \Delta}{8} (\delta_{A_e}^* + \delta_{B_e}) \right], \\ t_{\text{MF}}^{B_e C_e} &= 3J \left[ -\xi_{B_e C_e} + \frac{1 + \Delta}{8} (\delta_{B_e}^* + \delta_{C_e}) - \frac{1 - \Delta}{4} (\rho_{B_e} + \rho_{C_e}) \right], \end{aligned}$$

$$\begin{aligned}
t_{\text{MF}}^{C_e A_e} &= 3J \left[ -\xi_{C_e A_e} + \frac{1+\Delta}{8} (\delta_{C_e}^* + \delta_{A_e}) - \frac{1-\Delta}{4} (\rho_{C_e} + \rho_{A_e}) \right], \\
\Gamma_{\text{MF}}^{A_e} &= \frac{3J}{2} \left[ \frac{1+\Delta}{2} (\xi_{C_e A_e} - \zeta_{A_e B_e}) + \frac{1-\Delta}{2} (\xi_{A_e B_e}^* - \zeta_{C_e A_e}) \right], \\
\Gamma_{\text{MF}}^{B_e} &= \frac{3J}{2} \left[ \frac{1+\Delta}{2} (\xi_{B_e C_e}^* - \zeta_{A_e B_e}) + \frac{1-\Delta}{2} (\xi_{A_e B_e} - \zeta_{B_e C_e}) \right], \\
\Gamma_{\text{MF}}^{C_e} &= \frac{3J}{2} \left[ \frac{1+\Delta}{2} (\xi_{B_e C_e} - \xi_{C_e A_e}^*) - \frac{1-\Delta}{2} (\zeta_{B_e C_e} + \zeta_{C_e A_e}) \right], \\
g_{\text{MF}}^{A_e B_e} &= 3J \left[ \zeta_{A_e B_e} - \frac{1+\Delta}{8} (\delta_{A_e} + \delta_{B_e}) + \frac{1-\Delta}{4} (\rho_{A_e} + \rho_{B_e}) \right], \\
g_{\text{MF}}^{B_e C_e} &= 3J \left[ -\zeta_{B_e C_e} + \frac{1+\Delta}{4} (\rho_B + \rho_C) - \frac{1-\Delta}{8} (\delta_B + \delta_C) \right], \\
g_{\text{MF}}^{C_e A_e} &= 3J \left[ -\zeta_{C_e A_e} + \frac{1+\Delta}{4} (\rho_{C_e} + \rho_{A_e}) - \frac{1-\Delta}{8} (\delta_{C_e} + \delta_{A_e}) \right],
\end{aligned} \tag{22}$$

for even layers and

$$\begin{aligned}
\mu_{\text{MF}}^{A_o} &= \mu_{\text{MF}}^{B_e}, \quad \mu_{\text{MF}}^{B_o} = \mu_{\text{MF}}^{C_e}, \quad \mu_{\text{MF}}^{C_o} = \mu_{\text{MF}}^{A_e}, \\
t_{\text{MF}}^{A_o B_o} &= t_{\text{MF}}^{B_e C_e}, \quad t_{\text{MF}}^{B_o C_o} = t_{\text{MF}}^{C_e A_e}, \quad t_{\text{MF}}^{C_o A_o} = t_{\text{MF}}^{A_e B_e}, \\
\Gamma_{\text{MF}}^{A_o} &= \Gamma_{\text{MF}}^{B_e}, \quad \Gamma_{\text{MF}}^{B_o} = \Gamma_{\text{MF}}^{C_e}, \quad \Gamma_{\text{MF}}^{C_o} = \Gamma_{\text{MF}}^{A_e}, \\
g_{\text{MF}}^{A_o B_o} &= g_{\text{MF}}^{B_e C_e}, \quad g_{\text{MF}}^{B_o C_o} = g_{\text{MF}}^{C_e A_e}, \quad g_{\text{MF}}^{C_o A_o} = g_{\text{MF}}^{A_e B_e},
\end{aligned} \tag{23}$$

for odd layers. Similarly, the new MF parameters associated with the interlayer coupling are

$$\begin{aligned}
t_{\text{MF}}^{A_e A_o} &= J_c \left[ -\frac{1+\Delta}{2} (\rho_{A_e} + \rho_{A_o}) + \frac{1-\Delta}{4} (\delta_{A_e}^* + \delta_{A_o}) \right], \\
t_{\text{MF}}^{B_e B_o} &= J_c \left[ \frac{1+\Delta}{4} (\delta_{B_e}^* + \delta_{B_o}) - \frac{1-\Delta}{2} (\rho_{B_e} + \rho_{B_o}) \right], \\
t_{\text{MF}}^{C_e C_o} &= J_c \left[ \frac{1+\Delta}{4} (\delta_{C_e}^* + \delta_{C_o}) - \frac{1-\Delta}{2} (\rho_{C_e} + \rho_{C_o}) \right], \\
g_{\text{MF}}^{A_e A_o} &= J_c \left[ -\frac{1+\Delta}{4} (\delta_{A_e} + \delta_{A_o}) + \frac{1-\Delta}{2} (\rho_{A_e} + \rho_{A_o}) \right], \\
g_{\text{MF}}^{B_e B_o} &= J_c \left[ \frac{1+\Delta}{2} (\rho_{B_e} + \rho_{B_o}) - \frac{1-\Delta}{4} (\delta_{B_e} + \delta_{B_o}) \right], \\
g_{\text{MF}}^{C_e C_o} &= J_c \left[ \frac{1+\Delta}{2} (\rho_{C_e} + \rho_{C_o}) - \frac{1-\Delta}{4} (\delta_{C_e} + \delta_{C_o}) \right].
\end{aligned} \tag{24}$$

Figure 9 shows the  $\Delta$ -dependence of these MF parameters. Because these MF parameters are real valued, the coefficient matrix in Eq. (20) has the form,

$$H_{\text{NLSW}} = \begin{pmatrix} P_{\mathbf{k}} & Q_{\mathbf{k}} \\ Q_{\mathbf{k}} & P_{\mathbf{k}} \end{pmatrix}, \tag{25}$$

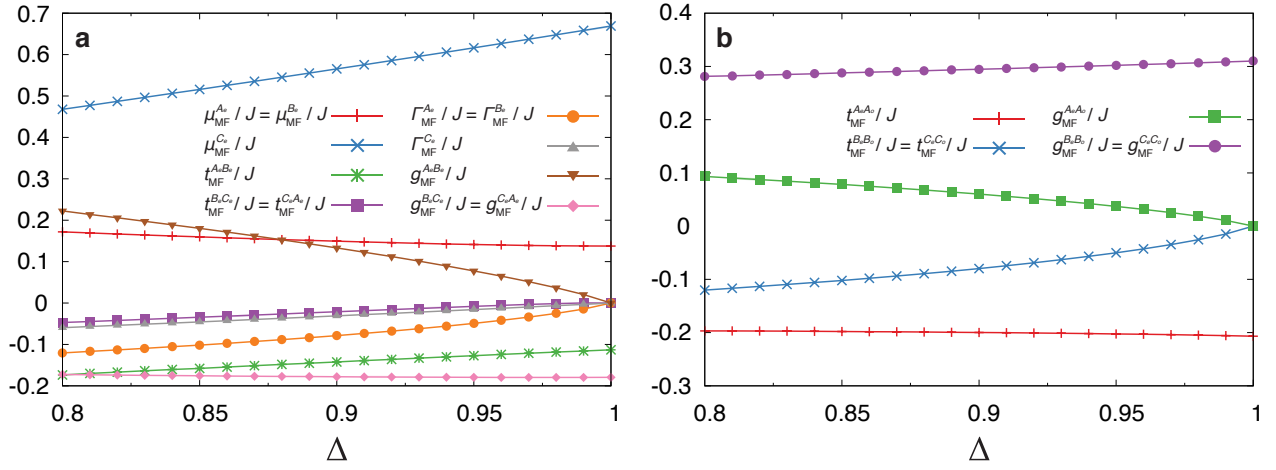


Figure 9:  $\Delta$ -dependence of the recombined MF parameters. MF parameters associated with (a) the intra-layer coupling and (b) the inter-layer coupling.

with

$$P_{\mathbf{k}} = \begin{pmatrix} H_{ee,\mathbf{k}} & H_{eo,\mathbf{k}} \\ H_{eo,\mathbf{k}} & H_{oo,\mathbf{k}} \end{pmatrix}, \quad Q_{\mathbf{k}} = \begin{pmatrix} H'_{ee,\mathbf{k}} & H'_{eo,\mathbf{k}} \\ H'_{eo,\mathbf{k}} & H'_{oo,\mathbf{k}} \end{pmatrix}. \quad (26)$$

This form can be diagonalized by a Bogoliubov transformation,

$$\begin{pmatrix} \mathbf{a}_{\mathbf{k}} \\ \bar{\mathbf{a}}_{\mathbf{k}} \\ \mathbf{a}_{-\mathbf{k}}^\dagger \\ \bar{\mathbf{a}}_{-\mathbf{k}}^\dagger \end{pmatrix} = \begin{pmatrix} U_{\mathbf{k}} & V_{\mathbf{k}} \\ V_{\mathbf{k}} & U_{\mathbf{k}} \end{pmatrix} \begin{pmatrix} \boldsymbol{\alpha}_{\mathbf{k}} \\ \boldsymbol{\alpha}_{-\mathbf{k}}^\dagger \end{pmatrix}, \quad (27)$$

where  $\boldsymbol{\alpha}_{\mathbf{k}}$  ( $\boldsymbol{\alpha}_{-\mathbf{k}}^\dagger$ ) is the 6-component vector comprising the annihilation (creation) operators of Bogoliubov bosons. The transformation matrices satisfy  $U_{\mathbf{k}}^{j\mu\kappa} = (U_{-\mathbf{k}}^{j\mu\kappa})^*$  and  $V_{\mathbf{k}}^{j\mu\kappa} = (V_{-\mathbf{k}}^{j\mu\kappa})^*$ . The poles,  $\omega_{\kappa,\mathbf{k}}$ , are the square-roots of the eigenvalues of  $S^2(P_{\mathbf{k}} + Q_{\mathbf{k}})(P_{\mathbf{k}} - Q_{\mathbf{k}})$ .

When calculating the sublattice magnetization, the reduction of the ordered moment relative to the classical value  $S$  corresponds to the local magnon density. With the phase factors for each sublattice,  $c_{A_e} = c_{B_e} = -c_{C_e} = c_{A_o} = -c_{B_o} = c_{C_o} = 1$  (see Fig. 1a), we have

$$\langle S_{\mathbf{r}}^x \rangle = c_{\mu} (S - \langle a_{\mu,\mathbf{r}}^\dagger a_{\mu,\mathbf{r}} \rangle) = c_{\mu} \left( S - \frac{1}{N_{\text{mag}}} \sum_{\mathbf{k}} \sum_{\kappa} |V_{\mathbf{k}}^{\mu\kappa}|^2 \right), \quad (28)$$

for site  $\mathbf{r}$  in sublattice  $\mu$ .

The dynamical spin structure factor is defined by

$$\begin{aligned} \mathcal{S}^{\alpha\alpha}(\mathbf{q}, \omega) &= \int_{-\infty}^{\infty} \frac{dt}{2\pi} e^{i\omega t} \frac{1}{N} \sum_{\mathbf{r}, \mathbf{r}'} e^{-i\mathbf{q} \cdot (\mathbf{r} - \mathbf{r}')} \langle S_{\mathbf{r}}^{\alpha}(t) S_{\mathbf{r}'}^{\alpha}(0) \rangle \\ &= \sum_n \delta(\omega - \omega_n) |\langle 0 | S_{\mathbf{q}}^{\alpha} | n \rangle|^2, \end{aligned} \quad (29)$$

where  $S_{\mathbf{q}}^{\alpha} = N^{-1/2} \sum_{\mathbf{r}} S_{\mathbf{r}}^{\alpha} e^{-i\mathbf{q}\cdot\mathbf{r}}$  and  $|n\rangle$  and  $\omega_n$  denote the  $n$ th excited state and its excitation energy, respectively. The longitudinal spin component is

$$S_{\mathbf{q}}^x = \frac{\sqrt{N}}{3} S (\delta_{\mathbf{q},0} + \delta_{\mathbf{q},\mathbf{Q}} + \delta_{\mathbf{q},-\mathbf{Q}}) + \delta S_{\mathbf{q}}^x, \quad (30)$$

with  $\mathbf{Q} = (1/3, 1/3, 1)$  and

$$\delta S_{\mathbf{q}}^x = -\sqrt{\frac{1}{N}} \sum_{\mu, \mathbf{k}} c_{\mu} a_{\mu, \mathbf{k}-\mathbf{q}}^{\dagger} a_{\mu, \mathbf{k}}, \quad (31)$$

We truncate the expansions of the transverse spin components at the lowest order:

$$\begin{aligned} S_{\mathbf{q}}^y &\approx -i \sqrt{\frac{S}{12}} \sum_{\mu} (a_{\mu, \mathbf{q}} - a_{\mu, -\mathbf{q}}^{\dagger}), \\ S_{\mathbf{q}}^z &\approx \sqrt{\frac{S}{12}} \sum_{\mu} (-c_{\mu}) (a_{\mu, \mathbf{q}} + a_{\mu, -\mathbf{q}}^{\dagger}). \end{aligned} \quad (32)$$

The transverse components of the dynamical structure factor,  $\mathcal{S}_{\perp}(\mathbf{q}, \omega) = \mathcal{S}^{yy}(\mathbf{q}, \omega) + \mathcal{S}^{zz}(\mathbf{q}, \omega)$ , reveal the magnon dispersion,

$$\begin{aligned} \mathcal{S}^{yy}(\mathbf{q}, \omega) &= \sum_n \delta(\omega - \omega_n) |\langle 0 | S_{\mathbf{q}}^y | n \rangle|^2 \\ &\approx \frac{S}{12} \sum_{\kappa} \delta(\omega - \omega_{\kappa, \mathbf{q}}) \left| \sum_{\mu} (U_{\mathbf{q}}^{\mu\kappa} - V_{\mathbf{q}}^{\mu\kappa}) \right|^2, \\ \mathcal{S}^{zz}(\mathbf{q}, \omega) &= \sum_n \delta(\omega - \omega_n) |\langle 0 | S_{\mathbf{q}}^z | n \rangle|^2 \\ &\approx \frac{S}{12} \sum_{\kappa} \delta(\omega - \omega_{\kappa, \mathbf{q}}) \left| \sum_{\mu} c_{\mu} (U_{\mathbf{q}}^{\mu\kappa} + V_{\mathbf{q}}^{\mu\kappa}) \right|^2. \end{aligned} \quad (33)$$

Meanwhile,  $\mathcal{S}^{xx}(\mathbf{q}, \omega)$  comprises the elastic contribution and the longitudinal fluctuations,

$$\mathcal{S}_{\parallel}(\mathbf{q}, \omega) = \sum_n \delta(\omega - \omega_n) |\langle 0 | \delta S_{\mathbf{q}}^x | n \rangle|^2, \quad (34)$$

which can be evaluated by using Wick's theorem. The result at  $T = 0$  is

$$\mathcal{S}_{\parallel}(\mathbf{q}, \omega) = \Theta(\omega) N^{-1} \sum_{\mathbf{k}} \sum_{\kappa, \lambda, \mu, \nu} c_{\mu} c_{\nu} \text{Re} A_{\mu\nu, \kappa\lambda}(\mathbf{k}; \mathbf{q}) \delta(\omega - \omega_{\kappa, -\mathbf{k}+\mathbf{q}} - \omega_{\lambda, \mathbf{k}}), \quad (35)$$

where

$$A_{\mu\nu, \kappa\lambda}(\mathbf{k}; \mathbf{q}) = \frac{1}{2} \left[ (U_{\mathbf{k}-\mathbf{q}}^{\mu\kappa})^* V_{\mathbf{k}}^{\mu\lambda} + (V_{\mathbf{k}-\mathbf{q}}^{\mu\kappa})^* U_{\mathbf{k}}^{\mu\lambda} \right] \left[ U_{\mathbf{k}-\mathbf{q}}^{\nu\kappa} (V_{\mathbf{k}}^{\nu\lambda})^* + V_{\mathbf{k}-\mathbf{q}}^{\nu\kappa} (U_{\mathbf{k}}^{\nu\lambda})^* \right]. \quad (36)$$

## Data Availability.

All relevant data are available from the corresponding authors upon reasonable request.

## References

- [1] Villain, J., Bidaux, R., Carton, J.-P. & Conte, R. Order as an effect of disorder. *J. Phys. (France)* **41**, 1263–1272 (1980).
- [2] Shender, E. Antiferromagnetic garnets with fluctuationally interacting sublattices. *Sov. Phys. JETP* **56**, 178–184 (1982).
- [3] Henley, C. L. Ordering due to disorder in a frustrated vector antiferromagnet. *Phys. Rev. Lett.* **62**, 2056–2059 (1989).
- [4] Lacroix, C., Mendels, P. & Mila, F. (eds.) *Introduction to Frustrated Magnetism: Materials, Experiments, Theory* (Springer-Verlag, Heidelberg, 2011).
- [5] Chubukov, A. V. & Golosov, D. I. Quantum theory of an antiferromagnet on a triangular lattice in a magnetic field. *J. Phys.: Condens. Matter* **3**, 69–82 (1991).
- [6] Zhitomirsky, M. E., Honecker, A. & Petrenko, O. A. Field induced ordering in highly frustrated antiferromagnets. *Phys. Rev. Lett.* **85**, 3269–3272 (2000).
- [7] Hida, K. & Affleck, I. Quantum vs classical magnetization plateaus of  $S=1/2$  frustrated heisenberg chains. *J. Phys. Soc. Jpn.* **74**, 1849–1857 (2005).
- [8] Takigawa, M. & Mila, F. *Magnetization Plateaus*, chap. 10 (Springer, Heidelberg, 2011).
- [9] Seabra, L., Sindzingre, P., Momoi, T. & Shannon, N. Novel phases in a square-lattice frustrated ferromagnet:  $\frac{1}{3}$ -magnetization plateau, helicoidal spin liquid, and vortex crystal. *Phys. Rev. B* **93**, 085132 (2016).
- [10] Ye, M. & Chubukov, A. V. Half-magnetization plateau in a heisenberg antiferromagnet on a triangular lattice. *Phys. Rev. B* **96**, 140406 (2017).
- [11] Rice, T. M. To condense or not to condense. *Science* **298**, 760–761 (2002).
- [12] Giamarchi, T., Rugg, C. & Tchernyshyov, O. Bose-einstein condensation in magnetic insulators. *Nat. Phys.* **4**, 198–204 (2008).
- [13] Zapf, V., Jaime, M. & Batista, C. D. Bose-einstein condensation in quantum magnets. *Rev. Mod. Phys.* **86**, 563–614 (2014).
- [14] Haravifard, S. *et al.* Crystallization of spin superlattices with pressure and field in the layered magnet  $\text{SrCu}_2(\text{BO}_3)_2$ . *Nat. Comm.* **7**, 11956 EP (2016).
- [15] Honecker, A., Schulenburg, J. & Richter, J. Magnetization plateaus in frustrated antiferromagnetic quantum spin models. *J. Phys.: Condens. Matter* **16**, S749 (2004).

- [16] Farnell, D. J. J., Zinke, R., Schulenburg, J. & Richter, J. High-order coupled cluster method study of frustrated and unfrustrated quantum magnets in external magnetic fields. *J. Phys.: Condens. Matter* **21**, 406002 (2009).
- [17] Sakai, T. & Nakano, H. Critical magnetization behavior of the triangular- and kagome-lattice quantum antiferromagnets. *Phys. Rev. B* **83**, 100405 (2011).
- [18] Chen, R., Ju, H., Jiang, H.-C., Starykh, O. A. & Balents, L. Ground states of spin- $\frac{1}{2}$  triangular antiferromagnets in a magnetic field. *Phys. Rev. B* **87**, 165123 (2013).
- [19] Yamamoto, D., Marmorini, G. & Danshita, I. Quantum phase diagram of the triangular-lattice *XXZ* model in a magnetic field. *Phys. Rev. Lett.* **112**, 127203 (2014).
- [20] Yamamoto, D., Marmorini, G. & Danshita, I. Microscopic model calculations for the magnetization process of layered triangular-lattice quantum antiferromagnets. *Phys. Rev. Lett.* **114**, 027201 (2015).
- [21] Nakano, H. & Sakai, T. Magnetization process of the spin-1/2 triangular-lattice Heisenberg antiferromagnet with next-nearest-neighbor interactions—plateau or nonplateau—. *J. Phys. Soc. Jpn.* **86**, 114705 (2017).
- [22] Ono, T. *et al.* Magnetization plateau in the frustrated quantum spin system  $\text{Cs}_2\text{CuBr}_4$ . *Phys. Rev. B* **67**, 104431 (2003).
- [23] Ono, T. *et al.* Magnetization plateaux of the  $S = 1/2$  two-dimensional frustrated antiferromagnet  $\text{Cs}_2\text{CuBr}_4$ . *J. Phys.: Condens. Matter* **16**, S773 (2004).
- [24] Ono, T. *et al.* Field-induced phase transitions driven by quantum fluctuation in  $S = 1/2$  anisotropic triangular antiferromagnet  $\text{Cs}_2\text{CuBr}_4$ . *Prog. Theor. Phys. Suppl.* **159**, 217 (2005).
- [25] Tsujii, H. *et al.* Thermodynamics of the up-up-down phase of the  $S = \frac{1}{2}$  triangular-lattice antiferromagnet  $\text{Cs}_2\text{CuBr}_4$ . *Phys. Rev. B* **76**, 060406 (2007).
- [26] Fortune, N. A. *et al.* Cascade of magnetic-field-induced quantum phase transitions in a spin- $\frac{1}{2}$  triangular-lattice antiferromagnet. *Phys. Rev. Lett.* **102**, 257201 (2009).
- [27] Inami, T., Ajiro, Y. & Goto, T. Magnetization process of the triangular lattice antiferromagnets,  $\text{RbFe}(\text{MoO}_4)_2$  and  $\text{CsFe}(\text{SO}_4)_2$ . *J. Phys. Soc. Jpn.* **65**, 2374–2376 (1996).
- [28] Svistov, L. E. *et al.* Quasi-two-dimensional antiferromagnet on a triangular lattice  $\text{RbFe}(\text{MoO}_4)_2$ . *Phys. Rev. B* **67**, 094434 (2003).
- [29] White, J. S. *et al.* Multiferroicity in the generic easy-plane triangular lattice antiferromagnet  $\text{RbFe}(\text{MoO}_4)_2$ . *Phys. Rev. B* **88**, 060409 (2013).

- [30] Doi, Y., Hinatsu, Y. & Ohoyama, K. Structural and magnetic properties of pseudo-two-dimensional triangular antiferromagnets  $\text{Ba}_3\text{MSb}_2\text{O}_9$  ( $M = \text{Mn, Co, and Ni}$ ). *J. Phys.: Condens. Matter* **16**, 8923 (2004).
- [31] Shirata, Y., Tanaka, H., Matsuo, A. & Kindo, K. Experimental realization of a spin-1/2 triangular-lattice Heisenberg antiferromagnet. *Phys. Rev. Lett.* **108**, 057205 (2012).
- [32] Zhou, H. D. *et al.* Successive phase transitions and extended spin-excitation continuum in the  $S = \frac{1}{2}$  triangular-lattice antiferromagnet  $\text{Ba}_3\text{CoSb}_2\text{O}_9$ . *Phys. Rev. Lett.* **109**, 267206 (2012).
- [33] Susuki, T. *et al.* Magnetization process and collective excitations in the  $S = 1/2$  triangular-lattice Heisenberg antiferromagnet  $\text{Ba}_3\text{CoSb}_2\text{O}_9$ . *Phys. Rev. Lett.* **110**, 267201 (2013).
- [34] Naruse, K. *et al.* Thermal conductivity in the triangular-lattice antiferromagnet  $\text{Ba}_3\text{CoSb}_2\text{O}_9$ . *J. Phys.: Conf. Series* **568**, 042014 (2014).
- [35] Koutroulakis, G. *et al.* Quantum phase diagram of the  $S = \frac{1}{2}$  triangular-lattice antiferromagnet  $\text{Ba}_3\text{CoSb}_2\text{O}_9$ . *Phys. Rev. B* **91**, 024410 (2015).
- [36] Quirion, G. *et al.* Magnetic phase diagram of  $\text{Ba}_3\text{CoSb}_2\text{O}_9$  as determined by ultrasound velocity measurements. *Phys. Rev. B* **92**, 014414 (2015).
- [37] Ma, J. *et al.* Static and dynamical properties of the spin-1/2 equilateral triangular-lattice antiferromagnet  $\text{Ba}_3\text{CoSb}_2\text{O}_9$ . *Phys. Rev. Lett.* **116**, 087201 (2016).
- [38] Sera, A. *et al.*  $S = \frac{1}{2}$  triangular-lattice antiferromagnets  $\text{Ba}_3\text{CoSb}_2\text{O}_9$  and  $\text{CsCuCl}_3$ : Role of spin-orbit coupling, crystalline electric field effect, and Dzyaloshinskii-Moriya interaction. *Phys. Rev. B* **94**, 214408 (2016).
- [39] Ito, S. *et al.* Structure of the magnetic excitations in the spin-1/2 triangular-lattice heisenberg antiferromagnet  $\text{Ba}_3\text{CoSb}_2\text{O}_9$ . *Nat. Comm.* **8**, 235 (2017).
- [40] Alicea, J., Chubukov, A. V. & Strykh, O. A. Quantum stabilization of the 1/3-magnetization plateau in  $\text{Cs}_2\text{CuBr}_4$ . *Phys. Rev. Lett.* **102**, 137201 (2009).
- [41] Coletta, T., Zhitomirsky, M. E. & Mila, F. Quantum stabilization of classically unstable plateau structures. *Phys. Rev. B* **87**, 060407 (2013).
- [42] Coletta, T., Tóth, T. A., Penc, K. & Mila, F. Semiclassical theory of the magnetization process of the triangular lattice heisenberg model. *Phys. Rev. B* **94**, 075136 (2016).
- [43] Kawamura, H. & Miyashita, S. Phase transition of the heisenberg antiferromagnet on the triangular lattice in a magnetic field. *J. Phys. Soc. Jpn.* **54**, 4530–4538 (1985).

- [44] Zhitomirsky, M. E. & Chernyshev, A. L. *Colloquium* : Spontaneous magnon decays. *Rev. Mod. Phys.* **85**, 219–242 (2013).
- [45] Chernyshev, A. L. & Zhitomirsky, M. E. Magnon decay in noncollinear quantum antiferromagnets. *Phys. Rev. Lett.* **97**, 207202 (2006).
- [46] Starykh, O. A., Chubukov, A. V. & Abanov, A. G. Flat spin-wave dispersion in a triangular antiferromagnet. *Phys. Rev. B* **74**, 180403 (2006).
- [47] Chernyshev, A. L. & Zhitomirsky, M. E. Spin waves in a triangular lattice antiferromagnet: Decays, spectrum renormalization, and singularities. *Phys. Rev. B* **79**, 144416 (2009).
- [48] Mourigal, M., Fuhrman, W. T., Chernyshev, A. L. & Zhitomirsky, M. E. Dynamical structure factor of the triangular-lattice antiferromagnet. *Phys. Rev. B* **88**, 094407 (2013).
- [49] Paddison, J. A. M. *et al.* Continuous excitations of the triangular-lattice quantum spin liquid YbMgGaO<sub>4</sub>. *Nat. Phys.* **13**, 117 EP – (2016).
- [50] Park, K. *et al.* Magnon-phonon coupling and two-magnon continuum in the two-dimensional triangular antiferromagnet CuCrO<sub>2</sub>. *Phys. Rev. B* **94**, 104421 (2016).
- [51] Christensen, N. B. *et al.* Quantum dynamics and entanglement of spins on a square lattice. *Proc. Natl. Acad. Sci. USA* **104**, 15264–15269 (2007).
- [52] Tsyrlin, N. *et al.* Quantum effects in a weakly frustrated  $S = 1/2$  two-dimensional heisenberg antiferromagnet in an applied magnetic field. *Phys. Rev. Lett.* **102**, 197201 (2009).
- [53] Headings, N. S., Hayden, S. M., Coldea, R. & Perring, T. G. Anomalous high-energy spin excitations in the high- $T_c$  superconductor-parent antiferromagnet La<sub>2</sub>CuO<sub>4</sub>. *Phys. Rev. Lett.* **105**, 247001 (2010).
- [54] Plumb, K. W., Savici, A. T., Granroth, G. E., Chou, F. C. & Kim, Y.-J. High-energy continuum of magnetic excitations in the two-dimensional quantum antiferromagnet Sr<sub>2</sub>CuO<sub>2</sub>Cl<sub>2</sub>. *Phys. Rev. B* **89**, 180410 (2014).
- [55] Dalla Piazza, B. *et al.* Fractional excitations in the square-lattice quantum antiferromagnet. *Nat. Phys* **11**, 62–68 (2015).
- [56] Powalski, M., Uhrig, G. S. & Schmidt, K. P. Roton minimum as a fingerprint of magnon-Higgs scattering in ordered quantum antiferromagnets. *Phys. Rev. Lett.* **115**, 207202 (2015).
- [57] Rodríguez-Carvajal, J. Recent advances in magnetic structure determination by neutron powder diffraction. *Physica B Condens. Matter* **192**, 55 – 69 (1993).
- [58] Rodriguez, J. A. *et al.* MACS—a new high intensity cold neutron spectrometer at NIST. *Meas. Sci. Technol.* **19**, 034023 (2008).



[59] Le, M. *et al.* Gains from the upgrade of the cold neutron triple-axis spectrometer FLEXX at the BER-II reactor. *Nucl. Instrum. Methods Phys. Res. Sect. A* **729**, 220 – 226 (2013).

## End Notes

### Acknowledgments

We thank H. Tanaka, A. Chernyshev, and O. Starykh for valuable discussions. J.M. acknowledges the support of the Ministry of Science and Technology of China (2016YFA0300500). Y.K. acknowledges the financial support by JSPS Grants-in-Aid for Scientific Research under Grant No. JP16H02206. The work at Georgia Tech was supported by ORAU's Ralph E. Powe Junior Faculty Enhancement Award (M. Mourigal). H.D.Z. acknowledges support from NSF-DMR-1350002. The work performed in NHMFL was supported by NSF-DMR-1157490 and the State of Florida. We are grateful for the access to the neutron beam time at the neutron facilities at NCNR, BER-II at Helmholtz-Zentrum Berlin and HFIR operated by ORNL. The research at HFIR at ORNL was sponsored by the Scientific User Facilities Division (T.H., H.B.C., and M. Matsuda), Office of Basic Energy Sciences, U.S. DOE. This work utilized MACS supported in part by the National Science Foundation under Agreement No. DMR-1508249.

### Author contributions

Y.K. and J.M. conceived the project. H.D.Z. prepared the samples. T.H., Y.Q., D.L.Q., Z.L., H.B.C., M. Matsuda, L.G., M. Mourigal, and J.M. performed the neutron scattering experiments. E.S.C. measured the magnetization. Y.K., L.G., C.D.B., and M. Mourigal performed the NLSW calculations. Y.K., J.M., M. Mourigal, and C.D.B. wrote the manuscript with comments from all the authors.

### Competing financial interests

The authors declare no competing financial interests.

### Correspondence and materials

Correspondence and requests for materials should be addressed to Y.K. (yoshitomo.kamiya@riken.jp) and J.M. (jma3@sjtu.edu.cn).