

# The Computation of the Mean First Passage Times for Markov Chains

Jeffrey J. Hunter<sup>1</sup>

*Department Mathematical Sciences  
School of Engineering, Computer and Mathematical Sciences, Auckland University of Technology,  
Private Bag 92006, Auckland 1142, New Zealand*

Revised version 10 May 2017

---

## Abstract

A survey of a variety of computational procedures for finding the mean first passage times in Markov chains is presented. The author recently developed a new accurate computational technique, an Extended GTH Procedure, Hunter (Special Matrices, 2016) similar to that developed by Kohlas (Zeit. fur Oper. Res., 1986). In addition, the author recently developed a variety of new perturbation techniques for finding key properties of Markov chains including finding the mean first passage times, Hunter (Linear Algebra and its Applications, 2016). These recently developed procedures are compared with other procedures including the standard matrix inversion technique using the fundamental matrix (Kemeny and Snell, 1960), some simple generalized matrix inverse techniques developed by Hunter (Asia Pacific J. Oper. Res., 2007), and some modifications to the FUND technique of Heyman (SIAM J Matrix Anal. and Appl., 1995). *MatLab* is used to compute errors when the techniques are used on some test problems that have been used in the literature. A preference for the accurate procedure of the author is exhibited.

*AMS classification:* 15A09; 15B51; 60J10

*Keywords:* Markov chain; stochastic matrix, moments of first passage times, generalized matrix inverses

## 1. Introduction

In Markov chain (*MC*) theory mean first passage times (*MFPTs*) provide significant information regarding the short term behaviour of the *MC*. A review of *MFPTs*, together with details regarding stationary distributions and the group inverse of the Markovian kernel, is given in [18].

We refer the reader to this aforementioned article as it provides the relevant background to this paper and enables us to avoid repetition of the material. In Hunter [18], which focuses on computational techniques for the key properties of irreducible *MCs* using perturbation techniques, we commented that in a sequel paper we would consider a

---

<sup>1</sup>*E-mail address:* jeffrey.hunter@aut.a.c.nz

variety of other techniques to get a better impression as to whether perturbation procedures may in fact prove to be suitable alternatives. We address these issues in this paper.

We firstly however set the scene by reintroducing the notation that was used in [18].

Let  $\{X_n, n \geq 0\}$  be a finite MC with state space  $S = \{1, 2, \dots, m\}$  and transition matrix  $P = [p_{ij}]$ , where  $p_{ij} = P\{X_n = j \mid X_{n-1} = i\}$  for all  $i, j \in S$ .

The stationary distribution  $\{\pi_j\}$ , ( $1 \leq j \leq m$ ), exists and is unique for all irreducible MCs, that  $\pi_j > 0$  for all  $j$ , and satisfies the equations (the *stationary equations*)

$$\pi_j = \sum_{i=1}^m \pi_i p_{ij} \text{ with } \sum_{i=1}^m \pi_i = 1. \quad (1.1)$$

If  $\boldsymbol{\pi}^T \equiv (\pi_1, \pi_2, \dots, \pi_m)$ , the *stationary probability vector*, and  $\mathbf{e}$  is a column vector of 1's, the stationary equations (1.1) can be expressed as

$$\boldsymbol{\pi}^T (I - P) = \mathbf{0}^T, \text{ with } \boldsymbol{\pi}^T \mathbf{e} = 1. \quad (1.2)$$

Let  $T_{ij} = \min[n \geq 1, X_n = j \mid X_0 = i]$  be the first passage time from state  $i$  to state  $j$  (first return when  $i = j$ ) and define  $m_{ij} = E[T_{ij} \mid X_0 = i]$  as the *MFPT* from state  $i$  to state  $j$  (or mean recurrence time of state  $i$  when  $i = j$ ). For finite irreducible MCs all the  $m_{ij}$  are well defined and finite. Let  $M = [m_{ij}]$  be the *MFPT* matrix. Let  $\delta_{ij} = 1$ , when  $i = j$  and 0, when  $i \neq j$ . Let  $M_d = [\delta_{ij} m_{ij}]$  be the diagonal matrix formed from the diagonal elements of  $M$ , and  $E = [1]$  (i.e. all the elements are unity).

It is well known ([19]) that, for  $1 \leq i, j \leq m$ ,

$$m_{ij} = 1 + \sum_{k \neq j} p_{ik} m_{kj}. \quad (1.3)$$

In particular, for all  $j \in S$ , the mean recurrence time of state  $j$  is given by

$$m_{jj} = 1/\pi_j. \quad (1.4)$$

From (1.3) and (1.4) it follows that  $M$  satisfies the matrix equation

$$(I - P)M = E - PM_d, \text{ with } M_d = (\Pi_d)^{-1}. \quad (1.5)$$

Note that the expression (1.5) typically involves knowledge of  $\Pi_d$ , i.e. the stationary probabilities. In this paper, as we are not focussing on the computation of stationary distributions, when we require such terms when they are not explicitly derived in carrying out the computations for  $M$ , we typically use the *GTH* algorithm of Grassman, Taksar and Heyman [3], (or equivalently the State Reduction procedure of Sheskin [23]), as these are known to give accurate results with no subtractions being involved. There are however other alternative procedures that could be used, for example the *eig* procedure of *MatLab*.

We provide twelve procedures for solving, in effect, equations (1.3) or (1.5), for the *MFPTs*. In Section 2 we give some direct procedures (Procedures 1 and 2) based upon utilising matrix inverses. In Section 3 we summarise the six perturbation procedures (Procedures 3 to 8), given by Hunter in [18]. In Section 4 we outline the extended *GTH* procedure (*EGTH*) of Hunter [17] based upon Kohlas [20] (Procedure 9), while in Section 5 we outline, modify and simplify the *FUND* procedure of Heyman [7] that

enables us to find the *MFPTs* without directly computing the fundamental matrix, to yield Procedures 10, 11 and 12.

In the final section, utilising the test problems used initially by Harrod and Plemmons ([5]) in comparing different techniques for computing the stationary probabilities, we use *MatLab* computations to compare errors, typically the maximum absolute errors, the overall residual errors in our computations, in both single and double precision, and the number additional accurate digits achieved with double precision over single precision. This leads to the conclusion that the Hunter *EGTH* Procedure ([17]) generally gives us the most accurate results. Such a procedure is much more accurate than any of the perturbation procedures.

## 2. Computation of *MFPTs* using matrix inverses

If  $A$  is an  $m \times m$  matrix of real elements and  $X$  is any  $m \times m$  matrix that satisfies the condition  $AXA = A$ , then  $X$  is said to be a one-condition generalised matrix inverse, a g-inverse, of  $A$ , and is often written as  $A^-$ . If  $A$  is non-singular then  $A^- = A^{-1}$ .

All g-inverses of  $I - P$  can be expressed in terms utilising matrix inverses, as pioneered by Hunter [11]. The general result is as follows:

**Theorem 2.1:** *Let  $P$  be the transition matrix of a finite irreducible Markov chain with  $m$  states and stationary probability vector  $\boldsymbol{\pi}^T = (\pi_1, \pi_2, \dots, \pi_m)$ . Let  $\mathbf{e}^T = (1, 1, \dots, 1)$  and  $\mathbf{t}$  and  $\mathbf{u}$  be any vectors.*

- (a)  $I - P + \mathbf{t}\mathbf{u}^T$  is non-singular if and only if  $\boldsymbol{\pi}^T \mathbf{t} \neq 0$  and  $\mathbf{u}^T \mathbf{e} \neq 0$ .
- (b) If  $\boldsymbol{\pi}^T \mathbf{t} \neq 0$  and  $\mathbf{u}^T \mathbf{e} \neq 0$  then  $[I - P + \mathbf{t}\mathbf{u}^T]^{-1}$  is a one-condition g-inverse of  $I - P$ .
- (c) All one-condition g-inverses of  $I - P$  can be expressed as  

$$A^- = [I - P + \mathbf{t}\mathbf{u}^T]^{-1} + \mathbf{e}\mathbf{f}^T + \mathbf{g}\boldsymbol{\pi}^T$$
 for arbitrary vectors  $\mathbf{f}$  and  $\mathbf{g}$ .

□

Well-known special g-inverses of  $I - P$  are Kemeny and Snell's *fundamental matrix*  $Z = [I - P + \Pi]^{-1}$  where  $\Pi = \mathbf{e}\boldsymbol{\pi}^T$ , introduced in [19], (and initially shown to be a g-inverse of  $I - P$  by Hunter ([10])) and Meyer's *group inverse of  $I - P$*  given by  $A^\# = Z - \Pi$ , ([21]). ( $A^\#$  is more restrictive than a simple g-inverse in that it is the unique g-inverse that satisfies  $(I - P)A^\# = A^\#(I - P) = I - \mathbf{e}\boldsymbol{\pi}^T$ ,  $A^\# \mathbf{e} = \mathbf{0}$  and  $\boldsymbol{\pi}^T A^\# = \mathbf{0}^T$  where  $A = I - P$ .)

One-condition g-inverses of  $I - P$  are introduced as they are typically used to solve systems of linear equations involving  $I - P$  (as in (1.2) and (1.5)).

Solving the equations given by (1.5), using Theorem 2.1, yields the following general results for finding the *MFPTs* of *MC's*, (see [11], [12] for (a) and [16] for (b) and (c)):

**Theorem 2.2:**

- (a) If  $G$  is any g-inverse of  $I - P$ , then the *MFPT matrix*  $M$ , is given as

$$M = [G\Pi - E(G\Pi)_d + I - G + EG_d]D, \quad (2.1)$$

where  $D = (\Pi_d)^{-1} = [(\mathbf{e}\boldsymbol{\pi}^T)_d]^{-1}$ .

$$(b) \text{ If } H \equiv G(I - \Pi) \text{ then } H \text{ is a } g\text{-inverse of } I - P \text{ with } He = \mathbf{0} \text{ and} \\ M = [I - H + EH_d]D. \quad (2.2)$$

$$(c) \text{ } Ge = ge \text{ for some } g \text{ if and only if} \\ M = [I - G + EG_d]D. \quad (2.3)$$

□

Special cases of (2.3) for  $M$  are  $G = Z$  and  $G = A^\#$ .

Theorem 2.2 above leads to the following two procedures.

**Procedure 1: (Standard method)**

Given an irreducible  $P$

(i) Compute the stationary probability vector  $\boldsymbol{\pi}^T$ .

(ii) Compute the fundamental matrix  $Z = [I - P + \mathbf{e}\boldsymbol{\pi}^T]^{-1}$ .

(iii) Compute  $M = [I - Z + EZ_d][(\mathbf{e}\boldsymbol{\pi})_d]^{-1}$ .

This is the original procedure developed by Kemeny and Snell ([19]) and has been universally used in the past. As identified above, prior to computing  $Z$ , the stationary probability vector  $\boldsymbol{\pi}^T$  is required. We use the *GTH* algorithm to compute  $\boldsymbol{\pi}^T$ . (See Section 4 for details.)

Hunter ([15]) established a number of results regarding expressions for the *MFPTs* using a range of simple  $g$ -inverses of the form given in Theorem 2.1, (typically with  $\mathbf{f}$  and  $\mathbf{g}$  taken as zero vectors.) The simplest result is given as follows.

**Procedure 2: (Simple method)**

Given an irreducible  $P$

(i) Compute the  $g$ -inverse  $G = [I - P + \mathbf{e}\mathbf{e}_b^T]^{-1}$  where  $\mathbf{e}_b^T$  is a vector with 1 in the  $b$ -th position and 0 elsewhere.

(ii) Compute,  $\boldsymbol{\pi}^T = G\mathbf{e}_b^T$  so that if  $G = [g_{ij}]$  then  $\pi_j = g_{bj}, j = 1, 2, \dots, m$ .

(iii) Compute  $M = [I - G + EG_d][(\mathbf{e}\boldsymbol{\pi}^T)_d]^{-1}$ .

Thus following one matrix inversion, one can find the stationary probabilities (requiring only the  $b^{\text{th}}$  row) and the mean first passage times. The choice of  $b$  is arbitrary. We take  $b = 1$  in our test examples (in Section 6).

Since the above two procedures both require the evaluation of a matrix inverse we do not expect them to perform well in examples when we have either a large number of states or ill-conditioned matrices. One way to expedite the calculations is to consider using a perturbation technique that in effect carries out the required computations sequentially, row by row, as considered in the next section.

### 3. Computation of *MFPTs* using perturbation procedures

The general idea behind the perturbation procedures, which are considered in detail in Hunter [18], is the following. Start with a simple transition matrix  $P_0$  with known or easily computed stationary probability vector  $\boldsymbol{\pi}_0^T$ , mean first passage time matrix  $M_0$  and

a simple g-inverse  $G_0$  or easily computed fundamental matrix  $Z_0$  or group inverse  $A_0^\#$ .) Update the transition matrices  $P_{i-1}$  by sequentially replacing the  $i$ -th row of  $P_{i-1}$  with  $\mathbf{p}_i^T = \mathbf{e}_i^T P$ , the  $i$ -th row of the given transition matrix  $P$  to yield  $P_i$ , ( $i = 1, 2, \dots, m$ ) ending up with  $P_m = P$ . The simplest structure to start with is the irreducible transition matrix  $P_0 = \mathbf{e}\mathbf{e}^T/m$  as this ensures that each subsequent updated transition matrix is also irreducible. As in [18], if  $P = \sum_{i=1}^m \mathbf{e}_i \mathbf{p}_i^T$  then  $P_i = P_{i-1} + \mathbf{e}_i \mathbf{b}_i^T$  with  $\mathbf{b}_i^T = \mathbf{p}_i^T - \mathbf{e}^T/m$ , for  $i = 1, 2, \dots, m$ . We update  $\boldsymbol{\pi}_{i-1}^T$ ,  $M_{i-1}$ , and  $G_{i-1}$  (or  $Z_{i-1}$ ,  $A_{i-1}^\#$ ) to  $\boldsymbol{\pi}_i^T$ ,  $M_i$ , and  $G_i$  (or  $Z_i$ ,  $A_i^\#$ ) finishing with  $\boldsymbol{\pi}^T = \boldsymbol{\pi}_m^T$ ,  $M = M_m$  and  $G = G_m$ , (or  $Z = Z_m$ ,  $A^\# = A_m^\#$ ). With  $P_0$  as above,  $\boldsymbol{\pi}_0^T = \mathbf{e}^T/m$ ,  $Z_0 = I$ ,  $A_0^\# = I - \mathbf{e}\mathbf{e}^T/m$  and  $M_0 = m\mathbf{e}\mathbf{e}^T$ . The successive updates effectively make use of the Sherman- Morrison (1949) formula, ([22]), for computing matrix inverses. The details are given in [18].

The first perturbation procedure is an extension to the procedure of Hunter (1991) ([14]) where an updated one-condition g-inverse that is used to find successive stationary probability vectors is utilised to compute the *MFPT* matrix. Let  $G_i = [I - P_i + \mathbf{t}_i \mathbf{u}_i^T]^{-1}$ . We update the g-inverse  $G_{i-1}$  to  $G_i$  successively with  $\mathbf{t}_0 = \mathbf{e}$ ,  $\mathbf{u}_0^T = \mathbf{e}^T/m$  (i.e.  $G_0 = [I - P_0 + \mathbf{t}_0 \mathbf{u}_0^T]^{-1} = I$ ) and  $\mathbf{t}_i = \mathbf{e}_i$ ,  $\mathbf{u}_i^T = \mathbf{u}_{i-1}^T + \mathbf{b}_i^T$  ( $i = 1, \dots, m$ ). We use Theorem 2.2(b) as this eliminates the requirement to find the group inverse but utilises the structure of  $H$ , a particular g-inverse of  $I - P$ , to find  $M$ . This is Algorithm 1 in [18].

### Procedure 3: (G-inverse update – Pert AL1)

- (i) Let  $G_0 = I$ ,  $\mathbf{u}_0^T = \mathbf{e}^T/m$ .
- (ii) For  $i = 1, 2, \dots, m$ , let  $\mathbf{p}_i^T = \mathbf{e}_i^T P$ ,  $\mathbf{u}_i^T = \mathbf{u}_{i-1}^T + \mathbf{p}_i^T - \mathbf{e}^T/m$ ,  
 $G_i = G_{i-1} + G_{i-1}(\mathbf{e}_{i-1} - \mathbf{e}_i)(\mathbf{u}_{i-1}^T G_{i-1} / \mathbf{u}_{i-1}^T G_{i-1} \mathbf{e}_i)$ .
- (iii) At  $i = m$ , let  $G_m = G$  and  $\boldsymbol{\pi}^T = \boldsymbol{\pi}_m^T = \frac{\mathbf{u}_m^T G_m}{\mathbf{u}_m^T G_m \mathbf{e}}$ .
- (iv) Compute  $H = G(I - \mathbf{e}\boldsymbol{\pi}^T)$ .
- (vi) Compute  $M = [I - H + E(\text{diag}(H))]D$  where  
 $E = [1]$  and  $D = \text{inv}[\text{diag}(\mathbf{e}\boldsymbol{\pi}^T)]$ .

For Procedure 4 we consider a modification of Algorithm 2 given in [18]. We consider successive row perturbations of the group inverse  $A_i^\#$  leading to  $A^\#$ . However we do not need to compute the group inverse  $A_i^\#$  at each stage but rather  $R_i$  where  $A_i^\# = R_i + \mathbf{e}\mathbf{y}_i^T$ . We start with  $A_0^\# = R_0 = I - \mathbf{e}\mathbf{e}^T/m$  leading to  $R_m$  which is a g-inverse of  $I - P$  with the property that  $R_m \mathbf{e} = \mathbf{0}$ . We utilise Theorem 2.2(c) to compute  $M$ .

### Procedure 4: (Modified group inverse update – Pert AL2)

Start with  $P$ .

- (i) Set  $R_0 = I - \mathbf{e}\mathbf{e}^T/m$ .
- (ii) For  $i = 1, 2, \dots, m$ , let  $\mathbf{p}_i^T = \mathbf{e}_i^T P$ ,  $\mathbf{b}_i^T = \mathbf{p}_i^T - \mathbf{e}^T/m$ ,

$$R_i = R_{i-1} + \frac{1}{1 - \mathbf{b}_i^T R_{i-1} \mathbf{e}_i} R_{i-1} \mathbf{e}_i \mathbf{b}_i^T R_{i-1}.$$

(iii) Compute  $\boldsymbol{\pi}^T = \mathbf{e}_1^T - \mathbf{e}_1^T (I - P) R_m$ .

(iv) Compute  $M = [I - R_m + E(\text{diag}(R_m))]D$ , where  $E = [1]$  and  $D = \text{inv}[\text{diag}(\mathbf{e}\boldsymbol{\pi}^T)]$ .

In [18] it is shown that not all the calculations are required. At the  $i$ -th recursion, leading to  $R_i$ , the only terms that are updated are in the first  $i$  rows with the rows numbered  $i+1$ ,  $i+2$ , ...,  $m$  remaining unchanged.

For Procedure 5, rather than focus directly on row operations to lead to the group inverse and thence  $M$ , one can develop a matrix procedure that leads jointly to the matrix  $\Pi = \mathbf{e}\boldsymbol{\pi}^T$  and the group inverse  $A^\#$ .

Under a perturbation  $\mathbf{E}$  when  $\boldsymbol{\pi}^T$  leads to  $\bar{\boldsymbol{\pi}}^T = (\boldsymbol{\pi}^T (I - \mathbf{E}A^\#)^{-1})$ , if  $\Pi = \mathbf{e}\boldsymbol{\pi}^T$  and  $\bar{\Pi} = \mathbf{e}\bar{\boldsymbol{\pi}}^T$  then  $\bar{\Pi} = \Pi(I - \mathbf{E}A^\#)^{-1}$ .

Under the perturbation  $\mathbf{E} = \mathbf{e}_i \mathbf{b}_i^T$  to the  $i$ -th row with  $\mathbf{b}_i^T \mathbf{e} = 0$ , yields,

$$\bar{\Pi} = \Pi \left[ I + \frac{1}{1 - \mathbf{b}_i^T A^\# \mathbf{e}_i} \mathbf{e}_i \mathbf{b}_i^T A^\# \right] \text{ and } \bar{A}^\# = (I - \bar{\Pi})A^\# \left( I + \frac{1}{1 - \mathbf{b}_i^T A^\# \mathbf{e}_i} \mathbf{e}_i \mathbf{b}_i^T A^\# \right).$$

This leads to the following procedure. (For more details see Algorithm 3 in [18]).

**Procedure 5: (Group inverse by matrix updating – Pert AL3)**

(i) Let  $P_0 = \mathbf{e}\mathbf{e}^T/m$ , implying  $\Pi_0 = \mathbf{e}\mathbf{e}^T/m$ ,  $A_0^\# = I - \mathbf{e}\mathbf{e}^T/m$ .

(ii) For  $i = 1, 2, \dots, m$ , let  $\mathbf{p}_i^T = \mathbf{e}_i^T P$ ,  $\mathbf{b}_i^T = \mathbf{p}_i^T - \mathbf{e}_i^T/m$ ,

$$S_i = I + \frac{1}{1 - \mathbf{b}_i^T A_{i-1}^\# \mathbf{e}_i} \mathbf{e}_i \mathbf{b}_i^T A_{i-1}^\#, \quad \Pi_i = \Pi_{i-1} S_i, \quad A_i^\# = (I - \Pi_i) A_{i-1}^\# S_i.$$

(iii) At  $i = m$ , let  $S = S_m$  then  $\Pi = \Pi_{m-1} S$ ,  $A^\# = (I - \Pi) A_{m-1}^\# S$ .

(iv) Compute  $M = [I - A^\# + \mathbf{E}A_d^\#]D$ , where  $E = [1]$  and  $D = (\Pi_d)^{-1}$ .

Procedures 6, 7 and 8 to follow are three interrelated procedures, each with different starting conditions, based on updating simple g-inverses of  $I - P_0$  that lead to simple computations for the stationary probabilities and the MFPT matrix.

From Theorem 2.2(c), if we choose a g-inverse  $G$  of  $I - P$  with the property that  $G\mathbf{e} = g\mathbf{e}$ , by taking  $G$  of the form  $G = [I - P + \mathbf{e}\boldsymbol{\beta}^T]^{-1}$  then  $\boldsymbol{\pi}^T = \boldsymbol{\beta}^T G$ . Further we have a simple form of the MFPT matrix  $M$  given by eqn. (2.3). (While it is easy to find an expression for the group inverse of  $I - P$  as  $A^\# = (I - \mathbf{e}\boldsymbol{\pi}^T)G$  we don't actually require that step to find expressions for  $M$ .)

In Hunter [15] we explored the properties of some g-inverses of this form. For the three procedures to follow we use, successively, the special forms,  $G_e \equiv \left[ I - P + \frac{ee^T}{m} \right]^{-1}$ ,  $G_{e_1} \equiv [I - P + ee_1^T]^{-1}$  and  $G_{e_e} \equiv [I - P + ee^T]^{-1}$ , and the Sherman- Morrison matrix inversion formula ([22]). The starting conditions for each procedure are different and, although we carry out similar recursions, we have different expressions for the stationary probability vector  $\pi^T$  but identical calculation procedures for the *MFPT* matrices. In each procedure  $K_i = [I - P_i + e\beta^T]^{-1}$  with  $K_0$  as specified leading to  $K_m$  as the required matrix inverse. See [18] for full details.

This leads to three further algorithms – Algorithms 4A, 4B, and 4C in [18]. They are all variants of the generic recursion given in Procedure 6 by (ii), with identical steps (iv) and (v).

**Procedure 6: (Update using  $G_e$  - Pert AL4A)**

- (i) Start with  $K_0 = I$ .
- (ii) For  $i = 1, 2, \dots, m$ , let  $p_i^T = e_i^T P$ ,  $b_i^T = p_i^T - e^T/m$ ,  

$$K_i = K_{i-1}(I + C_i), \text{ where } k_i = 1 - b_i^T K_{i-1} e_i \text{ and } C_i = \frac{1}{k_i} e_i b_i^T K_{i-1}.$$
- (iii) At  $i = m$ , let  $K = K_m$  and then compute  $\pi^T = \frac{1}{m} e^T K$ .
- (iv) Compute  $M = [I - K + EK_d]D$ , where  $E = [1]$  and  $D = [(e\pi^T)_d]^{-1}$ .

**Procedure 7: (Update using  $G_{e_1}$  - Pert AL4B)**

- (i) Start with  $K_0 = I + e \left( \frac{e^T}{m} - e_1^T \right)$ .
- (ii) Carry out Step (ii) of Procedure 6.
- (iii) At  $i = m$ , let  $K = K_m$  and then compute  $\pi^T = e_1^T K$ .
- (iv) Carry out Step (iv) of Procedure 6, to compute  $M$ .

**Procedure 8: (Update using  $G_{e_e}$  - Pert AL4C)**

- (i) Start with  $K_0 = I - \left( \frac{m-1}{m^2} \right) ee^T$ .
- (ii) Carry out Step (ii) of Procedure 6.
- (iii) At  $i = m$ , let  $K = K_m$  and then compute  $\pi^T = e^T K$ .
- (iv) Carry out step (iv) of Procedure 6, to compute  $M$ .

**4. Computation of *MFPTs* using Hunter Extended *GTH* (*EGTH*) procedure**

The details of this *EGTH* procedure are given in Hunter [17] to which the reader is referred. We make use of the *GTH* procedure of Grassman, Taksar and Heyman ([3]) (or the equivalent state reduction procedure by Sheskin ([23]) for finding the stationary probability vector  $\pi$ . We provide some details that serves to introduce some additional notation.

Start with the given transition matrix  $P (= P^{(m)})$  of the irreducible MC  $\{X_k^{(m)}, k \geq 0\}$  with state space  $S = \{1, 2, \dots, m\} \equiv S_m$ . The general idea is to reduce the state space, one state at a time successively removing states  $m - 1, m - 2, \dots$  until we are left with a single state 1. Once state 1 is reached the state space is expanded one state at a time i.e. inserting states 2, ..., successively to finally insert state  $m$ .

Suppose we reach the stage where we have  $n$  states  $S_n = \{1, 2, \dots, n\}$  with MC  $\{X_k^{(n)}, k \geq 0\}$  and transition matrix  $P^{(n)}$ , then it is easily shown during the state reduction process that the elements of  $P^{(n-1)} = [p_{ij}^{(n-1)}]$  are related to the earlier elements of  $P^{(n)}$  as

$$p_{ij}^{(n-1)} = p_{ij}^{(n)} + \frac{P_{in}^{(n)} P_{nj}^{(n)}}{S(n)}, \quad 1 \leq i \leq n-1, 1 \leq j \leq n-1, \quad (4.1)$$

where  $S(n) = 1 - p_{nn}^{(n)} = \sum_{j=1}^{n-1} p_{nj}^{(n)}$ . Note that the transition probabilities of the reduced MC can all be obtained without carrying out any subtraction. The MC  $\{X_k^{(n-1)}, k \geq 0\}$  on the reduced state space,  $S_{n-1}$  is the ‘‘censored’’ MC (see [2]), i.e. the MC restricted to the states of  $S_{n-1}$ . Further the irreducibility of the reduced state MC is retained. One can derive relationships between the stationary distributions of the respective MCs, i.e.  $\{\pi_i^{(n)}, i \in S_n\}$  for  $\{X_k^{(n)}, k \geq 0\}$  on  $S_n$ . In particular, it can be shown,

$$\pi_i^{(n-1)} = \frac{\pi_i^{(n)}}{1 - \pi_n^{(n)}} = \frac{\pi_i^{(n)}}{\sum_{k=1}^{n-1} \pi_k^{(n)}}, \quad 1 \leq i \leq n-1.$$

Similarly, when we expand the state space we can show that

$$\boldsymbol{\pi}^{(n)} \equiv (\pi_1^{(n)}, \dots, \pi_n^{(n)}) = c_{n-1} \left( \pi_1^{(n-1)}, \dots, \pi_{n-1}^{(n-1)}, \frac{\sum_{i=1}^{n-1} \pi_i^{(n-1)} p_{in}^{(n)}}{S(n)} \right),$$

where  $c_{n-1}$  is determined from the fact that  $\sum_{i=1}^n \pi_i^{(n)} = 1$ .

From these results we have the following algorithm.

### **GTH Procedure for computing the stationary probabilities of a MC:**

Let MC  $\{X_k^{(m)}, k \geq 0\}$  be finite irreducible MC with state space  $S_m = \{1, 2, \dots, m\}$  and transition matrix  $P = P^{(m)} = [p_{ij}^{(m)}]$ . Let  $\{\pi_i^{(m)}\}$  be its stationary probabilities.

Step 1. Compute, successively for  $n = m, m - 1, \dots, 3$ ,

$$p_{ij}^{(n-1)} = p_{ij}^{(n)} + \frac{P_{in}^{(n)} P_{nj}^{(n)}}{S(n)}, \quad 1 \leq i \leq n-1, 1 \leq j \leq n-1 \text{ where } S(n) = \sum_{j=1}^{n-1} p_{nj}^{(n)}.$$

Step 2. Set  $r_1=1$  and compute successively for  $n = 2, \dots, m$ ,  $r_n = \sum_{i=1}^{n-1} r_i p_{in}^{(n)} / S(n)$ .

Step 3. Compute, for  $i = 1, 2, \dots, m$ ,  $\pi_i^{(m)} = r_i / \sum_{j=1}^m r_j$ . □

In extending this algorithm to find the MFPTs, Kohlas showed ([20]) that it is more natural to consider the process as a Markov renewal process (MRP),  $\{(X_k^{(n)}, T_k^{(n)}), k \geq 0\}$ , where  $\{X_k^{(n)}, k \geq 0\}$ , is the embedded MC when the state space is  $S_n = \{1, \dots, n\}$  and  $T_k^{(n)}$  is time that the process stays in the state before making the next transition. Let



$\mu_i^{(n)} = E[T_k^{(n+1)} - T_k^{(n)} | X_k^{(n)} = i]$  be the expected holding time in state  $i$  when the state space is  $S_n$ . When the process is censored by eliminating state  $n$  the mean holding time vector eliminates that state and reduces to a smaller  $(n-1)$ -dimension vector as

$$\boldsymbol{\mu}^{(n-1)T} = (\mu_1^{(n-1)}, \dots, \mu_{n-1}^{(n-1)}) \text{ where } \mu_i^{(n-1)} = \mu_i^{(n)} + \frac{P_{in}^{(n)} \mu_n^{(n)}}{S(n)}, 1 \leq i \leq n-1.$$

Under the *MC* setting, which we assume in this paper, initially  $\mu_i^{(m)} = 1$  for all  $i \in S_m$ . In [17] it is shown how this influences the *MFPTs* showing, in particular, that

$$m_{ij} = \frac{\mu_i^{(i)} + \sum_{k=1, k \neq j}^{i-1} P_{ik}^{(i)} m_{kj}}{S(i)}, 3 \leq i \leq m, 1 \leq j \leq i-1, \text{ with } m_{21} = \frac{\mu_2^{(2)}}{S(2)}, \text{ and}$$

$$m_{ii} = \mu_i^{(i)} + \sum_{k=1}^{i-1} P_{ik}^{(i)} m_{ki}, 2 \leq i \leq m, \text{ with } m_{11} = \mu_1^{(1)}.$$

The expressions for  $m_{ij}$ , for  $1 \leq i \leq m-1, i+1 \leq j \leq m$  are much more complicated; (see [17]). However, by focussing primarily on the terms  $m_{i1}$  for  $1 \leq i \leq m$ , i.e. the first column of the matrix of *MFPTs*, we can produce a simple algorithmic procedure.

### Procedure 9: (EGTH – Hunter Extended GTH Procedure)

Let  $\{X_k^{(m)}, k \geq 0\}$  be a finite irreducible *MC* with state space  $S_m = \{1, 2, \dots, m\}$  and transition matrix  $P \equiv P^{(m)} \equiv [p_{ij}^{(m)}]$ .

Step 1(i): Carry out step 1 of the *GTH* Procedure, i.e.

Compute, successively for  $n = m, m-1, \dots, 3$ ,

$$p_{ij}^{(n-1)} = p_{ij}^{(n)} + \frac{P_{in}^{(n)} P_{nj}^{(n)}}{S(n)}, 1 \leq i \leq n-1, 1 \leq j \leq n-1 \text{ where } S(n) = \sum_{j=1}^{n-1} P_{nj}^{(n)}.$$

Step 1(ii): Compute, successively for  $n = m, m-1, \dots, 3, 2$ ,

$$\mu_i^{(n-1)} = \mu_i^{(n)} + \frac{\mu_n^{(n)} P_{in}^{(n)}}{S(n)}, 1 \leq i \leq n-1, \text{ where } \boldsymbol{\mu}^{(m)T} = (\mu_1^{(m)}, \dots, \mu_m^{(m)}) = (1, \dots, 1).$$

Step 1(iii): Compute the  $m \times 1$  column vector  $\mathbf{m}_m^{(1)(m)} = (m_{i1})$ ,

$$\text{where } m_{11} = \mu_1^{(1)}, m_{21} = \frac{\mu_2^{(2)}}{S(2)}, \text{ and for } i = 3, \dots, m, m_{i1} = \frac{\mu_i^{(i)} + \sum_{k=2}^{i-1} P_{ik}^{(i)} m_{k1}}{S(i)}.$$

Thus, starting with  $P^{(m)} \equiv P^{(m)(1)}$ , we can easily obtain the entries of the first column of the matrix  $M$  i.e.  $\mathbf{m}_m^{(1)(m)}$ , where  $M = [m_{ij}] = (\mathbf{m}_m^{(1)(m)}, \mathbf{m}_m^{(2)(m)}, \dots, \mathbf{m}_m^{(m)(m)})$ .

The procedure that follows to find the other *MFPTs* is to permute the state space to  $S_m^{(2)} = \{2, 3, \dots, m, 1\}$  and do this successively finishing up with  $S_m^{(m)} = \{m, 1, 2, \dots, m-1\}$ . This

can be effected by permuting the elements of the transition matrix. For example, for  $S_m^{(2)}$  we can do this by moving the elements of first column of  $P^{(m)}$  to after the  $m$ -th column, followed by moving the first row to the last row, to obtain a new transition matrix  $P^{(m)(2)}$ .

One of the easier ways to do this in *MatLab* is to note that

$$P^{(m)(2)}(\text{mod}(\text{row} + m - 2, m) + 1, \text{mod}(\text{col} + m - 2, m) + 1) = P^{(m)(1)}(\text{row}, \text{col}).$$

Step 2: For  $k = 2, 3, 4, \dots, m-1, m$ .

(i) Repeat Step 1(i) with  $P^{(m)} = P^{(m)(k)}$ .

(ii) Repeat Step 1(ii) with  $\boldsymbol{\mu}^{(k)(m)} = \boldsymbol{\mu}^{(m)} = (1, 1, \dots, 1)$ .

(iii) Repeat Step 1(iii) to calculate the  $m \times 1$  column vector  $\bar{\mathbf{m}}_m^{(k)(m)T} = (m_{kk}, m_{k+1,k}, \dots, m_{m,k}, m_{1,k}, \dots, m_{k+1,k})$ .

Step 3: Combine the results of the Steps 1(iii) and 2(iii) to find  $M$  as follows.

Let  $\bar{M} = (\bar{\mathbf{m}}_m^{(1)(m)}, \bar{\mathbf{m}}_m^{(2)(m)}, \dots, \bar{\mathbf{m}}_m^{(m)(m)})$  and reorder the elements of  $\bar{M}$  to obtain

$M = (\mathbf{m}_m^{(1)(m)}, \mathbf{m}_m^{(2)(m)}, \dots, \mathbf{m}_m^{(m)(m)})$ . This can be carried out in *MatLab* by noting that for each row and column entry,  $\bar{M}(\text{mod}(\text{row} + \text{col} - 2, m) + 1, \text{col}) = M(\text{row}, \text{col})$ .

A key observation is that the *EGTH* algorithm retains calculation accuracy since no subtractions are involved. Further, the stationary probabilities do not need to be computed in advance and can be found directly as inverses of the mean recurrence times.

## 5. Computation of MFPTs using modifications of the Heyman *FUND* algorithm

In carrying out Step 1 of the *EGTH* algorithm observe that the elements for  $p_{ij}^{(n-1)}$  in the block upper left hand  $(n-1) \times (n-1)$  corner of the transition matrix are based only on the elements  $p_{ij}^{(n)}, p_{in}^{(n)}, p_{nj}^{(n)}$ ,  $1 \leq i \leq n-1, 1 \leq j \leq n-1$ . This means that we can in effect overwrite the elements of the transition matrix that are not required in the future. At the conclusion of the reduction process we are left with a matrix of elements  $\bar{P} = [\bar{p}_{ij}]$ ,

$$\text{where } \bar{p}_{ij} = \begin{cases} p_{ij}^{(j)} = u_{ij}, & 1 \leq i < j \leq m, \\ p_{ii}^{(i)} = d_{ii}, & 1 \leq i = j \leq m, \\ p_{ij}^{(i)} = l_{ij}, & 1 \leq j < i \leq m; \end{cases} \quad (5.1)$$

so that  $\bar{P} = \bar{U} + \bar{D} + \bar{L}$  where  $\bar{U}$  is strictly upper triangular,  $\bar{L}$  is strictly lower triangular and  $\bar{D}$  is a diagonal matrix.

Observe from (4.1) that  $p_{ij}^{(n-1)} = p_{ij}^{(n)} + \frac{p_{in}^{(n)} p_{nj}^{(n)}}{S(n)}$ ,  $1 \leq i \leq n-1, 1 \leq j \leq n-1$ , so that

$$p_{ij}^{(n-2)} = p_{ij}^{(n-1)} + \frac{p_{i,n-1}^{(n-1)} p_{n-1,j}^{(n-1)}}{S(n-1)} = p_{ij}^{(n)} + \frac{p_{in}^{(n)} p_{nj}^{(n)}}{S(n)} + \frac{p_{i,n-1}^{(n-1)} p_{n-1,j}^{(n-1)}}{S(n-1)}, \quad 1 \leq i \leq n-2, 1 \leq j \leq n-2.$$

It is easy to establish, by considering  $t = n-3, \dots, n-k$ , that

$$p_{ij}^{(t)} = p_{ij}^{(n)} + \sum_{k=t+1}^n \frac{p_{ik}^{(k)} p_{kj}^{(k)}}{S(k)}, \quad 1 \leq i \leq t \leq n-1, 1 \leq j \leq t \leq n-1.$$

Since  $p_{ij}^{(m)} = p_{ij}$  using the notation of (5.1), that if  $q_{kk} \equiv 1/S(k)$ , for  $k = 2, \dots, m$ , then

$$p_{ij}^{(t)} = p_{ij} + \sum_{k=t+1}^m u_{ik} q_{kk} l_{kj} \text{ for } 1 \leq i \leq t \leq m-1, 1 \leq j \leq t \leq m-1, \text{ with } p_{ij}^{(t)} = p_{ij} \text{ for } i = m \text{ or}$$

$j = m$ . Thus  $\bar{P} = P + \bar{U}\bar{Q}\bar{L}$  where  $\bar{Q} \equiv \text{diag}(q_{11}, q_{22}, \dots, q_{mm})$ . Note that at this stage  $q_{11}$  can be arbitrarily defined. The first column and last row of  $\bar{U}$  are empty and the first row and column of  $\bar{L}$  are also empty. Further, since  $S(k) = \sum_{j=1}^{k-1} p_{kj}^{(k)} = 1 - p_{kk}^{(k)}$ ,

$\bar{D} = \text{diag}(p_{11}^{(1)}, p_{22}^{(2)}, \dots, p_{mm}^{(m)}) = \text{diag}(1, 1 - S(2), \dots, 1 - S(m))$  implying  $I - \bar{D} = \text{diag}(0, S(2), \dots, S(m))$ . Let  $\bar{S} = \text{diag}(1, S(2), \dots, S(m)) = E_{11} + I - \bar{D}$  so that  $\bar{D} = E_{11} + I - \bar{S}$ . We define  $q_{11} = 1$  so that  $\bar{S}^{-1} = \bar{Q}$ . From these results we establish the following theorem.

**Theorem 5.1:** For an irreducible transition matrix  $P$ , the Markovian kernel  $I - P$  can be factored into a  $UL$  form where  $L$  is a lower triangular matrix and  $U$  is an upper triangular matrix, i.e.  $I - P = UL$ .

In particular, if  $\bar{P} = \bar{U} + \bar{D} + \bar{L}$  is the matrix of overwritten elements of  $P$  from the *GTH* algorithm,  $U = \bar{U}\bar{S}^{-1} - I$  and  $L = \bar{L} - (I - \bar{D})$  where  $\bar{S} = E_{11} + (I - \bar{D})$ .

**Proof:** From the results above

$$I - P = I - \bar{P} + \bar{U}\bar{Q}\bar{L} = I - \bar{U} - \bar{D} - \bar{L} + \bar{U}\bar{S}^{-1}\bar{L} = I - \bar{D} - \bar{U} + (\bar{U}\bar{S}^{-1} - I)\bar{L}$$

$$\text{i.e. } I - P = \bar{S} - E_{11} - \bar{U} + (\bar{U}\bar{S}^{-1} - I)\bar{L} \text{ since } \bar{S} - E_{11} = I - \bar{D}.$$

$$\text{Now } (\bar{U}\bar{S}^{-1} - I)(E_{11} - \bar{S}) = \bar{U}\bar{S}^{-1}E_{11} - \bar{U} - E_{11} + \bar{S} = \bar{S} - E_{11} - \bar{U}$$

$$\text{since } (\bar{U}\bar{S}^{-1}E_{11} = \bar{U}\text{diag}(q_{11}, q_{22}, \dots, q_{mm})E_{11} = \bar{U}E_{11} = 0 \text{ (since } u_{11} = 0).$$

$$\text{Thus } I - P = (\bar{U}\bar{S}^{-1} - I)(\bar{L} - \bar{S} + E_{11}) = UL, \text{ where}$$

$$U \equiv \bar{U}\bar{S}^{-1} - I \text{ is upper triangular and } L \equiv \bar{L} - \bar{S} + E_{11} = \bar{L} - (I - \bar{D}) \text{ is lower triangular.}$$

□

Grassman [4] first explored an  $UL$  factorisation of  $I - P$  based upon the *GTH* algorithm. A version of this  $UL$  factorisation was used by Heyman [7] to produce his *FUND* algorithm to compute  $Z$ , the fundamental matrix of irreducible Markov chains. The proof given above is modified, due to some arbitrariness in the choice of the  $\bar{Q}$  matrix, through a possible choice of  $q_{11}$ . Our choice for  $\bar{Q}$  and hence for  $\bar{S}$  leads to  $U$  having all the elements of its diagonal as  $-1$  and the other elements strictly upper triangular. This leads to  $U$  having determinant  $(-1)^m$  and consequently implying the non-singularity of  $U$ .  $L$  has all the elements of its first row as 0.

Heyman [7] uses the  $UL$  factorisation to find an expression for  $Z$ . We incorporate the results of his Theorem 1 within our Theorem 5.2 below but embed and extend his results in the  $g$ -inverse setting with a formal non-constructive proof.

**Theorem 5.2:** Let  $P$  be the transition matrix of an irreducible finite *MC*,  $\boldsymbol{\pi}^T$  its stationary probability vector and  $\Pi = \boldsymbol{e}\boldsymbol{\pi}^T$ .

(a) If  $X$  is any solution of

$$(I - P)X = I - \Pi, \tag{5.2}$$

then  $X$  is a one-condition  $g$ -inverse of  $I - P$  and satisfies the property that

$$Xe = xe, \text{ where } x \text{ is a constant.} \tag{5.3}$$

(b) If  $X$  is a solution of (5.1) then  $A^\#$ , the group inverse of  $I - P$ , is given by

$$A^\# = (I - \Pi)X, \quad (5.4)$$

(c) If  $X$  is a solution of (5.1) then  $Z$ , the fundamental inverse of  $I - P$ , is given by

$$Z = \Pi + (I - \Pi)X. \quad (5.5)$$

**Proof:**

(a) Observe that from (5.2) and (1.2),  $(I - P)X(I - P) = (I - e\pi^T)(I - P) = I - P$ , implying that  $X$  is a one-condition g-inverse of  $I - P$ . Further, from (5.2) and (1.2),  $(I - P)Xe = e - e\pi^T e = \mathbf{0}$ , implying that  $Xe$  is a right eigenvector of  $I - P$  and hence must be a multiple of  $e$  leading to (5.3).

(b) From Theorem 6.3 of [11] or Corollary 4.6 of [13], if  $G$  is any g-inverse of  $I - P$ , when  $P$  is irreducible, then  $(I - \Pi)G(I - \Pi) = A^\#$ . Taking  $G = X$  observe that  $(I - \Pi)X(I - \Pi) = (I - \Pi)X - (I - \Pi)Xe\pi^T = (I - \Pi)X - xe\pi^T + xe\pi^T e\pi^T = (I - \Pi)X$  leading to (5.4).

(c)  $Z$ , the fundamental inverse of  $I - P$ , is given by  $Z = [I - P + \Pi]^{-1} = A^\# + \Pi = \Pi + (I - \Pi)X$ , leading to (5.5).  $\square$

With  $I - P = UL$ , eqn. (5.2) can be solved in steps. Let

$$LX = Y, \quad (5.6)$$

implying, from eqn. (5.2), that

$$UY = I - \Pi. \quad (5.7)$$

We first solve, from eqn. (5.7),  $Y$ , uniquely, by backward substitution. In *Matlab* we use the procedure  $Y = U \setminus (I - \Pi)$ . Note that for all  $j = 1, \dots, m$ ,  $y_j^{(r)T} e = \sum_{i=1}^m y_{ij} = 0$ .

Further, from eqn. (5.6), since  $e_1^T L = \mathbf{0}^T$ , we have that  $e_1^T Y = \mathbf{0}^T$ , and we conclude that the first row of  $Y$ ,  $y_1^{(r)T} = (y_{11}, \dots, y_{1m})$ , consists of zero elements.

Since we may take any one-condition g-inverse of  $I - P$ , we may take the first row of  $X$  as the zero vector. Thus we may partition  $L$ ,  $X$  and  $Y$  in block form as

$$LX = \begin{bmatrix} 0 & \mathbf{0}^T \\ I_1^{(c)} & L_1 \end{bmatrix} \begin{bmatrix} 0 & \mathbf{0}^T \\ x_1^{(c)} & X_1 \end{bmatrix} = \begin{bmatrix} 0 & \mathbf{0}^T \\ y_1^{(c)} & Y_1 \end{bmatrix} = Y,$$

implying that  $L_1 x_1^{(c)} = y_1^{(c)}$  and  $L_1 X_1 = Y_1$ , or equivalently  $L_1(x_1^{(c)}, X_1) = (y_1^{(c)}, Y_1)$ .

Thus if  $\hat{X} = (x_1^{(c)}, X_1)$ ,  $\hat{Y} = (y_1^{(c)}, Y_1)$ , then we need to solve  $L_1 \hat{X} = \hat{Y}$ .

**Procedure 10: (Heyman FUND Algorithm for  $M$  using  $Z$ ).**

1. Start with  $P$  and use the *GTH* algorithm to compute  $\pi^T$ .
2. Use the decomposition of Theorem 5.1 finding  $\bar{P}$  and hence  $U$  and  $L$ .
3. Solve  $UY = I - \Pi$ , where  $\Pi = e\pi^T$ , by back substitution.
4. Solve  $L_1 \hat{X} = \hat{Y}$ , by forward substitution.
5. Let  $X = \begin{bmatrix} \mathbf{0}^T \\ \hat{X} \end{bmatrix}$ .
6. Compute  $Z = \Pi + (I - \Pi)X$ .
7. Compute  $M = [I - Z + EZ_d]D$  where  $D = (\Pi_d)^{-1}$ .

Heyman's *FUND* algorithm for finding the *MFPT*'s can be modified by noting, using (5.4), that instead of computing  $Z$  one can compute the group inverse, reducing the number of calculations required in Step 6 of Procedure 10 as follows.

**Procedure 11: (Modified Heyman *FUND* Algorithm for  $M$  using  $A^\#$ ).**

1. Carry out steps 1 to 5 of Procedure 10.
2. Compute  $A^\# = (I - \Pi)X$ .
3. Compute  $M = [I - A^\# + EA_d^\#]D$  where  $D = (\Pi_d)^{-1}$ .

One doesn't need to compute either  $Z$  or  $A^\#$  since  $X$  is a one-condition  $g$ -inverse with the property that  $Xe = \mathbf{0}$ , ( $x = 0$  in Theorem 5.2(a), since  $X$  is chosen to have the first row the zero vector) and thus from Theorem 2.2(c) the following simpler Procedure 12 is justified. Note that Heyman also observed this computational benefit for finding  $M$  in the final section of his paper, [7].

**Procedure 12: (Modified Heyman *FUND* Algorithm for  $M$  using  $X$ ).**

1. Carry out steps 1 to 5 of Procedure 10.
2. Compute  $M = [I - X + EX_d]D$  where  $D = (\Pi_d)^{-1}$ .

## 6. Computational comparisons

For numerical computations and comparisons we coded each algorithm using *MatLab* (64-bit version R2015b on a *MacBook Air* computer) and used various test problems, which have previously been considered in the literature. *MatLab* was run in both single and double precision to enable us to compute and compare the *MFPT* matrices  $M(S) = [m_{ij}(S)]$  and  $M(D) = [m_{ij}(D)]$  for each procedure and test problem.

We use the following test problems that were introduced by Harrod & Plemmons ([5]). They were initially introduced as poorly conditioned examples for computing the stationary distribution of the underlying irreducible *MC* but have been used as examples for testing various different algorithms for computing  $M$ , the matrix of *MFPT*s, ([8], [9]). While the dimensions of the state space are relatively small, the test problems lead to some computational difficulties.

**TP1:** (As modified by Heyman and Reeves ([9]). The original version of *TP1*, given in [5] related to a 10-state *MC* however it was shown, by Heyman [6], that four of the states were in fact transient and the irreducible sub chain was identified as

$$\begin{bmatrix} .1 & .6 & 0 & .3 & 0 & 0 \\ .5 & .5 & 0 & 0 & 0 & 0 \\ .5 & .2 & 0 & 0 & .3 & 0 \\ 0 & .7 & 0 & .2 & 0 & .1 \\ .1 & 0 & .8 & 0 & 0 & .1 \\ .4 & 0 & .4 & 0 & 0 & .2 \end{bmatrix}$$

**TP2:** A typo for the original problem for element (1,5) was identified and corrected in [9]. The test problem is also known as the 8 X 8 Courtois matrix and was also considered in a paper by Benzi, [1].

$$\begin{bmatrix} .85 & 0 & .149 & .0009 & 0 & .00005 & 0 & .00005 \\ .1 & .65 & .249 & 0 & .0009 & .00005 & 0 & .00005 \\ .1 & .8 & .09996 & .0003 & 0 & 0 & .0001 & 0 \\ 0 & .0004 & 0 & .7 & .2995 & 0 & .0001 & 0 \\ .0005 & 0 & .0004 & .399 & .6 & .0001 & 0 & 0 \\ 0 & .00005 & 0 & 0 & .00005 & .6 & .2499 & .15 \\ .00003 & 0 & .00003 & .00004 & 0 & .1 & .8 & .0999 \\ 0 & .00005 & 0 & 0 & .00005 & .1999 & .25 & .55 \end{bmatrix}.$$

**TP3:**

$$\begin{bmatrix} 0.999999 & 1.0 E-07 & 2.0 E-07 & 3.0 E-07 & 4.0 E-07 \\ 0.4 & 0.3 & 0 & 0 & 0.3 \\ 5.0 E-07 & 0 & 0.999999 & 0 & 5.0 E-07 \\ 5.0 E-07 & 0 & 0 & 0.999999 & 5.0 E-07 \\ 2.0 E-07 & 3.0 E-07 & 1.0 E-07 & 4.0 E-07 & 0.999999 \end{bmatrix}.$$

**TP4 and variants:**

**TP41:**  $\varepsilon = 1.0E-01$ ; **TP42:**  $\varepsilon = 1.0E-03$ ; **TP43:**  $\varepsilon = 1.0E-05$ ; **TP44:**  $\varepsilon = 1.0E-07$

$$\begin{bmatrix} .1-\varepsilon & .3 & .1 & .2 & .3 & \varepsilon & 0 & 0 & 0 & 0 \\ .2 & .1 & .1 & .2 & .4 & 0 & 0 & 0 & 0 & 0 \\ .1 & .2 & .2 & .4 & .1 & 0 & 0 & 0 & 0 & 0 \\ .4 & .2 & .1 & .2 & .1 & 0 & 0 & 0 & 0 & 0 \\ .6 & .3 & 0 & 0 & .1 & 0 & 0 & 0 & 0 & 0 \\ \varepsilon & 0 & 0 & 0 & 0 & .1-\varepsilon & .2 & .2 & .4 & .1 \\ 0 & 0 & 0 & 0 & 0 & .2 & .2 & .1 & .3 & .2 \\ 0 & 0 & 0 & 0 & 0 & .1 & .5 & 0 & .2 & .2 \\ 0 & 0 & 0 & 0 & 0 & .5 & .2 & .1 & 0 & .2 \\ 0 & 0 & 0 & 0 & 0 & .1 & .2 & .2 & .3 & .2 \end{bmatrix}$$

Before discussing the merits of the different procedures we make some general comments. Procedure 1 suffers from the requirement to compute a matrix inverse that can lead to significant inaccuracy, (see [8], [18]), with three types of errors – computing the stationary probabilities, constructing the matrix and the computation of the inverse. Using the *GTH* algorithm minimises the first type of error. The matrix leads to a dense matrix even, if one starts with a sparse matrix, and the inverse is fraught with computational difficulties for large state space cases. Procedure 2 also has matrix computation difficulties for large state spaces but it does eliminate the need to find the  $\pi_j$  probabilities and does preserve sparsity to a limited extent. As mentioned earlier, we do not expect these two procedures to perform well in large state space cases. Procedures 3 to 8 are all based on perturbation procedures that, because of their coding simplicity are typically computationally efficient. However it is not entirely clear how well the accuracy at each

step is maintained. Procedure 3 is based on an update of g-inverses, Procedure 4 involves the update of the group inverse (that may introduce an additional unnecessary calculations), Procedure 5 extends the number of computations required requiring two sequences of matrix updates, while Procedures 6, 7 and 8, all have a simple internal structure for updating rank one modifications with different initial and final conditions. One would expect these latter 3 procedures to have similar performance characteristics. Procedure 9 is based on state reduction and enlargement and has the desirable feature that no subtraction operation need be performed. Since the procedure cycles amongst all starting states no decision need be taken in respect to the renumbering states to determine an “ideal” starting state. Procedure 10 is based on the idea of Heyman using the fundamental matrix as does Procedure 11 using the group inverse but these introduce additional computations which are simplified in Procedure 12. Based on the above observations, our expectation is that Procedures 9 and 12 should be among the better performing procedures.

We are interested in determining whether we can determine if one or some of the procedures lead to more accurate results for the elements of  $M$ . We are not so much interested in the computation time as that is a secondary consideration.

In the first instance we ran all the procedures and reviewed the output. All procedures run without problem except for  $TP44$  under single precision. A detailed examination of the output for this situation show that warnings are expressed in *MatLab* for Procedures 1 and 2 indicating that “the matrix is close to singular or badly scaled. Results may be inaccurate”. For Procedure 1, eight *MFPT* elements of  $M$  are zero. Close observation of the Procedure 2 output indicates that some of the small *MFPTs* are inaccurate. For Procedure 3, fifty elements of  $M$  are negative. For Procedure 4 the message “Warning: Matrix is singular to working precision” is given with the net effect that no terms can be calculated. All of the four Procedures 5, 6, 7 and 8 each yield the elements  $m_{21}$ ,  $m_{31}$ ,  $m_{41}$  and  $m_{51}$  being negative. In Procedures 10 and 11,  $m_{76} < 0$ ,  $m_{86} < 0$ ,  $m_{10,6} < 0$  and  $m_{9,6} = 0$ , while in Procedure 12  $m_{76} = 0$  and  $m_{86} = 0$ . The only procedure to come through unscathed is Procedure 9. These observations suggest that single precision calculations should, where possible, be avoided for all the procedures.

We now explore the “errors”  $\varepsilon_{ij} = m_{ij} - \sum_{k \neq j} p_{ik} m_{kj} - 1$ , where the  $m_{ij}$  have been calculated by the relevant procedures. By virtue of Eqn. (1.3) ideally these errors would all be zero for a perfect computation. If the number of such error terms that are zero is a high proportion of the  $m^2$  elements then one would expect such a procedure to be useful.

In the first instance we examine  $PCEZ$ , the proportion of terms  $\varepsilon_{ij}$  that are zero. From the tables in Appendix A, under single precision, we note  $PCZE(S)$  is 0% for all the perturbation Procedures 3 to 8 for  $TP2$ ,  $TP3$ ,  $TP42$ ,  $TP43$  and  $TP44$ . This immediately suggests that single precision calculations are not all sensible for the perturbation procedures. The only procedures with a number of zero error terms are Procedure 2, 9 and 12

Using double precision for  $PCZE(D)$ , Procedure 9 has the highest proportion of zero errors for each test problem, except  $TP1$  when it is exceeded by Procedure 12. The worse

performing procedures are Procedure 3 (*TP1, TP41, TP42, TP44*), Procedure 4 (*TP2*) and Procedure 8 (*TP3, TP43*).

To be more specific, we compute for each test problem and each procedure the following errors, under respectively double (*D*) and single precision (*S*): the *minimum absolute residual error*,  $MINARE(\cdot) = \min_{1 \leq i \leq m, 1 \leq j \leq m} |\epsilon_{ij}|$ , the *maximum absolute residual error*,  $MAXARE(\cdot) = \max_{1 \leq i \leq m, 1 \leq j \leq m} |\epsilon_{ij}|$ , and the *overall residual error*,  $ORE(\cdot) = \sum_{i=1}^m \sum_{j=1}^m |\epsilon_{ij}|$ .

The accuracy of each algorithm, comparing single precision and double precision calculations, can also be evaluated in terms of the *minimum absolute error*,  $MINAE(S, D) = \min_{1 \leq i \leq m, 1 \leq j \leq m} |m_{ij}(S) - m_{ij}(D)|$ , the *maximum absolute error*,  $MAXAE(S, D) = \max_{1 \leq i \leq m, 1 \leq j \leq m} |m_{ij}(S) - m_{ij}(D)|$ , and the *relative error between the double and single precision computations* as  $REL(S, D) = \sum_{i=1}^m \sum_{j=1}^m |m_{ij}(S) - m_{ij}(D)|$ .

Following Heyman and Reeves ([9]) and Heyman and O’Leary ([8]), if one regards the double precision result as the “true” result and the single precision result as the “computed” result, then the *number of (extra) accurate digits* can be defined as the

overall average of  $\log_{10} \left| \frac{result_{true} - result_{computed}}{result_{true}} \right|$ , i.e. the average number of extra digits,

$$ANED = \frac{1}{m^2} \sum_{i=1}^m \sum_{j=1}^m \left\{ -\log \left| \frac{m_{ij}(D) - m_{ij}(S)}{m_{ij}(D)} \right| \right\}.$$

Appendix A gives a table of all the *MatLab* results for the error calculations for all test problems and procedures.

We make some general comments regarding the error computations and the results.

If  $MINARE(\cdot) = 0$  (either under single or double precision) then at least one error is 0. For all test problems  $MINARE(S) = 0$  for only Procedures 2, 9 and 12 (as noted above.) However  $MINARE(D)$  is always zero for all procedures and test problems (and is thus omitted from Appendix A).

For those procedures with minimal  $MAXARE(\cdot)$  errors all absolute residual errors are kept under control. No one single procedure does that to achieve the smallest  $MAXARE$  for all given test problems.

The overall residual error,  $ORE$ , is a better indicator of accuracy. Minimum values of  $ORE$  are achieved by Procedure 9 for all test problems, under single and double precision, except for *TP1* when the minimum value of  $ORE(S)$  is achieved by Procedure 12 and the minimum value of  $ORE(D)$  is achieved by Procedure 11.

The worse performing procedures in respect to  $ORE$  are as follows: Under single precision: Procedure 3 (*TP1, TP2, TP42*), Procedure 10, 11 & 12 (*TP3*) Procedure 2



(*TP41*), Procedure 10 & 11 (*TP43*), Procedure 4 (*TP44*). Under double precision: Procedure 3 (*TP1*, *TP41*, *TP42*, *TP44*), Procedure 4 (*TP2*, *TP3*), Procedure 8 (*TP43*).

The perturbation procedures, and in particular Procedures 3 and 4, do not perform well in general. The variants of Heyman's *FUND* algorithm all perform well except in *TP3*. Procedures 6, 7 and 8 are all variants of a perturbation procedure and do not star in general except for Procedure 6 in *TP3* (2<sup>nd</sup> best), *TP42* (2<sup>nd</sup> best) and *TP44* (3<sup>rd</sup> best).

Chart B5 in Appendix B gives the overall residual errors for all procedures and test problems, under double precision.

In comparing the single and double precision results, Procedure 9 gives the most accurate results for  $MAXE(S,D)$  and  $REL(S,D)$  for all *TP* except *TP1*, when Procedure 12 performs the best. However, we prefer the *ANED* statistic, used by Heyman and Reeves ([9]) and Heyman and O'Leary ([8]), to compare such situations. In both of [8] and [9] the results were displayed in figures and no actual numerical results were tabulated. Tabulated results for *ANED* are given in Appendix A.

We comment on *TP1*. This test problem has some unique features in that it is possible to deduce exact results for three *MFPT*'s. In particular, it can be shown that  $m_{21} = 2$ ,  $m_{43} = 160.5$  and  $m_{53} = 26.3$ . If one computes the *MFPT* matrices we find that, under double precision, all the twelve procedures obtain these exact three results. However, under single precision, only Procedure 1 and Procedure 12 yield all three exact results, while Procedure 2 gives the exact results for  $m_{21}$  and  $m_{43}$ , and Procedures 9, 10 and 11 yield the exact result for  $m_{21}$ . Thus when calculating the average number of accurate digits we must omit the results when the *MFPT*s under single and double precision are the same, as the logarithm of zero is negative infinity. In Appendix A under *TP1*, we indicate with \*\*\* when the average is taken over the 33 finite terms, \*\* with an average over 34 terms and \* over 35 terms. Plotting leads to Chart B9 in Appendix B.

Observe from Appendix A that Procedure 9 gives the largest *ANED* statistic, i.e. maximum average number of extra digits provided by the double precision over the single precision calculations for all the test problems.

Heyman and O'Leary [8] used two algorithms for computing  $M$ , without previously computing  $Z$  or  $A^\#$  – an algorithm *MH*, which is based on the two stage *UL* factorisation, using  $U^{-1}$  and  $L$  factors as in Heyman's method (similar to our Procedure 12), and an algorithm *M*, using the *UL* factors and normalisation. They obtained values, for the number of extra accurate digits, between 6 and 7 for all *TP*s for their algorithm *M* but displayed widely varying values for different *TP*s for the algorithm *MH*.

Heyman and Reeves [9] presented four algorithms - *LINPACK*, *SR*, *KSGTH*, and *KSGAUSS* for computing  $M$  with the same test problems used in this paper. They explored different software packages deciding that *LINPACK* “worked the best” although the solution computed by *LINPACK* did not run for *TP44* as the matrix inverse could not be computed. The *KSGTH* is the same as our Procedure 1 using the *GTH* algorithm to compute the steady state probabilities while *KSGAUSS* used Gaussian elimination to solve the stationary equations. Their favoured algorithm, is the *SR*, “State reduction”, procedure of Kohlas, on which Procedure 9 is based. The Hunter *EGTH* Procedure

consistently produces results in the range 7.30 to 7.43, similar to that achieved by Heyman & Reeves [9] (as extrapolated from their graphical output), which was not exceeded by any other procedure, either in [9] or this paper.

There are a range of other comparisons that we can make, using the results given in Appendix A, but they generally end up pointing to Procedure 9, Hunter's *Extended GTH Procedure* as giving the most accurate results. Our general recommendation is to use this procedure wherever possible. Single precision is not generally recommended as a suitable computation procedure as it is fraught with inaccuracies.

When paper [18] was written it was hoped that the perturbation procedures were going to generally yield very accurate results, comparable with other procedures. Apart from isolated situations, Procedures 3 – 8 do not perform as well as we had hoped. The *EGTH* procedure, involving no subtractions, completely overshadows the perturbation procedures. Procedure 12, while not in the same class as Procedure 9, reliably produces the second most accurate results.

## References

- [1] Benzi, M. A direct projection method for Markov chains. *Linear Algebra Appl*, **386**, (2004), 27-49.
- [2] D.A. Bini, G. Latouche, B. Meini. *Numerical Methods for Structured Markov Chains*, Oxford University Press, New York. (2005).
- [3] W. K. Grassman, M.I. Taksar, D.P. Heyman, Regenerative analysis and steady state distributions for Markov chains. *Oper. Res.* **33** (1985) 1107-1116.
- [4] W. K. Grassman, Means and variances in Markov reward systems, in *Linear Algebra, Markov Chains and Queuing Models*, C.D. Meyer and R.J. Plemmons. Eds, Springer-Verlag, New York, (1993), 193-204.
- [5] W.J. Harrod, R.J. Plemmons, Comparison of some direct methods for computing stationary distributions of Markov chains. *SIAM J Sci Stat Comput*, **5** (1984), 463-479.
- [6] D.P. Heyman, Further comparisons of direct methods for computing stationary distributions of Markov chains. *SIAM J. Alg. Disc Meth.* **8**, (1987) 226-232.
- [7] D.P. Heyman, Accurate computation of the Fundamental Matrix of a Markov chain, *SIAM J. Matrix Anal. Appl.* **16** (1995) 954-963.
- [8] Heyman, D.P., O'Leary, D.P. What is fundamental for Markov chains: First Passage Times, Fundamental matrices, and Group Generalized Inverses, *Computations with Markov Chains*, Chap 10, 151-161, Ed W.J. Stewart, Springer. New York, (1995).
- [9] D.P. Heyman, A. Reeves, Numerical solutions of linear equations arising in Markov chain models. *ORSA J. Comp.* **1** (1989) 52-60.

- [10] J.J. Hunter, On the moments of Markov renewal processes. *Adv. in Appl. Probab.* **1** (1969) 188-210.
- [11] J.J. Hunter, Generalized inverses and their application to applied probability problems. *Linear Algebra Appl.* **45** (1982) 157-198.
- [12] J.J. Hunter, *Mathematical Techniques of Applied Probability, Volume 2, Discrete Time Models: Techniques and Applications*, Academic, New York. (1983).
- [13] J.J. Hunter, Characterisations of generalized inverses associated with Markovian kernels, *Linear Algebra Appl.* **102** (1988) 121-142.
- [14] J.J. Hunter, The computation of stationary distributions of Markov chains through perturbations. *J Appl Math Stoch. Anal.* **4** (1991) 29-46.
- [15] J.J. Hunter, Simple procedure for finding mean first passage times in Markov chains. *Asia Pac. J. Oper. Res.* **24** (2007) 813-829.
- [16] J. J. Hunter, Generalized inverses of Markovian kernels in terms of properties of the Markov chain. *Linear Algebra Appl.* **447** (2014) 38-55.
- [17] J.J. Hunter, Accurate calculations of stationary distributions and mean first passage times in Markov renewal processes and Markov chains. *Special Matrices* **4** (2016) 151-175.
- [18] J.J. Hunter, The computation of the key properties of Markov Chains via Perturbations, *Linear Algebra Appl.* **511** (2016) 176-202.
- [19] J. G. Kemeny, J.L. Snell, *Finite Markov chains*, Von Nostrand, New York, 1960.
- [20] J. Kohlas, Numerical computation of mean passage times and absorption probabilities in Markov and semi-Markov models. *Z. Oper.- Res.* **30** (1986) 197-207.
- [21] C.D. Meyer Jr., The role of the group generalized inverse in the theory of Markov chains. *SIAM Rev.* **17** (1975) 443-464.
- [22] J. Sherman, W.J. Morrison, Adjustment of an Inverse Matrix Corresponding to Changes in the Elements of a Given Column or a Given Row of the Original Matrix (abstract). *Ann Math Stat* **20** (1949) 621.
- [23] T.J. Sheskin, A Markov partitioning algorithm for computing steady state probabilities. *Oper. Res.* **33** (1985) 228-235.

## Appendix A: Error calculations for all Procedures and all Test Problems

<i>PCZE(S)</i>	<i>TP1</i>	<i>TP2</i>	<i>TP3</i>	<i>TP41</i>	<i>TP42</i>	<i>TP43</i>	<i>TP44</i>
Proc 1	41.7%	14.1%	24.0%	28.0%	22.0%	22.0%	0.0%
Proc 2	58.3%	21.9%	16.0%	18.0%	24.0%	25.0%	3.0%
Proc 3	5.6%	0.0%	0.0%	0.0%	0.0%	0.0%	0.0%
Proc 4	13.9%	0.0%	0.0%	2.0%	0.0%	0.0%	0.0%
Proc 5	11.1%	0.0%	0.0%	4.0%	0.0%	0.0%	0.0%
Proc 6	22.2%	0.0%	0.0%	8.0%	0.0%	0.0%	0.0%
Proc 7	16.7%	0.0%	0.0%	3.0%	0.0%	0.0%	0.0%
Proc 8	16.7%	0.0%	0.0%	5.0%	0.0%	0.0%	0.0%
Proc 9	36.1%	18.8%	16.0%	36.0%	40.0%	32.0%	11.0%
Proc 10	47.2%	20.3%	16.0%	25.0%	25.0%	15.0%	0.0%
Proc 11	44.4%	17.2%	16.0%	23.0%	25.0%	16.0%	0.0%
Proc 12	41.7%	12.5%	16.0%	33.0%	28.0%	30.0%	7.0%
<i>MINARE(S)</i>	<i>TP1</i>	<i>TP2</i>	<i>TP3</i>	<i>TP41</i>	<i>TP42</i>	<i>TP43</i>	<i>TP44</i>
Proc 1	0.0000E+00	0.0000E+00	0.0000E+00	0.0000E+00	0.0000E+00	0.0000E+00	1.0902E-02
Proc 2	0.0000E+00	0.0000E+00	0.0000E+00	0.0000E+00	0.0000E+00	0.0000E+00	0.0000E+00
Proc 3	0.0000E+00	2.8133E-05	1.5333E-02	1.1921E-07	3.3379E-06	1.9091E-04	2.1057E-02
Proc 4	0.0000E+00	2.8014E-06	1.2846E-03	0.0000E+00	2.5034E-06	1.4853E-04	NaN
Proc 5	0.0000E+00	9.9784E-06	1.2996E-03	0.0000E+00	1.1921E-06	1.8179E-04	4.9167E-02
Proc 6	0.0000E+00	1.0908E-05	1.2996E-03	0.0000E+00	5.8413E-06	8.6933E-04	1.0224E-01
Proc 7	0.0000E+00	5.7817E-06	1.2996E-03	0.0000E+00	1.5497E-06	3.1388E-04	4.2600E-02
Proc 8	0.0000E+00	1.7941E-05	1.2996E-03	0.0000E+00	4.4107E-06	2.2805E-04	7.9652E-02
Proc 9	0.0000E+00	0.0000E+00	0.0000E+00	0.0000E+00	0.0000E+00	0.0000E+00	0.0000E+00
Proc 10	0.0000E+00	0.0000E+00	0.0000E+00	0.0000E+00	0.0000E+00	0.0000E+00	8.6164E-03
Proc 11	0.0000E+00	0.0000E+00	0.0000E+00	0.0000E+00	0.0000E+00	0.0000E+00	8.6164E-03
Proc 12	0.0000E+00	0.0000E+00	0.0000E+00	0.0000E+00	0.0000E+00	0.0000E+00	0.0000E+00
<i>MAXARE(S)</i>	<i>TP1</i>	<i>TP2</i>	<i>TP3</i>	<i>TP41</i>	<i>TP42</i>	<i>TP43</i>	<i>TP44</i>
Proc 1	1.5259E-05	2.3131E-03	1.0000E+00	7.6294E-06	7.3242E-04	9.3750E-02	1.9313E+01
Proc 2	3.0518E-05	1.9531E-03	1.0000E+00	1.5259E-05	9.7656E-04	6.2500E-02	7.7565E+00
Proc 3	5.8830E-05	1.9503E-03	7.4928E-01	9.0599E-06	8.2135E-04	5.8108E-02	1.3886E+01
Proc 4	3.0518E-05	1.3188E-03	7.6065E-01	6.4373E-06	7.2205E-04	4.4751E-02	NaN
Proc 5	5.7161E-05	1.1806E-03	1.4523E+00	5.8413E-06	3.8600E-04	5.0105E-02	2.7472E+01
Proc 6	2.2531E-05	1.5189E-03	1.4884E+00	5.7220E-06	3.3975E-04	4.0965E-02	1.1226E+01
Proc 7	8.1241E-05	1.9780E-03	1.4482E+00	5.0068E-06	3.8671E-04	4.6234E-02	2.5369E+01
Proc 8	2.4557E-05	1.5258E-03	1.4909E+00	4.8876E-06	3.6669E-04	4.6220E-02	1.1133E+01
Proc 9	6.1035E-05	1.9531E-03	5.3333E-01	7.6294E-06	4.9897E-04	8.5969E-02	5.0000E+00
Proc 10	6.1035E-05	1.9531E-03	1.6523E+04	1.5259E-05	9.7656E-04	7.5120E-02	7.0000E+00
Proc 11	6.1035E-05	1.9531E-03	1.6522E+04	7.6294E-06	9.7656E-04	7.5120E-02	7.0000E+00
Proc 12	1.5259E-05	1.9531E-03	1.6522E+04	7.6294E-06	4.8828E-04	7.1746E-02	9.0000E+00

<b>ORE(S)</b>	<b>TP1</b>	<b>TP2</b>	<b>TP3</b>	<b>TP41</b>	<b>TP42</b>	<b>TP43</b>	<b>TP44</b>
Proc 1	7.9721E-05	2.8165E-02	3.7670E+00	2.1267E-04	1.7017E-02	1.8252E+00	5.2130E+02
Proc 2	8.4311E-05	1.9942E-02	5.1353E+00	3.4666E-04	1.4591E-02	1.4978E+00	1.4851E+02
Proc 3	2.6092E-04	3.5845E-02	5.4519E+00	2.6882E-04	2.8050E-02	1.6858E+00	4.5586E+02
Proc 4	1.3366E-04	1.8962E-02	3.6441E+00	1.7709E-04	1.5828E-02	1.4867E+00	NaN
Proc 5	1.7825E-04	1.8865E-02	5.8119E+00	1.4186E-04	9.3399E-03	1.1775E+00	3.3758E+02
Proc 6	1.2526E-04	1.9844E-02	6.0251E+00	1.2279E-04	9.7828E-03	8.9603E-01	1.9242E+02
Proc 7	2.4018E-04	1.9384E-02	5.7981E+00	1.3071E-04	1.0204E-02	9.7736E-01	2.3153E+02
Proc 8	1.2872E-04	1.6985E-02	6.0274E+00	1.2934E-04	9.7471E-03	9.3048E-01	1.9473E+02
Proc 9	2.0275E-04	1.6383E-02	3.5601E+00	1.1259E-04	5.3112E-03	7.8108E-01	8.5883E+01
Proc 10	1.8367E-04	2.7213E-02	3.3883E+04	2.2340E-04	1.7498E-02	2.1203E+00	1.7003E+02
Proc 11	1.7092E-04	2.7842E-02	3.3883E+04	2.4676E-04	1.7498E-02	2.1203E+00	1.7203E+02
Proc 12	7.1913E-05	2.6956E-02	3.3883E+04	1.9002E-04	1.4920E-02	1.6139E+00	1.5876E+02

<b>PCZE(D)</b>	<b>TP1</b>	<b>TP2</b>	<b>TP3</b>	<b>TP41</b>	<b>TP42</b>	<b>TP43</b>	<b>TP44</b>
Proc 1	47.2%	9.4%	20.0%	24.0%	19.0%	17.0%	25.0%
Proc 2	33.3%	21.9%	24.0%	21.0%	23.0%	22.0%	32.0%
Proc 3	5.6%	7.8%	12.0%	7.0%	7.0%	12.0%	9.0%
Proc 4	25.0%	4.7%	8.0%	14.0%	9.0%	22.0%	19.0%
Proc 5	36.1%	7.8%	12.0%	10.0%	17.0%	13.0%	18.0%
Proc 6	52.8%	17.2%	16.0%	31.0%	23.0%	23.0%	25.0%
Proc 7	38.9%	14.1%	8.0%	28.0%	22.0%	17.0%	19.0%
Proc 8	27.8%	7.8%	4.0%	17.0%	11.0%	11.0%	12.0%
Proc 9	47.2%	23.4%	28.0%	34.0%	27.0%	31.0%	34.0%
Proc 10	41.7%	20.3%	16.0%	28.0%	23.0%	22.0%	23.0%
Proc 11	44.4%	20.3%	16.0%	32.0%	24.0%	20.0%	23.0%
Proc 12	55.6%	23.4%	16.0%	33.0%	25.0%	20.0%	31.0%

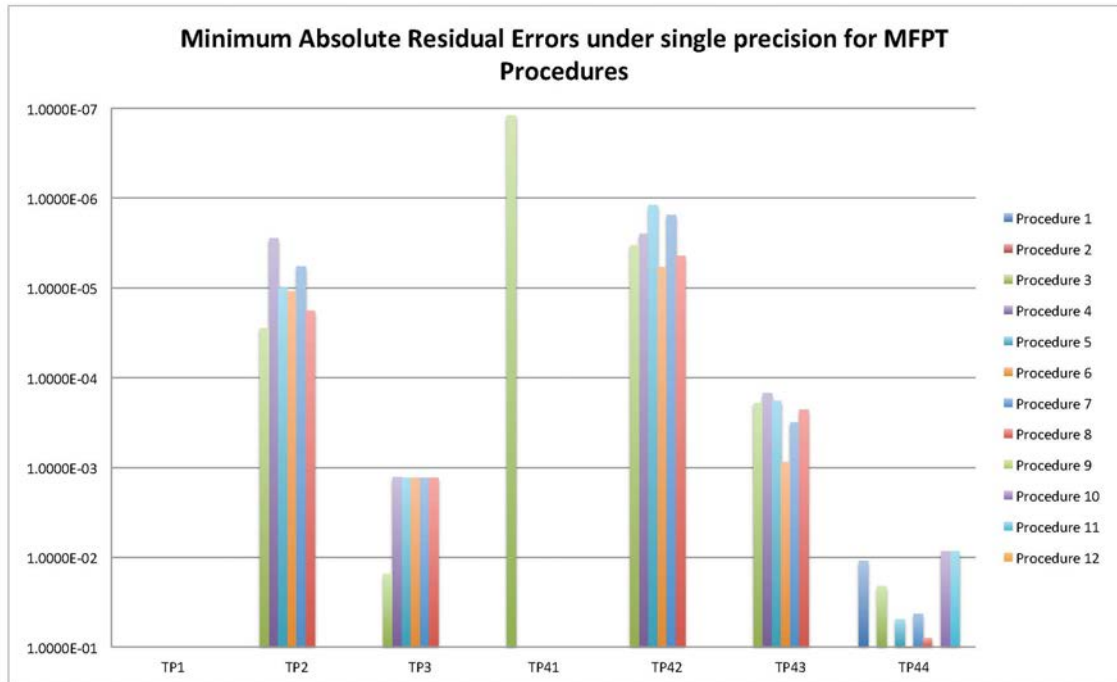
<b>MAXARE(D)</b>	<b>TP1</b>	<b>TP2</b>	<b>TP3</b>	<b>TP41</b>	<b>TP42</b>	<b>TP43</b>	<b>TP44</b>
Proc 1	1.1369E-13	2.4714E-12	1.8626E-09	1.4211E-14	1.8190E-12	1.1642E-10	1.4901E-08
Proc 2	5.6843E-14	3.6380E-12	1.4461E-09	1.4211E-14	9.0949E-13	1.7462E-10	7.4506E-09
Proc 3	2.2737E-13	5.4570E-12	2.5251E-09	6.1950E-14	6.3665E-12	3.4925E-10	3.7253E-08
Proc 4	1.1369E-13	2.3647E-11	4.2285E-05	2.1316E-14	2.3099E-12	1.7462E-10	2.2352E-08
Proc 5	2.8422E-13	4.7893E-12	1.9447E-09	1.5987E-14	2.3055E-12	2.3283E-10	2.9802E-08
Proc 6	1.1369E-13	3.6380E-12	1.8626E-09	1.4211E-14	9.0949E-13	1.1642E-10	7.5181E-09
Proc 7	1.1369E-13	3.6380E-12	1.8626E-09	1.4211E-14	1.8190E-12	1.7462E-10	1.4901E-08
Proc 8	1.1369E-13	4.2912E-12	1.8626E-09	2.8422E-14	3.6380E-12	3.4925E-10	2.0740E-08
Proc 9	1.1369E-13	3.6380E-12	1.4461E-09	1.4211E-14	1.8190E-12	1.1642E-10	7.4506E-09
Proc 10	5.6843E-14	3.7313E-12	2.0940E-05	1.4211E-14	1.8190E-12	1.7462E-10	2.2352E-08
Proc 11	5.6843E-14	3.7313E-12	2.0941E-05	1.4211E-14	1.8190E-12	1.7462E-10	2.2352E-08
Proc 12	1.1369E-13	3.7313E-12	2.0941E-05	1.4211E-14	1.8190E-12	1.1642E-10	1.4901E-08

<i>ORE(D)</i>	<i>TP1</i>	<i>TP2</i>	<i>TP3</i>	<i>TP41</i>	<i>TP42</i>	<i>TP43</i>	<i>TP44</i>
Proc 1	3.1486E-13	4.2940E-11	8.2400E-09	4.3465E-13	4.1593E-11	3.4351E-09	3.2901E-07
Proc 2	2.9809E-13	3.8647E-11	7.2145E-09	4.4076E-13	2.8369E-11	4.0932E-09	1.9688E-07
Proc 3	1.1076E-12	1.0909E-10	1.6599E-08	1.6265E-12	1.0069E-10	8.7043E-09	9.9252E-07
Proc 4	4.0834E-13	3.5271E-10	1.6354E-04	6.8556E-13	6.8057E-11	4.7508E-09	5.2569E-07
Proc 5	5.8542E-13	8.0202E-11	1.4783E-08	7.6406E-13	6.9908E-11	6.9648E-09	7.2536E-07
Proc 6	3.1319E-13	3.9636E-11	6.9062E-09	3.8036E-13	2.9394E-11	3.2306E-09	2.2832E-07
Proc 7	3.6315E-13	4.8937E-11	1.1378E-08	3.6848E-13	4.4544E-11	4.6604E-09	4.2368E-07
Proc 8	4.5819E-13	1.0442E-10	1.5714E-08	8.0280E-13	8.5687E-11	1.1774E-08	6.2413E-07
Proc 9	2.9554E-13	2.8481E-11	5.2755E-09	2.8832E-13	1.9558E-11	1.5769E-09	1.4170E-07
Proc 10	2.4492E-13	4.1265E-11	5.2111E-05	3.4472E-13	3.7945E-11	3.1286E-09	3.4516E-07
Proc 11	2.1694E-13	4.2175E-11	5.2112E-05	3.2230E-13	3.7490E-11	3.3033E-09	3.4516E-07
Proc 12	2.8488E-13	3.6427E-11	5.2112E-05	2.9698E-13	3.0710E-11	3.0476E-09	2.5663E-07
<i>MINE(S,D)</i>	<i>TP1</i>	<i>TP2</i>	<i>TP3</i>	<i>TP41</i>	<i>TP42</i>	<i>TP43</i>	<i>TP44</i>
Proc 1	2.8422E-14	1.8878E-08	8.9733E-08	3.7478E-08	2.5415E-07	2.5415E-07	2.5415E-07
Proc 2	4.4409E-16	3.7599E-05	2.9789E-02	1.0393E-07	8.1511E-09	3.4234E-07	2.1804E-07
Proc 3	4.6971E-08	3.8719E-05	1.4642E-02	4.9425E-08	1.1721E-04	1.4576E-03	1.2434E+00
Proc 4	1.0398E-07	4.2477E-05	2.1705E-02	1.3248E-07	2.8595E-05	4.7612E-04	Inf
Proc 5	9.5415E-09	3.0867E-04	3.0409E-03	2.5835E-08	3.8400E-06	4.0875E-04	7.5673E-02
Proc 6	3.8137E-09	1.8545E-04	3.0409E-03	4.4225E-09	2.8390E-06	2.8088E-04	5.6237E-02
Proc 7	3.0546E-08	3.3281E-04	3.0409E-03	3.8417E-07	5.2825E-05	5.2960E-03	6.7380E-01
Proc 8	1.2641E-09	1.8556E-04	3.0409E-03	1.6998E-08	2.7935E-06	2.8083E-04	5.6237E-02
Proc 9	0.0000E+00	7.8481E-08	1.1097E-07	1.0259E-08	1.5811E-08	2.3757E-08	5.6944E-09
Proc 10	0.0000E+00	1.8878E-08	8.9733E-08	1.2903E-07	9.2766E-08	2.5415E-07	2.5415E-07
Proc 11	0.0000E+00	1.8878E-08	8.9733E-08	1.2903E-07	9.2766E-08	2.5415E-07	2.5415E-07
Proc 12	0.0000E+00	1.8878E-08	8.9733E-08	3.7478E-08	3.7478E-08	3.7478E-08	3.7478E-08
<i>MAXE(S,D)</i>	<i>TP1</i>	<i>TP2</i>	<i>TP3</i>	<i>TP41</i>	<i>TP42</i>	<i>TP43</i>	<i>TP44</i>
Proc 1	2.7127E-05	4.5160E-01	1.3403E+05	5.8003E-05	6.8901E-02	6.7987E+02	1.0528E+08
Proc 2	4.9506E-05	3.7231E+00	9.7505E+04	5.0969E-05	3.8604E-01	3.6333E+03	2.5358E+07
Proc 3	6.9505E-03	3.2695E+00	5.5296E+05	1.4576E-04	1.0315E+00	7.0150E+03	1.4577E+08
Proc 4	2.9093E-03	1.7307E+00	2.6785E+05	1.0287E-04	2.3300E+00	1.2735E+04	Inf
Proc 5	2.8536E-03	1.8751E+00	1.8137E+05	5.3411E-05	3.4919E-01	3.6567E+03	1.2861E+08
Proc 6	2.5588E-03	8.9710E-01	1.8137E+05	3.8305E-05	2.4802E-01	2.6363E+03	4.9001E+07
Proc 7	2.2191E-03	2.0862E+00	1.8137E+05	5.7456E-05	3.4977E-01	3.6567E+03	1.2861E+08
Proc 8	2.5609E-03	8.9731E-01	1.8137E+05	3.9159E-05	2.4806E-01	2.6363E+03	4.9001E+07
Proc 9	6.7817E-05	2.2032E-03	1.2214E+00	1.4700E-05	1.0511E-03	1.1536E-01	7.6999E+00
Proc 10	8.8162E-05	1.4282E+00	1.8206E+05	1.9367E-05	6.0751E-02	6.1944E+02	7.3597E+06
Proc 11	8.8162E-05	1.4282E+00	1.8206E+05	2.0312E-05	6.0751E-02	6.1944E+02	7.3597E+06
Proc 12	2.7127E-05	1.4272E+00	1.8206E+05	1.7415E-05	6.0359E-02	6.1942E+02	7.3597E+06
Proc 12	1.6090E-04	4.0822E+01	1.5125E+06	4.4613E-04	2.6199E+00	2.7278E+04	3.2413E+08

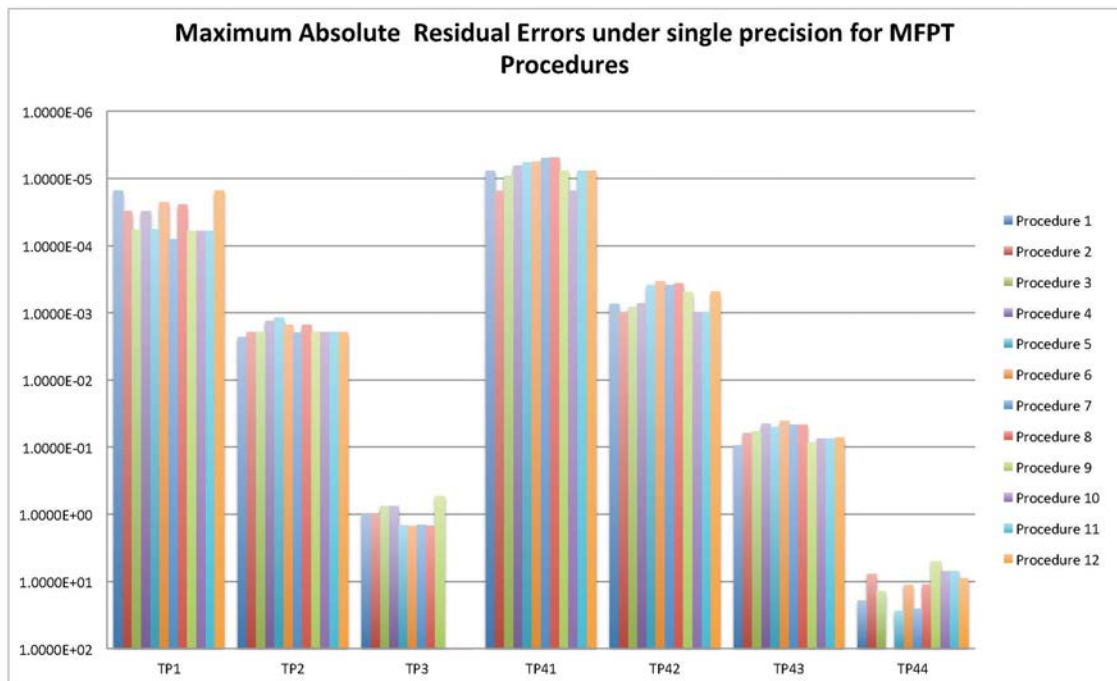
<b>REL(S,D)</b>	<b>TP1</b>	<b>TP2</b>	<b>TP3</b>	<b>TP41</b>	<b>TP42</b>	<b>TP43</b>	<b>TP44</b>
Proc 1	1.8238E-04	9.7760E+00	8.5381E+05	2.0605E-03	2.9959E+00	2.9939E+04	4.6364E+09
Proc 2	2.2072E-04	5.5973E+01	6.8745E+05	9.9624E-04	9.6408E+00	9.0833E+04	6.3394E+08
Proc 3	4.1639E-02	5.6868E+01	3.7384E+06	4.9278E-03	3.4096E+01	2.2813E+05	5.0468E+09
Proc 4	1.7467E-02	1.8265E+01	1.5096E+06	2.2607E-03	3.1956E+01	2.1517E+05	NaN
Proc 5	1.7052E-02	2.9542E+01	1.5219E+06	1.7384E-03	1.2950E+01	1.3674E+05	3.9627E+09
Proc 6	1.5258E-02	1.8216E+01	1.5219E+06	1.4254E-03	1.0783E+01	1.1486E+05	2.1067E+09
Proc 7	1.3236E-02	3.3603E+01	1.5219E+06	1.5823E-03	1.0819E+01	1.1517E+05	3.4550E+09
Proc 8	1.5273E-02	1.8219E+01	1.5219E+06	1.4598E-03	1.0785E+01	1.1486E+05	2.1067E+09
Proc 9	2.9606E-04	2.6209E-02	5.3162E+00	2.4325E-04	1.3152E-02	1.1988E+00	1.2451E+02
Proc 10	4.8392E-04	4.0830E+01	1.5125E+06	4.9828E-04	2.6174E+00	2.7278E+04	3.2413E+08
Proc 11	4.9096E-04	4.0828E+01	1.5125E+06	4.7100E-04	2.6174E+00	2.7278E+04	3.2413E+08
Proc 12	1.6090E-04	4.0822E+01	1.5125E+06	4.4613E-04	2.6199E+00	2.7278E+04	3.2413E+08
<b>ANED</b>	<b>TP1</b>	<b>TP2</b>	<b>TP3</b>	<b>TP41</b>	<b>TP42</b>	<b>TP43</b>	<b>TP44</b>
Proc 1	6.7522***	4.9691	3.2245	6.5086	5.0423	3.2272	0.7819
Proc 2	7.1182**	4.5133	2.4592	6.7433	5.0996	3.5632	2.3108
Proc 3	6.2773	3.9600	1.7416	6.0373	3.9882	2.1693	-0.1982
Proc 4	6.3811	4.5148	1.8947	6.3439	4.0975	2.1999	NaN
Proc 5	6.8213	4.3463	2.1006	6.5652	4.5249	2.5096	0.1074
Proc 6	6.7783	4.3526	2.1006	6.7684	4.8025	2.7873	0.5022
Proc 7	6.8009	4.1487	2.1006	6.4926	4.4743	2.4530	0.1447
Proc 8	6.9079	4.3525	2.1006	6.7396	4.8026	2.7873	0.5022
Proc 9	7.3504*	7.2928	7.3526	7.3681	7.4157	7.4296	7.3321
Proc 10	6.6272*	4.5093	2.9679	6.8748	5.1722	3.3115	1.4794
Proc 11	6.5949*	4.5091	2.9679	6.9339	5.1722	3.3115	1.4794
Proc 12	6.7660***	4.5436	2.9679	7.0429	5.5830	4.1590	2.7397

## Appendix B: Charts of error calculations for all Procedures and all Test Problems

### Chart B.1: MINARE(S) under Single Precision

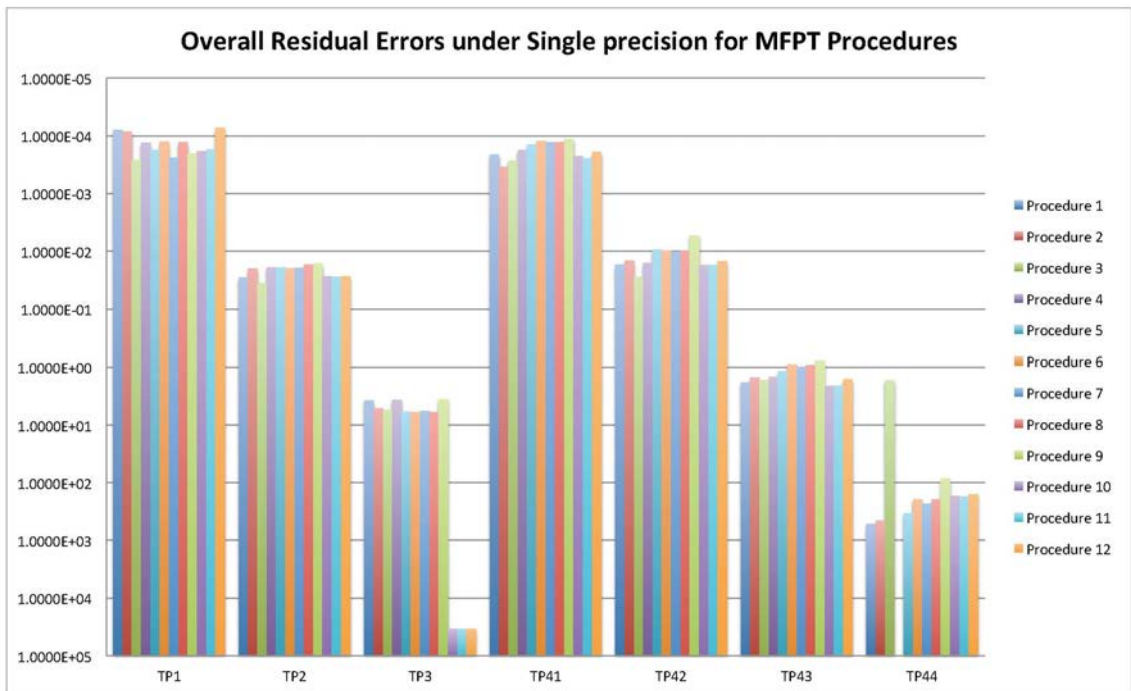


### Chart B.2: MAXARE(S) under Single Precision

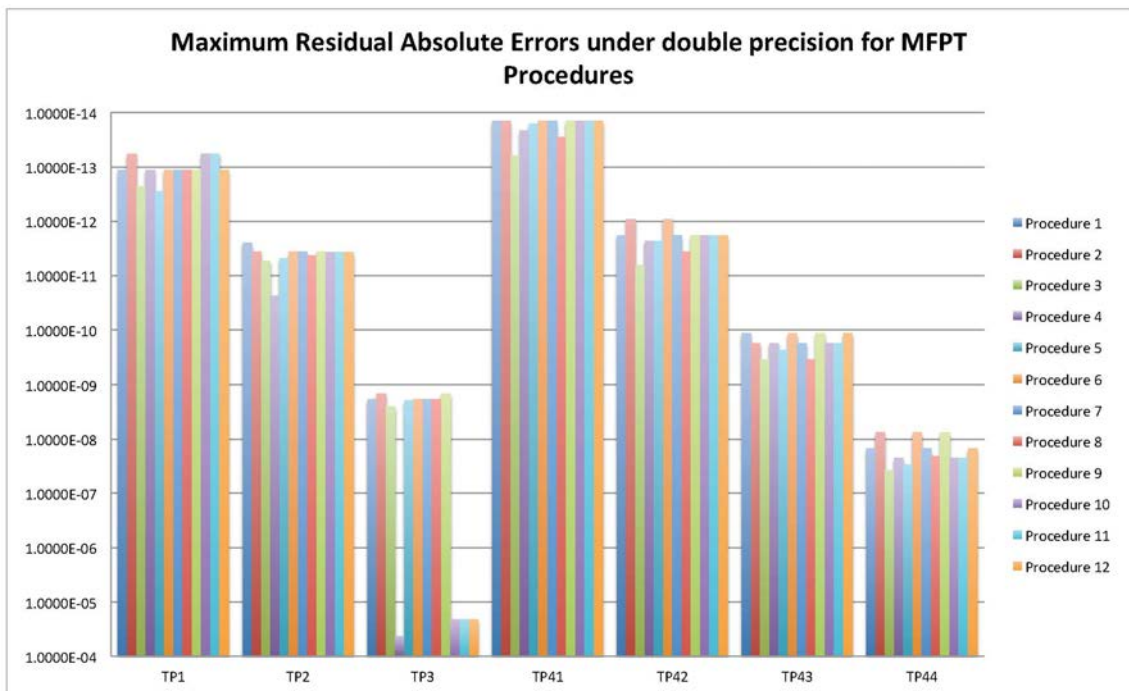




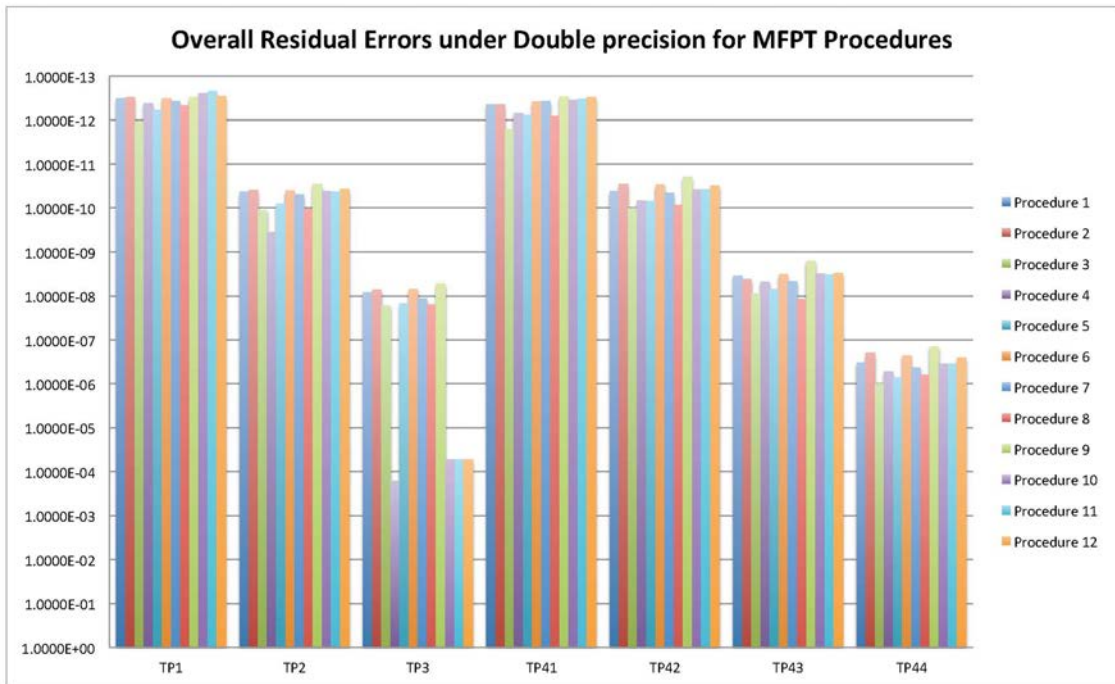
**Chart B.3: ORE(S) under Single Precision**



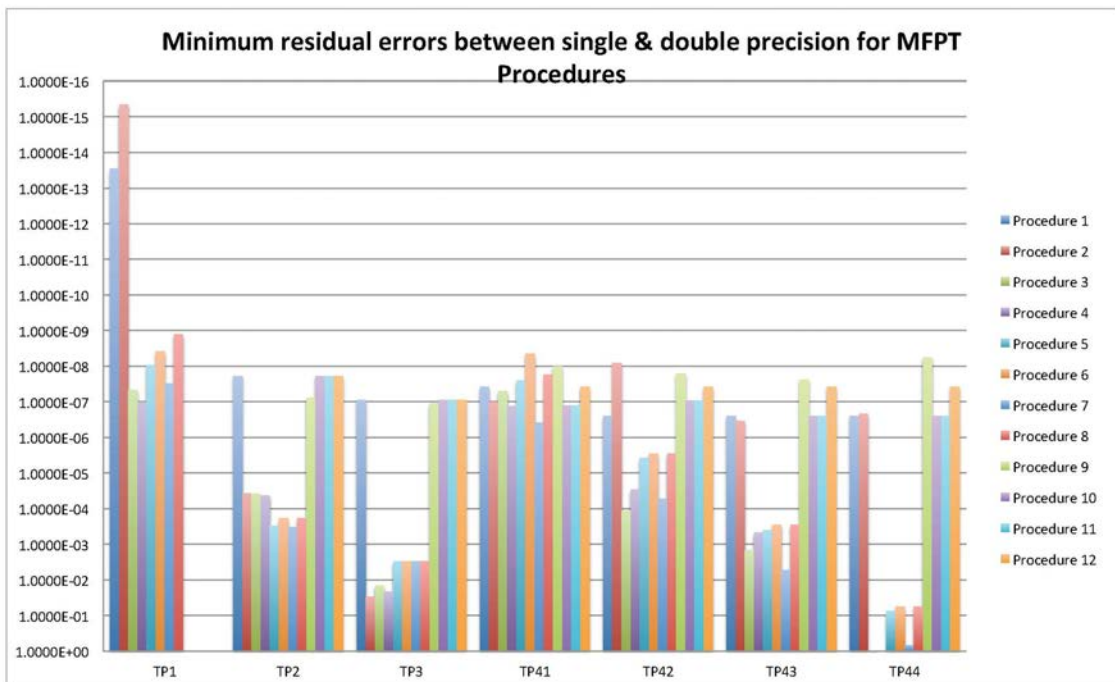
**Chart B.4: MAXARE(D) under Double Precision**



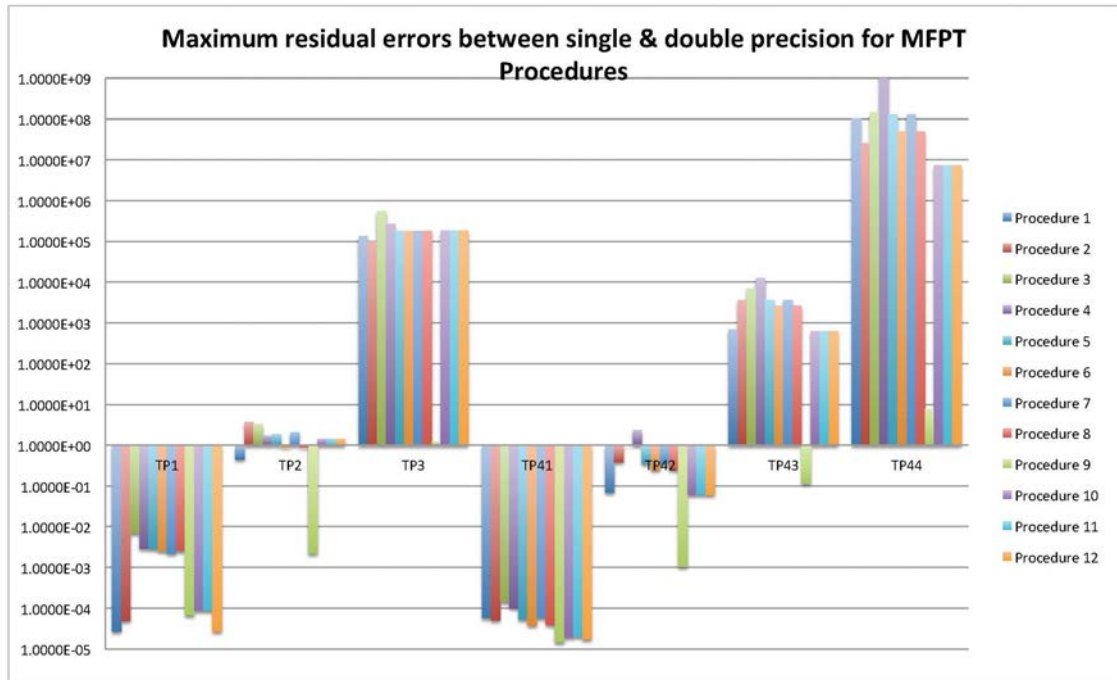
**Chart B.5: ORE(D) under Double Precision**



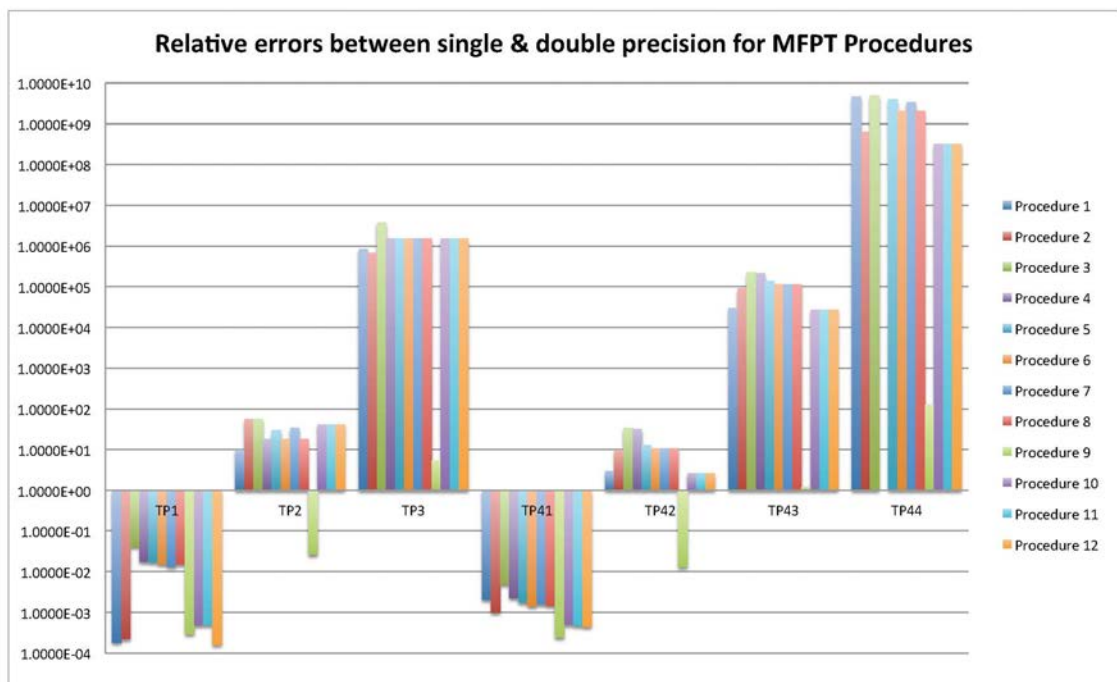
**Chart B.6 MINE(S, D) between Single and Double Precision calculations**



**Chart B.7: MAXE(S, D) errors between Single and Double Precision calculations**



**Chart B.8: REL(S, D) errors between Single and Double Precision calculations**



**Chart B.9: ANED between Single and Double Precision calculations**

