

First-principles calculations of the magnetic and electronic structures of MnP under pressure

Yuanji Xu¹, Min Liu^{1,2}, Ping Zheng¹, Xiangrong Chen²,
Jin-guang Cheng¹, Jianlin Luo^{1,3,4}, Wenhui Xie⁵ and
Yi-feng Yang^{1,3,4,*}

¹Beijing National Laboratory for Condensed Matter Physics and Institute of Physics, Chinese Academy of Sciences, Beijing 100190, China

²College of Physical Science and Technology, Sichuan University, Chengdu 610065, China

³Collaborative Innovation Center of Quantum Matter, Beijing 100190, China

⁴School of Physical Sciences, University of Chinese Academy of Sciences, Beijing 100190, China

⁵Department of Physics, Engineering Research Center for Nanophotonics and Advanced Instrument, East China Normal University, Shanghai 20062, China

E-mail: yifeng@iphy.ac.cn

Abstract. Manganese monophosphide (MnP) shows complicated magnetic states varying with both temperature and pressure. We calculate the magnetic and electronic structures of MnP at different pressures using first-principles methods and obtain spiral ground states whose propagation vector changes from the c -axis at low pressure to the b -axis at high pressure. In between, we find a ferromagnetic state, as observed in the experimental phase diagram. The propagation vector of the spiral states is found to vary nonmonotonically with pressure, consistent with neutron measurements. Our results indicate that the complicated magnetic phase diagram originates from a delicate competition between neighboring exchange interactions between the Mn-ions. At all pressures, the electronic structures indicate the existence of quasi-one-dimensional charge carriers, which appear in the ferromagnetic state and become gapped in the spiral state, and anisotropic three-dimensional charge carriers. We argue that this two-fluid behavior originates from the special crystal structure of MnP and may be relevant for understanding the pairing mechanism of the superconductivity at the border of the high pressure spiral phase.

PACS numbers: 71.15.Mb, 71.20.-b, 75.10.-b

Keywords: density functional theory, non-collinear magnetism, electronic structure

Submitted to: *J. Phys.: Condens. Matter*

1. Introduction

Recently, MnP was found to display superconductivity with $T_c \approx 1$ K at pressure around 7-8 GPa near the border of a long-range magnetic phase [1]. As the first Mn-based superconductor, it immediately raises the question concerning its pairing mechanism [2]. The fact that superconductivity emerges at the border of a long-range magnetic order points to the possibility of magnetic glues due to spin fluctuations [3] as has been proposed for the CrAs superconductivity [4, 5], but first-principles calculations in the framework of the weak-coupling BCS (Bardeen-Copper-Schrieffer) theory could also yield the correct transition temperature T_c based solely on the electron-phonon coupling [6]. The issue therefore remains controversial. Moreover, we still lack a good theoretical understanding of the associated magnetic and electronic structures, possibly due to the complicated phase diagram involving multiple magnetic orders varying with pressure and temperature, as shown in figure 1(a) [7, 8].

The magnetic orders in MnP have been a subject of many experimental and theoretical studies since 1960s [9, 10, 11]. At ambient pressure, it has an orthorhombic structure with $Pnma$ space group and the lattice constants $a = 5.236$, $b = 3.181$ and $c = 5.896$ Å [8]. Neutron diffraction experiment has provided very precise determination of its magnetic structure and revealed a paramagnetic to ferromagnetic (FM) phase transition at about 292 K and a ferromagnetic to spiral phase transition at about 47 K [12]. In the ferromagnetic phase, all spins align in parallel to the b -axis, whereas in the spiral phase, the spins rotate within the ab plane with a propagation vector $\mathbf{Q} = (0, 0, 0.117)$, indicating a periodicity of about nine lattice units along the c -axis (hereafter called Spi-c), as shown in figure 1(c) [13]. Inelastic neutron scattering experiments on spin wave excitations [14, 15] suggest that the spiral order may originate from the competition between different types of exchange interactions, as proposed in earlier theoretical work [16]. Under pressure, the spiral phase is first suppressed and replaced by a ferromagnetic ground state in a narrow pressure window around 1.2 GPa. Above 1.5 GPa, a new anti-ferromagnetic-like order appears and is then suppressed at very high pressure (7-8 GPa). Superconductivity emerges near the magnetic quantum critical point [1].

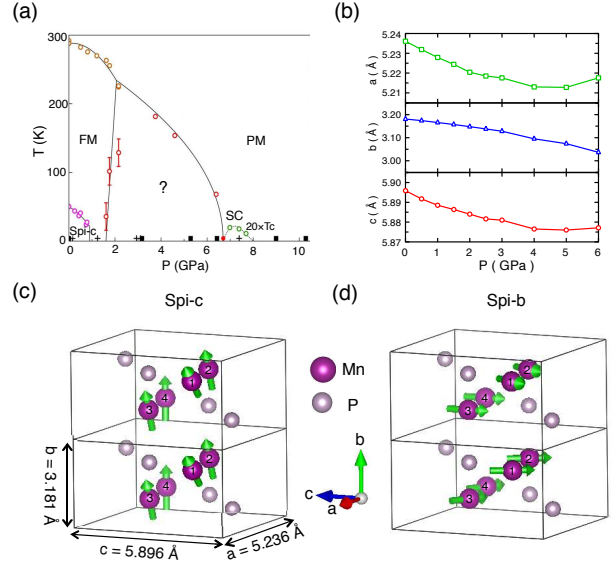


Figure 1. (a) The magnetic phase diagram of MnP [7]. The detailed spin structure of the high pressure state remains controversial. (b) Pressure dependence of the lattice parameters determined from experiment [8]. (c) The spin structure of the low pressure Spi-c phase with the spins rotating in the ab plane and propagating along the c -axis. (d) The spin structure of a candidate high pressure Spi-b phase with the spins rotating in the ac plane and propagating along the b -axis.

The magnetic structure of the high pressure phase has been extensively studied using neutron powder diffraction (NPD) [7], magnetic X-ray diffraction (XRD) [8], nuclear magnetic resonance (NMR) [17], and muon-spin rotation (μ SR) [18], but the results remain controversial. While NPD and μ SR indicate that the propagation vector changes from c -axis at ambient pressure to b -axis (Spi-b) at high pressure, XRD suggests that it remains along the c -axis but with a short periodicity. On the other hand, the NMR results imply a helical structure at 2 GPa, but the exact magnetic structure cannot be resolved. The spin structure of the candidate high pressure Spi-b phase is shown in figure 1(d) [7]. The complicated magnetic phase diagram is probably related to the change of the lattice parameters with pressure. As shown in figure 1(b), while both a and c -axes change only slightly, the b -axis lattice parameter was found to decrease dramatically with pressure [8, 19]. However, the crystal symmetry remains the same without a structural phase transition. Previous

numerical calculations have yielded spiral phases at low and high pressures, but failed to produce the experimental \mathbf{Q} -vector as well as the ferromagnetic phase at intermediate pressures [20]. Moreover, the calculated energy differences between both spiral states and the ferromagnetic state are very small. More elaborate studies are needed in order to establish a systematic understanding of the variation of the magnetic orders in the experimental phase diagram.

The electronic structures of MnP have also been investigated recently at ambient pressure [21]. Detailed analysis of the optical spectra in comparison with first-principles calculations suggests the existence of two different types of charge carriers with distinct lifetimes. The short lifetime carriers originate from the d_{y2} -orbital, exhibit quasi-one-dimensional character due to hybridization with the P p -orbitals, and are apt to order magnetically, whereas the long lifetime carriers consist of other Mn orbitals and are mainly responsible for the charge transport. It has been speculated that the interplay between these two types of carriers may be crucial if superconductivity emerges from the magnetic instability. However, it is not clear if this two-fluid property holds true at high pressures, although it is expected to be a property of the crystal structure which remains unchanged with pressure. A pressure-dependent investigation of the electronic structures is demanding.

In this work, we study the pressure evolution of the magnetic and electronic structures of MnP using first-principles density functional theory (DFT) with both the conventional collinear WIEN2k code [22] and the non-collinear WIENNCM code [23]. We derive the exchange interactions from collinear calculations and predict correctly the spiral-ferromagnetic-spiral phase transitions with pressure. The results are further compared with non-collinear calculations, which yield all three magnetic phases as a function of pressure. The \mathbf{Q} -vector is found to decrease with pressure for the Spi-c phase until it becomes zero (ferromagnetic) and then increase with pressure for the high pressure Spi-b phase, in good agreement with the overall trend observed in neutron experiment [7]. We further show the coexistence of anisotropic three-dimensional (3D) Fermi surfaces and quasi-one-dimensional (1D) Fermi surfaces, supporting the existence of two types of charge carriers even at all pressures. The quasi-1D Fermi surfaces only exist in the ferromagnetic state and become gapped in the spiral states. Its interplay with the more itinerant 3D charge carriers may be the key to understand the electron pairing of the superconductivity, in resemblance of those in heavy fermion superconductors [24].

2. Computational methods

The electronic structure calculations were carried out with the WIEN2k [22] and WIENNCM [23] packages using full-potential linearized augmented plane-wave and local orbital methods. We took the experimental lattice parameters under pressure as shown in figure 1(b) but with relaxed internal coordinates [8]. The Perdew-Burke-Ernzerhof generalized gradient approximation (GGA) was used for the exchange-correlation functional with 1500 k-point meshes for the whole Brillouin zone [25]. The Muffin-tin radii are set to 2.17 a.u. for Mn and 1.93 a.u. for P according to the high pressure structure. For non-collinear calculations using the WIENNCM code, the Bloch wave function of the spiral spin structure takes the form:

$$\psi_{\mathbf{k}}(\mathbf{r}) = e^{i\mathbf{k}\cdot\mathbf{r}} \begin{pmatrix} e^{-\frac{i\mathbf{Q}\cdot\mathbf{r}}{2}} u_{\mathbf{k}}^{\uparrow}(\mathbf{r}) \\ e^{\frac{i\mathbf{Q}\cdot\mathbf{r}}{2}} u_{\mathbf{k}}^{\downarrow}(\mathbf{r}) \end{pmatrix}, \quad (1)$$

which takes into account the periodicity of both the crystal and spin structures. The computational time is therefore greatly increased compared to the collinear calculations. In either case, the spin-orbital couplings of the Mn-ions are found to be irrelevant.

3. The collinear calculations

Spiral spin structure typically arises from magnetic frustration [26, 27, 28, 29]. In MnP-type compounds, it involves three major exchange interactions between neighboring Mn-ions as shown in figure 2(a) [30], where J_1 and J'_1 are the inter-chain exchange interactions and J_2 is the intra-chain exchange interaction along the Mn zigzag chain. The fourth-nearest-neighbor exchange interaction J_3 is found to be two orders of magnitude smaller in our calculations due to the relatively longer Mn-Mn distance and is therefore neglected in the discussions. The magnetic ground state is then determined by two dimensionless variables, $U = J_1/J_2$ and $V = J'_1/J_2$, which gives a theoretical phase diagram in figure 2(b) [30, 31].

To determine the property of the magnetic ground, we therefore need all three exchange interactions [14, 15]. We consider four different magnetic structures as shown in table 1 and use DFT to calculate their respective energy [32]. The calculations involve a $1\times 1\times 2$ supercell in order to obtain two inter-chain exchange interactions. Using the Heisenberg model $H = -\sum_{i,j} J_{ij} \mathbf{S}_i \cdot \mathbf{S}_j$, we have

$$\begin{aligned} E(F) &= -4J_1S^2 - 4J'_1S^2 - 4J_2S^2 + E_0 \\ E(A) &= -4J_1S^2 - 4J'_1S^2 + 4J_2S^2 + E_0 \\ E(F) &= 4J_1S^2 + 4J'_1S^2 - 4J_2S^2 + E_0 \\ E(A) &= -4J_1S^2 + 4J'_1S^2 + E_0 \end{aligned} \quad (2)$$

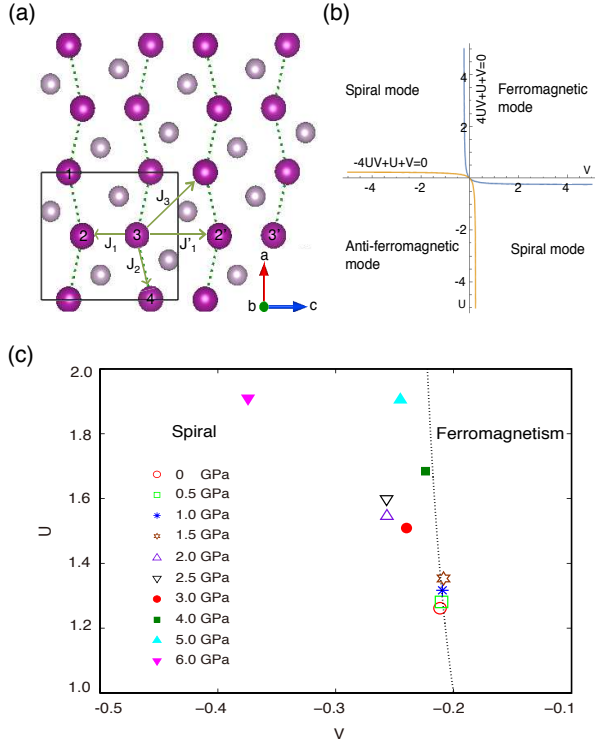


Figure 2. (a) Illustration of the relevant exchange interactions with labeled Mn-ions. (b) The theoretical $U - V$ phase diagram for the magnetic ground state of the Mn-type structure [30, 31]. The lines separate the ferromagnetic, spiral and anti-ferromagnetic states. (c) The calculated U and V on the phase diagram for different pressures.

Mn atom	Mn1	Mn2	Mn3	Mn4	Mn2'	Mn3'
FF	$\uparrow\uparrow$	$\uparrow\uparrow$	$\uparrow\uparrow$	$\uparrow\uparrow$	—	—
AF	$\uparrow\uparrow$	$\uparrow\downarrow$	$\uparrow\downarrow$	$\uparrow\uparrow$	—	—
FA	$\uparrow\uparrow$	$\uparrow\uparrow$	$\uparrow\downarrow$	$\uparrow\downarrow$	—	—
AC	$\uparrow\downarrow$	$\uparrow\uparrow$	$\uparrow\uparrow$	$\uparrow\uparrow$	$\uparrow\downarrow$	$\uparrow\downarrow$

Table 1. Four spin configurations used in the collinear calculations to determine the exchange interactions. The Mn-ions are labeled in figure 1.

where E_0 is the reference energy and S is the magnitude of the Mn-spins.

The resulting values of J_1 , J_1' and J_2 are listed in table 2 for different pressures. We see that J_1 and J_2 are both ferromagnetic, whereas J_1' is antiferromagnetic. The dimensionless ratios, U and V , are then calculated and compared with the theoretical phase diagram in figure 2(c). We find a spiral ground state below 1.0 GPa and above 2.0 GPa, and a ferromagnetic ground state between 1.0 and 2.0 GPa. Above 6 GPa, the magnetic moment of the Mn-ions of all states is found to be suppressed rapidly with pressure, suggesting the transition to a nonmagnetic state [32]. The obtained ranges correspond well with the experimental phase diagram shown in figure 1(a)

P (GPa)	Order	J_1	J_1'	J_2
0.0	Spiral	83.664	-14.022	66.311
0.5	Spiral	84.855	-13.929	66.249
1.0	FM	86.620	-13.783	65.790
1.5	FM	88.290	-13.606	65.245
2.0	Spiral	92.099	-15.269	59.515
2.5	Spiral	94.045	-15.128	58.899
3.0	Spiral	96.250	-15.306	63.791
4.0	Spiral	102.568	-13.628	60.899
5.0	Spiral	109.868	-14.139	57.675
6.0	Spiral	85.068	-16.684	44.559

Table 2. The calculated exchange interactions and the corresponding magnetic state for different pressures. The unit of all exchange interactions is meV.

[8] and seem to be correlated with the nonmonotonic variation of J_1' with pressure. This is a very delicate change. Both the low pressure spiral state and the intermediate ferromagnetic state are close to the phase boundary. The ferromagnetic state becomes the ground state when the ratio $|V| = -J_1'/J_2$ takes its minimum and crosses slightly over the phase boundary. This suggests that both states can be very sensitive to external perturbation [11, 12]. As a matter of fact, μ SR experiment has observed the coexistence of the ferromagnetic and spiral states at intermediate pressures [18]. On the other hand, the high pressure spiral phase seems stable and locates away from the phase boundary in the $U - V$ phase diagram, consistent with the large pressure range of the Spi-b phase [7, 18]. We conclude that the complicated magnetic phase diagram of MnP originates from a delicate competition of the magnetic exchange interactions between neighboring chains.

4. The non-collinear calculations

To determine the detailed structure of the spiral phases, we performed non-collinear calculations using the WIENNCM code. At ambient pressure, we find that the spin rotation between Mn1 and Mn2 (or between Mn3 and Mn4) is about 21° and that between Mn2 and Mn3 is about 2° , both in good agreement with experiment [10]. Our pressure-dependent results are plotted in figure 3, where we compare the energies as a function of $q = |\mathbf{Q}|$ for three spiral structures with different propagation vectors: Spi-a with $\mathbf{Q} = (q, 0, 0)$, Spi-b with $\mathbf{Q} = (0, q, 0)$, and Spi-c with $\mathbf{Q} = (0, 0, q)$. We find that the energy of the Spi-c state increases systematically with increasing pressure, whereas that of the Spi-b state decreases with increasing pressure, possibly owing to the rapidly reduced lattice parameter along the b -axis [8]. Hence below 1.2 GPa, the Spi-c state has the lowest energy, whereas for pressure

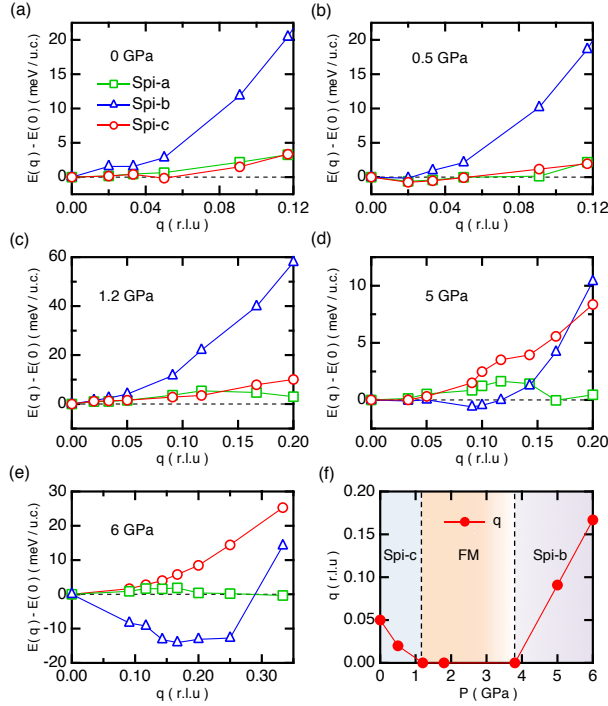


Figure 3. (a-e) The energy difference between three spiral states and the ferromagnetic state ($q = 0$) as a function of the propagation vector $q = |\mathbf{Q}|$ at 0 GPa, 0.5 GPa, 1.2 GPa, 5.0 GPa and 6.0 GPa. $E(0)$ is the energy of the ferromagnetic state calculated using the WIENNCM code. (f) The calculated pressure-dependence of q for the ground state.

above 4 GPa, the Spi-b state has the lowest energy. At intermediate pressures, q reduces to zero and we find a ferromagnetic ground state. Figure 3(f) plots the pressure dependence of q for the ground states. We see that q decreases with increasing pressure in the Spi-c phase, remains zero in a finite pressure range, and then increases with pressure in the Spi-b phase. In neutron experiment, \mathbf{Q} is found to be (0, 0, 0.117) at ambient pressure, (0, 0, 0) at 1.2 GPa, (0, 0.091, 0) at 1.8 GPa and (0, 0.141, 0) at 3.8 GPa [7]. While the overall trend agrees well with our theoretical prediction, there seems to be a systematic mismatch in the pressure range, which may be attributed to the numerical discrepancy of the non-collinear calculations. We also note that the high pressure Spi-b state has a much lower energy compared to the ferromagnetic state, in contrast to the small energy difference (only the order of 1 meV) between the Spi-c state and the ferromagnetic phase at ambient pressure.

5. The electronic structures

The band structures and Fermi surfaces are calculated for both the spiral and ferromagnetic spin structures and compared in figure 4 and figure 5 for both 0

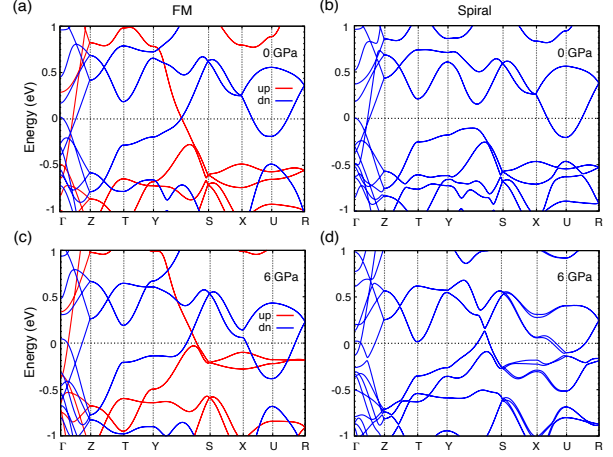


Figure 4. The band structures for the Spi-c and ferromagnetic states at 0 GPa and the Spi-b and ferromagnetic states at 6 GPa.

GPa and 6 GPa. In the ferromagnetic case, the Fermi surfaces consist of both flat Fermi sheets and anisotropic 3D-cylindric Fermi surfaces. The flat Fermi sheets come from the Mn- d_{y^2} orbital in hybridization with the P 3p-orbitals [21, 33, 34]. In the band structures, this corresponds to the two intersecting bands along the Y-S direction. The anisotropic 3D-cylindric Fermi surfaces come from other Mn 3d-orbitals. As discussed previously [21], these special topology of the Fermi surfaces give rise to two different types of charge carriers which coexist in the ferromagnetic state. In the spiral state, the quasi-1D Fermi surfaces are gapped, giving rise to several hole pockets scattered in the Brillouin zone, and the associated charge carriers contribute a major portion to the ordered moments. The gap opening in the spiral phase originates from the magnetic scattering or the folding of the Brillouin zone associated the \mathbf{Q} -vector. No qualitative change is seen at 6 GPa except that the gap locates slightly above the Fermi energy, which indicates that the quasi-1D charge carriers are only partially gapped in the Spi-b phase. Our results could be verified in future measurements of the electronic properties under pressure.

We would like to further comment on the origin of the quasi-1D character of the Mn d_{y^2} -orbital. Our magnetic calculations show that Mn-ions have a magnetic moment of $1.4 \mu_B$ with a $d4\uparrow 2\downarrow$ configuration, indicating a $\text{Mn}^{1+}\text{P}^{1-}$ valence state rather than $\text{Mn}^{3+}\text{P}^{3-}$ [35]. The former is in agreement with recent X-ray photoelectron spectroscopy measurements [34]. In such a case, the P-ions should be treated as zigzag P-P clustering chains containing $[\text{P}_2]^{2-}$ units with strong P-P interaction, instead of isolated P^{3+} anions. We find that it is the P-P anti-bonding states that hybridize with the Mn-Mn bonding states along the b -axis and help to establish the quasi-1D dispersion of

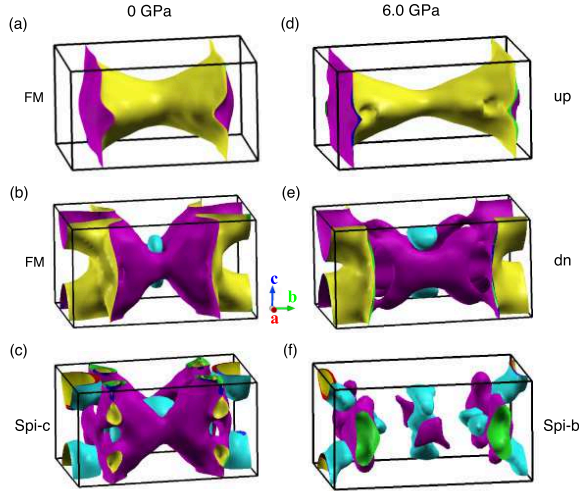


Figure 5. (color online) The Fermi surfaces for the Spi-c and ferromagnetic states at 0 GPa and the Spi-b and ferromagnetic states at 6 GPa.

the Mn $3d_{y^2}$ -bands around the Fermi energy.

6. Conclusion

We have investigated the magnetic ground states using both collinear and non-collinear DFT calculations. We obtain both the spiral phases and the ferromagnetic phase as observed in the neutron experiment and predict correctly the pressure-dependence of the propagation vector. Our results indicate that the complicated magnetic phase diagram of MnP may be explained from the delicate competition between neighboring exchanged interactions. The resulting electronic structures show characteristic quasi-1D Fermi sheets that become partially gapped in the spiral phase. This is a stable feature of the MnP-type structure and remains robust at high pressures. It suggests a two-fluid scenario which may provide an electronic basis for understanding the pairing mechanism of superconductivity at the border of non-collinear magnetism.

Acknowledgments

Y.X. thanks R. Laskowski for providing the non-collinear WIENNCM code. This work was supported by the National Natural Science Foundation of China (Nos. 11522435, 11574377), the State Key Development Program for Basic Research of China (2015CB921303, 2014CB921500), and the Strategic Priority Research Program (B) of the Chinese Academy of Sciences (XDB07020200, XDB07020100). Y.Y. was supported by the Youth Innovation Promotion Association CAS. X.C. was

supported by the Science Challenge Project (Grant No. JCKY2016212A501) and the NSAF (Grant No. U1430117).

References

- [1] Cheng J G, Matsubayashi K, Wu W, Sun J P, Lin F K, Luo J L and Uwatoko Y 2015 *Phys. Rev. Lett.* **114** 117001
- [2] Norman M R 2015 *Physics* **8** 24
- [3] Scalapino D J 2012 *Rev. Mod. Phys.* **84** 1383
- [4] Wu W, Cheng J G, Matsubayashi K, Kong P P, Lin F K, Jin C Q, Wang N L, Uwatoko Y and Luo J L 2014 *Nature Commun.* **5** 5508
- [5] Kotegawa H, Nakahara S, Tou H and Sugawara H 2014 *J. Phys. Soc. Jpn.* **83** 093702
- [6] Chong X Y, Jiang Y H, Zhou R and Feng J 2016 *Sci. Rep.* **6** 21821
- [7] Matsuda M *et al* 2016 *Phys. Rev. B* **93** 100405(R)
- [8] Wang Y S, Feng Y J, Cheng J G, Wu W, Luo J L and Rosenbaum T F 2016 *Nature Commun.* **7** 13037
- [9] Huber E E, JR. and Ridgley D H 1964 *Phys. Rev. A* **135** 1033
- [10] Forsyth J B, Pickart S J and Brown P J 1966 *Proc. Phys. Soc.* **88** 333
- [11] Komatsubara T, Suzuki T and Hirahara E 1970 *J. Phys. Soc. Jpn.* **28** 317
- [12] Yamazaki T, Tabata Y, Waki T, Sato T J, Matsuura M, Ohoyama K, Yokoyama M and Nakamura H 2014 *J. Phys. Soc. Jpn.* **83** 054711
- [13] Felcher G P 1966 *J. Appl. Phys.* **37** 1056
- [14] Yano S, Itoh S, Yokoo T, Satoh S, Kawana D, Kousaka Y, Akimitsu J and Endoh Y 2013 *J. Magn. Magn. Mater.* **347** 33
- [15] Itoh S, Yano S, Yokoo T, Satoh S, Kawana D, Akimitsu J and Yasuo E 2014 *J. Phys.: Conf. Ser.* **502** 012044
- [16] Takeuchi S and Motizuki K 1967 *J. Phys. Soc. Jpn.* **24** 742
- [17] Fan G Z, Zhao B, Wu W, Zheng P and Luo J L 2016 *Sci. China Phys. Mech. Astron.* **59** 657403
- [18] Khasanov R, Amato A, Bonfa P, Guguchia Z, Luetkens H, Morenzoni E, Renzi R De and Zhigadlo N D 2016 *Phys. Rev. B* **93** 180509(R)
- [19] Selte K, Kjekshus A, Valde G and Andresen AF 1976 *Acta Chem. Scand* **A30** 468
- [20] Bonfa P, Onuorah I J and Renzi R De 2016 arXiv:1603.08891
- [21] Zheng P, Xu Y J, Wu W, Xu G, Lv J L, Lin F K, Wang P, Yang Y F and Luo J L 2016 arXiv:1607.02853
- [22] Blaha P, Schwarz K, Madsen G K H, Kvasnicka D and Luitz J 2001 Wien2k, An Augmented Plane Wave plus Local orbital Program for Calculating the Crystal Properties (Technical University of Wien in Austria, ISBN3-9501031-1-2).
- [23] Laskowski R, Madsen G K H, Blaha P and Schwarz K 2004 *Phys. Rev. B* **69** 140408
- [24] Yang Y-F and Pines D 2014 *Proc. Natl. Acad. Sci. USA* **111** 18178
- [25] Perdew J P, Burke K and Ernzerhof M 1996 *Phys. Rev. Lett.* **77** 3865
- [26] J. Kubler. Theory of Itinerant Magnetism 2000 Oxford Science Publications, Clarendon Press, Oxford
- [27] Elliot R and Wedgwood F 1963 *Proc. Phys. Soc.* **81** 846
- [28] Moriya T 1960 *Phys. Rev.* **91** 120
- [29] Dzyaloshinskii I 1958 *J. Phys. Chem. Solids* **4** 241
- [30] Kallel A, Boller H and Bertaut E F 1974 *J. Phys. Chem. Solids* **35** 1139
- [31] Bertaut E F 1962 *J. Appl. Phys.* **33** 1138
- [32] Gercsi Z and Sandeman K G 2010 *Phys. Rev. B* **81** 224426
- [33] Yanase A and Hasegawa A 1980 *J. Phys. C* **13** 1989

- [34] Grosvenor A P, Wik S D, Cavell R G and Mar A 2005 *Inorg. Chem.* **44** 8988
- [35] Tremel W, Hoffmann R and Silvestre J 1986 *J. Am. Chem. Soc.* **108** 5174