

# Primordial perturbations generated by Higgs field and $R^2$ operator

Yun-Chao Wang<sup>1</sup> and Tower Wang<sup>1,\*</sup>

<sup>1</sup>*Department of Physics, East China Normal University,  
Shanghai 200241, China*

(Dated: November 29, 2019)

If the very early Universe is dominated by the non-minimally coupled Higgs field and Starobinsky's curvature-squared term together, the potential diagram would mimic the landscape of a valley, serving as a cosmological attractor. The inflationary dynamics along this valley is studied, model parameters are constrained against observational data, and the isocurvature perturbation is evaluated.

## I. INTRODUCTION

Recent observations of the cosmic microwave background (CMB) radiation [1–3] have acquired more information about the very early Universe. They focused our attention on a smaller region in the  $(n_s, r)$  plane, where  $n_s$  is the scalar spectral index and  $r$  is the tensor-to-scalar ratio, thus giving us more clues to the standard model of slow-roll single-field inflation. Meanwhile, the data also shrunk the parameter space of signatures of new physics, such as the power spectral features, the primordial non-Gaussianities, the residual isocurvature modes, the power asymmetry and the running of spectral index, therefore placing stringent constraints on more complicated inflationary models.

Among typical single-field models of slow-roll inflation, two thrifty models become favored by data and popular recently: the Starobinsky's  $R^2$  inflation [4, 5] and the non-minimally coupled Higgs inflation [6]. In Ref. [4], the  $R^2$  cosmological model was proposed to get a nonsingular isotropic homogeneous picture of the Universe. As a solution to the horizon and flatness problems, the inflationary universe scenario [7–9] is realized often by a scalar field. Both of them are able to generate a perturbation spectrum which may lead to the microwave background anisotropy and the structure formation in the Universe. Interestingly, in the absence of matter, the Starobinsky model is conformally equivalent to the Einstein gravity plus a scalar field [10]. In the same case, it is also equivalent to the large-field model of non-minimally coupled Higgs inflation [6, 11]. Nevertheless, the  $R^2$  inflation and the Higgs inflation can be distinguished observationally by considering their post-inflationary interactions with matter fields [12].

When both a scalar field and a curvature-squared term are effective in driving inflation, inflationary dynamics will be more complicated. To the best of our knowledge, the exploration of such models dates back to three decades ago [13–16]. For instance, Ref. [16] analyzed a specific model of this type where the scalar potential is of the quadratic form. It was found that, in certain conditions, the model can generate two consecutive inflationary stages and a break in the perturbation spectrum. In recent years, there are reviving interests in this class of models, with attention turned to the case of a single inflationary phase, see Refs. [17–21] as a partial list. The model of Ref. [16] was revisited in Ref. [17] under the approximation (10) therein, and in Ref. [18] to the second order in slow-roll parameters. In Refs. [19, 20], inflationary cosmology has been explored in a theory of two scalar fields non-minimally coupled to the Ricci scalar with an extra  $R^2$  term. In Ref. [21], the special case with  $V_H = 0$  was studied analytically and numerically.

In contrast, if one assumes that the Higgs field takes a small value in the very early Universe, then the  $R^2$  term is effective in driving inflation. For this case, it was argued in Ref. [22] that a non-minimal coupling of Higgs field to curvature could alleviate fine-tuning problems of the initial Higgs value, and it was shown in Ref. [23] that the Higgs boson can create a large Wilson coefficient for the  $R^2$  operator.

In this paper, we will study the inflationary dynamics driven by the  $R^2$  term together with a non-minimally coupled Higgs field. In Sec. II, we will write this model in the Einstein frame and illustrate the valley-like potential landscape. In Sec. III, slow-roll inflation in the valley will be analyzed with a single-field approximation. In Sec. IV, we will fit the model parameters with Planck 2015 data, and then demonstrate the precision of cosmological parameters with best-fit models. In Sec. V, we will perform a two-field numerical simulation validating the single-field approximation. A few subtle points of this model will be discussed in Sec. VI. In appendix A, we will develop an analytical method to locate the valley of a two-field potential.

Throughout this paper,  $M_p = (8\pi G)^{-1/2}$  is the reduced Plank mass. The derivatives of potential are denoted by  $V_\phi = dV/d\phi$ ,  $V_\chi = dV/d\chi$ ,  $V_{\phi\phi} = d^2V/d\phi^2$ , etc. Metric and the Ricci tensor are denoted by  $g_{\mu\nu}$ ,  $R_{\mu\nu}$  in the Jordan frame, and  $\tilde{g}_{\mu\nu}$ ,  $\tilde{R}_{\mu\nu}$  in

---

\* Electronic address: twang@phy.ecnu.edu.cn

the Einstein frame. The quantities with a subscript star are evaluated at Hubble crossing  $k = a_* H_*$ , and the quantities with a subscript  $e$  are evaluated at the end of inflation.

## II. BIRD VIEW

The full action of Higgs inflation model [6] augmented with an  $R^2$  term can be written as

$$\begin{aligned} \mathcal{S} &= \int d^4x \sqrt{-g} \left[ \frac{M_p^2}{2} R + \frac{1}{2} \xi \chi^2 R + \frac{M_p^2}{12M^2} R^2 - \frac{1}{2} g^{\mu\nu} \partial_\mu \chi \partial_\nu \chi - \frac{1}{4} \lambda (\chi^2 - v^2)^2 \right] \\ &= \int d^4x \sqrt{-\tilde{g}} \left[ \frac{M_p^2}{2} \tilde{R} - \frac{1}{2} \tilde{g}^{\mu\nu} \partial_\mu \phi \partial_\nu \phi - \frac{1}{2} e^{-\sqrt{\frac{2}{3}} \phi / M_p} \tilde{g}^{\mu\nu} \partial_\mu \chi \partial_\nu \chi - V(\phi, \chi) \right]. \end{aligned} \quad (1)$$

As an important example, one can have in mind that  $\chi$  is the Higgs boson in the standard model of particle physics [24, 25], but our discussion will be quite general for scalars with a quartic potential term. From now on, we assume  $v^2 \ll \chi^2$  during inflation and thus set the parameter  $v^2$  to zero. Then the potential in the Einstein frame is

$$V(\phi, \chi) = \frac{3}{4} M_p^2 M^2 e^{-2\sqrt{\frac{2}{3}} \phi / M_p} \left( e^{\sqrt{\frac{2}{3}} \phi / M_p} - 1 - \frac{1}{M_p^2} \xi \chi^2 \right)^2 + \frac{1}{4} \lambda \chi^4 e^{-2\sqrt{\frac{2}{3}} \phi / M_p}. \quad (2)$$

The Jordan and Einstein frames are related by the conformal transformation  $\tilde{g}_{\mu\nu} = F g_{\mu\nu}$  with

$$F = 1 + \frac{1}{M_p^2} \xi \chi^2 + \frac{1}{3M^2} R = e^{\sqrt{\frac{2}{3}} \phi / M_p}. \quad (3)$$

This model provides a unification of the Starobinsky inflation and Higgs inflation. One can go back to the Higgs model by imposing the constraint

$$e^{\sqrt{\frac{2}{3}} \phi / M_p} = 1 + \frac{1}{M_p^2} \xi \chi^2 \quad (4)$$

and the Starobinsky model by

$$\chi = 0. \quad (5)$$

To get a bird view, we present a 3D diagram of potential (2) in Fig. 1. It mimics a valley landscape. On the steep side of the valley, the trajectory of Higgs inflation (4) is highlighted by a green line like a thin stratum in the cliff. On the other side, the trajectory of Starobinsky inflation (5) is marked with a red curve along the convex bank akin to a point bar. According to these features in the landscape, we can name the green trajectory (4) as Higgs stratum, and the red trajectory (5) as Starobinsky bar. Apparently, in the full landscape neither the Higgs stratum nor the Starobinsky bar is an attractive track to run inflation. Instead, the valley itself can serve as a natural route for inflatons.

The potential function (2) depends on three independent parameters  $M$ ,  $\xi$ ,  $\lambda$ . In Fig. 1, we have varied only the value of  $M_p^2 \lambda / (3M^2 \xi^2)$ , but locked the parameters  $M$ ,  $\xi$  into the normalization of  $V$  and  $\chi$  respectively. This can be understood by reforming Eq. (2) into

$$\frac{4}{3M_p^2 M^2} V(\phi, \chi) = e^{-2\sqrt{\frac{2}{3}} \phi / M_p} \left\{ \left[ e^{\sqrt{\frac{2}{3}} \phi / M_p} - 1 - \left( \frac{\sqrt{\xi} \chi}{M_p} \right)^2 \right]^2 + \frac{M_p^2}{3M^2} \frac{\lambda}{\xi^2} \left( \frac{\sqrt{\xi} \chi}{M_p} \right)^4 \right\}. \quad (6)$$

Clearly, the parameter  $M$  controls the scale of potential diagrams in the  $V$ -direction, and  $\xi$  plays a similar role in the  $\chi$ -direction. The effect of  $M_p^2 \lambda / (3M^2 \xi^2)$  on the diagram is nontrivial. Displayed in Fig. 1, as the value of  $M_p^2 \lambda / (3M^2 \xi^2)$  decreases, the valley gets deeper transversely and closer to the Higgs stratum, but in the longitudinal direction, it becomes flatter. If  $M_p^2 \lambda / (3M^2 \xi^2) \ll 1$ , the cliff will be straight, and the yellow line will overlap with the green line, restoring Higgs inflation. When  $M_p^2 \lambda / (3M^2 \xi^2) \gg 1$ , the valley will form a deep V around the Starobinsky bar, and the yellow line will approach the red curve, recovering Starobinsky inflation.<sup>1</sup>

In the following, we will locate the valley and study inflationary dynamics along it. Since the potential possesses a reflection symmetry under  $\chi \leftrightarrow -\chi$ , we will focus on the case  $\chi > 0$  without loss of generality.

<sup>1</sup> Fig. 1 here resembles Fig. 2 of Ref. [26] intriguingly. The only difference is that the potential Eq. (22) in Ref. [26], from which that figure was drawn, is an even function of both  $\phi$  and  $F$ . Probably the difference can be attributed to a dilaton involved in Ref. [26].

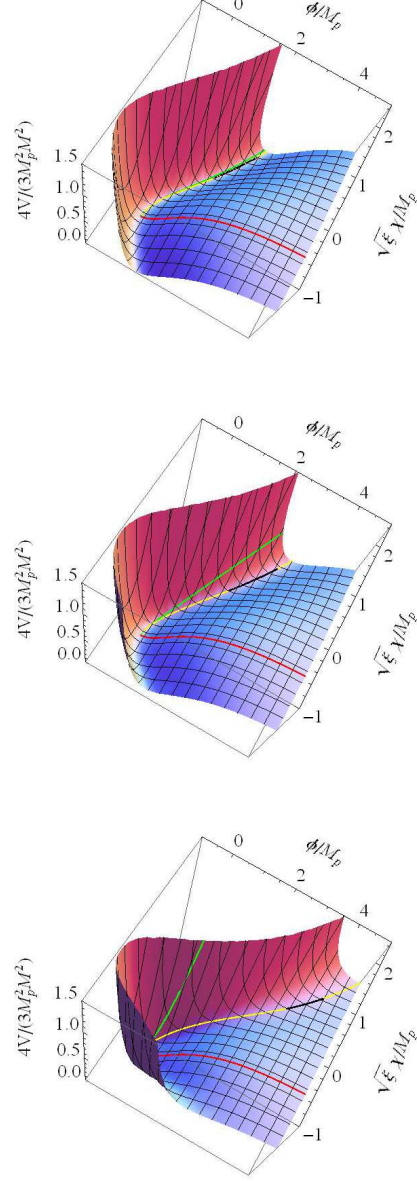


Figure 1. (color online). The 3D diagram of potential (2). We set concretely  $M_p^2 \lambda / (3 M^2 \xi^2) = 1/9, 1, 9$  from top to bottom, but the existence of valley-like landscape is robust to parameter variation. With  $M_p^2 \lambda / (3 M^2 \xi^2)$  fixed, varying  $M$  and  $\xi$  is equivalent to rescaling the  $V$ -direction and  $\chi$ -direction respectively. Green, red, yellow trajectories are drawn respectively from Eqs. (4), (5), (7). The black thick line in the valley is the field trajectory simulated in Sec. V from equations of motion, starting from a large value of  $\sqrt{\xi} \chi / M_p$  and terminating at  $\sqrt{\xi} \chi / M_p = \sqrt{2}$ .

### III. INFLATION ALONG THE VALLEY

Model (1) is a good example of non-canonical two-field inflation, which can be handled numerically or semi-analytically along the way of Refs. [27–29]. However, we will take a shortcut in the current and next sections. The two-field treatment will be postponed to Sec. V.

In appendix A, we propose a method to locate the valley of potential in curved two-field spaces. Applied to model (1), it yields the equation of valley

$$\left( V_\phi^2 - e^{\sqrt{\frac{2}{3}} \phi / M_p} V_\chi^2 \right) V_{\phi\chi} = V_\phi V_\chi \left( V_{\phi\phi} - e^{\sqrt{\frac{2}{3}} \phi / M_p} V_{\chi\chi} \right) + \frac{1}{\sqrt{6} M_p} e^{\sqrt{\frac{2}{3}} \phi / M_p} V_\chi^3. \quad (7)$$

When potential  $V(\phi, \chi)$  takes the form (2), thanks to the cancellation of higher order terms, this equation turns out a cubic equation with respect to  $e^{-\sqrt{\frac{2}{3}}\phi/M_p}$ . The coefficients in this cubic equation are lengthy polynomials of  $\chi$ . The cubic equation has three roots, corresponding to three branches or candidates of valley. Plotting them in the potential diagram, we find only one root coincides with the valley. This is not surprising, because the valley equation (A9) is a *necessary* condition for valley. We pick this root as the track for inflation, and depict it with a yellow curve in Fig. 1. Although the expression of this “yellow” root is very complicated, we can still manipulate it numerically, or expand it in series analytically when  $\chi^2 \ll M_p^2$  or  $\chi^2 \gg M_p^2$ . In this section, we will make use of the series expansion to derive some analytical results, whose error will be assessed in Sec. IV by higher-order terms numerically. Fortunately, after series expansion in terms of  $\chi/M_p$  or  $M_p/\chi$ , the coefficients of this yellow root have rational expressions, while the other two roots have irrational coefficients.

If inflatons roll in the valley with a negligible isocurvature perturbation, we can substitute the yellow root of Eq. (7) into action (1) to eliminate the dependence on  $\phi$ . For small values of  $\chi$ , namely  $\chi^2 \ll M_p^2$ , we obtain<sup>2</sup>

$$\mathcal{S} \approx \int d^4x \sqrt{-\tilde{g}} \left\{ \frac{M_p^2}{2} \tilde{R} - \frac{1}{2} \left[ 1 + \frac{1}{M_p^2} \xi (6\xi - 1) \chi^2 + \dots \right] \tilde{g}^{\mu\nu} \partial_\mu \chi \partial_\nu \chi - \frac{1}{4} \lambda \chi^4 \left( 1 - \frac{2}{M_p^2} \xi \chi^2 + \dots \right) \right\}, \quad (8)$$

in which we have kept the leading-order and next-to-leading-order terms, while ellipses denote higher order terms in  $\chi^2$ . The leading order term dominates at  $\chi^2 \ll M_p^2$  if  $\xi$  is of order one. Then the model reduces to a canonical scalar field with the quartic potential, which at the  $\chi^2 \ll M_p^2$  case cannot support slow-roll inflation.

The rest of this paper will be confined to the regime of large  $\chi$ , namely  $\chi^2 \gg M_p^2$ . In this regime, after substituting the yellow root of Eq. (7), we can rewrite the action (1) in the kinetic formulation [30] as

$$\begin{aligned} \mathcal{S} &= \int d^4x \sqrt{-\tilde{g}} \left[ \frac{M_p^2}{2} \tilde{R} - \frac{1}{2} K(\rho) \tilde{g}^{\mu\nu} \partial_\mu \rho \partial_\nu \rho - V(\rho) \right] \\ &= \int d^4x \sqrt{-\tilde{g}} \left[ \frac{M_p^2}{2} \tilde{R} - \frac{M_p^2}{2} \left( \frac{a_2}{\rho^2} - \frac{a_1}{\rho} + a_0 - b_1 \rho + \dots \right) \tilde{g}^{\mu\nu} \partial_\mu \rho \partial_\nu \rho - V_0 (1 - c_1 \rho + c_2 \rho^2 - c_3 \rho^3 + c_4 \rho^4 + \dots) \right] \end{aligned} \quad (9)$$

where  $\rho = M_p^2/\chi^2$ , and ellipses represent higher order terms in  $\rho$ . Here the leading-order (LO) terms are dictated by

$$V_0 = \frac{M_p^4}{4} \frac{\lambda \Lambda}{\xi^2}, \quad a_2 = \frac{\Lambda + 6\xi}{4\xi}, \quad c_1 = \frac{2\Lambda}{\xi}. \quad (10)$$

For convenience, we have used the notation

$$\Lambda = \left( 1 + \frac{M_p^2}{3M^2} \frac{\lambda}{\xi^2} \right)^{-1} \quad (11)$$

which is not greater than one

$$\Lambda \leq 1. \quad (12)$$

The coefficients of next-to-leading-order (NLO) terms can be expressed by  $\Lambda$  and  $\xi$  as

$$\begin{aligned} a_1 &= \frac{\Lambda [\Lambda(2\Lambda - 1) + 6(5\Lambda - 2)\xi + 72\xi^2]}{4\xi^2(\Lambda + 6\xi)}, \\ c_2 &= \frac{\Lambda^2 [\Lambda(4\Lambda - 1) + 12(4\Lambda - 1)\xi + 108\xi^2]}{\xi^2(\Lambda + 6\xi)^2}. \end{aligned} \quad (13)$$

The next-to-next-to-leading-order (NNLO) coefficients are

$$\begin{aligned} a_0 &= \frac{\Lambda^2}{4\xi^3(\Lambda + 6\xi)^3} [\Lambda^3(4\Lambda - 3) + 3\Lambda(41\Lambda^2 - 28\Lambda - 1)\xi + 36(31\Lambda^2 - 20\Lambda + 1)\xi^2 + 432(8\Lambda - 3)\xi^3 + 3888\xi^4], \\ c_3 &= \frac{4\Lambda^3}{\xi^3(\Lambda + 6\xi)^4} [\Lambda^3(2\Lambda - 1) + 24\Lambda^2(2\Lambda - 1)\xi + 9(43\Lambda^2 - 20\Lambda + 1)\xi^2 + 108(11\Lambda - 3)\xi^3 + 1296\xi^4]. \end{aligned} \quad (14)$$

---

<sup>2</sup> Keep in mind that we have assumed  $v^2 \ll \chi^2$  in Eq. (1), which demands  $v^2 \ll M_p^2$  in the present case.

The structure of these coefficients suggests that the series in Eq. (9) will be divergent if  $\rho/\xi > 1$ . For this reason, let us confine our discussion to the region

$$\frac{\rho}{\xi} < \frac{1}{2} \quad (15)$$

until the end of inflation. In our analytical results, we will keep the LO, NLO and NNLO terms in the  $\rho/\xi$  expansion. The next-to-next-to-next-to-leading-order (NNNLO) terms are cumbersome, so they will be omitted in analytical formulae and most numerical results unless otherwise specified. To make the NNLO approximation reliable, we will assume that the NNNLO corrections are smaller than the ordinary slow-roll corrections. In other words, we suppress the NNNLO relative error to less than one percent level

$$\left(\frac{\rho}{\xi}\right)^3 < 0.01. \quad (16)$$

It is easy to check that Eq. (15) is looser than this condition.

For succinctness and explicitness, we introduce the *effective* e-folding number

$$\mathcal{N} = \frac{a_2}{\rho c_1} = \frac{\Lambda + 6\xi}{8\Lambda\rho} \quad (17)$$

which indicates that the small- $\rho$  expansion is equivalent to a large- $\mathcal{N}$  expansion

$$\frac{\rho}{\xi} = \frac{\Lambda + 6\xi}{8\mathcal{N}\xi\Lambda}. \quad (18)$$

The right hand side becomes roughly  $1/(\mathcal{N}\Lambda)$  if  $\Lambda/\xi \leq 1$ , and tends to  $1/(8\mathcal{N}\xi)$  when  $\Lambda/\xi \gg 1$ . With the aid of Eq. (18), one can rewrite Eqs. (15), (16) as

$$\frac{\Lambda + 6\xi}{8\mathcal{N}\xi\Lambda} < \frac{1}{2}, \quad \left(\frac{\Lambda + 6\xi}{8\mathcal{N}\xi\Lambda}\right)^3 < 0.01. \quad (19)$$

Together with Eq. (12), they set the theoretical consistency conditions to our analytical study in this paper. The notation  $\mathcal{N}$  should not be confused with the conventional *physical* e-folding number  $N = \ln(a_e/a)$ . They are related by

$$\begin{aligned} N &\simeq \int_{\rho_e}^{\rho} \frac{KV}{M_p^2 V_\rho} d\rho \\ &\approx \mathcal{N} - \frac{a_2}{\rho_e c_1} + \frac{3}{4} \ln \frac{\rho}{\rho_e} + \frac{3\Lambda [(5\Lambda^2 - 2\Lambda - 1) + 12(3\Lambda - 1)\xi + 72\xi^2]}{8(\Lambda + 6\xi)^2} \left( \frac{\rho}{\xi} - \frac{\rho_e}{\xi} \right) \\ &= \mathcal{N} - \frac{\Lambda + 6\xi}{4\Lambda\xi} + \frac{3}{4} \ln \frac{\Lambda + 6\xi}{4\mathcal{N}\Lambda\xi} + \frac{3\Lambda [(5\Lambda^2 - 2\Lambda - 1) + 12(3\Lambda - 1)\xi + 72\xi^2]}{8(\Lambda + 6\xi)^2} \left( \frac{\Lambda + 6\xi}{8\mathcal{N}\Lambda\xi} - \frac{1}{2} \right). \end{aligned} \quad (20)$$

In the last line, we have assumed that the inflation stops at  $\rho_e/\xi = 1/2$  in accordance with Eq. (15). The quantities with a subscript  $e$  are evaluated at the end of inflation. We always use  $\simeq$  to denote equivalence up to terms suppressed by the slow-roll parameter  $\epsilon = -\dot{H}/H^2$ , and use  $\approx$  to denote equivalence up to NNNLO terms in the  $\rho/\xi$  expansion.

Following Ref. [30], one can calculate amplitude of curvature power spectrum, the scalar spectral index and the tensor-to-scalar ratio order by order in  $\rho$ , or equivalently in  $1/\mathcal{N}$ . After straightforward computation accurate to NNLO terms, we find

they are given by

$$A_s \simeq \frac{KV^3}{12\pi^2 M_p^6 V_\rho^2} \approx \frac{\mathcal{N}^2 \lambda \Lambda}{12\pi^2 \xi (\Lambda + 6\xi)} - \frac{\mathcal{N} \lambda \Lambda [\Lambda + 6(\Lambda + 2)\xi + 72\xi^2]}{96\pi^2 \xi^2 (\Lambda + 6\xi)^2} + \frac{\lambda \Lambda}{768\pi^2 \xi^3 (\Lambda + 6\xi)^3} [\Lambda^2 + 3\Lambda(5\Lambda^2 + 7)\xi + 36(7\Lambda^2 + 3\Lambda + 2)\xi^2 + 432(4\Lambda + 1)\xi^3 + 3888\xi^4], \quad (21)$$

$$n_s - 1 \simeq -\frac{M_p^2 K_\rho V_\rho}{K^2 V} - \frac{3M_p^2 V_\rho^2}{KV^2} + \frac{2M_p^2 V_{\rho\rho}}{KV} \approx -\frac{2}{\mathcal{N}} - \frac{\Lambda + 6(3\Lambda + 2)\xi + 144\xi^2}{8\mathcal{N}^2 \xi (\Lambda + 6\xi)} + \frac{1}{64\mathcal{N}^3 \xi^2 (\Lambda + 6\xi)^2} [\Lambda^2 + 6\Lambda(10\Lambda^2 - 5\Lambda + 2)\xi + 36(21\Lambda^2 - 9\Lambda - 1)\xi^2 + 216(13\Lambda - 8)\xi^3], \quad (22)$$

$$r \simeq \frac{8M_p^2 V_\rho^2}{KV^2} \approx \frac{12}{\mathcal{N}^2} \left(1 + \frac{\Lambda}{6\xi}\right) + \frac{\Lambda(1 - 2\Lambda) + 6(2 - 3\Lambda)\xi}{4\mathcal{N}^3 \xi^2} + \frac{1}{32\mathcal{N}^4 \xi^3 (\Lambda + 6\xi)} [\Lambda^3(4\Lambda - 3) + 3\Lambda(23\Lambda^2 - 20\Lambda + 1)\xi + 36(9\Lambda^2 - 10\Lambda + 2)\xi^2]. \quad (23)$$

As mentioned above, in this paper, we will impose the condition (16) so that the NNNLO corrections are smaller than the ordinary slow-roll corrections. The NNNLO terms are not shown here, but they will be evaluated numerically in Sec. IV to confirm that their corrections are less than one percent.

In the leading order, Eqs. (21), (22), (23) have the same behavior as  $\alpha$ -attractors [31–33],<sup>3</sup>

$$A_s = \frac{\mathcal{N}^2 \lambda \Lambda}{12\pi^2 \xi (\Lambda + 6\xi)}, \quad n_s - 1 = -\frac{2}{\mathcal{N}}, \quad r = \frac{12\alpha}{\mathcal{N}^2}, \quad \alpha = 1 + \frac{\Lambda}{6\xi}. \quad (24)$$

Remarkably, when  $\Lambda/\xi \gg 1$ , a large tensor mode can be generated in this model. However,  $\Lambda/\xi$  cannot take an arbitrary large value. It is bounded by the theoretical consistency conditions Eqs. (12), (15) and (16). In order to get a simple estimation to the bound, we reduce Eqs. (12), (19) in the  $\Lambda/\xi \gg 1$  limit. They are combined to give  $\Lambda/\xi \leq 1.72\mathcal{N}\Lambda < 1.72\mathcal{N}$ , that is

$$6\alpha \lesssim 1.72\mathcal{N}, \quad r \lesssim 1.72(1 - n_s), \quad (25)$$

imposing an upper bound on the tensor mode. Here we have inserted  $8\sqrt[3]{0.01} \approx 1.72$  and Eq. (24). As a LO estimation, such an upper bound value is encouraging, for it is close to the precision of ongoing CMB observations. In the coming section, a large  $r$  of the same order will be found in the accurate NNLO simulations.

We mention two special cases in passing. First, in the limit  $M_p^2/M^2 \rightarrow 0$ , if  $\xi \gg 1$ , then Eq. (24) tends to the result of Higgs model,

$$A_s = \frac{N^2}{72\pi^2 M_p^2} \frac{\lambda}{\xi^2}, \quad n_s = 1 - \frac{2}{N}, \quad r = \frac{12}{N^2}. \quad (26)$$

Second, for the special case  $\xi = 1$ , if  $\Lambda \ll 1$ , it is better to end the inflation at  $\rho_e \Lambda = 1/2$ . This yields the leading-order result

$$A_s = \frac{N^2 M^2}{24\pi^2 M_p^2}, \quad n_s = 1 - \frac{2}{N}, \quad r = \frac{12}{N^2} \quad (27)$$

the same as the predictions of Starobinsky model. Note in both cases, the difference between effective e-folding number and physical e-folding number is small

$$N \sim \mathcal{N} - \frac{3}{2} + \frac{3}{4} \ln \frac{3}{2\mathcal{N}} \sim \mathcal{N}. \quad (28)$$

---

<sup>3</sup> For a recent development, see Ref. [34] and references therein.



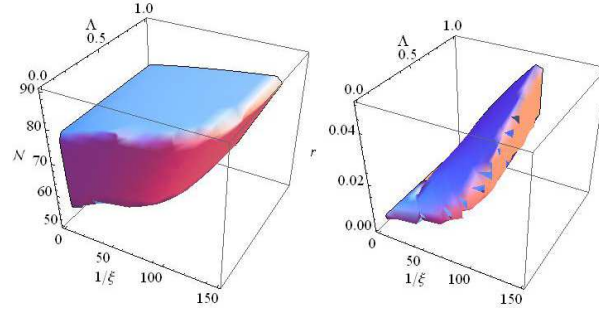


Figure 2. (color online). Observational and theoretical constraints on parameters  $\Lambda$ ,  $\xi$ ,  $\mathcal{N}$  in the left panel, and on parameters  $\Lambda$ ,  $\xi$ ,  $r$  in the right panel. We impose the 68% C.L. limits on  $n_s$  and the 95% C.L. limit on  $r_{0.002}$  from Planck 2015 results [2] through the NNLO Eqs. (22), (23). The condition  $A_s/\lambda > 0$  is imposed as well through the NNLO Eq. (21). Theoretical constraints are Eqs. (12), (15), (16). The allowed 3D parameter space is enclosed in the colored chunk. The small rips in the right panel are caused by numerical errors in our simulation.

From the LO Eq. (24), one can deduce that  $A_s r = \lambda \Lambda / (6\pi^2 \xi^2)$ . By this equality and Eq. (30) from Planck 2015 results [2], we obtain a rough bound

$$\frac{3\xi^2}{\lambda} + \frac{M_p^2}{M^2} = \frac{1}{2\pi^2 A_s r} > 2.14 \times 10^8. \quad (29)$$

As indicated by this bound, fine-tuning is unavoidable in viable models. One has to tune either the Higgs couplings just as usually done in Higgs inflation model, or the coefficient of  $R^2$  term like Starobinsky model. Or both.

#### IV. COMPARISON WITH OBSERVATIONAL DATA

Eqs. (22), (23) connect three model parameters  $\Lambda$ ,  $\xi$ ,  $\mathcal{N}$  to two cosmological parameters  $n_s$ ,  $r$ , while Eq. (21) involves two more parameters  $\lambda$  and  $A_s$ . The model parameters  $\Lambda$ ,  $\xi$ ,  $\mathcal{N}$  are limited by theoretical consistency conditions (12), (19). With regard to cosmological parameters, the 68% C.L. limits on  $A_s$ ,  $n_s$  and the 95% C.L. limit on  $r_{0.002}$  from Planck 2015 results [2] are

$$10^9 A_s = 2.139 \pm 0.063, \quad n_s = 0.9677 \pm 0.0060, \quad r_{0.002} < 0.114. \quad (30)$$

Firstly, these limits can be combined to constrain our model parameters. Secondly, if we set the NNLO values of  $A_s$ ,  $n_s$  to their best-fit values, then relations between other parameters can be made visible. What is more, replacing the left hand side of Eqs. (21), (22) with the best-fit values, we can numerically compare the LO, NLO, NNLO, NNNLO results of  $A_s$ ,  $n_s$ ,  $r$ .

Although the full model-parameter space  $(\Lambda, \xi, \mathcal{N}, \lambda)$  is 4-dimensional, the last parameter  $\lambda$  can be easily disentangled, because it enters in observational and theoretical conditions through exclusively Eq. (21). Combining observational constraints (30) with theoretical constraints (12), (19), we derived the allowed space of model parameters  $\Lambda$ ,  $\xi$ ,  $\mathcal{N}$ . It is depicted by the colored chunk in the left panel of Fig. 2. Subject to the same constraints, the allowed space of parameters  $\Lambda$ ,  $\xi$ ,  $r$  is depicted by the colored chunk in the right panel of Fig. 2. The NNLO upper bound on  $r$ , which can be seen from the right panel, is not far from our LO estimation Eq. (25).

With  $A_s$ ,  $n_s$  fixed to the best-fit values, the relations between other parameters will be simplified. In this situation, the allowed region of  $(\Lambda, \xi)$  is painted in the upper-left panel of Fig. 3. In the allowed region, the other panels of Fig. 3 exhibit how parameters  $\lambda$ ,  $\mathcal{N}$ ,  $r$  depend on  $\Lambda$  and  $\xi$  according to Eqs. (21), (22), (23). The lower panels are nothing else but the cross-section of the chunks in Fig. 2 at  $n_s = 0.9677$ .

When drawing Figs. 2 and 3, we have taken the theoretical restrictions (12), (19) into account, while Eq. (19) is equivalent to Eqs. (15), (16). As an aside, we find the restriction on  $(\Lambda, \xi)$  comes mainly from Eq. (16). We have tried to replace the right hand side of Eq. (16) with  $1/8$ , and found the lower bound on  $\Lambda$  is relaxed to about 0.024, while the upper bound for  $1/\xi$  goes to around 275.

The above simulations are based on the NNLO Eqs. (21), (22), (23). In the following, we will set the NNLO values of  $A_s$ ,  $n_s$  to their best-fit values again, and numerically evaluate the LO, NLO, NNLO contributions to Eqs. (21), (22), (23) as well as their NNNLO terms. The results are presented in Fig. 4. As three typical subcases, from top to bottom we assign  $\Lambda = 0.9, 0.5, 0.1$  in this figure. The results converge quickly as we go to higher orders. Especially, as we have expected, the relative error induced by NNNLO terms is less than one percent.

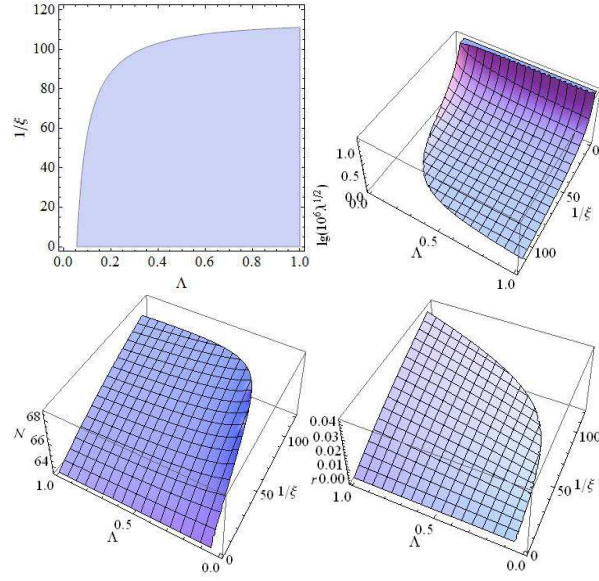


Figure 3. (color online). Observational and theoretical constraints on parameters  $\Lambda$ ,  $\xi$ ,  $\lambda$ ,  $\mathcal{N}$ ,  $r$ . We impose the best-fit values of  $A_s$ ,  $n_s$  and the 95% C.L. limit on  $r_{0.002}$  from Planck 2015 results [2] through the NNLO Eqs. (21), (22), (23). Theoretical constraints are Eqs. (12), (15), (16). The allowed region of  $(\Lambda, \xi)$  is painted blue in the upper-left panel. The surfaces in upper-right, lower-left, lower-right panels depict the dependence of  $\lambda$ ,  $\mathcal{N}$ ,  $r$  respectively on  $\Lambda$  and  $\xi$ .

## V. ISOCURVATURE PERTURBATION

In Sec. III, by inserting the root of Eq. (7) into the action, we have implicitly assumed that both background fields and their perturbations evolve along the valley. This means we have ignored isocurvature perturbation transverse to the valley. Through numerical simulations, here we will show that the isocurvature perturbation is indeed ignorable in contrast to curvature perturbation.

To run the numerical algorithm, we should assign the values of model parameters, the initial values and initial velocities of fields. On the one hand, by definition of the effective e-folding number Eq. (17), the initial value of  $\chi$  is dictated by

$$\mathcal{N} = \frac{1}{8M_p^2} \chi_*^2 \left( 1 + 6\xi + \frac{2M_p^2 \lambda}{M^2 \xi} \right), \quad (31)$$

where  $\mathcal{N}$  and  $\chi_*$  are evaluated at Hubble crossing. Given model parameters, one can determine the initial values of  $\chi$ ,  $\phi$  from this relation and the equation of valley (7). Then the initial velocities  $\dot{\chi}$ ,  $\dot{\phi}$  can be derived from the equations of motion in slow roll. On the other hand, with  $n_s$  and  $A_s$  set at their best-fit values, the inflation model involves four parameters  $\mathcal{N}$ ,  $M$ ,  $\lambda$ ,  $\xi$  constrained by two equalities (21), (22). Therefore, two more equalities are in demand. In our numerical simulations, we will set  $\xi = 0.01$  and  $M_p^2 \lambda / (3M^2 \xi^2) = 1$ .

After setting model parameters and initial conditions above, we run our numerical algorithm as in Ref. [29] and generate the power spectra in Fig. 5. In the right panel, it is clear that the isocurvature perturbation is significantly suppressed and decaying in the epoch of inflation. This is in accordance with our single-field approximation in Sec. III.

Fixing other parameters as above, the trajectory of fields  $\chi$ ,  $\phi$  is also simulated for  $M_p^2 \lambda / (3M^2 \xi^2) = 1/9, 1, 9$ , see the black thick line in Fig. 1. It is indistinguishable from the yellow line drawn from Eq. (7).

## VI. DISCUSSION

Combining the Higgs inflation model and the Starobinsky's  $R^2$  inflation model together, we have found that there is a cosmological attractor for inflation. It is situated in a valley of the potential landscape, deviating often from both the Higgs inflation trajectory and the Starobinsky inflation trajectory. Along the valley, slow-roll inflation takes place in the large field regime. The single-field approximation is powerful in analyzing this model and predicts  $n_s$ ,  $r$  with similar behaviors to  $\alpha$ -attractors. We are waiting for the observational constraint on  $r$  in the near future.

In two-field inflation models, the isocurvature perturbation usually works as a source term for curvature perturbation on super-horizon scales. In this paper, such effects are suppressed by restricting inflatons to the valley, or technically, by putting inflatons



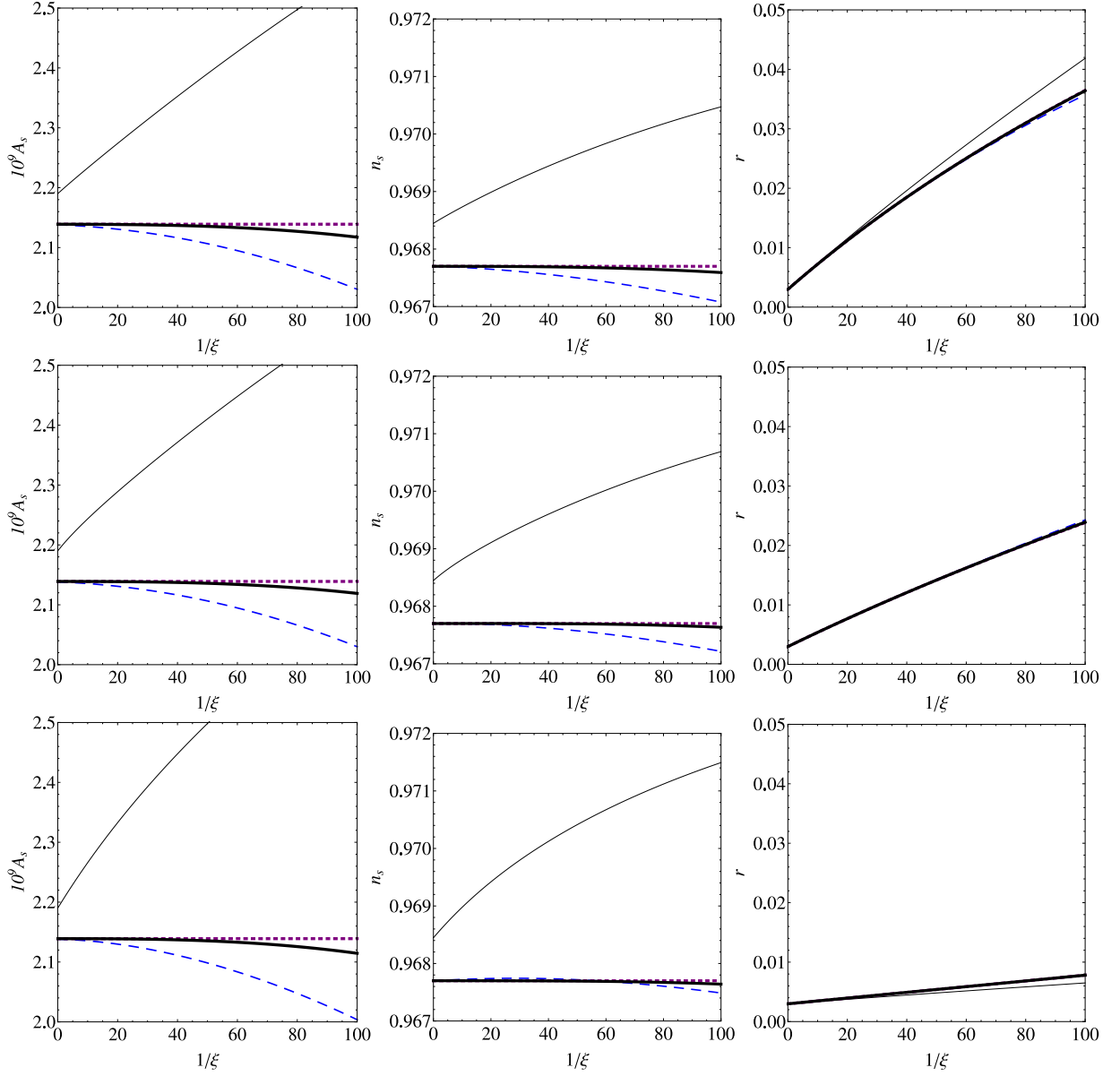


Figure 4. (color online). The LO, NLO, NNLO, NNNLO values of cosmological parameters  $A_s$ ,  $n_s$ ,  $r$  in a interval of  $\xi$ . We set  $\Lambda = 0.9, 0.5, 0.1$  from top to bottom panels, and replace the left hand side of NNLO Eqs. (21), (22) with the best-fit values from Planck 2015 results [2]. In all panels, the thin solid lines, blue dashed lines, purple dotted lines and thick solid lines depict the results accurate to LO, NLO, NNLO, NNNLO accordingly. As indicated by the differences between purple dotted lines and thick solid lines, the NNNLO relative error is less than one percent.

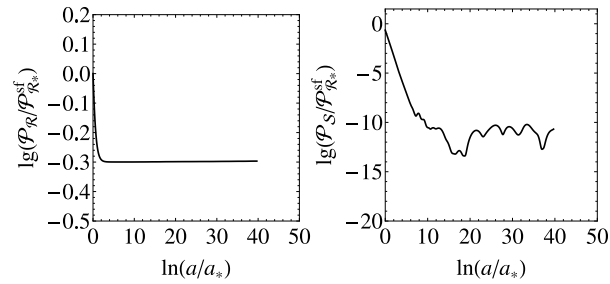


Figure 5. The power spectra of curvature perturbation (left panel) and isocurvature perturbation (right panel). Initial conditions and model parameters are assigned in Sec. V. The quantities with a subscript star are evaluated at Hubble crossing  $k = a_* H_*$ .

at a slow-roll position inside the valley initially. With initial conditions of this sort, the single-field approximation is valid. It would be interesting to go beyond the single-field approximation by starting with different initial conditions [35–38].

In appendix A, we proposed a method to analytically locate the valley of potential in curved field spaces. It works well in the model we studied here. It would be interesting to test or improve this method in more complicated models [26, 39–44].

**Note added:** Soon after this paper appeared on the arXiv, Ref. [45] appeared, studying also the model (1). A comparison is compulsory here. Ref. [45] is restricted to background dynamics, especially the small kinetic mixing case ( $h \lesssim M_P$ , or in our notations  $\chi \lesssim M_P$ ). The theme of our paper is the valley-like landscape and the  $\alpha$ -attractor-like primordial perturbations. Our paper paid more attention to cosmological parameters, but overlooked the cut-off scale, the perturbativity of the quantum field theory and the cases of metastable electroweak vacuum. Ref. [45] paid more attention to constraints from theory of particle physics, but omitted the cosmological perturbations, the primordial power spectra and the tensor-to-scalar ratio. Even in studying the background dynamics, the approaches are different. Ref. [45] deals with a two-field system under the small kinetic mixing assumption. We transform the model into a one-field system with the help of the valley equation, and then study the system by series expansion.

## ACKNOWLEDGMENTS

This work is supported by the National Natural Science Foundation of China (Grant Nos. 11105053 and 91536218). We are grateful to Jia-Yin Shen for enlightening discussions and the referee for pushing us to higher precision. T. W. is indebted to Shi-Ying Cai for encouragement and support.

## Appendix A: Exploring the valley

To pave the way for studying inflation along the valley, we have to answer the question of what and where the valley is. This can be raised as a mathematical problem: for a 2-dimensional surface  $z = V(x, y)$  in the 3-dimensional curved space

$$ds^2 = h_{ab}(x, y)dx^a dx^b + dz^2 \quad (\text{A1})$$

with  $x^a = x, y$  and  $a = 1, 2$ , how to define a valley and how to determine its position explicitly if there is?

In this appendix, we will try to answer the above question. We will firstly elaborate on a rudimentary method in subsection A 1 for Euclidean space, and then present a more powerful method in A 2 for curved space. Here the convention of notations is independent of that in the main text.

### 1. Valley in Euclidean space

Near a point  $(x_0, y_0, z_0)$  on the surface  $z = V(x, y)$ , the function  $V(x, y)$  can be expanded in Taylor series

$$\begin{aligned} V(x, y) = & z_0 + V_x(x_0, y_0)\Delta x + V_y(x_0, y_0)\Delta y \\ & + \frac{1}{2}V_{xx}(x_0, y_0)(\Delta x)^2 + \frac{1}{2}V_{yy}(x_0, y_0)(\Delta y)^2 + V_{xy}(x_0, y_0)\Delta x\Delta y + \mathcal{O}(\Delta^3), \end{aligned} \quad (\text{A2})$$

in which  $\Delta x = x - x_0$ ,  $\Delta y = y - y_0$ . Their third and higher order terms, denoted by  $\mathcal{O}(\Delta^3)$  here, are negligible. In our convention,  $V_x = dV/dx$ ,  $V_y = dV/dy$ ,  $V_{xx} = d^2V/dx^2$ , etc. For brevity, hereafter we will suppress the arguments  $(x_0, y_0)$ . Locally,  $V_x\Delta x + V_y\Delta y$  and  $V_x\Delta y - V_y\Delta x$  are two orthogonal directions, with respect to which  $V(x, y)$  can be formally expanded in polynomials as

$$\begin{aligned} V(x, y) = & z_0 + V_x\Delta x + V_y\Delta y + \frac{1}{2}V_{11}(V_x\Delta x + V_y\Delta y)^2 \\ & + \frac{1}{2}V_{22}(V_x\Delta y - V_y\Delta x)^2 + V_{12}(V_x\Delta x + V_y\Delta y)(V_x\Delta y - V_y\Delta x) + \mathcal{O}(\Delta^3). \end{aligned} \quad (\text{A3})$$

Here the series coefficients  $V_{11}$ ,  $V_{22}$ ,  $V_{12}$  are evaluated at  $(x_0, y_0)$ . Note the first-order term  $V_x\Delta y - V_y\Delta x$  is absent naturally in this equation. This suggests that, if the point  $(x_0, y_0, z_0)$  is located in a valley, the valley must go along the direction  $V_x\Delta x + V_y\Delta y$  locally.

Intuitively, we can define the valley as a continuum of points that locally minimize  $V(x, y)$  in the transverse direction  $V_x\Delta y - V_y\Delta x$ . By this definition, a *necessary* condition for a valley passing through the point  $(x_0, y_0, z_0)$  is

$$V_{22} > 0, \quad V_{12} = 0 \quad (\text{A4})$$

in Eq. (A3). Under this condition, comparing coefficients of the second-order terms in Eqs. (A2), (A3), we find

$$\begin{aligned} V_{xx} &= V_{11}V_x^2 + V_{22}V_y^2, \\ V_{yy} &= V_{11}V_y^2 + V_{22}V_x^2, \\ V_{xy} &= (V_{11} - V_{22})V_xV_y. \end{aligned} \quad (\text{A5})$$

Eliminating  $V_{11}$ ,  $V_{22}$  and assuming  $V_x^2 + V_y^2 \neq 0$ , we get the equation of valley

$$V_{xy}(V_x^2 - V_y^2) = V_xV_y(V_{xx} - V_{yy}). \quad (\text{A6})$$

As will be clear in the next subsection, this equation is valid only for the Euclidean space.

## 2. Valley in curved space

Alternatively, in the contour map, we can define the valley as a trajectory composed of the sparsest point of each contour. According to this definition, we should maximize the gradient  $h^{ab}\partial_a V \partial_b V$  subject to the constraint  $V - z = 0$ . Here  $\partial_a = \partial_x, \partial_y$  and  $a = 1, 2$ . This task can be accomplished by writing down the Lagrangian

$$\mathcal{L}(x, y, \lambda) = h^{ab}(x, y)\partial_a V(x, y)\partial_b V(x, y) + \lambda[V(x, y) - z] \quad (\text{A7})$$

with the Lagrange multiplier  $\lambda$ , and then applying the ordinary Lagrange multiplier method,

$$\begin{aligned} \frac{\partial \mathcal{L}}{\partial x} &= \partial_x (h^{ab}\partial_a V \partial_b V) + \lambda V_x = 0, \\ \frac{\partial \mathcal{L}}{\partial y} &= \partial_y (h^{ab}\partial_a V \partial_b V) + \lambda V_y = 0, \\ \frac{\partial \mathcal{L}}{\partial \lambda} &= V(x, y) - z = 0. \end{aligned} \quad (\text{A8})$$

From the former two equations, we can eliminate the Lagrange multiplier  $\lambda$  to get the equation of valley

$$V_x \partial_y (h^{ab}\partial_a V \partial_b V) = V_y \partial_x (h^{ab}\partial_a V \partial_b V). \quad (\text{A9})$$

This equation is a *necessary* condition for valley.

Specified to the Euclidean space,  $h^{xx} = h^{yy} = 1$ ,  $h^{xy} = 0$ , this equation reduces to Eq. (A6). Therefore, we conclude that the results in subsection A 1 are valid for the Euclidean space, but the definition and condition in the present subsection hold more generally in curved space.

As an application, Eq. (A9) can be utilized to locate the valley in the potential landscape for model (1). In this case, the two fields  $\phi, \chi$  are identified as coordinates  $x, y$ , and the field space is curved as is evident from the kinetic terms in Eq. (1). Hence the metric (A1) takes the form

$$ds^2 = d\phi^2 + e^{-\sqrt{\frac{2}{3}}\phi/M_p} d\chi^2 + dz^2, \quad (\text{A10})$$

and Eq. (A9) becomes

$$V_\phi \partial_\chi \left( V_\phi^2 + e^{\sqrt{\frac{2}{3}}\phi/M_p} V_\chi^2 \right) = V_\chi \partial_\phi \left( V_\phi^2 + e^{\sqrt{\frac{2}{3}}\phi/M_p} V_\chi^2 \right). \quad (\text{A11})$$

- 
- [1] P. A. R. Ade *et al.* [BICEP2 and Planck Collaborations], Phys. Rev. Lett. **114**, 101301 (2015) [arXiv:1502.00612 [astro-ph.CO]].
  - [2] P. A. R. Ade *et al.* [Planck Collaboration], Astron. Astrophys. **594**, A13 (2016) [arXiv:1502.01589 [astro-ph.CO]].
  - [3] P. A. R. Ade *et al.* [Planck Collaboration], Astron. Astrophys. **594**, A20 (2016) [arXiv:1502.02114 [astro-ph.CO]].
  - [4] A. A. Starobinsky, Phys. Lett. B **91**, 99 (1980).
  - [5] A. A. Starobinsky, Sov. Astron. Lett. **9**, 302 (1983).
  - [6] F. L. Bezrukov and M. Shaposhnikov, Phys. Lett. B **659**, 703 (2008) [arXiv:0710.3755 [hep-th]].
  - [7] A. H. Guth, Phys. Rev. D **23**, 347 (1981).
  - [8] A. D. Linde, Phys. Lett. B **108**, 389 (1982).
  - [9] A. Albrecht and P. J. Steinhardt, Phys. Rev. Lett. **48**, 1220 (1982).

- [10] B. Whitt, Phys. Lett. B **145**, 176 (1984).
- [11] A. Kehagias, A. M. Dizgah and A. Riotto, Phys. Rev. D **89**, no. 4, 043527 (2014) [arXiv:1312.1155 [hep-th]].
- [12] F. L. Bezrukov and D. S. Gorbunov, Phys. Lett. B **713**, 365 (2012) [arXiv:1111.4397 [hep-ph]].
- [13] L. A. Kofman, A. D. Linde and A. A. Starobinsky, Phys. Lett. B **157**, 361 (1985).
- [14] A. A. Starobinsky, JETP Lett. **42**, 152 (1985) [Pisma Zh. Eksp. Teor. Fiz. **42**, 124 (1985)].
- [15] V. Muller and H. J. Schmidt, Gen. Rel. Grav. **21**, 489 (1989).
- [16] S. Gottlober, V. Muller and A. A. Starobinsky, Phys. Rev. D **43**, 2510 (1991).
- [17] V. H. Cardenas, S. del Campo and R. Herrera, Mod. Phys. Lett. A **18**, 2039 (2003) [gr-qc/0308040].
- [18] C. van de Bruck and L. E. Paduraru, Phys. Rev. D **92**, 083513 (2015) [arXiv:1505.01727 [hep-th]].
- [19] K. Bamba, S. D. Odintsov and P. V. Tretyakov, Eur. Phys. J. C **75**, no. 7, 344 (2015) [arXiv:1505.00854 [hep-th]].
- [20] K. Bamba, arXiv:1602.08911 [hep-th].
- [21] S. Kaneda and S. V. Ketov, Eur. Phys. J. C **76**, no. 1, 26 (2016) [arXiv:1510.03524 [hep-th]].
- [22] M. Torabian, arXiv:1410.1744 [hep-ph].
- [23] X. Calmet and I. Kuntz, Eur. Phys. J. C **76**, no. 5, 289 (2016) [arXiv:1605.02236 [hep-th]].
- [24] J. Fumagalli and M. Postma, JHEP **1605**, 049 (2016) [arXiv:1602.07234 [hep-ph]].
- [25] J. Fumagalli, Phys. Lett. B **769**, 451 (2017) [arXiv:1611.04997 [hep-th]].
- [26] D. Gorbunov and A. Tokareva, Phys. Lett. B **739**, 50 (2014) [arXiv:1307.5298 [astro-ph.CO]].
- [27] D. Langlois, Phys. Rev. D **59**, 123512 (1999) [astro-ph/9906080].
- [28] C. van de Bruck and M. Robinson, JCAP **1408**, 024 (2014) [arXiv:1404.7806 [astro-ph.CO]].
- [29] Y. C. Wang and T. Wang, arXiv:1603.09567 [gr-qc].
- [30] M. Galante, R. Kallosh, A. Linde and D. Roest, Phys. Rev. Lett. **114**, no. 14, 141302 (2015) [arXiv:1412.3797 [hep-th]].
- [31] S. Ferrara, R. Kallosh, A. Linde and M. Porrati, Phys. Rev. D **88**, no. 8, 085038 (2013) [arXiv:1307.7696 [hep-th]].
- [32] R. Kallosh, A. Linde and D. Roest, JHEP **1311**, 198 (2013) [arXiv:1311.0472 [hep-th]].
- [33] A. Linde, JCAP **1505**, 003 (2015) [arXiv:1504.00663 [hep-th]].
- [34] G. K. Karananas and J. Rubio, Phys. Lett. B **761**, 223 (2016) [arXiv:1606.08848 [hep-ph]].
- [35] D. I. Kaiser, E. A. Mazenc and E. I. Sfakianakis, Phys. Rev. D **87**, 064004 (2013) [arXiv:1210.7487 [astro-ph.CO]].
- [36] R. N. Greenwood, D. I. Kaiser and E. I. Sfakianakis, Phys. Rev. D **87**, 064021 (2013) [arXiv:1210.8190 [hep-ph]].
- [37] D. I. Kaiser and E. I. Sfakianakis, Phys. Rev. Lett. **112**, no. 1, 011302 (2014) [arXiv:1304.0363 [astro-ph.CO]].
- [38] K. Schutz, E. I. Sfakianakis and D. I. Kaiser, Phys. Rev. D **89**, no. 6, 064044 (2014) [arXiv:1310.8285 [astro-ph.CO]].
- [39] R. Myrzakulov, L. Sebastiani and S. Vagnozzi, Eur. Phys. J. C **75**, 444 (2015) [arXiv:1504.07984 [gr-qc]].
- [40] R. Myrzakulov, S. Odintsov and L. Sebastiani, Nucl. Phys. B **907**, 646 (2016) [arXiv:1604.06088 [hep-th]].
- [41] D. J. Brooker, S. D. Odintsov and R. P. Woodard, Nucl. Phys. B **911**, 318 (2016) [arXiv:1606.05879 [gr-qc]].
- [42] K. Kannike, G. Htsi, L. Pizza, A. Racioppi, M. Raidal, A. Salvio and A. Strumia, JHEP **1505**, 065 (2015) [arXiv:1502.01334 [astro-ph.CO]].
- [43] A. Salvio and A. Mazumdar, Phys. Lett. B **750**, 194 (2015) [arXiv:1506.07520 [hep-ph]].
- [44] A. Salvio, Phys. Rev. D **94**, no. 9, 096007 (2016) [arXiv:1608.01194 [hep-ph]].
- [45] Y. Ema, Phys. Lett. B **770**, 403 (2017) [arXiv:1701.07665 [hep-ph]].