

Aggressive Sampling for Multi-class to Binary Reduction with Applications to Text Classification

Bikash Joshi · Massih-Reza Amini ·
Ioannis Partalas · Franck Iutzeler · Yury
Maximov

Received: date / Accepted: date

Abstract We address the problem of multiclass classification in the case where the number of classes is very large. We propose a multiclass to binary reduction strategy, in which we transform the original problem into a binary classification one over pairs of examples. We derive generalization bounds for the error of the classifier of pairs using local Rademacher complexity, and a double sampling strategy (in the terms of examples and classes) that speeds up the training phase while maintaining a very low memory usage. Experiments are carried for text classification on DMOZ and Wikipedia collections with up to 20,000 classes in order to show the efficiency of the proposed method.

Keywords Multi-class classification · Reductions · Large-Scale Learning

1 Introduction

This work considers multiclass classification in the case of very large number of classes. In this case, the standard approach is based on the One-Versus-All (OVA) strategy that solves one binary problem for each class and admits a computational complexity linear in the number of classes. However, in large-scale scenarios involving hundred of thousands or even million of different target categories; such

Bikash Joshi
University of Grenoble Alpes
Grenoble, France E-mail: firstname.lastname@imag.fr

Massih-Reza Amini
University of Grenoble Alpes Grenoble, France E-mail: firstname.lastname@imag.fr

Ioannis Partalas
Viseo R&D Grenoble, France E-mail: ioannis.partalas@viseo.com

Franck Iutzeler
University of Grenoble Alpes Grenoble, France E-mail: firstname.lastname@imag.fr

Yury Maximov
Los Alamos National Laboratory Los Alamos, USA E-mail: yury@lanl.gov
Skolkovo Institute of Science and Technology Moscow, Russia E-mail: y.maximov@skoltech.ru

as document repositories like Wikipedia, Yahoo! Directory (www.dir.yahoo.com) or Directory Mozilla, DMOZ (www.dmoz.org); such solution becomes prohibitively costly.

In this paper, we propose a scalable and efficient multiclass to binary classification reduction strategy that aims to learn a classifier by minimizing the mean of the average number of classes that are scored higher than the true class on training examples. The strategy consists in transforming the learning problem into the binary classification of the pairs of examples. This transformation brings interdependency between the pairs containing the same observation and its true class of the original training set. We study this reduced binary classification learning problem over the pairs, by modeling the structure of the dependency and propose an efficient learning strategy based on this transformation with an application to document classification. Here, we extend our previous work presented in [9] by:

- Deriving new generalization bounds using local fractional Rademacher complexity that leads to fast convergence rates;
- Proposing a new double-stochastic scheme (in terms of examples and classes sampling) to learn the binary classifier which comes out to be fast and extremely competitive in terms of memory usage.
- Performing candidate pre-selection during prediction, which dramatically improves the prediction time.

We validate our approach by conducting a series of experiments on subsets of DMOZ and the Wikipedia collections with up to 20,000 target categories.

The following section relates our work to various previously described methods. In Section 3, we introduce the model and the generalization bound of the classifier trained over interdependent training data. Then, in Section 4 we detail our implementation strategy with our feature representation, the proposed aggressive double sampling, and efficient prediction mechanism. Section 5 will present the experimental settings for text classification, results of which and related discussions are reported in Section 6. We discuss these results and conclude in section 7.

2 Related Work

Several techniques have been introduced to reduce a multi-class classification problems with K classes into binary classification problems. Some of the notable contributions are: one-versus-one (OVO), OVA [11], and Error Correcting Output Codes (ECOC) approaches. In OVO, a binary problem is created for each pair of classes of the initial problem. So, this leads to $K(K-1)/2$ binary problems, and as many binary classifiers. The predicted class for a new instance is the one that receives majority of the votes. In OVA, K binary problems are created, in each of them one class is seen as the positive class and the others as negative class. Given real-valued predictors g_1, \dots, g_K , the predicted class for an instance x is given by $\arg \max_y g_y(x)$. In the ECOC-based approach, a binary code \mathbf{c}_k of length L is assigned to each class k , giving rise to L binary classification problems. One binary predictor is learned for each of the L induced binary problems and, at prediction time, inference is performed by selecting the class that minimizes the Hamming distance between its code and the predicted code. Methods to speed up prediction or training with ECOC have recently been proposed: for example, only a subset of the classifiers

may be used at inference time without loss of accuracy [12]; in another direction, a Naive Bayes approach that only requires a single pass over the data for training has proved effective [13].

Methods that achieve logarithmic-time prediction or training have been proposed in [2,3]: they rest on binary tree structures where each leaf corresponds to a class and inference is performed by traversing the tree from top to bottom, a binary classifier being used at each node to determine the child node to develop. More recently [5] proposed an online reduction method to binary classification which builds a binary tree for selecting some of the classes to be scored (and thus the name One-Against-Some). The learned tree tries to maximize the recall of the candidate set where each node in the tree is a binary classifier that learns whether it should route an example at left or right child.

Ranking approaches to multiclass classification [21,17], or the constraint classification framework of [6] can be seen as a reduction using binary classifications of pairs of classes (given an example), similar to ours. The proposed reduction strategy allows to obtain new generalization error bounds, and lead to a different algorithm. While state-of-the-art approaches learn one scoring function per class, and thus have similar computational and sample complexities similar to the OVA approach, we design similarity features between classes and examples allowing to learn a single parameter vector for the whole problem.

A similar approach for learning representations of classes was also proposed in [20]. The latter learns a projection of examples and classes into a low dimensional space, which reduces both training and inference time. In contrast to our approach, the aforementioned learns one parameter vector per class, while we use joint features of classes and examples allowing to reduce the number of vector parameters to one. In another line of work, [18] proposed an approximation for the softmax layer for calculating probabilities of multiclass classification. Specifically, the author proposes a new bound on the softmax which factorizes the calculations in a product and thus avoids to evaluate the normalization constant which can become intractable for very large number of classes. In the case of extreme multiclass classification a doubly stochastic approximation scheme is used, without providing any theoretical guarantees, where one randomly selects a number of candidate classes while performing gradient descent. In our proposed method we also introduce a double stochastic procedure as an unbiased empirical risk minimization of the original expected loss.

3 Multi-class to Binary Reduction

We consider monolabel multiclass classification problems defined on a joint space $\mathcal{X} \times \mathcal{Y}$ where $\mathcal{X} \subseteq \mathbb{R}^d$ is the *input space* and $\mathcal{Y} = \{1, \dots, K\} \doteq [K]$ the *output space*, made of K class labels. Elements of $\mathcal{X} \times \mathcal{Y}$ are denoted as $\mathbf{x}^y = (x, y)$. Furthermore, we assume the training set $\mathcal{S} = (\mathbf{x}_i^{y_i})_{i=1}^m$ is made of i.i.d pairs distributed according to a fixed but unknown probability distribution \mathcal{D} , and we consider a class of functions $\mathcal{G} = \{g : \mathcal{X} \times \mathcal{Y} \rightarrow \mathbb{R}\}$ as our predictors. We define the instantaneous loss of $g \in \mathcal{G}$ on an example \mathbf{x}^y as:

$$e(g, \mathbf{x}^y) = \frac{1}{K-1} \sum_{y' \in \mathcal{Y} \setminus \{y\}} \mathbb{1}_{g(\mathbf{x}^y) \leq g(\mathbf{x}^{y'})}, \quad (1)$$

where $\mathbb{1}_\pi$ is the indicator function that is equal to 1 if the predicate π is true and 0 otherwise. Compared to the classical multiclass error:

$$e'(g, \mathbf{x}^y) = \mathbb{1}_{y \neq \arg\max_{y' \in \mathcal{Y}} g(\mathbf{x}^{y'})}, \quad (2)$$

the loss of (1) estimates the average number of classes, given any input data, that get a greater scoring by g than the correct class. The loss (1) is hence a *ranking* criterion, and the multiclass SVM of [21] and AdaBoost.MR [17] optimize convex surrogate functions of this loss. This is also used in label ranking [7], where the task is to predict a ranking of all labels instead of predicting a single label y given an instance \mathbf{x} . The multiclass classification problem we are going to study is that of finding a function $g \in \mathcal{G}$ using the labeled training set \mathcal{S} with small generalization error $L(g)$:

$$L(g) = \mathbb{E}_{\mathbf{x}^y \sim \mathcal{D}} [e(g, \mathbf{x}^y)]. \quad (3)$$

Accordingly, the empirical error of $g \in \mathcal{G}$ over \mathcal{S} is the average number of training examples $\mathbf{x}_i^{y_i} \in \mathcal{S}$ which, in mean, are scored lower than $\mathbf{x}_i^{y'}$, for $y' \in \mathcal{Y} \setminus \{y_i\}$:

$$\hat{L}_m(g, \mathcal{S}) = \frac{1}{m} \sum_{i=1}^m e(g, \mathbf{x}_i^{y_i}) = \frac{1}{m} \sum_{i=1}^m \left(\frac{1}{K-1} \sum_{y' \in \mathcal{Y} \setminus \{y_i\}} \mathbb{1}_{g(\mathbf{x}_i^{y_i}) \leq g(\mathbf{x}_i^{y'})} \right) \quad (4)$$

We consider the following transformation

$$T(\mathcal{S}) = \left(\left\{ \begin{array}{ll} \left(\mathbf{z}_j = (\mathbf{x}_i^k, \mathbf{x}_i^{y_i}), \tilde{y}_j = -1 \right) & \text{if } k < y_i \\ \left(\mathbf{z}_j = (\mathbf{x}_i^{y_i}, \mathbf{x}_i^k), \tilde{y}_j = +1 \right) & \text{elsewhere} \end{array} \right\}_{j \doteq (i-1)(K-1)+k} \right), \quad (5)$$

for $j = (i-1)(K-1) + k$ with $i \in [m]$, $k \in [K-1]$, thus T transforms a monolabel K class classification set \mathcal{S} of m feature/label pairs into a set $T(\mathcal{S})$ of size $N = m(K-1)$. Figure 1, depicts this transformation over a toy problem.

With the following class of functions

$$\mathcal{H} = \{h : (\mathcal{X} \times \mathcal{Y})^2 \rightarrow \mathbb{R}; h(\mathbf{x}^y, \mathbf{x}^{y'}) = g(\mathbf{x}^y) - g(\mathbf{x}^{y'}), g \in \mathcal{G}\}, \quad (6)$$

the empirical error (Eq. 4) is then equivalent to

$$\hat{R}_N(h, T(\mathcal{S})) = \frac{1}{N} \sum_{j=1}^N \mathbb{1}_{\tilde{y}_j h(\mathbf{z}_j) \leq 0}, \quad (7)$$

which is a binary classification empirical loss over the pairs of the pairs of examples $(\mathbf{z}, \tilde{y}) \in T(\mathcal{S})$ implying dependent random variables, as for each example $\mathbf{x}^y \in \mathcal{S}$ the pairs in $\{(\mathbf{x}^y, \mathbf{x}^{y'}); y' \in \mathcal{Y} \setminus \{y\}\} \in T(\mathcal{S})^{K-1}$ all depend on \mathbf{x}^y . In [9] this problem is studied by bounding the generalization error associated to (7), using fractional Rademacher complexity proposed in [19]. In this work, we derive another generalization bound

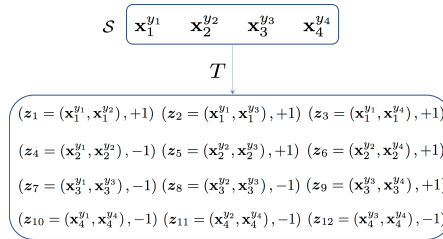


Fig. 1: A toy example depicting the transformation T (Eq. 5) applied to a training set \mathcal{S} of size $m = 4$ and $K = 4$.

based on Local Rademacher Complexities introduced in [16] and that implies the second-order (i.e. variance) information inducing faster convergence rates.

3.1 Dependency Graph

The idea here is to split up the sum (7) into several parts, each part being a sum of independent variables. [8] formalized this process by building a dependency graph, where each vertex is the index of an example in $T(\mathcal{S})$ and the edges connecting dependent random variables together. In [8] an exact proper fractional cover of such graph is defined as the following

Definition 1 (Exact proper fractional cover of \mathcal{G} , [8]) Let $\mathcal{G} = (\mathcal{V}, \mathcal{E})$ be a graph. $\mathcal{C} = \{(\mathcal{C}_k, \omega_k)\}_{k \in [J]}$, for some positive integer J , with $\mathcal{C}_k \subseteq \mathcal{V}$ and $\omega_k \in [0, 1]$ is an exact proper fractional cover of \mathcal{G} , if:

1. it is *proper*: $\forall k, \mathcal{C}_k$ is an *independent set*, i.e., there is no connections between vertices in \mathcal{C}_k ;
2. it is an *exact fractional cover* of \mathcal{G} : $\forall v \in \mathcal{V}, \sum_{k: v \in \mathcal{C}_k} \omega_k = 1$.

The weight $W(\mathcal{C})$ of \mathcal{C} is given by: $W(\mathcal{C}) \doteq \sum_{k \in [J]} \omega_k$ and the minimum weight $\chi^*(\mathcal{G}) = \min_{\mathcal{C} \in \mathcal{K}(\mathcal{G})} W(\mathcal{C})$ over the set $\mathcal{K}(\mathcal{G})$ of all exact proper fractional covers of \mathcal{G} is the *fractional chromatic number* of \mathcal{G} .

Note that, as observed by [8], Lemma 3.2, we may restrict ourselves to working with *exact* fractional covers, which requires $\forall v \in \mathcal{V}, \sum_{k: v \in \mathcal{C}_k} \omega_k = 1$ instead of the weaker condition $\forall v \in \mathcal{V}, \sum_{k: v \in \mathcal{C}_k} \omega_k \geq 1$ for non-exact fractional covers, without loss of generality, since any fractional covers induces an exact fractional cover.

From this statement, [8] extended Hoeffding's inequality and proposed large deviation bounds for sums of dependent random variables which was the precursor of new generalisation bounds, including a Talagrand's type inequality for empirical processes in the dependent case presented in [16].

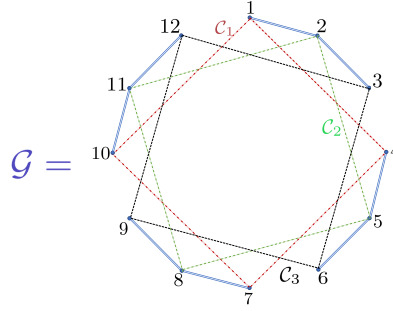


Fig. 2: The dependency graph $\mathcal{G} = \{1, \dots, 12\}$ corresponding to the toy problem of Figure 1, where dependent nodes are connected with vertices in blue double-line. The exact proper fractional cover \mathcal{C}_1 , \mathcal{C}_2 and \mathcal{C}_3 is shown in dashed. The fractional chromatic number is in this case $\chi^*(\mathcal{G}) = K - 1 = 3$.

Theorem 1 (Concentration of Fractionally Sub-Additive Functions, [16]) Let \mathcal{H} be a set of functions from \mathcal{X} to \mathbb{R} and assume all functions in \mathcal{H} are measurable, square-integrable and satisfy $\mathbb{E}[f(X_n)] = 0, \forall n \in [N]$ and

$\sup_{f \in \mathcal{H}} \|f\|_\infty \leq 1$. Assume that $\mathcal{C} = \{(\mathcal{C}_k, \omega_k)\}_{k \in [J]}$ is a cover of the dependency graph of $X_{[N]}$ and let $\chi_f \doteq \sum_k \omega_k$.

Let us define:

$$Z \doteq \sum_{k \in [J]} \omega_k \sup_{f \in \mathcal{H}} \sum_{n \in \mathcal{C}_k} f(X_n)$$

Let σ_k be so that $\sigma_k^2 = \sum_{n \in \mathcal{C}_k} \sup_{f \in \mathcal{H}} \mathbb{E}[f^2(X_n)]$, $v \doteq \sum_k \omega_k \sigma_k^2 + 2\mathbb{E}[Z]$, and $c \doteq 25\chi_f/16$. Then, for any $t \geq 0$.

$$\mathbb{P}\left(Z \geq \mathbb{E}[Z] + \sqrt{2cvt} + \frac{ct}{3}\right) \leq e^{-t} \quad (8)$$

3.2 New Generalization Bounds for Mutli-class Classification

For the sum (7), we can define an exact cover of the dependency graph of $(\mathbf{z}_{(i-1)(K-1)+k})_{i,k}$ with $\mathcal{C} = \{(\mathcal{C}_k, \omega_k = 1)\}_{k \in [K-1]}$, where

$$\mathcal{C}_k = \{k + (K-1)(i-1) : i = 1, \dots, m\}.$$

In this case, the chromatic number is $\chi_f = \sum_k \omega_k = K-1$, and $\hat{R}_N(h, T(\mathcal{S}))$ can be decomposed as

$$\hat{R}_N(h, T(\mathcal{S})) = \frac{1}{N} \sum_{k \in [K-1]} \sum_{\alpha \in \mathcal{C}_k} \mathbb{1}_{\tilde{y}_\alpha h(\mathbf{z}_\alpha) \leq 0} \quad (9)$$

These results entail hence the following theorem.

Theorem 2 Let $\mathcal{S} = (\mathbf{x}_i^{y_i})_{i=1}^m \in (\mathcal{X} \times \mathcal{Y})^m$ be a dataset of m examples drawn i.i.d. according to a probability distribution \mathcal{D} over $\mathcal{X} \times \mathcal{Y}$ and $T(\mathcal{S}) = ((\mathbf{z}_i, \tilde{y}_i))_{i=1}^N$ the transformed set obtained with the transformation function T defined in (Eq. 5). With the class of functions $\mathcal{G} = \{g : \mathcal{X} \times \mathcal{Y} \rightarrow \mathbb{R}\}$ and $\mathcal{H} = \{h : h(\mathbf{x}^y, \mathbf{x}^{y'}) = g(\mathbf{x}^y) - g(\mathbf{x}^{y'}), g \in \mathcal{G}\}$, consider the parameterized family \mathcal{H}_r which, for $r > 0$, is defined as:

$$\mathcal{H}_r = \{h : h \in \mathcal{H}, \mathbb{V}[h] \doteq \mathbb{V}_{\mathbf{z}, \tilde{y}}[\mathbb{1}_{\tilde{y}h(\mathbf{z})}] \leq r\},$$

where \mathbb{V} denotes the variance. Then for any $1 > \delta > 0$ with probability at least $(1 - \delta)$ the following generalization bound holds for all $h \in \mathcal{H}_r$:

$$R(h) \leq \hat{R}(h, T(\mathcal{S})) + \mathfrak{R}(\ell \circ \mathcal{H}_r) + \frac{5}{2} \left(\sqrt{\mathfrak{R}(\ell \circ \mathcal{H}_r)} + \sqrt{\frac{r}{2}} \right) \sqrt{\frac{\ln(\frac{1}{\delta})}{m}} + \frac{25}{48} \frac{\ln(\frac{1}{\delta})}{m}$$

where $R(h) = \mathbb{E}_{T(\mathcal{S})}[\hat{R}(h, T(\mathcal{S}))]$, $\ell : \{-1, +1\} \times \mathbb{R} \rightarrow [0, 1]$ is the 0/1 loss and $\mathfrak{R}(\mathcal{H}_r)$ is the Local Fractional Rademacher Complexity defined as:

$$\mathfrak{R}(\mathcal{H}_r) \doteq \frac{2}{N} \mathbb{E}_\xi \left[\sum_{k \in [K-1]} \omega_k \mathbb{E}_{\mathbf{z}_{\mathcal{C}_k}} \left[\sup_{h \in \mathcal{H}_r} \sum_{\alpha \in \mathcal{C}_k} \xi_\alpha h(\mathbf{z}_\alpha) \right] \right] \quad (10)$$

with $\xi = (\xi_1, \dots, \xi_N)$ a sequence of N independent Rademacher variables such that $\mathbb{P}(\xi_n = 1) = \mathbb{P}(\xi_n = -1) = 1/2$

Proof. Consider the function Φ defined as:

$$\Phi(\underline{X}, r) \doteq N \sup_{h \in \mathcal{H}_r} \left[\mathbb{E}_{\underline{X}'} [\hat{R}_N(h, \underline{X}')] - \hat{R}_N(h, \underline{X}) \right],$$

where \underline{X}' is an i.i.d. copy of \underline{X} and where we have used the notation $\mathbb{E}_{\underline{X}'} [\hat{R}_N(h, \underline{X}')] for $\mathbb{E}_{T(S)} \hat{R}_N(h, T(S))$ to make explicit the dependence on the sequence of dependent variables \underline{X}' . It is easy to see that:$

$$\begin{aligned} \Phi(\underline{X}, r) &\leq \sum_{k \in [K-1]} \omega_k \sup_{h \in \mathcal{H}_r} \sum_{\alpha \in \mathcal{C}_k} \left[\mathbb{E}_{(\tilde{y}', \mathbf{z}')} [\mathbb{1}_{\tilde{y}'h(\mathbf{z}')}] - \mathbb{1}_{\tilde{y}_\alpha h(\mathbf{z}_\alpha)} \right] \\ &= Z. \end{aligned} \quad (11)$$

Theorem 1 readily applies to upper bound the right hand side of (11). Therefore, for $t > 0$, the following holds with probability at least $1 - e^{-t}$:

$$\Phi(\underline{X}, r) \leq \mathbb{E}[Z] + \sqrt{2cvt} + \frac{ct}{3}, \quad (12)$$

where $c = 25\chi_f/16 = 25(K-1)/16$ and $v \leq Nr + 2\mathbb{E}[Z]$. Using $\sqrt{a+b} \leq \sqrt{a} + \sqrt{b}$ and $2\sqrt{ab} \leq ua + b/u$ for all $u > 0$, we get,

$$\forall u > 0, \Phi(\underline{X}, r) \leq (1+u)\mathbb{E}[Z] + \sqrt{2cNrt} + \left(\frac{1}{3} + \frac{1}{u} \right) ct. \quad (13)$$

Furthermore, with a simple symmetrization argument, we have,

$$\mathbb{E}[Z] = \mathbb{E} \left[\sum_{k \in [K-1]} \omega_k \sup_{h \in \mathcal{H}_r} \sum_{\alpha \in \mathcal{C}_k} \left[\mathbb{E}_{(\tilde{y}', \mathbf{z}')} [\mathbb{1}_{\tilde{y}'h(\mathbf{z}')}] - \mathbb{1}_{\tilde{y}_\alpha h(\mathbf{z}_\alpha)} \right] \right] \leq N\mathfrak{R}(\ell \circ \mathcal{H}_r).$$

Further, as $N = m(K-1)$, with probability at least $1 - e^{-t}$, we have for all $h \in \mathcal{H}_r$

$$R(h) - \hat{R}(h, T(S)) \leq \inf_{u > 0} \left((1+u)\mathfrak{R}(\ell \circ \mathcal{H}_r) + \frac{5}{4} \sqrt{\frac{2rt}{m}} + \frac{25}{16} \left(\frac{1}{3} + \frac{1}{u} \right) \frac{t}{m} \right). \quad (14)$$

The minimum of the right hand side of the inequality (14) is reached for $u^* = \frac{5}{4} \sqrt{\frac{t}{m\mathfrak{R}(\ell \circ \mathcal{H}_r)}}$, plugging back the minimizer and solving for $\delta = e^{-t}$ gives the result. \blacksquare

4 Double-Sampled Multi-class to Binary Reduction (DS-m2b) Algorithm

In this section, we introduce our proposed **DS-m2b** algorithm by detailing its three main characteristics: (i) a low-dimensional feature representation independent of the number of classes; (ii) an aggressive, doubly sampled, multi-class to binary reduction; and (iii) an efficient prediction method with candidate pre-selection.

4.1 Low Dimensional Feature Representation

First, we make use of a low-dimensional feature representation of observation and class couples \mathbf{x}^y as vector $\phi(\mathbf{x}^y) \in \mathbb{R}^\ell$ by choosing a small number ℓ of similarity features between examples and classes. These features are computed by identifying classes and their representative examples for the target problem. This representation remains the same for any number of classes. This facilitates the use of single low-dimensional parameter vector, which does not depend on the number of classes. This significantly contributes for the scalability and low memory requirement of the algorithm. The details of the $\ell = 10$ features, we suggest to use for text classification objectives are shown in Section 5.2.

4.2 Aggressive Double Sampling

Multi-class to binary transformation T introduced in Section 3 can lead to a large computational overhead. In order to improve the learning accuracy vs. memory/computational complexity, we practice a μ, κ -double subsampling on $T(s)$ by:

1. Drawing uniformly μ examples per class, in order to form practical set S_μ ;
2. For each example \mathbf{x}^y in S_μ , drawing uniformly κ adversarial classes in $\mathcal{Y} \setminus \{y\}$.

After this double sampling, we construct our transformed problem as in Eq. (5), leading to a set $T_\kappa(S_\mu)$ of size $\mu\kappa K$. Algo. 1 presents in pseudocode the μ, κ -double subsampled reduction of the multiclass problem.

```

Input: Labeled training set  $\mathcal{S} = (\mathbf{x}_i^{y_i})_{i=1}^m$ 
Initialize
 $T_\kappa(\mathcal{S}_\mu) \leftarrow \emptyset$ 
 $\mathcal{S}_\mu \leftarrow \emptyset$ 
for  $k = 1..K$  do
    Draw randomly a set  $\underline{\mathcal{S}}$  of  $\mu$  examples of class  $k$  from  $\mathcal{S} \triangleright \mu \ll |\mathcal{S}_k|$ 
     $\mathcal{S}_\mu \leftarrow \mathcal{S}_\mu \cup \underline{\mathcal{S}}$ 
end
forall the  $\mathbf{x}^y \in \mathcal{S}_\mu$  do
    Draw uniformly a set  $\underline{\mathcal{K}}$  of  $\kappa$  classes from  $\mathcal{Y} \setminus \{y\} \triangleright \kappa \ll |K|$ 
    forall the  $k \in \underline{\mathcal{K}}$  do
        if  $k < y$  then
             $T_\kappa(\mathcal{S}_\mu) \leftarrow T_\kappa(\mathcal{S}_\mu) \cup (z = (\phi(\mathbf{x}^k), \phi(\mathbf{x}^y)) \quad , \tilde{y} = -1)$ 
        end
        else
             $T_\kappa(\mathcal{S}_\mu) \leftarrow T_\kappa(\mathcal{S}_\mu) \cup (z = (\phi(\mathbf{x}^y), \phi(\mathbf{x}^k)) \quad , \tilde{y} = +1)$ 
        end
    end
end
return  $T_\kappa(\mathcal{S}_\mu)$ 

```

Algorithm 1: Multi-class to Binary Reduction Algorithm

This *aggressive double sampling* practically leads to dramatic improvements in terms of memory consumption, computational complexity, and a higher multiclass prediction accuracy. Majority of large-scale multiclass classification datasets exhibit a long-tailed distribution [1], which implies that most of the classes contain

very few examples, especially when the number of classes is large. In order not to miss out those rare classes during sampling, we first sample randomly a few training examples from each class. This also avoids having a large number of very similar examples in one class leading to minimal performance improvement.

Still, in cases where the number of classes K becomes large, the initialization of (subsampled) set $T(\mathcal{S}_\mu)$ can be a computational bottleneck. However, thanks to our loss formulation (Eq. 1), its size can be sensibly reduced. Indeed, $e(g, \mathbf{x}^y)$ can be seen as the expectation of $\mathbb{1}_{g(\mathbf{x}^y) \leq g(\mathbf{x}^{y'})}$ on y' uniformly over $\mathcal{Y} \setminus \{y\}$:

$$e(g, \mathbf{x}^y) = \frac{1}{K-1} \sum_{y' \in \mathcal{Y} \setminus \{y\}} \mathbb{1}_{g(\mathbf{x}^y) \leq g(\mathbf{x}^{y'})} = \mathbb{E}_{y'}[\mathbb{1}_{g(\mathbf{x}^y) \leq g(\mathbf{x}^{y'})}].$$

This mean that one can define a new empirical loss by sampling over the classes. Let $\kappa \leq K-1$ be the number of classes to investigate per example. For each example \mathbf{x}^y , draw uniformly a κ -tuple \mathcal{K} of distinct elements of $\mathcal{Y} \setminus \{y\}$. The new subsampled loss over $\mathcal{S}_\mu = (\mathbf{x}_i^{y_i})_{i=1, \dots, \mu K}$ is:

$$\hat{L}_{\mu, \kappa}(g, \mathcal{S}) = \frac{1}{\mu K} \sum_{i=1}^{\mu K} \left(\frac{1}{\kappa} \sum_{y' \in \mathcal{K}_i} \mathbb{1}_{g(\mathbf{x}_i^{y_i}) \leq g(\mathbf{x}_i^{y'})} \right). \quad (15)$$

This loss is an unbiased estimator of the normalized loss $\bar{L}(g) = \mathbb{E}_{\mathbf{x}^y \sim \bar{\mathcal{D}}} [e(g, \mathbf{x}^y)] = \mathbb{E}_{\mathbf{x}^y \sim \bar{\mathcal{D}}} [\mathbb{E}_{y'}[\mathbb{1}_{g(\mathbf{x}^y) \leq g(\mathbf{x}^{y'})} | y = y]]$ where $\bar{\mathcal{D}}$ is the distribution of the examples after class normalization. Thus, this new loss enables to approximate the statistical loss L at a much lower computational cost than the classical empirical loss. Finally, one can notice that such reasoning does not hold for the classical loss of Eq. 2 due to its non-linear formulation.

4.3 Prediction with Candidate Selection

After learning over our reduced problem using the $T_\kappa(\mathcal{S}_\mu)$ dataset obtained after aggressive sampling, we obtain a vector \mathbf{w} such that, for an observation \mathbf{x} , the larger $\langle \mathbf{w}, \phi(\mathbf{x}^y) \rangle$ over y is, the more likely \mathbf{x} belongs to class y .

However in the large class scenario, computing the feature representation for all classes may require a huge amount of time. So, in order to improve the prediction time, we apply the trick of selecting a small subset of candidate classes beforehand. For a new observation \mathbf{x} , the candidate set \mathcal{K}_σ contains the σ nearest classes for the test example, based on the centroid distance of test example vector with the class centroids. Class centroids are computed by taking mean of all the examples of that particular class. As it will be detailed in next section for the case of text classification the *tf*idf* representation is used for the vectors.

Candidate set is selected by computing the cosine distance between a test example vector and each class centroid vectors and selecting the σ nearest ones. Note that class centroid may already have been computed in the preliminary fea-

ture representation and thus represent no additional computation. Algorithm 2 presents the pseudocode of prediction with candidate selection.

```

Input: Unlabeled test set  $\mathcal{T} = (\mathbf{x}_i)_{i=1}^T$ 
Learned feature weight vector  $\mathbf{w}$ 
Initialize:
 $P \leftarrow \emptyset$ 
forall the  $\mathbf{x} \in \mathcal{T}$  do
    Select  $\mathcal{K}_\sigma$  candidate set of  $\sigma$  nearest-centroid classes for  $\mathbf{x}$ 
     $P \leftarrow P \cup \operatorname{argmax}_{k \in \mathcal{K}_\sigma} \langle \mathbf{w}, \phi(\mathbf{x}^k) \rangle$ 
end
return predicted classes  $P$ 

```

Algorithm 2: Prediction with Candidate Selection Algorithm

5 Experiments

In this section, we provide an empirical evaluation of the proposed reduction approach in the domain of text classification. Specifically, we provide a statistical and computational analysis of the algorithm and compare it with strong baselines as well as state-of-the-art reduction methods.

5.1 Datasets

We evaluate the proposed method for multi-class classification in a large-scale scenario using **DMOZ** and **Wikipedia** datasets of the Large Scale Hierarchical Text Classification challenge (LSHTC 2011) [14]. These datasets are provided in a pre-processed format using stop-word removal and stemming. Various characteristics of these datasets are listed in Table 1. For each of these datasets we randomly draw several samples with increasing number of classes: 1000, 2000, 3000, 4000, 5000, 7500, 10000 and 20000 and by keeping the same proportion of examples in the training and the test sets than in the initial collections.

# of classes	DMOZ			WIKI		
	Train size	Test size	Feature dimension	Train size	Test size	Feature dimension
1000	9479	2478	102745	15615	3288	47520
2000	18378	4830	177108	30447	6509	74912
3000	27729	7287	202775	45340	9569	85585
4000	37634	9886	264216	63375	13422	113074
5000	47281	12426	271205	76904	16268	114049
7500	103794	26886	371634	91283	20025	122847
10000	109751	28646	403598	210237	52560	194202
20000	226419	56605	544035	405676	101419	287691

Table 1: Characteristics of the datasets used in our experiments

5.2 Feature Representation

For the feature mapping, we used the following features in the vector representation of $\Phi(\mathbf{x}^y)$ (Table 2) by considering a class y as a mega-document, constituted by the concatenation of all of the documents in the training set belonging to it. The first 9 features are classical ones employed in learning to rank [10] by resembling class and a document to respectively a document and a query. The last feature is the distance of the example x to the centroid of all examples of a particular class y .

Features in the vector representation of $\Phi(\mathbf{x}^y)$.		
1. $\sum_{t \in y \cap x} \ln(1 + y_t)$	2. $\sum_{t \in y \cap x} \ln(1 + \frac{l_S}{S_t})$	3. $\sum_{t \in y \cap x} I_t$
4. $\sum_{t \in y \cap x} \frac{y_t}{ y } \cdot I_t$	5. $\sum_{t \in y \cap x} \ln(1 + \frac{y_t}{ y })$	6. $\sum_{t \in y \cap x} \ln(1 + \frac{y_t}{ y } \cdot I_t)$
7. $\sum_{t \in y \cap x} \ln(1 + \frac{y_t}{ y } \cdot \frac{l_S}{S_t})$	8. $\sum_{t \in y \cap x} 1$	9. $BM25$
10. $d(\mathbf{x}^y, \text{centroid}(y))$		

Table 2: Let x_t represent the term frequency of term t in document x , and \mathcal{V} the set of distinct terms within \mathcal{S} , then $y_t = \sum_{x \in y} x_t$, $|y| = \sum_{t \in \mathcal{V}} y_t$, $S_t = \sum_{x \in \mathcal{S}} x_t$, $l_S = \sum_{t \in \mathcal{V}} S_t$. I_t is the inverse document frequency of term t , $BM25 = \sum_{t \in y \cap x} I_t \cdot \frac{2 \times y_t}{y_t + (0.25 + 0.75 \times \frac{\ln(y)}{\text{avg}(\ln(y))})}$, where $\ln(y)$ is the length (number of words) of documents in class y and $\text{avg}(\ln(y))$ is the average of document lengths for all the classes.

5.3 Baselines

We compared the proposed approach, **DS-m2b**, with the logarithmic time one-against-some (**RecallTree**) using the Vowpal Wabbit open source library written in C++¹ and the following multiclass classification techniques using the Scikit-learn package that implements them all [15]: **OVA** and Multiclass **SVM (M-SVM)** proposed by [4]. For all of these methods we adopted the $tf*idf$ encoding as it provided the best performance.

5.4 Experimental Settings

1. **Platform:** In all of our experiments, we used a machine with an Intel Xeon 2.60GHz processor with 256 GB of RAM.
2. **Parameters:** For **OVA** and **M-SVM**, we need to choose appropriate value of C parameter. In our experiments, we perform a grid search in the following range of values $\{10^{-2}, 10^{-1}, 10^0, 10^1, 10^2\}$, and use the one that leads to the best

¹ <http://hunch.net/~vw/>

performance on the test set. Whereas for **RecallTree** we adopted the values as used in [5]. Additionally we tune the bit precision (b) parameter, which has huge impact on memory usage and predictive performance. We use the value which gives best trade-off for memory usage and prediction. For our algorithm (**DS-m2b**), we perform a grid search to determine the best parameter values for number of examples per class (μ) in a range of values $\{1, 2, 5\}$, sampling of class in range $\{0.001\%, 0.01\%, 0.1\%, 1\%, 2\%, 5\%\}$ and number of candidate classes (σ) during prediction from range $\{10, 20, 50\}$ and choose the combination that performs best in test data for each of the datasets.

3. **Evaluation Measures:** Results are evaluated over the test set using the accuracy and the macro F1 measure (**MaF₁**), which is the harmonic average of macro precision and macro recall.

6 Results

6.1 Total Runtime Comparison

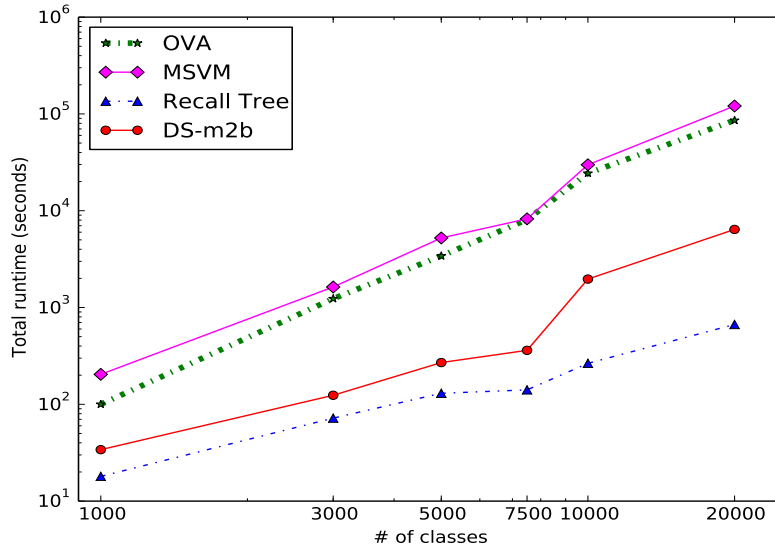
First we analyze the total runtime for the competing algorithms for increasing number of classes. Figure 3 summarizes the total runtime for all the methods for DMOZ and Wikipedia datasets, whereas the complete breakdown of train time and test time are shown in Tables 3 and 4 respectively. For the proposed approach, the total runtime includes the time taken for preprocessing, reduction to the binary problem and prediction while for the rest of the methods it includes only training and testing.

As expected, the proposed **DS-m2b** significantly outperforms **OVA** and **M-SVM** when the number of classes is large. Since we decrease our sampling rate for larger classes, total runtime for **DS-m2b** stays in reasonable levels. **RecallTree** performs reasonably well in terms of total runtime, since they perform training and prediction in logarithmic time but this quickness comes at the expense of a significantly lower predictive performance.

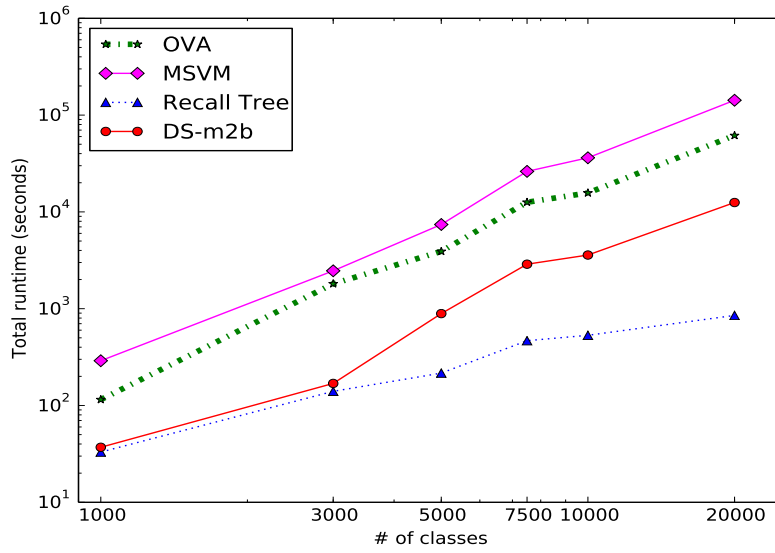
Regarding inference time, **DS-m2b** exhibits a slower behavior as it performs more evaluations than the the other algorithms. Nevertheless, for large number of classes we observe similar prediction times with **OVA**. In the 20,000 classes for DMOZ, both **DS-m2b** and **OVA** have an inference time of 0.01 seconds per example.

6.2 Memory Usage Comparison

Figure 4 presents total memory usage for all the methods for DMOZ and Wikipedia datasets across the different number of classes. Detailed values are also presented in Tables 3 and 4. It is evident that **DS-m2b** significantly outperforms the baselines in terms of total memory usage, especially **OVA** and **M-SVM** algorithms, for which memory increases exponentially with increasing number of classes. When memory space is primordial, for example when we wish to deploy learning models in small devices, and especially for large number of classes, the proposed **DS-m2b** is able to pass the scale. For example if we consider the popular experimental setup of using 16GB or 32GB memory machines, **OVA** and **M-SVM** approaches will not pass the scale after 5000-10000 classes for both datasets. The total memory usage for **RecallTree**



(a) Wikipedia

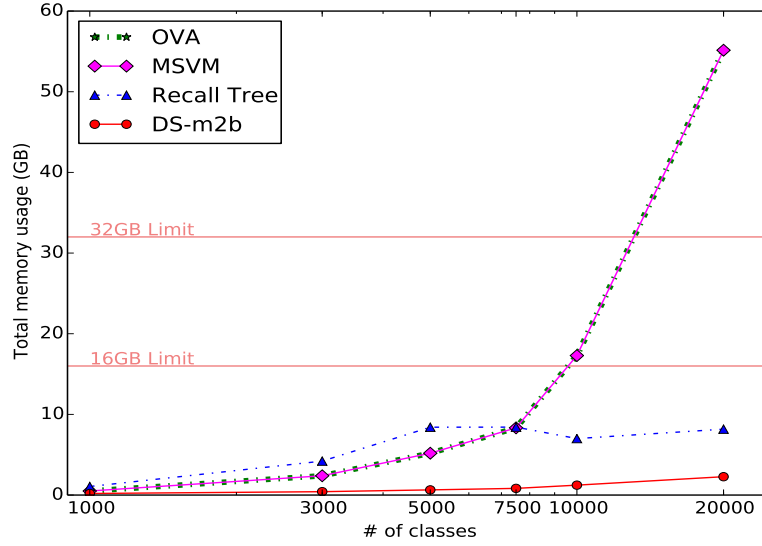


(b) DMOZ

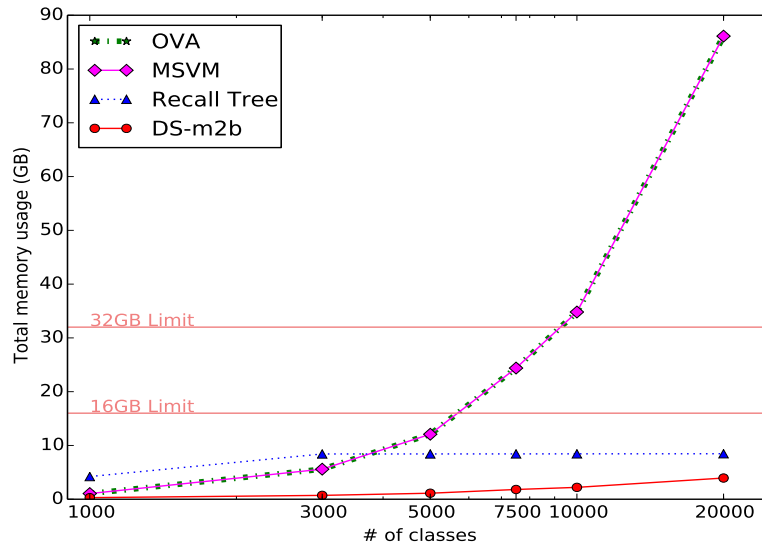
Fig. 3: Total Runtime comparison for all methods for Wikipedia (a), and DMOZ (b) Datasets

algorithm is considerably low and is not affected much by increasing the number of classes, still at the expense of a lower predictive performance. Finally, for **DS-m2b**,

the maximal memory usage is for DMOZ dataset with 20000 classes, for which it is still less than 4GB.



(a) Wikipedia



(b) DMOZ

Fig. 4: Total memory usage comparison for all methods for Wikipedia (a), and DMOZ (b) Datasets

6.3 Predictive Performance

The comparison of predictive performance of all methods in terms of macro-averaged F-Measure are shown in Figure 5. Also, the detailed result for accuracy and macro-averaged F-measure is presented in Tables 3 and 4. We observe that **OVA** and proposed **DS-m2b** are the two best performing algorithms. **OVA** algorithm is slightly ahead of **DS-m2b** in most datasets, whereas for larger number of classes on Wikipedia dataset, **DS-m2b** achieves better performance than **OVA**. **M-SVM** is clearly lower in terms of predictive performance and **RecallTree** which performed well in terms of total runtime and memory usage, has significantly degraded performances in terms of prediction in large-scale scenario.

7 Conclusion

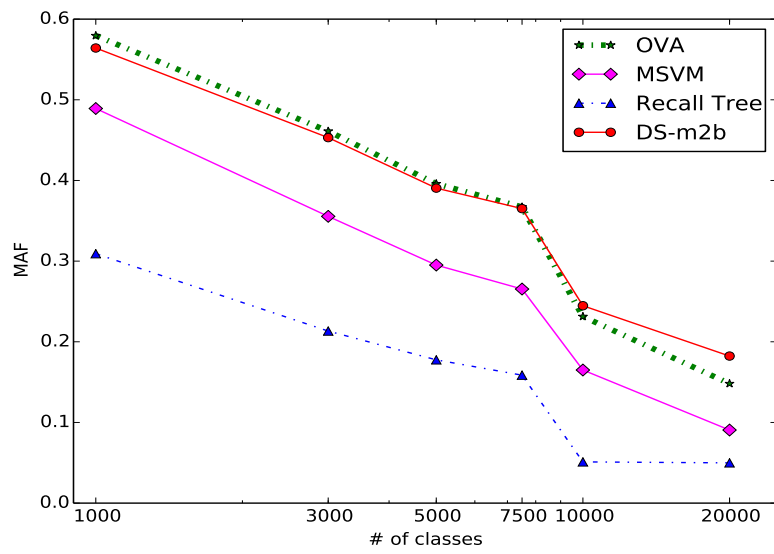
We presented a new method for reducing a multiclass classification problem to binary classification. We employ similarity based feature representation for class and examples and a double sampling stochastic scheme for the reduction process. These characteristics of the algorithm contribute for its excellent performance in terms of memory usage and total runtime. This makes the algorithm highly suitable for large class scenario. Additionally, we give theoretical justification of the algorithm by deriving generalization bounds using local Rademacher complexity. The proposed algorithm exhibits an excellent compromise between memory use, runtime, and prediction accuracy.

Classes	OVA				M-SVM				RecallTree				DS-m2b								
	Time (s)		Mem (GB)		Time (s)		Mem (GB)		Time (s)		Mem (GB)		Time (s)		Mem (GB)						
	Acc	MaF	Train Time	Test Time	Acc	MaF	Train Time	Test Time	Acc	MaF	Train Time	Test Time	Preprocess Time	Reduction Time	Test Time	Mem (GB)					
1000	0.713	0.604	114	1	1.03	0.650	0.510	289	1	1.03	0.408	0.262	30	1	4.12	0.082	0.587	10	7	20	0.29
2000	0.647	0.524	468	7	2.91	0.572	0.430	1668	11	2.92	0.342	0.202	62	2	4.07	0.620	0.519	35	19	43	0.49
3000	0.614	0.499	1776	32	5.46	0.515	0.380	2448	14	5.46	0.308	0.178	138	2	8.22	0.574	0.479	66	36	67	0.70
4000	0.589	0.464	1963	27	8.44	0.480	0.343	4877	25	8.44	0.278	0.155	194	3	8.22	0.544	0.444	165	80	98	0.91
5000	0.567	0.442	3867	41	11.80	0.459	0.324	7358	53	11.80	0.269	0.151	210	6	8.22	0.525	0.428	511	254	125	1.09
7500	0.558	0.384	12439	137	23.82	0.478	0.252	26070	136	23.82	0.300	0.098	460	7	8.23	0.449	0.364	1022	979	281	1.77
10000	0.506	0.374	15435	262	34.00	0.405	0.240	36015	209	34.00	0.232	0.111	523	8	8.24	0.446	0.355	2248	1024	311	2.15
20000	0.403	0.231	60912	607	84.10	0.278	0.128	141551	789	84.10	0.189	0.048	840	12	8.26	0.302	0.214	8095	3686	716	3.85

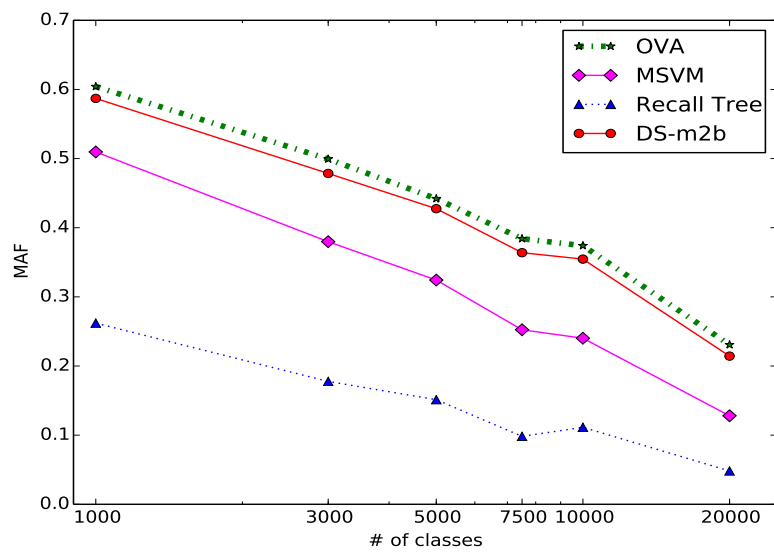
Table 3: DMOZ Complete Result

classes	OVA				M-SVM				RecallTree				DS-m2b								
	Time (s)		Mem (GB)		Time (s)		Mem (GB)		Time (s)		Mem (GB)		Time (s)		Mem (GB)						
	Acc	MaF	Train Time	Test Time	Acc	MaF	Train Time	Test Time	Acc	MaF	Train Time	Test Time	Preprocess Time	Reduction Time	Test Time	Mem (GB)					
1000	0.707	0.580	99	1	0.49	0.653	0.489	204	0	0.49	0.436	0.309	14	1	1.04	0.673	0.564	5	5	24	0.19
2000	0.637	0.499	486	2	1.27	0.561	0.401	770	1	1.27	0.372	0.250	32	1	4.11	0.603	0.471	26	14	47	0.30
3000	0.591	0.461	1229	5	2.33	0.506	0.356	1626	4	2.33	0.307	0.213	70	2	4.11	0.560	0.453	31	21	72	0.41
4000	0.569	0.441	1892	11	3.65	0.476	0.335	2809	6	3.65	0.309	0.202	115	3	5.39	0.529	0.428	49	34	116	0.52
5000	0.529	0.396	3398	12	5.06	0.439	0.295	5219	12	5.06	0.279	0.178	128	2	8.21	0.495	0.391	89	54	127	0.63
7500	0.489	0.367	8066	24	8.13	0.388	0.265	8222	21	8.13	0.242	0.159	135	6	8.22	0.464	0.365	119	77	165	0.81
10000	0.360	0.231	24260	107	16.88	0.327	0.165	29732	90	16.88	0.187	0.051	260	5	6.84	0.381	0.245	1035	508	424	1.20
20000	0.233	0.148	85439	408	44.69	0.203	0.091	120456	309	44.69	0.134	0.050	660	8	7.98	0.288	0.182	3733	1802	874	2.22

Table 4: Wikipedia Complete Result



(a) Wikipedia



(b) DMOZ

Fig. 5: MAF comparison for all methods for Wikipedia (a), and DMOZ (b) Datasets

References

1. Rohit Babbar, Cornelia Metzger, Ioannis Partalas, Eric Gaussier, and Massih R. Amini. On power law distributions in large-scale taxonomies. *SIGKDD Explorations*, 16(1), 2014.
2. Alina Beygelzimer, John Langford, and Pradeep Ravikumar. Error-correcting tournaments. In *Proceedings of the 20th International Conference on Algorithmic Learning Theory*, ALT'09, pages 247–262, 2009.
3. Anna Choromanska and John Langford. Logarithmic time online multiclass prediction. *CoRR*, abs/1406.1822, 2014.
4. Koby Crammer and Yoram Singer. On the algorithmic implementation of multiclass kernel-based vector machines. *J. Mach. Learn. Res.*, 2:265–292, 2002.
5. Hal Daume III, Nikos Karampatziakis, John Langford, and Paul Mineiro. Logarithmic time one-against-some. *arXiv preprint arXiv:1606.04988*, 2016.
6. Sarel Har-peled, Dan Roth, and Dav Zimak. Constraint classification: A new approach to multiclass classification and ranking. In *Advances in Neural Information Processing Systems 15*, pages 365–379, 2002.
7. Eyke Hüllermeier and Johannes Fürnkranz. On minimizing the position error in label ranking. In *Machine Learning: ECML 2007*, pages 583–590. Springer, 2007.
8. S. Janson. Large deviations for sums of partly dependent random variables. *Random Structures and Algorithms*, 24(3):234–248, 2004.
9. Bikash Joshi, Massih-Reza Amini, Ioannis Partalas, Liva Ralaivola, Nicolas Usunier, and Eric Gaussier. On binary reduction of large-scale multiclass classification problems. In *Advances in Intelligent Data Analysis XIV - 14th International Symposium, IDA 2015*, pages 132–144, 2015.
10. Tie-Yan Liu, Jun Xu, Tao Qin, Wenying Xiong, and Hang Li. Letor: Benchmark dataset for research on learning to rank for information retrieval. In *Proceedings of SIGIR 2007 workshop on learning to rank for information retrieval*, pages 3–10, 2007.
11. Ana Carolina Lorena, André C. Carvalho, and João M. Gama. A review on the combination of binary classifiers in multiclass problems. *Artif. Intell. Rev.*, 30(1-4):19–37, 2008.
12. Sang-Hyeun Park and Johannes Fürnkranz. Efficient prediction algorithms for binary decomposition techniques. *Data Mining and Knowledge Discovery*, 24(1):40–77, 2012.
13. Sang-Hyeun Park and Johannes Fürnkranz. Efficient implementation of class-based decomposition schemes for naïve bayes. *Machine Learning*, 96(3):295–309, 2014.
14. I. Partalas, A. Kosmopoulos, N. Baskiotis, T. Artieres, G. Paliouras, E. Gaussier, I. Androutsopoulos, M.-R. Amini, and P. Galinari. LSHTC: A Benchmark for Large-Scale Text Classification. *ArXiv e-prints*, March 2015.
15. F. Pedregosa, G. Varoquaux, A. Gramfort, V. Michel, B. Thirion, O. Grisel, M. Blondel, P. Prettenhofer, R. Weiss, V. Dubourg, J. Vanderplas, A. Passos, D. Cournapeau, M. Brucher, M. Perrot, and E. Duchesnay. Scikit-learn: Machine learning in Python. *Journal of Machine Learning Research*, 12:2825–2830, 2011.
16. Liva Ralaivola and Massih-Reza Amini. Entropy-based concentration inequalities for dependent variables. In *Proceedings of the 32nd International Conference on Machine Learning, ICML 2015, Lille, France, 6-11 July 2015*, pages 2436–2444, 2015.
17. Robert E Schapire and Yoram Singer. Improved boosting algorithms using confidence-rated predictions. *Machine learning*, 37(3):297–336, 1999.
18. Michalis Titsias. One-vs-each approximation to softmax for scalable estimation of probabilities. In *Advances in Neural Information Processing Systems 29*, pages 4161–4169, 2016.
19. Nicolas Usunier, Massih-Reza Amini, and Patrick Gallinari. Generalization error bounds for classifiers trained with interdependent data. In *Advances in Neural Information Processing Systems 18 (NIPS)*, pages 1369–1376, 2005.
20. Jason Weston, Samy Bengio, and Nicolas Usunier. Wsabie: Scaling up to large vocabulary image annotation. In *Proceedings of the International Joint Conference on Artificial Intelligence, IJCAI*, 2011.
21. Jason Weston and Chris Watkins. Multi-class support vector machines. Technical report, Technical Report CSD-TR-98-04, Department of Computer Science, Royal Holloway, University of London, 1998.