

Constraining the initial conditions and temperature dependent transport with three-particle correlations in Au+Au collisions

L. Adamczyk,¹ J. K. Adkins,¹⁹ G. Agakishiev,¹⁷ M. M. Aggarwal,³¹ Z. Ahammed,⁵⁰ N. N. Ajitanand,⁴⁰ I. Alekseev,^{15,26} D. M. Anderson,⁴² R. Aoyama,⁴⁶ A. Aparin,¹⁷ D. Arkhipkin,³ E. C. Aschenauer,³ M. U. Ashraf,⁴⁵ A. Attri,³¹ G. S. Averichev,¹⁷ X. Bai,⁷ V. Bairathi,²⁷ A. Behera,⁴⁰ R. Bellwied,⁴⁴ A. Bhasin,¹⁶ A. K. Bhati,³¹ P. Bhattarai,⁴³ J. Bielcik,¹⁰ J. Bielcikova,¹¹ L. C. Bland,³ I. G. Bordyuzhin,¹⁵ J. Bouchet,¹⁸ J. D. Brandenburg,³⁶ A. V. Brandin,²⁶ D. Brown,²³ I. Bunzarov,¹⁷ J. Butterworth,³⁶ H. Caines,⁵⁴ M. Calderón de la Barca Sánchez,⁵ J. M. Campbell,²⁹ D. Cebra,⁵ I. Chakaberia,³ P. Chaloupka,¹⁰ Z. Chang,⁴² N. Chankova-Bunzarova,¹⁷ A. Chatterjee,⁵⁰ S. Chattopadhyay,⁵⁰ X. Chen,³⁷ J. H. Chen,³⁹ X. Chen,²¹ J. Cheng,⁴⁵ M. Cherney,⁹ W. Christie,³ G. Contin,²² H. J. Crawford,⁴ S. Das,⁷ L. C. De Silva,⁹ R. R. Debbe,³ T. G. Dedovich,¹⁷ J. Deng,³⁸ A. A. Derevschikov,³³ L. Didenko,³ C. Dilks,³² X. Dong,²² J. L. Drachenberg,²⁰ J. E. Draper,⁵ L. E. Dunkelberger,⁶ J. C. Dunlop,³ L. G. Efimov,¹⁷ N. Elsey,⁵² J. Engelage,⁴ G. Eppley,³⁶ R. Esha,⁶ S. Esumi,⁴⁶ O. Evdokimov,⁸ J. Ewigleben,²³ O. Eyser,³ R. Fatemi,¹⁹ S. Fazio,³ P. Federic,¹¹ P. Federicova,¹⁰ J. Fedorisin,¹⁷ Z. Feng,⁷ P. Filip,¹⁷ E. Finch,⁴⁷ Y. Fisyak,³ C. E. Flores,⁵ L. Fulek,¹ C. A. Gagliardi,⁴² D. Garand,³⁴ F. Geurts,³⁶ A. Gibson,⁴⁹ M. Girard,⁵¹ D. Grosnick,⁴⁹ D. S. Gunarathne,⁴¹ Y. Guo,¹⁸ A. Gupta,¹⁶ S. Gupta,¹⁶ W. Guryon,³ A. I. Hamad,¹⁸ A. Hamed,⁴² A. Harlanderova,¹⁰ J. W. Harris,⁵⁴ L. He,³⁴ S. Heppelmann,³² S. Heppelmann,⁵ A. Hirsch,³⁴ G. W. Hoffmann,⁴³ S. Horvat,⁵⁴ T. Huang,²⁸ B. Huang,⁸ X. Huang,⁴⁵ H. Z. Huang,⁶ T. J. Humanic,²⁹ P. Huo,⁴⁰ G. Igo,⁶ W. W. Jacobs,¹⁴ A. Jentsch,⁴³ J. Jia,^{3,40} K. Jiang,³⁷ S. Jowzaee,⁵² E. G. Judd,⁴ S. Kabana,¹⁸ D. Kalinkin,¹⁴ K. Kang,⁴⁵ K. Kauder,⁵² H. W. Ke,³ D. Keane,¹⁸ A. Kechechyan,¹⁷ Z. Khan,⁸ D. P. Kikola,⁵¹ I. Kisel,¹² A. Kisel,⁵¹ L. Kochenda,²⁶ M. Kocmanek,¹¹ T. Kollegger,¹² L. K. Kosarzewski,⁵¹ A. F. Kraishan,⁴¹ P. Kravtsov,²⁶ K. Krueger,² N. Kulathunga,⁴⁴ L. Kumar,³¹ J. Kvapil,¹⁰ J. H. Kwasizur,¹⁴ R. Lacey,⁴⁰ J. M. Landgraf,³ K. D. Landry,⁶ J. Lauret,³ A. Lebedev,³ R. Lednicky,¹⁷ J. H. Lee,³ X. Li,³⁷ C. Li,³⁷ W. Li,³⁹ Y. Li,⁴⁵ J. Lidrych,¹⁰ T. Lin,¹⁴ M. A. Lisa,²⁹ H. Liu,¹⁴ P. Liu,⁴⁰ Y. Liu,⁴² F. Liu,⁷ T. Ljubicic,³ W. J. Llope,⁵² M. Lomnitz,²² R. S. Longacre,³ S. Luo,⁸ X. Luo,⁷ G. L. Ma,³⁹ L. Ma,³⁹ Y. G. Ma,³⁹ R. Ma,³ N. Magdy,⁴⁰ R. Majka,⁵⁴ D. Mallick,²⁷ S. Margetis,¹⁸ C. Markert,⁴³ H. S. Matis,²² K. Meehan,⁵ J. C. Mei,³⁸ Z. W. Miller,⁸ N. G. Minaev,³³ S. Mioduszewski,⁴² D. Mishra,²⁷ S. Mizuno,²² B. Mohanty,²⁷ M. M. Mondal,¹³ D. A. Morozov,³³ M. K. Mustafa,²² Md. Nasim,⁶ T. K. Nayak,⁵⁰ J. M. Nelson,⁴ M. Nie,³⁹ G. Nigmatkulov,²⁶ T. Niida,⁵² L. V. Nogach,³³ T. Nonaka,⁴⁶ S. B. Nurushev,³³ G. Odyniec,²² A. Ogawa,³ K. Oh,³⁵ V. A. Okorokov,²⁶ D. Olivitt Jr.,⁴¹ B. S. Page,³ R. Pak,³ Y. Pandit,⁸ Y. Panebratsev,¹⁷ B. Pawlik,³⁰ H. Pei,⁷ C. Perkins,⁴ P. Pile,³ J. Pluta,⁵¹ K. Poniatowska,⁵¹ J. Porter,²² M. Posik,⁴¹ A. M. Poskanzer,²² N. K. Pruthi,³¹ M. Przybycien,¹ J. Putschke,⁵² H. Qiu,³⁴ A. Quintero,⁴¹ S. Ramachandran,¹⁹ R. L. Ray,⁴³ R. Reed,²³ M. J. Rehbein,⁹ H. G. Ritter,²² J. B. Roberts,³⁶ O. V. Rogachevskiy,¹⁷ J. L. Romero,⁵ J. D. Roth,⁹ L. Ruan,³ J. Rusnak,¹¹ O. Rusnakova,¹⁰ N. R. Sahoo,⁴² P. K. Sahu,¹³ S. Salur,²² J. Sandweiss,⁵⁴ M. Saur,¹¹ J. Schambach,⁴³ A. M. Schmah,²² W. B. Schmidke,³ N. Schmitz,²⁴ B. R. Schweid,⁴⁰ J. Seger,⁹ M. Sergeeva,⁶ P. Seyboth,²⁴ N. Shah,³⁹ E. Shahaliev,¹⁷ P. V. Shanmuganathan,²³ M. Shao,³⁷ A. Sharma,¹⁶ M. K. Sharma,¹⁶ W. Q. Shen,³⁹ Z. Shi,²² S. S. Shi,⁷ Q. Y. Shou,³⁹ E. P. Sichtermann,²² R. Sikora,¹ M. Simko,¹¹ S. Singha,¹⁸ M. J. Skoby,¹⁴ N. Smirnov,⁵⁴ D. Smirnov,³ W. Solyst,¹⁴ L. Song,⁴⁴ P. Sorensen,³ H. M. Spinka,² B. Srivastava,³⁴ T. D. S. Stanislaus,⁴⁹ M. Strikhanov,²⁶ B. Stringfellow,³⁴ T. Sugiura,⁴⁶ M. Sumera,¹¹ B. Summa,³² Y. Sun,³⁷ X. M. Sun,⁷ X. Sun,⁷ B. Surrow,⁴¹ D. N. Svirida,¹⁵ A. H. Tang,³ Z. Tang,³⁷ A. Taranenko,²⁶ T. Tarnowsky,²⁵ A. Tawfik,⁵³ J. Thäder,²² J. H. Thomas,²² A. R. Timmins,⁴⁴ D. Tlusty,³⁶ T. Todoroki,³ M. Tokarev,¹⁷ S. Trentalange,⁶ R. E. Tribble,⁴² P. Tribedy,³ S. K. Tripathy,¹³ B. A. Trzeciak,¹⁰ O. D. Tsai,⁶ T. Ullrich,³ D. G. Underwood,² I. Upsal,²⁹ G. Van Buren,³ G. van Nieuwenhuizen,³ A. N. Vasiliev,³³ F. Videbæk,³ S. Vokal,¹⁷ S. A. Voloshin,⁵² A. Vossen,¹⁴ G. Wang,⁶ Y. Wang,⁷ F. Wang,³⁴ Y. Wang,⁴⁵ J. C. Webb,³ G. Webb,³ L. Wen,⁶ G. D. Westfall,²⁵ H. Wieman,²² S. W. Wissink,¹⁴ R. Witt,⁴⁸ Y. Wu,¹⁸ Z. G. Xiao,⁴⁵ W. Xie,³⁴ G. Xie,³⁷ J. Xu,⁷ N. Xu,²² Q. H. Xu,³⁸ Y. F. Xu,³⁹ Z. Xu,³ Y. Yang,²⁸ Q. Yang,³⁷ C. Yang,³⁸ S. Yang,³ Z. Ye,⁸ Z. Ye,⁸ L. Yi,⁵⁴ K. Yip,³ I. -K. Yoo,³⁵ N. Yu,⁷ H. Zbroszczyk,⁵¹ W. Zha,³⁷ Z. Zhang,³⁹ X. P. Zhang,⁴⁵ J. B. Zhang,⁷ S. Zhang,³⁷ J. Zhang,²¹ Y. Zhang,³⁷ J. Zhang,²² S. Zhang,³⁹ J. Zhao,³⁴ C. Zhong,³⁹ L. Zhou,³⁷ C. Zhou,³⁹ X. Zhu,⁴⁵ Z. Zhu,³⁸ and M. Zyzak¹²

(STAR Collaboration)

¹AGH University of Science and Technology, FPACS, Cracow 30-059, Poland

²Argonne National Laboratory, Argonne, Illinois 60439

³Brookhaven National Laboratory, Upton, New York 11973

- ⁴University of California, Berkeley, California 94720
⁵University of California, Davis, California 95616
⁶University of California, Los Angeles, California 90095
⁷Central China Normal University, Wuhan, Hubei 430079
⁸University of Illinois at Chicago, Chicago, Illinois 60607
⁹Creighton University, Omaha, Nebraska 68178
¹⁰Czech Technical University in Prague, FNSPE, Prague, 115 19, Czech Republic
¹¹Nuclear Physics Institute AS CR, 250 68 Prague, Czech Republic
¹²Frankfurt Institute for Advanced Studies FIAS, Frankfurt 60438, Germany
¹³Institute of Physics, Bhubaneswar 751005, India
¹⁴Indiana University, Bloomington, Indiana 47408
¹⁵Alikhanov Institute for Theoretical and Experimental Physics, Moscow 117218, Russia
¹⁶University of Jammu, Jammu 180001, India
¹⁷Joint Institute for Nuclear Research, Dubna, 141 980, Russia
¹⁸Kent State University, Kent, Ohio 44242
¹⁹University of Kentucky, Lexington, Kentucky, 40506-0055
²⁰Lamar University, Physics Department, Beaumont, Texas 77710
²¹Institute of Modern Physics, Chinese Academy of Sciences, Lanzhou, Gansu 730000
²²Lawrence Berkeley National Laboratory, Berkeley, California 94720
²³Lehigh University, Bethlehem, PA, 18015
²⁴Max-Planck-Institut für Physik, Munich 80805, Germany
²⁵Michigan State University, East Lansing, Michigan 48824
²⁶National Research Nuclear University MEPhI, Moscow 115409, Russia
²⁷National Institute of Science Education and Research, Bhubaneswar 751005, India
²⁸National Cheng Kung University, Tainan 70101
²⁹Ohio State University, Columbus, Ohio 43210
³⁰Institute of Nuclear Physics PAN, Cracow 31-342, Poland
³¹Panjab University, Chandigarh 160014, India
³²Pennsylvania State University, University Park, Pennsylvania 16802
³³Institute of High Energy Physics, Protvino 142281, Russia
³⁴Purdue University, West Lafayette, Indiana 47907
³⁵Pusan National University, Pusan 46241, Korea
³⁶Rice University, Houston, Texas 77251
³⁷University of Science and Technology of China, Hefei, Anhui 230026
³⁸Shandong University, Jinan, Shandong 250100
³⁹Shanghai Institute of Applied Physics, Chinese Academy of Sciences, Shanghai 201800
⁴⁰State University Of New York, Stony Brook, NY 11794
⁴¹Temple University, Philadelphia, Pennsylvania 19122
⁴²Texas A&M University, College Station, Texas 77843
⁴³University of Texas, Austin, Texas 78712
⁴⁴University of Houston, Houston, Texas 77204
⁴⁵Tsinghua University, Beijing 100084
⁴⁶University of Tsukuba, Tsukuba, Ibaraki, Japan,
⁴⁷Southern Connecticut State University, New Haven, CT, 06515
⁴⁸United States Naval Academy, Annapolis, Maryland, 21402
⁴⁹Valparaiso University, Valparaiso, Indiana 46383
⁵⁰Variable Energy Cyclotron Centre, Kolkata 700064, India
⁵¹Warsaw University of Technology, Warsaw 00-661, Poland
⁵²Wayne State University, Detroit, Michigan 48201
⁵³World Laboratory for Cosmology and Particle Physics (WLCAPP), Cairo 11571, Egypt
⁵⁴Yale University, New Haven, Connecticut 06520

We present three-particle mixed-harmonic correlations $\langle \cos(m\phi_1 + n\phi_2 - (m+n)\phi_3) \rangle$ for charged particles in $\sqrt{s_{NN}}=200$ GeV Au+Au collisions at RHIC. These measurements provide information on the three-dimensional structure of the initial collision zone and are important for constraining models of a subsequent low-viscosity quark-gluon plasma expansion phase. We find evidence for correlations between the first, second and third harmonics predicted as a consequence of fluctuations in the initial state. The dependence of the correlations on the pseudorapidity separation between particles is consistent with a breaking of longitudinal invariance. While the correlator for $m, n = 2$ is well described by a hydrodynamical model with a temperature dependent shear viscosity-to-entropy ratio, the higher harmonic correlations are significantly under-predicted. The data suggest that models of heavy-ion collisions need to include the longitudinal dependence of the initial state and stronger correlations produced in the final state.

Introduction : Matter as hot and dense as the early universe microseconds after the Big Bang can be created by colliding heavy nuclei at high energies. At these temperatures, baryons and mesons melt to form a quark gluon plasma (QGP) [1–4]. Data from the Relativistic Heavy Ion Collider (RHIC) at Brookhaven National Laboratory and the Large Hadron Collider (LHC) at CERN have been argued to show that the QGP at these temperatures is a nearly perfect fluid with a shear viscosity-to-entropy density ratio (η/s) smaller than any other fluid known in nature [5–13]. Theoretical calculations suggest that like many other fluids, the QGP viscosity should have a dependence on temperature with a minimum at the QGP-to-hadron transition temperature [14–16]. The study of transport in the QGP extends beyond shear viscosity to bulk viscosity and even transport induced by the chiral anomaly in quantum chromodynamics (QCD) through the chiral magnetic effect (CME) [17, 18]. The determination of the temperature dependence of these transport properties is an open problem of fundamental importance in the study of the emergent properties of QCD matter.

Over the past years the harmonic decomposition of two-particle azimuthal correlations $v_n^2\{2\} = \langle \cos n(\phi_1 - \phi_2) \rangle$ (where $\phi_{1,2}$ are azimuthal angles of particle momenta) [12, 19–22] have already helped shed light on these topics. Hydrodynamic models with different initial conditions and transport parameters have been compared to measurements at RHIC and LHC to constrain the fluid-like property of the medium [23]. Given their large number of parameters, measurements of multiple observables over a wide energy range have been found to be essential for constraining such models [24–26]. So far however, the temperature dependence of transport parameters like the bulk and shear viscosity are not well constrained by the existing data.

In this letter, we report on the measurement of three-particle correlations that provide unique ways to constrain the fluid-like properties of the QGP. These new measurements at RHIC extend beyond the conventional two-particle correlations; they help elucidate the three dimensional structure of the initial state, probe the non-linear hydrodynamic response of the medium, and will help constrain the temperature dependence of the transport parameters.

We measure three-particle azimuthal correlations using the observables [27]

$$C_{m,n,m+n} = \langle \langle \cos(m\phi_1 + n\phi_2 - (m+n)\phi_3) \rangle \rangle \quad (1)$$

where the inner average is taken over all sets of unique triplets, and the outer average is taken over all events weighted by the number of triplets in each event. We report on the centrality dependence of $C_{m,n,m+n}$ with combinations of harmonics $(m,n) = (1,1), (1,2), (2,2), (2,3), (2,4)$ and $(3,3)$ for inclusive charged particles in Au+Au collisions at $\sqrt{s_{NN}} = 200$

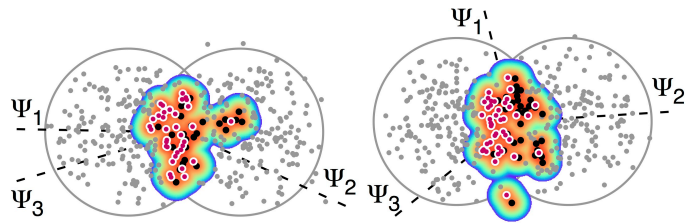


FIG. 1. (color online) Monte Carlo Glauber simulation for Au+Au collisions at $\sqrt{s_{NN}} = 200$ GeV with impact parameter $b=10$ fm, showing in-plane and out-of-plane fluctuations of the participants. The grey points show the positions of the spectator nucleons. The positions of the wounded nucleons from the left (right) nucleus are shown by red (black) colored points in each diagram. The Gaussian energy density deposition (width = 0.4 fm) around the center of wounded nucleons are shown by color contours. The orientations of different geometric eccentricities are shown by dashed lines.

GeV. The $C_{m,n,m+n}$ are related to event-plane correlations like those measured in Pb+Pb collisions at 2.76 TeV [28–30]. If v_n and Ψ_n denote [31] anisotropic flow coefficients and their associated event planes [32], for $m,n > 1$, $C_{m,n,m+n}$ can be approximated as $\langle v_m v_n v_{m+n} \cos(m\Psi_m + n\Psi_n - (m+n)\Psi_{m+n}) \rangle$. Such flow based interpretation is not likely to be applicable in case of $m,n = 1$ for which a strong charge dependence has been observed [33–35] and the effects of momentum conservation may be important [36, 37].

Measurements of $C_{m,n,m+n}$ provide unique information about the geometry of the collision overlap region and its fluctuations. Reference [38] proposed that measurements of $C_{1,2,3}$ could detect event-by-event correlations of the first, second and third harmonic anisotropies. Although it is sometimes assumed that the axis of the third harmonic is random, Monte-Carlo Glauber simulations show correlations between the first, second, and third harmonic planes. Figure 1 (left) shows the case when a single nucleon (shown by a red dot) at the edge of a colliding nucleus fluctuates outward and impinges on the other nucleus creating a region of increased energy density. This specific in-plane fluctuation generates v_1 which reduces v_2 , increases v_3 [39] and pushes the orientation of the second and third harmonic planes closer to each other. A similar fluctuation occurring in the out-of-plane direction is illustrated in the right panel of Fig. 1 which enhances the second harmonic eccentricity but leads to very little third harmonic eccentricity. The nucleon in this case either entirely misses the other nucleus or strikes a less dense region. Both of these configurations lead to strong correlations between the first, second and third harmonic anisotropies in the initial state that are dominant in mid-central collisions. Such correlations, if observed in terms of $C_{1,2,3}$, will for the first time, demonstrate the presence of a v_1 driven component of v_3 arising due to initial geometry.

The fluctuation illustrated in Fig. 1 (left) should be

asymmetric in the longitudinal direction. When the nucleon at the edge of one nucleus impinges on the center of the other nucleus, it is similar to a central p+Au collision. In p+Au collisions, the maximum of the multiplicity distribution is known to be shifted in pseudorapidity η towards the Au going direction. In Fig.1 (left) the shift of the multiplicity distribution will be in the opposite η direction on the left side of the collision region compared to the right side. For this reason, one expects that the harmonic planes can point in different directions for positive or negative η . For first and third harmonics, the planes can be rotated by as much as π (rad) with the variation of their relative η . Similar effects have been investigated in models and discussed in terms of torqued fireballs [40], twists [41], or reaction-plane decorrelations [42]. Studying the $\Delta\eta$ dependence of $C_{1,2,3}$ should reveal these effects if they exist, and provide new insights on the three dimensional structure of the initial state.

In general, if a medium is fully describable by hydrodynamics, nonlinear couplings between harmonics are expected to change the sign of $C_{m,n,m+n}$ relative to what would be expected based on the initial state eccentricities ε_n [43] and participant planes Φ_n [27, 38, 44–51]. Observables sensitive to nonlinear hydrodynamic response are ideal probes of viscosity. Since higher harmonics are more strongly damped by viscosity, the nonlinear coupling increases correlations of v_n with other lower harmonic eccentricities $\varepsilon_{m<n}$, and thereby with $v_{m<n}$. In this way, $C_{m,n,m+n}$ becomes more sensitive to η/s [52]. This sensitivity to viscosity has been previously demonstrated by phenomenological studies at LHC energies [27, 44, 46, 53]. Correlations of event planes measured by the ATLAS and ALICE collaborations for $m, n \geq 2$ [21, 29, 30] have been compared to hydrodynamic simulations to constrain the temperature dependence of viscosity $\eta/s(T)$ [53]. However since LHC measurements are sensitive to the η/s at higher temperatures, full constraint on $\eta/s(T)$ is better achieved with complementary measurements of $C_{m,n,m+n}$ at RHIC [11, 53–55].

In this work we report the three-particle correlations directly instead of event-plane correlations. One advantage of three-particle correlations is that the measurements are well defined even without assuming the correlations are dominated by flow coefficients and harmonic planes. Other effects besides reaction plane correlations, particularly important for $m, n = 1$, can be present in $C_{m,n,m+n}$ and the correctness and completeness of a model needs to be judged through direct comparison to the data. Also, when expressed in terms of reaction plane correlations, $C_{m,n,m+n}$ corresponds to a well defined limit (the low-resolution limit) [56] of the measurement [57].

Experiment and Analysis : We present measurements of $C_{m,n,m+n}$ in 200 GeV Au+Au collisions with data collected in the year 2011 by the STAR detector [58] at RHIC. Charged particles are detected within the range $|\eta| < 1$ and for transverse momentum of $p_T > 0.2$ GeV/c

using the STAR Time Projection Chamber [59] situated inside a 0.5 Tesla solenoidal magnetic field. We use track-by-track weights [60, 61] to account for imperfections in the detector acceptance and momentum dependence of the detector efficiency. The two-track acceptance artifacts which arise due to track-merging effects are corrected by measuring the $\Delta\eta_{1,2} = \eta_1 - \eta_2$, $\Delta\eta_{1,3} = \eta_1 - \eta_3$, and $\Delta\eta_{2,3} = \eta_2 - \eta_3$ dependence of $C_{m,n,m+n}$ and algebraically correcting the integrated value of $C_{m,n,m+n}$ for the missing pairs apparent at $\Delta\eta \approx 0$. Note that the subscripts in $C_{m,n,m+n}$ refer to the harmonic number while the subscripts for the $\eta_{i,j}$ refer to the particle number. Systematic uncertainties have been estimated by comparing data from different time periods, from different years with different tracking algorithms, by comparing different efficiency estimates, by varying the z-vertex position of the collision, and by varying track selection criteria. We also include estimates of the effect of short-range quantum and Coulomb correlations in the systematic uncertainties based on the shape of the $\Delta\eta$ dependence. More analysis details are available in a longer companion paper [62]. For each of our centrality intervals (0 – 5%, 5 – 10%, 10 – 20%, ..., 70 – 80%), we use a Monte Carlo Glauber model [63, 64] to estimate the average number of participating nucleons N_{part} which will be used in plotting our results.

Results : Figure 2 shows the $\Delta\eta$ dependence of $C_{1,2,3}$ (a) and $C_{2,2,4}$ (b). The $\Delta\eta$ dependence of $C_{1,1,2}$ was presented previously [34, 35] and other harmonic combinations also will be presented in Ref. [62]. The top panel of Fig.2 shows $C_{1,2,3}$ as a function of $|\Delta\eta_{1,2}|$ and $|\Delta\eta_{1,3}|$. We observe a strong $|\Delta\eta_{1,3}|$ dependence but a weak $|\Delta\eta_{1,2}|$ dependence. The observation for $\Delta\eta_{2,3}$ is similar to $\Delta\eta_{1,2}$, so it has been omitted from the figure for clarity. For $|\Delta\eta_{1,3}| \approx 0$, $C_{1,2,3}$ is positive, but as $|\Delta\eta_{1,3}|$ increases, $C_{1,2,3}$ decreases and becomes negative. This is consistent with expectations of the breaking of longitudinal invariance through a forward-backward rapidity dependence as discussed previously. No such dependence is observed for $|\Delta\eta_{1,2}|$ since although the third harmonic plane may rotate significantly in the forward and backward directions, the second harmonic plane should remain invariant (The second harmonic event plane is not expected to alter its orientation due to symmetry of the collision geometry). We show here that $C_{1,2,3}$ exhibits strong variation over the entire range from $|\Delta\eta_{1,3}| = 0$ to $|\Delta\eta_{1,3}| = 2$. Such a scenario is consistent with an effect related to the initial state geometry. However, as mentioned before, since $C_{1,2,3}$ involves the first order harmonic it may have contributions from nonflow correlations such as momentum conservation effects [33]. A detailed discussion on challenges to separate flow from different nonflow correlations in $C_{m,n,m+n}$ will be presented in the follow-up paper of Ref [62].

In Fig. 2 (b) we present the $\Delta\eta$ dependence of $C_{2,2,4}$. We find a much weaker $\Delta\eta$ dependence for $C_{2,2,4}$ than

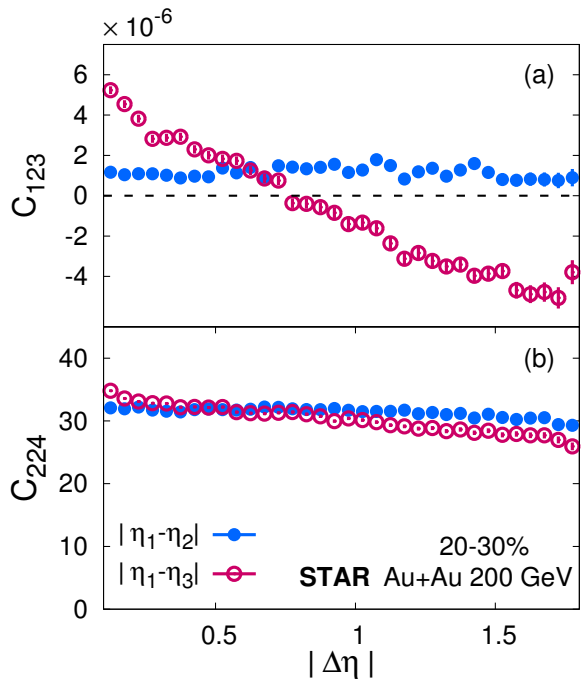


FIG. 2. (color online) Dependence of mixed harmonic correlators $C_{1,2,3}$ and $C_{2,2,4}$ on relative pseudorapidity.

for $C_{1,2,3}$; while $C_{1,2,3}$ changes sign, $C_{2,2,4}$ only varies by 20% over the range of our measurements. This is not surprising since $C_{2,2,4}$ is dominated by the second harmonic event plane. The dependence of $C_{2,2,4}$ is also stronger for $|\Delta\eta_{1,3}|$ than it is for $|\Delta\eta_{1,2}|$. The variation of $C_{m,n,m+n}$ with $\Delta\eta$ makes it difficult to compare the data to models that assume a longitudinally invariant two-dimensional (boost invariant) initial geometry. Until those simplifying assumptions are relaxed, $C_{2,2,4}$ having the smallest relative variation on $\Delta\eta$ provides the best opportunity for comparison.

We now turn to the measurements of the centrality dependence of $\Delta\eta$ integrated $C_{m,n,m+n}$. In Fig. 3 we show measurements of $C_{m,n,m+n}$ for charged particles with $p_T > 0.2$ GeV/c and $|\eta| < 1$. We multiply the quantity $C_{m,n,m+n}$ by N_{part}^2 to improve the visibility and to account for the natural dilution of correlations expected from superpositions of independent sources. We find that the Glauber model based on the initial state geometry predicts negative values for all combinations of $C_{m,n,m+n}$. Since only a fraction of the initial state geometry is converted to final state anisotropy, we need to scale the Glauber model calculations by factors of $\sim 10^{-3} - 10^{-4}$ to improve the clarity of Fig. 3. We note that all the correlators exhibit a significant $\Delta\eta$ dependence that cannot be described in the currently available boost-invariant model calculations. Among all measured $C_{m,n,m+n}$, we find $C_{2,2,4}$ and $C_{2,3,5}$ have the smallest variation (about 20%) within the measured $\Delta\eta$ range, whereas the combinations involving $n = 1$ show much stronger

variations [62].

We compare our results with three different hydrodynamic model calculations that have been constrained by the global data on azimuthal correlations available so far at RHIC and the LHC. The models include 1) a calculation based on 2+1 dimensional hydrodynamic simulations with $\eta/s = 1/4\pi$ with MC-Glauber initial conditions by Teaney and Yan [38, 46], 2) hydrodynamic simulations MUSIC with boost invariant IP-Glasma initial conditions [65, 66] that include a constant $\eta/s = 1/4\pi$ and a temperature dependent bulk viscosity $\zeta/s(T)$ [67] and 3) the perturbative-QCD+saturation+hydro based ‘‘EKRT’’ model [53] that uses two different parameterizations of the viscosity with constant $\eta/s = 0.2$ and temperature dependent $\eta/s(T)$ with a minimum of $(\eta/s(T))_{\text{min}} = 1.5/4\pi$ at a corresponding transition temperature between a QGP and hadronic phase of $T_c = 150$ MeV. An important caveat must be noted: none of these models includes a longitudinal dependence in the initial state that would appear to be required by the $\Delta\eta$ dependence of $C_{m,n,m+n}$ shown in Fig. 2. In addition, these hydrodynamic models do not account for momentum conservation for the finite number of sampled particles in a given event. For this reason, some effects of momentum conservation which are expected to be significant for correlations involving $n=1$, will not be captured within the present calculations. We also estimate the expectations for $C_{m,n,m+n} \approx \langle \varepsilon_m \varepsilon_n \varepsilon_{m+n} \cos(m\Phi_m + n\Phi_n - (m+n)\Phi_{m+n}) \rangle$ from purely initial state geometry using a Monte-Carlo Glauber model [68].

Correlators involving the first order harmonic $C_{1,1,2}$ and $C_{1,2,3}$ are shown in Fig. 3 (a) and (b). In Fig. 3 (a) results are compared to the only available hydrodynamic predictions by Teaney and Yan from Refs [38, 46]. We note that since finite multiplicity momentum conservation effects are not included in these calculations, comparisons presented for $C_{1,1,2}$ and $C_{1,2,3}$ are not intended for the purpose of constraining transport parameters.

Any dipole anisotropy with respect to the second order harmonic plane will be exhibited in the correlator $C_{1,1,2} = \langle \cos(\phi_1 + \phi_2 - 2\phi_3) \rangle$. The negative value of $C_{1,1,2}$ observed in Fig. 3 (a) indicates that the dipole anisotropy arising at mid-rapidity is dominantly out-of-plane as predicted by the theoretical calculations in [38] and initial state geometry. The models significantly under-predict the data and provide no prediction for the charge dependence of $C_{1,1,2}$ which has been measured to be as large as the magnitude of total signal [33–35].

The centrality dependence of $C_{1,2,3}$ which measures the correlation between the first, second and third harmonics is shown in Fig. 3 (b). We see a nonzero correlation consistent with the illustrations in Fig. 1 and predictions from Ref. [38]. The large positive values of $C_{1,2,3}$ in mid-central events are indicative of the first harmonic anisotropy correlated with the triangularity as was

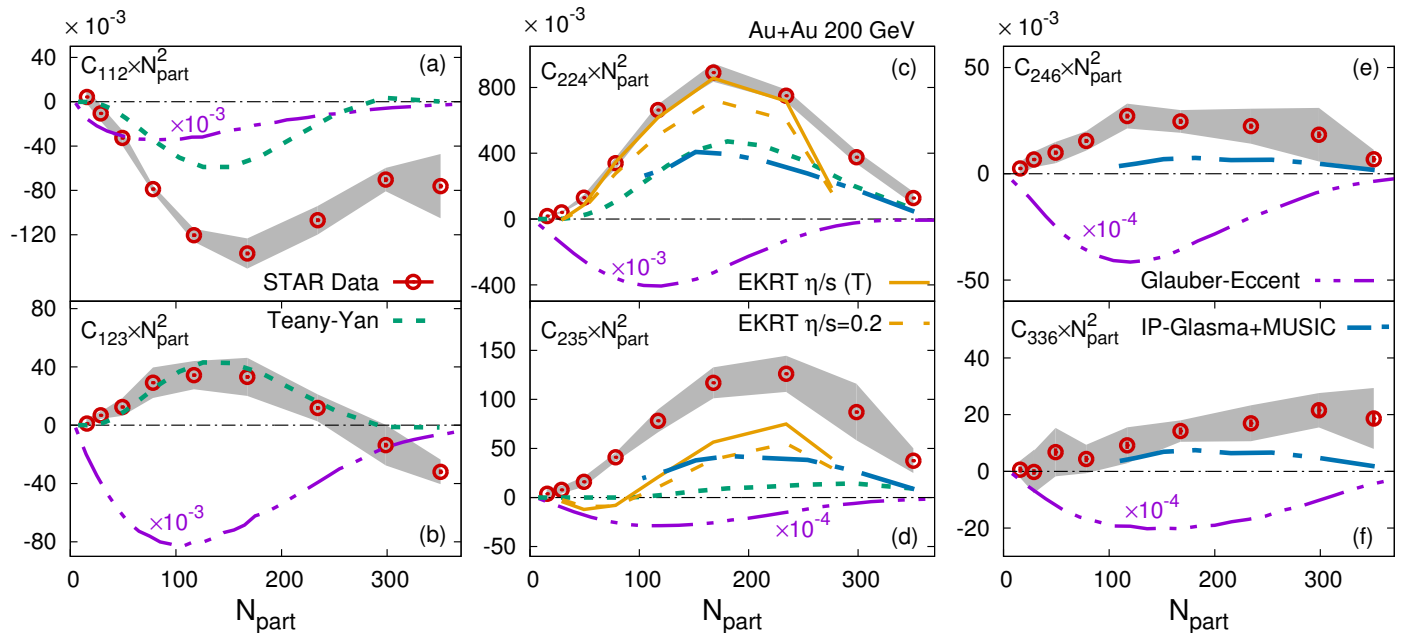


FIG. 3. (color online) Centrality dependence of mixed harmonic correlators $C_{m,n,m+n}$ compared to different theoretical calculations from Refs. [38, 46, 53, 65, 66]. The statistical and systematic uncertainties are shown by error bars and grey bands respectively.

first predicted in Ref. [38]. In the model, the hydrodynamic response of the medium changes both the sign and the centrality dependence and provides very good agreement with data for $C_{1,2,3}$ over a wide range of N_{part} except for the most central collisions. It will be interesting to see if a model with an event-by-event longitudinally asymmetric initial state such as the hydrodynamic simulation using 3D-Glauber + MUSIC model presented in Ref. [55] can also describe the data well and what effect this will have on the inferred transport parameters. Interestingly in the most central collisions, the measurements of both $C_{1,1,2}$ and $C_{1,2,3}$ are nonzero and negative while the models predict nearly zero values for these correlators. This indicates that the geometry in very central collisions is symmetric in the Glauber model of the initial state while the data shows the presence of additional fluctuations in central collisions that lead to nonzero $C_{1,1,2}$ and $C_{1,2,3}$ [69].

We next report the measurement of the correlators $C_{2,2,4}$ and $C_{2,3,5}$ in Fig. 3 (c)-(d). The correlator $C_{2,2,4} \approx \langle v_2^2 v_4 \cos(4(\Psi_2 - \Psi_4)) \rangle$ measures the correlation between the second and the fourth order harmonics and the corresponding event-planes. In Fig. 2, we found that $C_{2,2,4}$ had only a weak dependence on $\Delta\eta$ making it the most appropriate for comparison to models assuming longitudinal symmetry. While the Glauber model results for the initial state are negative, $C_{2,2,4}$ exhibits strong positive values. This is consistent with the linear and nonlinear hydrodynamic response of the medium as predicted by several models [27, 44, 46–48] shown in Fig. 3 (c). This result is also qualitatively consistent with the measure-

ment by the ATLAS collaboration at LHC [21, 29]. The quantitative difference between the models and the measurement at RHIC is an important observation of the current study. In Fig. 3 (c), we observe that both the hydrodynamic predictions by Teaney and Yan and the IP-Glasma+MUSIC model using constant η/s significantly underestimate $C_{2,2,4}$. The predictions using EKRT with a temperature dependent η/s are much closer to the data. A similar trend is also observed for $C_{2,3,5}$ shown in Fig. 3 (d). We note that although all hydrodynamic models predict correct qualitative trends, they all significantly underestimate $C_{2,3,5}$. This discrepancy may lead to important constraints for the transport parameters involved in the hydrodynamic modeling at RHIC energy. For example the EKRT framework has very well described all available data on event-plane correlations at the LHC. The fact that EKRT with similar parameterizations leads to a significant quantitative difference in $C_{2,3,5}$ at RHIC could help to put further constraints on $\eta/s(T)$. We note again, however, that reliable extractions of $\eta/s(T)$ will also depend on three dimensional modeling of collisions without assuming boost invariance.

In Fig. 3 (e)-(f) we present the centrality dependence of correlators involving sixth order harmonics $C_{2,4,6}$ and $C_{3,3,6}$. The strength of these correlators are the smallest among all the combinations of mixed harmonics presented here. Once again the positive values for $C_{2,4,6}$ and $C_{3,3,6}$, in contrast to the Glauber prediction of negative values for the initial state, indicate the importance of the nonlinear hydrodynamic response. Theoretical predictions available for the IP-Glasma + MUSIC simulations

qualitatively reproduce the trend, however they again under-predict the magnitude of the correlation. This general trend of under-predicting the data indicates the medium produced at RHIC exhibits stronger correlations in the final state than the current models. Since the IP-Glasma + MUSIC framework very well reproduces the individual flow harmonic coefficients and their distributions at RHIC and LHC, the current data indicates that additional effects, that are probed by the three particle correlations need to be incorporated in the theoretical simulations. For example in these calculations the full three dimensional structure of the initial Glasma gluon fields [70], the temperature dependence of η/s [55] and the effect of final stage hadronic interactions [50, 71] are not included. Since these tools are already available, we hope the current measurements will inspire studies in this direction and improve our understanding of the medium formed in RHIC collisions.

Summary : We presented the first measurements of the charge inclusive three-particle azimuthal correlations $C_{m,n,m+n} = \langle \langle \cos(m\phi_1 + n\phi_2 - (m+n)\phi_3) \rangle \rangle$ as a function of centrality, relative pseudorapidity and harmonic numbers m, n in $\sqrt{s_{NN}} = 200$ GeV Au+Au collisions. These measurements complement the flow and event-plane correlation measurements at the LHC and provide additional information about the initial geometry and the nonlinear hydrodynamic response of the medium to that geometry. The centrality dependence of $C_{1,2,3}$ for the first time reveals a coupling between directed, elliptic, and triangular harmonic flow which arises from fluctuations in the initial geometry. The strong $\Delta\eta$ dependence of $C_{1,2,3}$ suggests a breaking of longitudinal invariance at odds with the assumptions in many boost invariant models. While variations of $C_{1,2,3}$ with $\Delta\eta$ are large, $C_{2,2,4}$ varies by only 20% between $\Delta\eta = 0$ and 2 making it most suitable for comparison to boost-invariant hydrodynamic simulations. We compared our measurements of the centrality dependence of $C_{m,n,m+n}$ with a number of theoretical models. These models have been constrained by global data on azimuthal correlations and similar measurements at LHC. The comparisons indicate that $C_{2,2,4}$ is best described by the model of Ref. [53] with a temperature dependent η/s .

Acknowledgement : We thank Li Yan, Risto Paatelainen, Harri Niemi and Gabriel Denicol for providing their model predictions and helpful discussion. We thank the RHIC Operations Group and RCF at BNL, the NERSC Center at LBNL, and the Open Science Grid consortium for providing resources and support. This work was supported in part by the Office of Nuclear Physics within the U.S. DOE Office of Science, the U.S. National Science Foundation, the Ministry of Education and Science of the Russian Federation, National Natural Science Foundation of China, Chinese Academy of Science, the Ministry of Science and Technology of China and the Chinese Ministry of Education, the National

Research Foundation of Korea, GA and MSMT of the Czech Republic, Department of Atomic Energy and Department of Science and Technology of the Government of India; the National Science Centre of Poland, National Research Foundation, the Ministry of Science, Education and Sports of the Republic of Croatia, RosAtom of Russia and German Bundesministerium für Bildung, Wissenschaft, Forschung und Technologie (BMBF) and the Helmholtz Association.

-
- [1] J. C. Collins and M. J. Perry, Phys. Rev. Lett. **34**, 1353 (1975).
 - [2] S. Chin, Physics Letters **B78**, 552 (1978).
 - [3] J. I. Kapusta, Nuclear Physics **B148**, 461 (1979).
 - [4] R. Anishetty, P. Koehler, and L. McLerran, Phys. Rev. **D22**, 2793 (1980).
 - [5] I. Arsene et al. (BRAHMS), Nucl. Phys. **A757**, 1 (2005), arXiv:nucl-ex/0410020 [nucl-ex].
 - [6] B. B. Back et al. (PHOBOS), Nucl. Phys. **A757**, 28 (2005), arXiv:nucl-ex/0410022 [nucl-ex].
 - [7] J. Adams et al. (STAR), Nucl. Phys. **A757**, 102 (2005), arXiv:nucl-ex/0501009 [nucl-ex].
 - [8] K. Adcox et al. (PHENIX), Nucl. Phys. **A757**, 184 (2005), arXiv:nucl-ex/0410003 [nucl-ex].
 - [9] B. Muller, Acta Phys. Polon. **B38**, 3705 (2007), arXiv:0710.3366 [nucl-th].
 - [10] W. A. Zajc, Nucl. Phys. **A805**, 283c (2008), arXiv:0802.3552 [nucl-ex].
 - [11] C. Gale, S. Jeon, B. Schenke, P. Tribedy, and R. Venugopalan, Phys. Rev. Lett. **110**, 012302 (2013), arXiv:1209.6330 [nucl-th].
 - [12] S. Chatrchyan et al. (CMS), Phys. Rev. **C89**, 044906 (2014), arXiv:1310.8651 [nucl-ex].
 - [13] B. B. Abelev et al. (ALICE), JHEP **06**, 190 (2015), arXiv:1405.4632 [nucl-ex].
 - [14] M. Prakash, M. Prakash, R. Venugopalan, and G. Welke, Phys. Rept. **227**, 321 (1993).
 - [15] P. B. Arnold, G. D. Moore, and L. G. Yaffe, JHEP **05**, 051 (2003), arXiv:hep-ph/0302165 [hep-ph].
 - [16] L. P. Csernai, J. Kapusta, and L. D. McLerran, Phys. Rev. Lett. **97**, 152303 (2006), arXiv:nucl-th/0604032 [nucl-th].
 - [17] D. E. Kharzeev, L. D. McLerran, and H. J. Warringa, Nucl. Phys. **A803**, 227 (2008), arXiv:0711.0950 [hep-ph].
 - [18] K. Fukushima, D. E. Kharzeev, and H. J. Warringa, Phys. Rev. **D78**, 074033 (2008), arXiv:0808.3382 [hep-ph].
 - [19] J. Adams et al. (STAR), Phys. Rev. **C72**, 014904 (2005), arXiv:nucl-ex/0409033 [nucl-ex].
 - [20] A. Adare et al. (PHENIX), Phys. Rev. Lett. **107**, 252301 (2011), arXiv:1105.3928 [nucl-ex].
 - [21] G. Aad et al. (ATLAS), Eur. Phys. J. **C74**, 3157 (2014), arXiv:1408.4342 [hep-ex].
 - [22] B. B. Abelev et al. (ALICE), Phys. Rev. **C90**, 054901 (2014), arXiv:1406.2474 [nucl-ex].
 - [23] C. Gale, S. Jeon, and B. Schenke, Int. J. Mod. Phys. **A28**, 1340011 (2013), arXiv:1301.5893 [nucl-th].
 - [24] J. Novak, K. Novak, S. Pratt, J. Vredevoogd, C. Coleman-Smith, and R. Wolpert, Phys. Rev. **C89**,

- 034917 (2014), arXiv:1303.5769 [nucl-th].
- [25] S. Pratt, E. Sangaline, P. Sorensen, and H. Wang, Phys. Rev. Lett. **114**, 202301 (2015), arXiv:1501.04042 [nucl-th].
- [26] J. E. Bernhard, P. W. Marcy, C. E. Coleman-Smith, S. Huzurbazar, R. L. Wolpert, and S. A. Bass, Phys. Rev. **C91**, 054910 (2015), arXiv:1502.00339 [nucl-th].
- [27] R. S. Bhalerao, J.-Y. Ollitrault, and S. Pal, Phys. Rev. **C88**, 024909 (2013), arXiv:1307.0980 [nucl-th].
- [28] G. Aad et al. (ATLAS), Phys. Rev. **C90**, 024905 (2014), arXiv:1403.0489 [hep-ex].
- [29] J. Jia, J. Phys. **G41**, 124003 (2014), arXiv:1407.6057 [nucl-ex].
- [30] J. Adam et al. (ALICE), Phys. Rev. Lett. **117**, 182301 (2016), arXiv:1604.07663 [nucl-ex].
- [31]

$$v_n e^{in\psi_n} = \frac{\int p_T dp_T d\phi e^{in\phi} \frac{dN_{ch}}{d\eta p_T dp_T d\phi}}{\int p_T dp_T d\phi \frac{dN_{ch}}{d\eta p_T dp_T d\phi}}. \quad (2)$$

where $\frac{dN_{ch}}{d\eta p_T dp_T d\phi}$ is the single particle distribution.

- [32] S. A. Voloshin, A. M. Poskanzer, and R. Snellings, (2008), arXiv:0809.2949 [nucl-ex].
- [33] B. I. Abelev et al. (STAR), Phys. Rev. Lett. **103**, 251601 (2009), arXiv:0909.1739 [nucl-ex].
- [34] B. I. Abelev et al. (STAR), Phys. Rev. **C81**, 054908 (2010), arXiv:0909.1717 [nucl-ex].
- [35] L. Adamczyk et al. (STAR), Phys. Rev. **C88**, 064911 (2013), arXiv:1302.3802 [nucl-ex].
- [36] N. Borghini, P. M. Dinh, and J.-Y. Ollitrault, Phys. Rev. **C62**, 034902 (2000), arXiv:nucl-th/0004026 [nucl-th].
- [37] J. Jia (ATLAS), J. Phys. Conf. Ser. **389**, 012013 (2012), arXiv:1208.1874 [nucl-ex].
- [38] D. Teaney and L. Yan, Phys. Rev. **C83**, 064904 (2011), arXiv:1010.1876 [nucl-th].
- [39] L. Adamczyk et al. (STAR), Phys. Rev. Lett. **116**, 112302 (2016), arXiv:1601.01999 [nucl-ex].
- [40] P. Bozek, W. Broniowski, and J. Moreira, Phys. Rev. **C83**, 034911 (2011), arXiv:1011.3354 [nucl-th].
- [41] J. Jia and P. Huo, Phys. Rev. **C90**, 034915 (2014), arXiv:1403.6077 [nucl-th].
- [42] L.-G. Pang, H. Petersen, G.-Y. Qin, V. Roy, and X.-N. Wang, Eur. Phys. J. **A52**, 97 (2016), arXiv:1511.04131 [nucl-th].
- [43]

$$\varepsilon_n e^{in\Phi_n} = -\frac{\int r dr d\phi r^n e^{in\phi} E(r, \phi)}{\int r dr d\phi r^n E(r, \phi)} \quad (3)$$

where $E(r, \phi)$ is the distribution of initial energy density.

- [44] Z. Qiu and U. Heinz, Phys. Lett. **B717**, 261 (2012), arXiv:1208.1200 [nucl-th].
- [45] D. Teaney and L. Yan, Phys. Rev. **C86**, 044908 (2012), arXiv:1206.1905 [nucl-th].
- [46] D. Teaney and L. Yan, Phys. Rev. **C90**, 024902 (2014), arXiv:1312.3689 [nucl-th].
- [47] L. Yan and J.-Y. Ollitrault, Phys. Lett. **B744**, 82 (2015), arXiv:1502.02502 [nucl-th].

- [48] J. Qian, U. W. Heinz, and J. Liu, Phys. Rev. **C93**, 064901 (2016), arXiv:1602.02813 [nucl-th].
- [49] J. Qian and U. Heinz, (2016), arXiv:1607.01732 [nucl-th].
- [50] S. McDonald, C. Shen, F. Fillion-Gourdeau, S. Jeon, and C. Gale, (2016), arXiv:1609.02958 [hep-ph].
- [51] J. Noronha-Hostler et al., (2016), arXiv:1609.05171 [nucl-th].
- [52] For example in the case of $C_{2,3,5} = \langle v_2 v_3 v_5 \cos(2\Psi_2 + 3\Psi_3 - 5\Psi_5) \rangle$ the viscous effects will damp the ε_5 component of v_5 more than the ε_2 and ε_3 , therefore increasing the correlation between the fifth order harmonic with the second and the third order, leading to strong sensitivity of $C_{2,3,5}$ on viscosity.
- [53] H. Niemi, K. J. Eskola, and R. Paatelainen, Phys. Rev. **C93**, 024907 (2016), arXiv:1505.02677 [hep-ph].
- [54] H. Niemi, G. S. Denicol, P. Huovinen, E. Molnar, and D. H. Rischke, Phys. Rev. Lett. **106**, 212302 (2011), arXiv:1101.2442 [nucl-th].
- [55] G. Denicol, A. Monnai, and B. Schenke, Phys. Rev. Lett. **116**, 212301 (2016), arXiv:1512.01538 [nucl-th].
- [56] M. Luzum and J.-Y. Ollitrault, Phys. Rev. **C87**, 044907 (2013), arXiv:1209.2323 [nucl-ex].
- [57] More practically, since $v_n^2\{2\}$ is not always a large positive quantity at RHIC, it is not always feasible to divide $C_{m,n,m+n}$ by $\sqrt{v_n^2\{2\}}$ to express it purely as an event plane correlation without losing experimental significance. Such division is not defined for $n = 1$ as $v_1^2\{2\} < 0$ except for central events at $\sqrt{s_{NN}} = 200$ GeV.
- [58] K. H. Ackermann et al. (STAR), Nucl. Instrum. Meth. **A499**, 624 (2003).
- [59] M. Anderson et al., Nucl. Instrum. Meth. **A499**, 659 (2003), arXiv:nucl-ex/0301015 [nucl-ex].
- [60] A. Bilandzic, R. Snellings, and S. Voloshin, Phys. Rev. **C83**, 044913 (2011), arXiv:1010.0233 [nucl-ex].
- [61] A. Bilandzic, C. H. Christensen, K. Gulbrandsen, A. Hansen, and Y. Zhou, Phys. Rev. **C89**, 064904 (2014), arXiv:1312.3572 [nucl-ex].
- [62] L. Adamczyk et al. (STAR Collaboration), Manuscript under preparation (2016).
- [63] B. I. Abelev et al. (STAR), Phys. Rev. **C79**, 034909 (2009), arXiv:0808.2041 [nucl-ex].
- [64] M. L. Miller, K. Reygers, S. J. Sanders, and P. Steinberg, Ann. Rev. Nucl. Part. Sci. **57**, 205 (2007), arXiv:nucl-ex/0701025 [nucl-ex].
- [65] B. Schenke, P. Tribedy, and R. Venugopalan, Phys. Rev. Lett. **108**, 252301 (2012), arXiv:1202.6646 [nucl-th].
- [66] B. Schenke, S. Jeon, and C. Gale, Phys. Rev. **C82**, 014903 (2010), arXiv:1004.1408 [hep-ph].
- [67] S. Ryu, J. F. Paquet, C. Shen, G. S. Denicol, B. Schenke, S. Jeon, and C. Gale, Phys. Rev. Lett. **115**, 132301 (2015), arXiv:1502.01675 [nucl-th].
- [68] B. Schenke, P. Tribedy, and R. Venugopalan, Phys. Rev. **C89**, 064908 (2014), arXiv:1403.2232 [nucl-th].
- [69] R. S. Longacre, (2016), arXiv:1609.09848 [nucl-th].
- [70] B. Schenke and S. Schlichting, Phys. Rev. **C94**, 044907 (2016), arXiv:1605.07158 [hep-ph].
- [71] S. Ryu, S. Jeon, C. Gale, B. Schenke, and C. Young, Proceedings, 23rd QM 2012, Nucl. Phys. **A904-905**, 389c (2013), arXiv:1210.4588 [hep-ph].