

MULTI(DE)GRAFTING QUASI-FUCHSIAN COMPLEX PROJECTIVE STRUCTURES VIA BUBBLES

LORENZO RUFFONI

ABSTRACT. We show that the simultaneous (de)grafting of a complex projective structure with quasi-Fuchsian holonomy along a multicurve can be performed by a simple sequence of one bubbling and one debubbling. As a consequence we obtain that any complex projective structure with quasi-Fuchsian holonomy $\rho : \pi_1(S) \rightarrow \mathrm{PSL}_2\mathbb{C}$ can be joined to the corresponding uniformizing structure σ_ρ by a simple sequence of one bubbling and one debubbling, with a stopover in the space of branched complex projective structures.

CONTENTS

1. Introduction	1
2. Complex projective structures with quasi-Fuchsian holonomy	3
2.1. Grafting	4
2.2. Bubbling	6
3. Degrafting via bubbles	7
3.1. Crossing a grafting annulus	8
3.2. Crossing a grafting region	14
3.3. Crossing several grafting regions	16
3.4. The multi(de)grafting lemma	16
3.5. The point of view of branched structures	17
References	18

1. INTRODUCTION

Complex projective structures with (quasi-)Fuchsian holonomy arise classically in the theory of (simultaneous) uniformization of Riemann surfaces by means of hyperbolic metrics (see [9],[1]). They are geometric structures locally modelled on the geometry defined on the Riemann sphere \mathbb{CP}^1 by the natural action of $\mathrm{PSL}_2\mathbb{C}$ by Möbius transformations, and admit a rich deformation theory (see [4] for a survey).

A classical result of Goldman (see [6]) states that any complex projective structure with Fuchsian holonomy is obtained from a hyperbolic surface by 2π -grafting along a multicurve, i.e. by replacing some simple closed geodesics by annuli endowed with suitable projective structures, and that a similar statement holds for

Date: November 13, 2019.

2010 Mathematics Subject Classification. 57M50, 20H10, 14H15.

Key words and phrases. Complex projective structures, quasi-Fuchsian holonomy, grafting, bubbling.

quasi-Fuchsian representations. Motivated by the study of ODEs on Riemann surfaces, Gallo-Kapovich-Marden asked in [5] whether it is possible to obtain a similar statement for the more general class of branched complex projective structures (in which some cone points of angle $2\pi k$ for $k \in \mathbb{N}$ are allowed), i.e. to describe all the (branched) complex projective structures with a fixed holonomy representation by means of elementary geometric surgeries. The surgery they propose to produce ramification is called bubbling, and consists in replacing a simple arc on a surface with a disk with a suitable projective structure. Building on Goldman's Theorem and results by Calsamiglia-Deroin-Francaviglia from [2], it was shown in [10] that in Fuchsian holonomy essentially every structure with two simple branch points is obtained via 2π -graftings and babbings on a hyperbolic surface; once again a similar statement holds for quasi-Fuchsian representations.

The purpose of this paper is to investigate the relationship between these two surgeries, for structures with quasi-Fuchsian holonomy. The following is the main result we prove (see Theorem 3.7 below).

Theorem 1.1. *Let $\rho : \pi_1(S) \rightarrow \mathrm{PSL}_2\mathbb{C}$ be quasi-Fuchsian. Let σ_0 be a complex projective structure with holonomy ρ and $\beta \subset \sigma_0$ a bubbleable arc which transversely crosses any grafting annulus it meets. Then there exist a complex projective structure σ'_0 with the same holonomy ρ and a bubbleable arc $\beta' \subset \sigma'_0$ which avoids all the grafting annuli of σ'_0 and such that $\mathrm{Bub}(\sigma_0, \beta) = \mathrm{Bub}(\sigma'_0, \beta')$.*

By choosing a suitable arc one then gets that any multigrafting and any multidegrafting can be obtained via a simple sequence of just one bubbling and one debubbling (see 3.8 below). This generalises [2, Theorem 5.1], according to which any simple grafting can be realised by a sequence of one bubbling and one debubbling.

As a consequence we deduce an explicit uniform bound on the number of surgeries generically needed to join a couple of branched complex projective structures with the same quasi-Fuchsian holonomy and at most two simple branch points (see 3.11 below for a more precise statement).

Corollary 1.2. *Let $\rho : \pi_1(S) \rightarrow \mathrm{PSL}_2\mathbb{C}$ be quasi-Fuchsian and let σ, τ be a generic couple of structures with holonomy ρ and at most two simple branch points. Then τ is obtained from σ via a sequence of at most three babbings and three debabbings.*

The above result also allows us to produce examples of branched structures which are simultaneously obtainable as bubbling in different ways; this phenomenon shows that branched structures do not have a well-defined underlying unbranched structure even in the case they are realised via bubbling (see 3.10 below for more details).

The paper is organised as follows. First of all we recall the definitions of complex projective structures, of Fuchsian representations and of the two surgeries we are interested in (grafting in 2.1 and bubbling in 2.2). The focus is always on unbranched structures, the branched ones being introduced and used only as a tool for the study of the former. The second part contains the proof of the above results; the strategy is the following: we first perform a bubbling along an arc which crosses the grafting regions and then look for a new bubble in the branched structure with some specified behaviour. This procedure is first exemplified in the case of a crossing of a simple grafting in 3.1, then the case of parallel graftings is considered in 3.2 and finally the general case is addressed in 3.3. For the sake of simplicity, we

will work only with Fuchsian representation, but everything extends automatically to the quasi-Fuchsian case via a conjugation by a quasi-conformal map.

Acknowledgements. I want to thank Stefano Francaviglia for many useful and colourful discussions about bubbles.

2. COMPLEX PROJECTIVE STRUCTURES WITH QUASI-FUCHSIAN HOLONOMY

Let S be a closed, connected and oriented surface of genus $g \geq 2$. We denote the Riemann sphere by $\mathbb{CP}^1 = \mathbb{C} \cup \{\infty\}$ and its group of biholomorphisms by $\mathrm{PSL}_2\mathbb{C}$. A complex projective structure is a $(\mathrm{PSL}_2\mathbb{C}, \mathbb{CP}^1)$ -structure (see [4] for a great survey); more precisely we adopt the following definition.

Definition 2.1. A complex projective chart on S is a couple (U, φ) where $U \subset S$ is an open subset of S and $\varphi : U \rightarrow \varphi(U) \subseteq \mathbb{CP}^1$ is an orientation preserving diffeomorphism with an open subset of \mathbb{CP}^1 . Two charts (U, φ) and (V, ψ) are compatible if $\exists g \in \mathrm{PSL}_2\mathbb{C}$ such that $\psi = g\varphi$ on $U \cap V$. A **complex projective structure** σ on S is the datum of a maximal atlas of complex projective charts.

Performing analytic continuation of local charts and local change of coordinates along paths in S , we can associate to a given structure an equivalence class of development-holonomy pairs, i.e. of couples (dev, ρ) where $dev : \tilde{S} \rightarrow \mathbb{CP}^1$ is an orientation preserving local diffeomorphism (called the developing map) which is equivariant with respect to a representation $\rho : \pi_1(S) \rightarrow \mathrm{PSL}_2\mathbb{C}$ (called the holonomy representation); such a pair is well-defined only up to the $\mathrm{PSL}_2\mathbb{C}$ -action $g.(dev, \rho) = (gdev, g\rho g^{-1})$.

Since the geometry $(\mathrm{PSL}_2\mathbb{R}, \mathbb{H}^2)$ embeds in the geometry $(\mathrm{PSL}_2\mathbb{C}, \mathbb{CP}^1)$, every hyperbolic metric on S provides an example of complex projective structure, namely the one obtained by $\mathbb{H}^2/\rho(\pi_1(S))$. However a general complex projective structure is not uniformizable, in the sense that the developing map fails to be a diffeomorphism onto an open domain of \mathbb{CP}^1 . Hyperbolic structures (which are uniformizable as projective structures) play a special role among complex projective structure with the same holonomy. In this paper we are concerned with the study of structures whose holonomy admits such a hyperbolic structure; we adopt the following definitions.

Definition 2.2. A group $\Gamma \subset \mathrm{PSL}_2\mathbb{C}$ is said to be Fuchsian if it is conjugated to a discrete cocompact subgroup of $\mathrm{PSL}_2\mathbb{R}$. A group $\Gamma \subset \mathrm{PSL}_2\mathbb{C}$ is said to be quasi-Fuchsian if its action on \mathbb{CP}^1 is conjugated to that of a Fuchsian group via an orientation preserving homeomorphism of \mathbb{CP}^1 .

By a classical result of Bers (see [1]), if Γ is finitely generated, then this homeomorphism can be chosen to be quasi-conformal. Such a group preserves a decomposition $\mathbb{CP}^1 = \Omega_\Gamma^+ \cup \Lambda_\Gamma \cup \Omega_\Gamma^-$ into a couple of disks Ω_Γ^\pm (the discontinuity domain) and a Jordan curve Λ_Γ (the limit set); for Fuchsian groups this is just the decomposition $\mathbb{CP}^1 = \mathcal{H}^+ \cup \Lambda_\rho \cup \mathcal{H}^-$, where \mathcal{H}^\pm is the upper/lower-half plane in \mathbb{C} .

Definition 2.3. A representation $\rho : \pi_1(S) \rightarrow \mathrm{PSL}_2\mathbb{C}$ is a **quasi-Fuchsian representation** if its image is a quasi-Fuchsian group and if there exists an orientation preserving ρ -equivariant diffeomorphism $f : \tilde{S} \rightarrow \Omega_{\rho(\pi_1(S))}^+$. The structure $\sigma_\rho = \Omega_{\rho(\pi_1(S))}^+/\rho(\pi_1(S))$ is called the uniformizing structure for ρ . When ρ is Fuchsian, this is a hyperbolic structure.

A diffeomorphism as in this definition is precisely a developing map for the structure σ_ρ . More generally we can equivariantly pullback the ρ -invariant decomposition of \mathbb{CP}^1 via the developing map of any quasi-Fuchsian structure σ to obtain a decomposition of S .

Definition 2.4. The **geometric decomposition** of a quasi-Fuchsian structure is the decomposition $S = \sigma^+ \cup \sigma^\mathbb{R} \cup \sigma^-$, where σ^\pm is the set of points developing to $\Omega_{\rho(\pi_1(S))}^\pm$ and $\sigma^\mathbb{R}$ is the set of points developing to $\Lambda_{\rho(\pi_1(S))}$. They are respectively called the positive/negative part and the real curve of σ ; a connected component of σ^+ (respectively σ^- , $\sigma^\mathbb{R}$) will be called a positive (respectively negative, real) component of the real decomposition

From now on we restrict our attention to the case of Fuchsian representations for simplicity, but all the methods and statements readily extend to the quasi-Fuchsian case just via conjugation by a quasi-conformal map. This makes it easier to state that the pieces of the geometric decomposition are naturally equipped with nice geometric structures. It follows from the definitions that $\sigma^\mathbb{R}$ is a finite union of simple closed curves on S equipped with a $(\mathrm{PSL}_2\mathbb{R}, \mathbb{RP}^1)$ -structure and that σ^\pm is a finite union of subsurfaces endowed with hyperbolic structures; these hyperbolic metrics are indeed complete, hence these pieces decompose as a union of a compact convex core and several annular ends. Each end is a semi-infinite embedded hyperbolic annulus whose boundary consists of one real curve and one geodesic (see [6] for more details). For example, the geometric decomposition for the uniformizing structure σ_ρ consists of a single positive component which coincides with the whole surface. A couple of geometric surgeries are known in the literature, which allow to produce structures with more complicated geometric decompositions without changing the holonomy. We now introduce them, and investigate a relationship between them in the second part of the paper.

2.1. Grafting. The first surgery was introduced by Maskit in [8] to produce examples of exotic projective structures, i.e. structures with surjective non injective developing map. Let σ be a structure defined by a development-holonomy pair (dev, ρ) .

Definition 2.5. A simple closed curve $\gamma \subset S$ is graftable with respect to σ if $\rho(\gamma)$ is a non-elliptic loxodromic and γ is injectively developed, i.e. the restriction of dev to any of its lifts $\tilde{\gamma} \subset \tilde{S}$ is injective.

Since dev is ρ -equivariant, the developed image of a graftable curve is an embedded arc in \mathbb{CP}^1 joining the two fixed points of $\rho(\gamma)$; moreover $\rho(\gamma)$ acts freely and properly discontinuously on $\mathbb{CP}^1 \setminus \overline{dev(\tilde{\gamma})}$ and the quotient is an annulus endowed with a natural complex projective structure.

Definition 2.6. Let $\gamma \subset S$ be a graftable curve with respect to σ . For any lift $\tilde{\gamma}$ of γ we cut \tilde{S} along it and a copy of \mathbb{CP}^1 along $\overline{dev(\tilde{\gamma})}$, and glue them together equivariantly via the developing map. We obtain a simply connected surface \tilde{S}' to which the action $\pi_1(S) \curvearrowright \tilde{S}$ and the map $dev : \tilde{S} \rightarrow \mathbb{CP}^1$ naturally extend, so that the quotient is naturally endowed with a new projective structure. We call this structure the **grafting** of σ along γ and denote it by $Gr(\sigma, \gamma)$. The surface $\sigma \setminus \gamma$ embeds in $Gr(\sigma, \gamma)$ and the complement is the annulus $A_\gamma = (\mathbb{CP}^1 \setminus \overline{dev(\tilde{\gamma})})/\rho(\gamma)$, which we call the grafting annulus associated to γ .

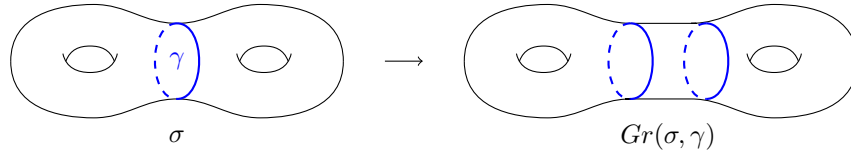
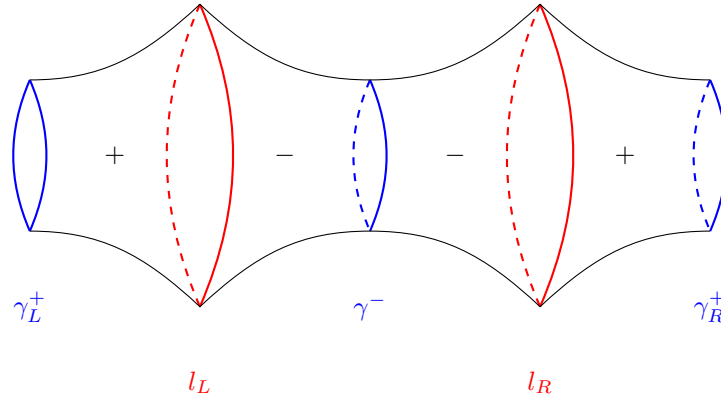


FIGURE 1. Grafting a surface

This construction can of course be extended to perform simultaneous graftings on a disjoint collection of graftable curves. It is also possible to attach an integer weight $M \in \mathbb{N}$ to a graftable curve and to perform an M -fold grafting along it by gluing not just one copy of $\mathbb{CP}^1 \setminus \overline{\text{dev}(\tilde{\gamma})}$ but M copies of it, attached in a chain of length M along their boundaries. The corresponding region in the surface is a chain $A_\gamma = \cup_{k=1}^M A_\gamma^k$ of M copies of the annulus $(\mathbb{CP}^1 \setminus \overline{\text{dev}(\tilde{\gamma})})/\rho(\gamma)$, which we call the **grafting region** associated to $M\gamma$, and we reserve the term grafting annulus for each individual A_γ^k . This generalisation allows to perform a grafting along any graftable multicurve; we call this operation **multigrafting**. The inverse operation is called a **(multi)degrafting**. Notice that both operations preserve the holonomy of the structure.

Example 2.7. The easiest example consists in grafting a simple geodesic on a hyperbolic surface; for such a structure every simple essential curve γ is graftable, since the holonomy is purely hyperbolic and the developing map is globally injective. In the geometric decomposition of the grafting annulus A_γ we see a negative

FIGURE 2. Geometric decomposition of the grafting annulus of $Gr(\sigma_\rho, \gamma)$

annulus (coming from the lower-half plane), bounded by a couple of real curves l_R, l_L (coming from \mathbb{RP}^1) and then a couple of positive annuli (coming from the upper-half plane). The boundary of A_γ consists of a couple of simple closed geodesic γ_R^+, γ_L^+ coming from γ and developing to the positive part of the invariant axis of $\rho(\gamma)$, whereas the core of the negative annulus is a simple closed geodesic developing to the negative part of the invariant axis of $\rho(\gamma)$.

By a classical result of Goldman (see [6, Theorem C]), given any complex projective structure σ with Fuchsian holonomy ρ there exists a unique multicurve γ on S such that $\sigma = Gr(\sigma_\rho, \gamma)$.

2.2. Bubbling. The second surgery we will consider is a variation of the previous one, which uses a simple arc instead of a simple close curve, and was first considered by Gallo-Kapovich-Marden in [5]. As before, let σ be defined by a couple (dev, ρ) .

Definition 2.8. A simple compact arc $\beta \subset S$ is bubbleable with respect to σ if it is injectively developed, i.e. the restriction of dev to any of its lifts $\tilde{\beta} \subset \tilde{S}$ is injective.

Notice that if β is bubbleable then the complement of its developed image in \mathbb{CP}^1 is a disk.

Definition 2.9. Let $\beta \subset S$ be a bubbleable arc with respect to σ . For any lift $\tilde{\beta}$ of β we cut \tilde{S} along it and a copy of \mathbb{CP}^1 along $dev(\tilde{\beta})$, and glue them together equivariantly via the developing map. This produces a simply connected surface \tilde{S}' to which the action $\pi_1(S) \curvearrowright \tilde{S}$ and the map $dev : \tilde{S} \rightarrow \mathbb{CP}^1$ naturally extend, so that the quotient is naturally endowed with a new geometric structure. We call this structure the **bubbling** of σ along β and denote it by $Bub(\sigma, \beta)$. The surface $\sigma \setminus \beta$ embeds in $Bub(\sigma, \beta)$ and the complement is the disk $B = \mathbb{CP}^1 \setminus dev(\tilde{\beta})$, which we call the bubble associated to β .

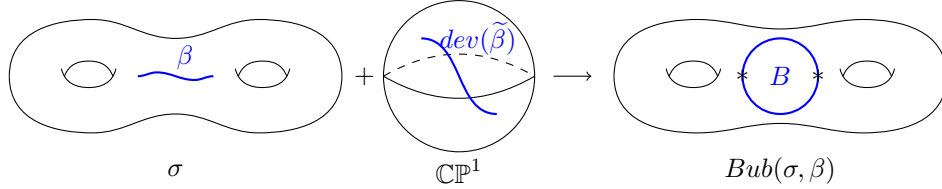


FIGURE 3. Bubbling a surface

Remark 2.10. The reader should be warned that in the case of grafting the arc $\tilde{\gamma}$ has endpoints at infinity (i.e. it does not have a compact closure in \tilde{S}), whereas a bubbleable arc β has its endpoints on the surface; strictly speaking a bubbling does not produce a complex projective structure: after it has been performed, the geometric structure branches around the endpoints of the arc. Such a structure is known in the literature as a branched complex projective structure. We are not concerned with branched structures on their own in this paper; instead we will use them just as a tool to study the grafting surgery on unbranched structures. Therefore we content ourselves with saying that the definition of this class of structures is the same as the one given in 2.1, but local charts are allowed to be finite orientation preserving branched covers; we refer to [7] (were they were first introduced) for standard background. Also the definition of the geometric decomposition for structures with Fuchsian holonomy goes through as in the case of unbranched structures, with minor modification (see [2] for more details).

Example 2.11. The easiest example is obtained by bubbling a hyperbolic surface σ_ρ along an embedded compact geodesic arc β . On $Bub(\sigma_\rho, \beta)$ we see a negative disk isometric to the lower-half plane, bounded by a simple closed curve isomorphic to \mathbb{RP}^1 . The positive part consists of a subsurface isometric to $\sigma_\rho \setminus \beta$ glued along a copy of $\mathbb{H}^2 \setminus dev(\tilde{\beta})$; notice that this positive component contains a couple of simple branch points, i.e. the angle around each of them (with respect to the induced conformal structure) is 4π .

To reverse this surgery one needs to find a subsurface which can be removed, in the same way a grafting annulus can. We find it convenient to give the following definition.

Definition 2.12. A **bubble** on a branched complex projective structure σ is an embedded closed disk $B \subset S$ whose boundary decomposes as $\partial B = \beta' \cup \{x, y\} \cup \beta''$ where $\{x, y\}$ are simple branch points of σ and β', β'' are embedded injectively developed arcs which overlap once developed; more precisely there exist a determination of the developing map on B which injectively maps β', β'' to the same simple arc $\hat{\beta} \subset \mathbb{CP}^1$ and restricts to a diffeomorphism $dev : int(B) \rightarrow \mathbb{CP}^1 \setminus \hat{\beta}$. A **debubbling** is the surgery which consists in removing a bubble and gluing the resulting boundary.

As in the case of grafting, both bubbling and debubbling preserve the holonomy of the structure. A result analogous to Goldman's theorem for branched structure was obtained by the author (see [10, Theorem 1.1]), namely that a generic branched complex projective structure with Fuchsian holonomy and two simple branch points is obtained by bubbling an unbranched structure with the same holonomy.

3. DEGRAFTING VIA BUBBLES

A relation between the two surgeries introduced above has first been obtained in [2, Theorem 5.1], where it is shown that the grafting of a complex projective structure σ along a simple graftable curve γ can always be obtained by performing first a bubbling and then a debubbling; more precisely if the first bubbling is performed along a bubbleable arc $\beta \subset \sigma$, then $Bub(\sigma, \beta)$ displays a bubble B coming from β , and the content of the theorem is that it is possible to find a different bubble B' corresponding to some bubbleable arc $\beta' \subset Gr(\sigma, \gamma)$ and such that $Bub(\sigma, \beta) = Bub(Gr(\sigma, \gamma), \beta')$. The two bubbles B, B' are not isotopic relative to the branch points. Here we prove that in Fuchsian holonomy this procedure also works for a general multi(de)grafting, i.e. that grafting a multicurve (or degrafting a collection of grafting annuli) can always be realised by a simple sequence of one bubbling and one debubbling.

To simplify the exposition we adopt the convention that normal letters denote objects on the surface, letters with a tilde denote a lift to the universal cover and letters with a hat denote a developed image of the corresponding object.

Let us fix a Fuchsian representation $\rho : \pi_1(S) \rightarrow \mathrm{PSL}_2\mathbb{R}$ and a projective structure σ with holonomy ρ . By [6] σ is obtained by a multigrafting on the uniformizing structure $\sigma_\rho = \mathbb{H}^2/\rho(\pi_1(S))$, hence it decomposes into a hyperbolic core of finite volume (coming directly from σ_ρ) plus a certain number of grafting regions. We will denote by $A_\gamma = A_\gamma^1 \cup \dots \cup A_\gamma^M$ the grafting region obtained by grafting M times some simple closed geodesic γ of σ_ρ . Recall from 2.7 that the geometric decomposition of a grafting annulus is made of a negative annulus and a couple of ends

in the adjacent positive component(s). Notice that the structure on the interior of each grafting annulus is uniformizable, in the sense that the developing image is injective on the interior of the universal cover of the annulus.

3.1. Crossing a grafting annulus. In this section we show how to remove a simple grafting annulus on a projective structure by bubbling and debubbling it, by proving a more general statement. In the previous notation, let us begin by considering the case $M = 1$ and let $A_\gamma = A_\gamma^1$ be a grafting annulus, with boundary geodesics γ_L, γ_R . Given a bubbleable arc β which crosses A_γ transversely from side to side, we introduce some auxiliary objects which are needed in the main construction.

Definition 3.1. Let β be an oriented bubbleable arc properly embedded in A_γ (i.e. $\partial\beta = \beta \cap \partial A_\gamma$). We call I (in) and O (out) the two points of $\partial\beta$ at which β respectively enters in the annulus and leaves it. Notice that there is a unique point on ∂A_γ which is different from I but is developed to the same point \hat{I} . We will refer to it as the twin of I , and similarly for O .

Definition 3.2. Let β be an oriented bubbleable arc properly embedded in A_γ . We define a preferred orientation for γ so that in the developed image \hat{O} sits after \hat{I} along $\hat{\gamma}$ (since β is bubbleable, $\hat{I} \neq \hat{O}$, thus this is well defined). We refer to it as the orientation of γ induced by β .

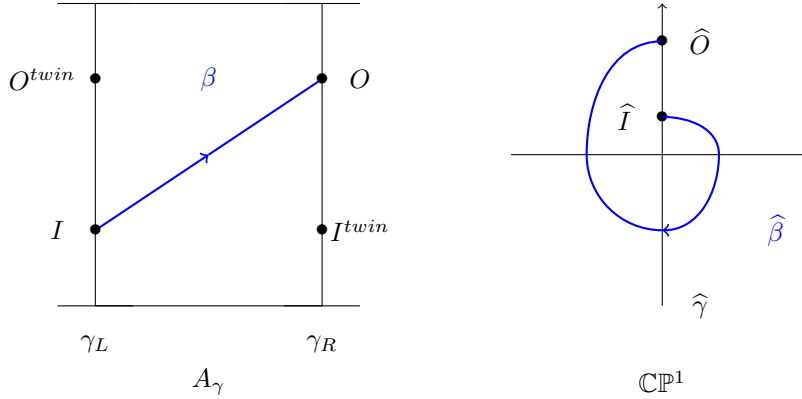


FIGURE 4. An arc inducing In and Out points and an orientation.

Definition 3.3. Let β, β' be oriented bubbleable arcs properly embedded in A_γ . We say that β' is **coherent** with β if \hat{O}' sits after \hat{I}' along $\hat{\gamma}$ with respect to the orientation induced by β . Otherwise we say that it is incoherent.

Now let β be an oriented bubbleable arc which transversely crosses some grafting annulus A_γ , i.e. every time it enters A_γ it crosses it and leaves it on the other side. Then $\beta \cap A_\gamma = \beta_1 \cup \dots \cup \beta_N$ is a disjoint union of oriented bubbleable arcs properly embedded in A_γ , which we will call crossings; the labelling of β_1, \dots, β_N is such that they appear in this order along β . For each crossing β_k we can define the entry and exit point I_k and O_k , and the induced orientation of γ as above. Since

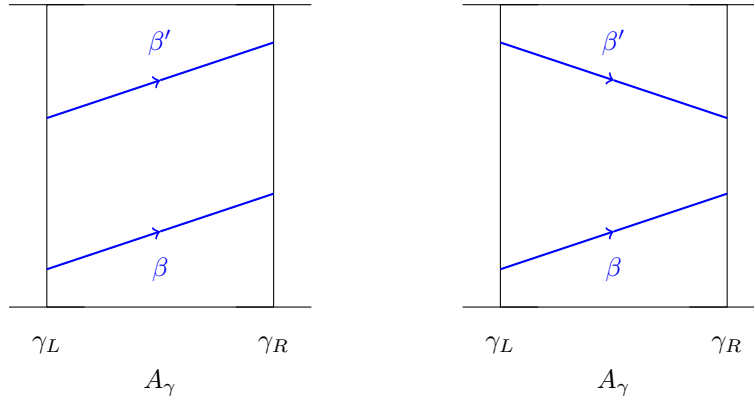


FIGURE 5. Coherent and incoherent arcs.

β is embedded and bubbleable all these points are distinct, and the same holds for their developed images. We agree to fix the orientation of γ determined by the first crossing β_1 , but of course more generally we can also decide if two given crossings are coherent or not with respect to each other.

Let us introduce another useful way to order the crossings β_1, \dots, β_N , according to the way they appear when travelling along γ with respect to the orientation of γ induced by β_1 : set $\alpha_1 = \beta_1$, then let α_{k+1} be the crossing we meet after α_k along γ with respect to the chosen orientation. We get an ordering of the crossings as $\alpha_1, \dots, \alpha_N$ which is actually a \mathbb{Z}_N -order (i.e. $\alpha_{N+1} = \alpha_1$); moreover there exists a unique permutation $\sigma \in \mathfrak{S}_N$ such that $\alpha_k = \beta_{\sigma(k)}$ and $\sigma(1) = 1$. We keep track of the coherence between crossings by defining the following **coherence parameters**

$$\varepsilon_k = \begin{cases} 1 & \text{if } \alpha_k \text{ coherent with } \alpha_1 = \beta_1 \\ -1 & \text{if } \alpha_k \text{ incoherent with } \alpha_1 = \beta_1 \end{cases}$$

$$\varepsilon_{k,l} = \begin{cases} 1 & \text{if } \alpha_k, \alpha_l \text{ coherent with each other} \\ -1 & \text{if } \alpha_k, \alpha_l \text{ incoherent with each other} \end{cases}$$

Let us roughly describe the idea behind the main construction of this section. Given a bubbleable arc which transversely crosses a grafting annulus, we would like to perform the bubbling along it and then find another bubble which avoids the real curve. The naive approach is to start from a branch point and follow the given bubble until we meet the region corresponding to the grafting annulus at the points coming from I_1 ; here one path can follow the curve coming from the boundary of the grafting annulus until the twin of O_1 , and the other one can follow its analytic extension inside the bubble to cross the bubble from side to side. Notice that in doing this it also crosses the grafting annulus from side to side; in particular it reaches O_1 . Then they keep travelling along the boundaries of the grafting annulus in the direction induced by β_1 , until they meet α_2 . One of them will meet that crossing before the other and will follow the analytic extension of γ inside the bubble, while the other one will follow the boundary of the annulus; the coherence parameters ε_k and $\varepsilon_{k,l}$ determine the order in which points are met, and the direction in which the paths will go. Anyway they will reach points on the same side of the annulus, but on opposite sides of the bubble, hence they can keep walking

along the original bubble. This works because at every crossing there is an analytic extensions of γ inside the bubble which crosses it from side to side. However in general this naive procedure does not result in a couple of disjoint embedded arcs: already in the case of a single crossing ($N = 1$) the analytic extension of γ inside the bubble is used twice; more precisely, the two arcs we naively construct in this way intersect along the analytic extension of γ inside the bubble, hence we do not get a new bubble, but only an embedded open disk whose boundary self-bumps along an arc.

To fix this we consider a small collar neighbourhood $A_\gamma^\#$ of A_γ ; this can be obtained by slightly pushing the boundary curves of A_γ into the hyperbolic core of the adjacent components (i.e. away from A_γ). More precisely it can be taken to be the region bounded by the couple of simple closed curves $\gamma_{\pm 1} = \{x \in S^+ \setminus A_\gamma \mid d(x, \gamma) = \varepsilon\}$, for some small $\varepsilon > 0$, which develop to the two boundaries of the region $\mathcal{N}_\varepsilon(\hat{\gamma}) = \{\hat{x} \in \mathbb{H}^2 \mid d(\hat{x}, \hat{\gamma}) \leq \varepsilon\}$. Notice that the developing image is no longer injective in the interior of $A_\gamma^\#$.

We have that $\beta \cap A_\gamma^\# = \beta_1^\# \cup \dots \cup \beta_N^\#$ is a disjoint union of oriented bubbleable arcs properly embedded in $A_\gamma^\#$ and such that $\beta_k \subset \beta_k^\#$, which we still call crossing. Moreover each crossing $\beta_k^\#$ will intersect $\partial A_\gamma^\#$ in two points; let us label them by I_k^{-1} and O_k^{+1} in such a way that $I_k^{-1}, I_k, O_k, O_k^{+1}$ appear in this order along β ; then label the curves $\gamma_{\pm 1}$ so that $I_1^{-1} \in \gamma_{-1}$ and $O_1^{+1} \in \gamma_{+1}$. Notice that for the other crossings it may happen that $I_k^{-1} \in \gamma_{\pm 1}$ and $O_k^{+1} \in \gamma_{\mp 1}$, according to the fact that $\beta_k^\#$ enters in $A_\gamma^\#$ on the same side as $\beta_1^\#$ leaves it or not; however this is not going to be relevant in our construction.

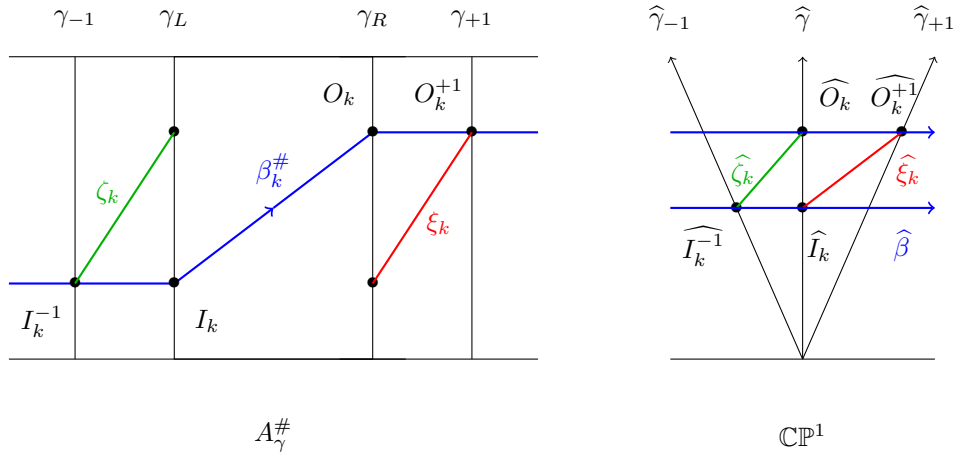


FIGURE 6. The extended annulus $A_\gamma^\#$ and the auxiliary objects.

Now for any $k = 1, \dots, N$ we consider in the developed image in \mathbb{H}^2 the geodesic segment $\widehat{\zeta}_k$ from \widehat{I}_k^{-1} to \widehat{O}_k and the geodesic segment $\widehat{\xi}_k$ from \widehat{I}_k to \widehat{O}_k^{+1} . This defines for us an arc ζ_k in $A_\gamma^\# \setminus A_\gamma$ starting from I_k^{-1} and ending at the twin of O_k , and an arc ξ_k in $A_\gamma^\# \setminus A_\gamma$ starting from the twin of I_k and ending at O_k^{+1} . Since β is embedded and bubbleable, all these arcs are disjoint; notice that the behaviour

of ζ_k and ξ_k in $A_\gamma^\#$ essentially mimics that of β_k (e.g. they wrap around A_γ the same number of times), with the only difference that they are entirely contained in the positive region, while β_k crosses the real curve twice inside A_γ . To simplify the exposition we also find it convenient to introduce an action of $\mathbb{Z}_2 = \{\pm 1\}$ on all the auxiliary objects we have defined: we let 1 act as the identity, while -1 acts by exchanging an “entry object” with the corresponding “exit object”, i.e.

$$-1.I_k = O_k \quad -1.I_k^{-1} = O_k^{+1} \quad -1.\zeta_k = \xi_k$$

Moreover notice that all arcs involved are oriented; for any path μ , let μ^{-1} denote the same path with the opposite orientation. We now have all the ingredients required to prove the following result.

Proposition 3.4. *Let $\rho : \pi_1(S) \rightarrow \mathrm{PSL}_2\mathbb{R}$ be Fuchsian. Let σ_0 be a complex projective structure with holonomy ρ , $A_\gamma \subset \sigma_0$ a grafting annulus and $\beta \subset \sigma_0$ a bubbleable arc which transversely crosses A_γ and avoids all other grafting annuli of σ_0 . Then there exist a complex projective structure σ'_0 with the same holonomy ρ and a bubbleable arc $\beta' \subset \sigma'_0$ which avoids all the real curves of σ'_0 and such that $\mathrm{Bub}(\sigma_0, \beta) = \mathrm{Bub}(\sigma'_0, \beta')$.*

Proof. We will prove this by directly finding a new bubble with the required properties on $\mathrm{Bub}(\sigma_0, \beta)$. Pick an orientation of β ; then we have all the auxiliary objects defined above, in particular fix the orientation of γ induced by the first crossing $\alpha_1 = \beta_1$. We will define a new bubble roughly in the following way: each time the bubble coming from β enters $A_\gamma^\#$ in correspondence of some crossing α_k we will describe how to leave $A_\gamma^\#$ in correspondence of the crossing $\alpha_{k\pm 1}$ by suitably following some of the auxiliary arcs (the sign depends on some coherence parameters); then we keep following β until we reach another crossing, if any, and we iterate.

Let us now define a procedure to handle the k -th crossing in the developed image (see Picture 7). Suppose $\hat{\beta}$ enters $\mathcal{N}_\varepsilon(\hat{\gamma})$ in correspondence of $\hat{\alpha}_k = \hat{\beta}_{\sigma(k)}$ at $\omega \hat{I}_{\sigma(k)}^{-1}$ for some $\omega \in \{\pm 1\}$. We begin by following $\omega \hat{\zeta}_{\sigma(k)}$, so that we get to $\omega \hat{O}_{\sigma(k)}$. We now distinguish two cases according to the relative position of the endpoints of the two crossings $\hat{\alpha}_k$ and $\hat{\alpha}_{k+\omega\varepsilon_k}$

- (1) if $\omega\varepsilon_{k,k+\omega\varepsilon_k} \hat{I}_{\sigma(k+\omega\varepsilon_k)}$ sits after $\omega \hat{O}_{\sigma(k)}$ along $\hat{\gamma}^{\omega\varepsilon_k}$, then we follow $\hat{\gamma}^{\omega\varepsilon_k}$ until we reach it; we meet $\hat{\alpha}_{k+\omega\varepsilon_k}$ at that point $\omega\varepsilon_{k,k+\omega\varepsilon_k} \hat{I}_{\sigma(k+\omega\varepsilon_k)}$ and then we can follow the arc $\omega\varepsilon_{k,k+\omega\varepsilon_k} \hat{\xi}_{\sigma(k+\omega\varepsilon_k)}^{\omega\varepsilon_{k,k+\omega\varepsilon_k}}$
- (2) otherwise $\omega\varepsilon_{k,k+\omega\varepsilon_k} \hat{I}_{\sigma(k+\omega\varepsilon_k)}$ sits before $\omega \hat{O}_{\sigma(k)}$ along $\hat{\gamma}^{\omega\varepsilon_k}$, then the fact that β is embedded implies that $-\omega\varepsilon_{k,k+\omega\varepsilon_k} \hat{I}_{\sigma(k+\omega\varepsilon_k)}$ is after $\omega \hat{O}_{\sigma(k)}$; in this case we can move a little off $\hat{\gamma}$ along $\hat{\beta}^\omega$ to meet the arc $\omega\varepsilon_{k,k+\omega\varepsilon_k} \hat{\xi}_{\sigma(k+\omega\varepsilon_k)}^{\omega\varepsilon_{k,k+\omega\varepsilon_k}}$

In both cases we follow the arc $\omega\varepsilon_{k,k+\omega\varepsilon_k} \hat{\xi}_{\sigma(k+\omega\varepsilon_k)}^{\omega\varepsilon_{k,k+\omega\varepsilon_k}}$ and reach $\omega\varepsilon_{k,k+\omega\varepsilon_k} \hat{O}_{\sigma(k+\omega\varepsilon_k)}^{+1}$. Then we are ready to leave $\mathcal{N}_\varepsilon(\hat{\gamma})$ along $\hat{\beta}^{\omega\varepsilon_{k,k+\omega\varepsilon_k}}$. We use this rule to define a path $\hat{\beta}'$ in \mathbb{CP}^1 , starting from the first endpoint of $\hat{\beta}$.

We should explicitly remark that it is possible that β goes around some topology of the surface between two crossings β_k and β_{k+1} ; in this case its developed image does not come back to the region $\mathcal{N}_\varepsilon(\hat{\gamma})$, but to a different region $g\mathcal{N}_\varepsilon(\hat{\gamma})$ for some Möbius transformation which depends on the topology around which β travels between β_k and β_{k+1} . However translating $\mathcal{N}_\varepsilon(\hat{\gamma})$ with the holonomy of the structure does not produce overlaps; this follows from the fact that the developed images of

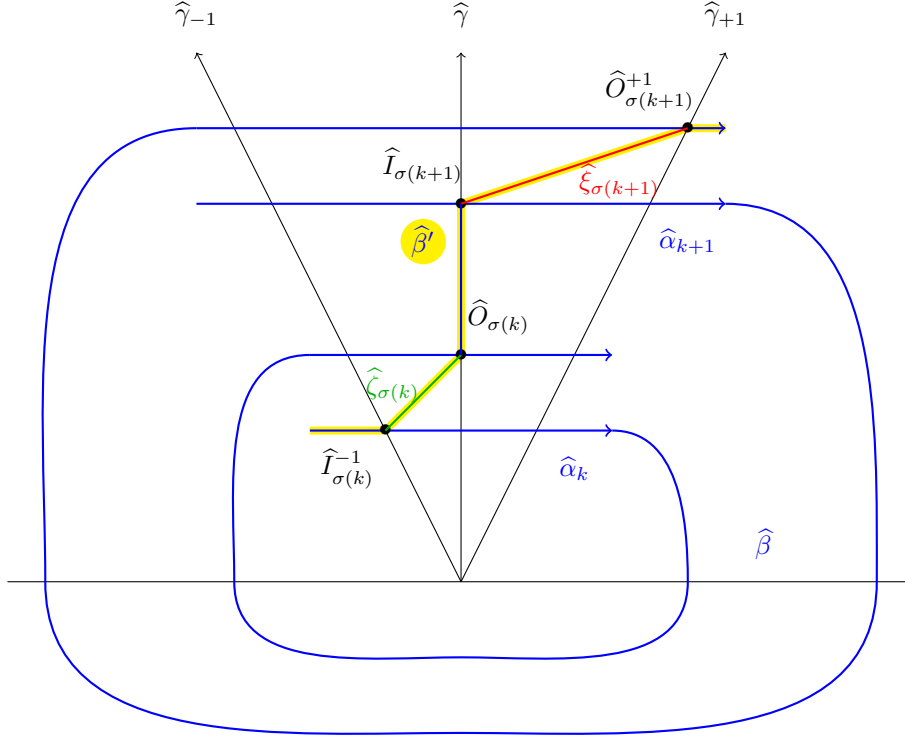


FIGURE 7. The path $\hat{\beta}'$ in \mathbb{CP}^1 : the k -th crossing in the case $\omega = \varepsilon_k = \varepsilon_{k,k+1} = 1$ and $\hat{I}_{\sigma(k+1)}$ sits after $\hat{O}_{\sigma(k)}$ along $\hat{\gamma}$.

the geodesic γ for the underlying uniformizing structure σ_ρ are disjoint and the fact that $\varepsilon > 0$ can be chosen to be arbitrarily small. On the other hand, if the path does not go around topology (so that $\hat{\beta}$ keeps intersecting the same region $\mathcal{N}_\varepsilon(\hat{\gamma})$), then it is enough to notice that the above procedure is completely reversible, in the sense that at any point the knowledge of what arc we have used at the most recent step is enough to know what arc to use to perform the next one, and vice versa. This implies that the path $\hat{\beta}'$ which is constructed by the above rules does not pass more than once through any of its points.

Finally let us consider what happens to the parts of $\hat{\beta}'$ which are outside the region $\mathcal{N}_\varepsilon(\hat{\gamma})$ and its translates. By construction they come from portions of β which are outside the grafting annulus A_γ ; moreover by hypothesis β does not intersect other grafting annuli. Therefore the developed images of these arcs are the same they would be in the underlying uniformizing structure σ_ρ , in particular they are all disjoint. This proves that the path $\hat{\beta}'$ is embedded in \mathbb{CP}^1 . Moreover since the number of marked points (ωI_k^{-1} and ωI_k) is finite, it definitively reaches the point \hat{O}_N^{+1} . After that point we keep following $\hat{\beta}$ till the end, i.e. its second endpoint. To sum up, $\hat{\beta}'$ is an embedded path with the same endpoints as $\hat{\beta}$ but entirely contained in \mathbb{H}^2 .

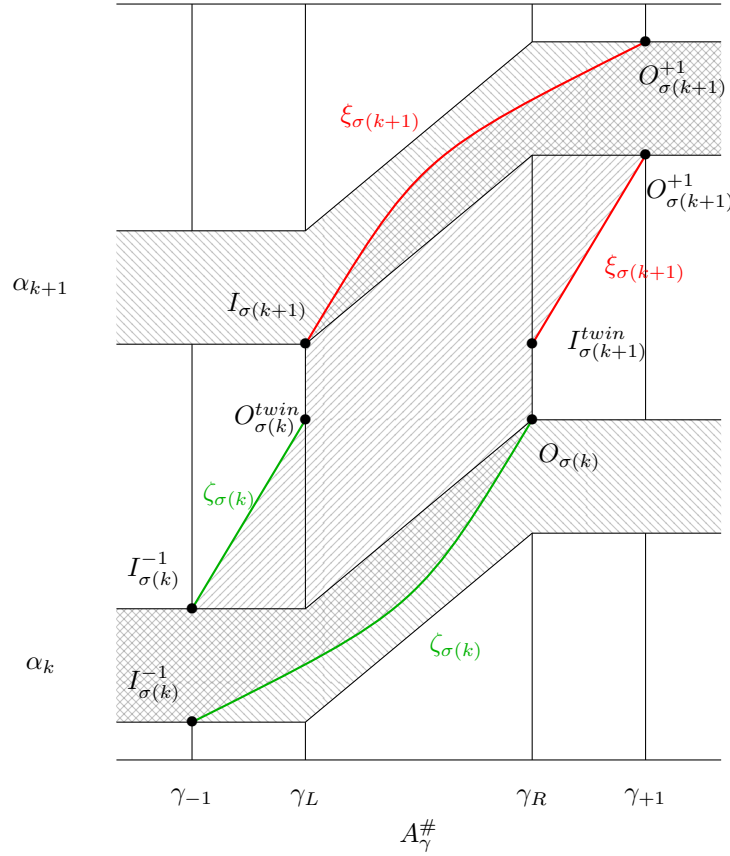


FIGURE 8. The new bubble on the surface: the k -th crossing in the case $\omega = \varepsilon_k = \varepsilon_{k,k+1} = 1$ and $\widehat{I}_{\sigma(k+1)}$ sits after $\widehat{O}_{\sigma(k)}$ along $\widehat{\gamma}$. (The two bubbles are shaded at different angles).

We can now follow this path on $Bub(\sigma_0, \beta)$ to identify a new bubble (see Figure 8). We start at the branch point of $Bub(\sigma_0, \beta)$ which is the first with respect to the chosen orientation of β and follow the two twin paths developing to $\widehat{\beta}$ which give the boundary of the natural bubble of $Bub(\sigma_0, \beta)$. Then we check that at each crossing α_k there is a couple of embedded arcs developing to subarcs of $\widehat{\beta}'$ which follow travel from the entry point $\omega I_{\sigma(k)}^{-1}$ to the exit point $\omega \varepsilon_{k,k+\omega \varepsilon_k} O_{\sigma(k+\omega \varepsilon_k)}^{+1}$. This follows from the fact that the auxiliary arcs ζ_k and ξ_k intersect $\beta_k^\#$ only at the points I_k^{-1} and O_k^{+1} , hence the copies of ζ_k and ξ_k inside the bubble coming from β cross it from side to side and at the same time they also cross the grafting annulus. As observed before, the procedure does not use the same auxiliary object twice; this guarantees that coming back to the grafting annulus does not result in new intersections, so that these paths developing to $\widehat{\beta}'$ are actually the boundary of a new bubble. Debubbling with respect to this new bubble gives the desired unbranched structure σ'_0 with a bubbleable arc β' such that $Bub(\sigma_0, \beta) = Bub(\sigma'_0, \beta')$. Notice that by

construction β' does not intersect any real component of σ'_0 , because $\widehat{\beta}'$ sits entirely in \mathbb{H}^2 . \square

Depending on the intersection pattern between β and A_γ , we have different possibilities for what σ'_0 looks like. We are in particular interested in the easiest case, which is the one in which β crosses A_γ just once: the structure σ'_0 of the previous result is exactly the one obtained by degrafting σ_0 with respect to A_γ , as established by the following result, which provides a converse to [2, Theorem 5.1].

Corollary 3.5 (Degrafting Lemma). *Let $\rho : \pi_1(S) \rightarrow \mathrm{PSL}_2\mathbb{R}$ be Fuchsian. Let σ_0 be a complex projective structure with holonomy ρ , $A_\gamma \subset \sigma_0$ a grafting annulus and $\beta \subset \sigma_0$ a bubbleable arc which transversely crosses A_γ just once. Then there exist a complex projective structure σ'_0 with holonomy ρ and a bubbleable arc $\beta' \subset \sigma'_0$ such that $\sigma_0 = \mathrm{Gr}(\sigma'_0, \gamma)$ and $\mathrm{Bub}(\sigma_0, \beta) = \mathrm{Bub}(\sigma'_0, \beta')$.*

Proof. In the previous notations, we have that $\alpha_2 = \alpha_1$. Therefore the new bubble produced by the above procedure does a full turn around A_γ and encompasses the whole real curve contained in it before leaving it. Debubbling with respect to this bubble produces a structure which has no real curves in the homotopy class of γ . By Goldman classification (see [6, Theorem C]), it must be the structure obtained by degrafting σ_0 with respect to A_γ . \square

3.2. Crossing a grafting region. We now address the more general case in which β might cross a grafting region coming from a multigrafting, hence we resume the notation $A_\gamma = A_\gamma^1 \cup \dots \cup A_\gamma^M$ for the grafting region obtained by grafting M times the simple closed geodesic γ of σ_ρ ; recall that A_γ is obtained by taking M copies of $(\mathbb{CP}^1 \setminus \widehat{\gamma})/\rho(\gamma)$ and gluing them in a chain along their geodesic boundaries, so that we see $M+1$ parallel copies of the geodesic γ .

What we want to do is to subdivide A_γ in disjoint annular regions in such a way that we are able to follow the procedure described above for the case of a simple grafting inside each of them. The natural subdivision given by the grafting annuli A_γ^h does not work: the procedure described above makes use of auxiliary curves parallel to γ obtained by slightly enlarging the grafting annulus; if we did the same here we would see a lot of overlaps. To solve this problem we consider more auxiliary curves on each side of the grafting geodesic, as many as the number M of grafting annuli which compose the grafting region $A_\gamma = A_\gamma^1 \cup \dots \cup A_\gamma^M$. For instance we can consider the curves $\gamma_{\pm h} = \{x \in \sigma_\rho \mid d(x, \gamma) = h\varepsilon\}$ for $h = 1, \dots, M$ and an arbitrarily small $\varepsilon > 0$. They clearly develop to the boundaries of the regions $\mathcal{N}_{h\varepsilon}(\widehat{\gamma}) = \{\widehat{x} \in \mathbb{H}^2 \mid d(\widehat{x}, \widehat{\gamma}) \leq h\varepsilon\}$. Recall that the grafting annuli A_γ^h and A_γ^{h+1} meet along a copy of the grafting geodesic γ , hence around each of these copies we have well defined copies of the curves γ_j for $j = -M, \dots, M$, which we denote in the same way by a little abuse of notation; of course γ_0 is exactly γ (see Figure 9).

Given an oriented bubbleable properly embedded arc β which transversely cross A_γ from side to side, we can consider the crossings given by its intersections with the grafting annuli A_γ^h . Let us label the grafting annuli and the auxiliary curves γ_j so that the first annulus met by β is A_γ^1 and the first auxiliary curve is γ_{-M} . We obtain a doubly indexed family of crossings: β_k^h will be the k -th time (with respect to the orientation of β) that β crosses the annulus A_γ^h . We begin with some remarks. First of all the transversality assumption implies that once β enters in A_γ it has to leave on the other side, so that in each annulus A_γ^h we see the

same number of crossings, which we call N . Secondly since β is bubbleable and all the grafting annuli have the same developed image, we get that the crossings $\beta_k^1, \dots, \beta_k^M$ have the same coherence and hence induce the same orientation of γ . Therefore we can consistently orient everything using β_1^1 . As before this allows us to order the crossings according to the cyclic order in which they appear along this orientation; once again we obtain a doubly indexed family of crossings $\alpha_k^h = \beta_{\sigma(k)}^h$ for some permutation $\sigma \in \mathfrak{S}_N$ such that $\sigma(1) = 1$. Notice that the permutation σ is the same for all the annuli $A_\gamma^1, \dots, A_\gamma^M$ because β is embedded, and that the exit point for β_k^h coincides with the entry point of β_k^{h+1} .

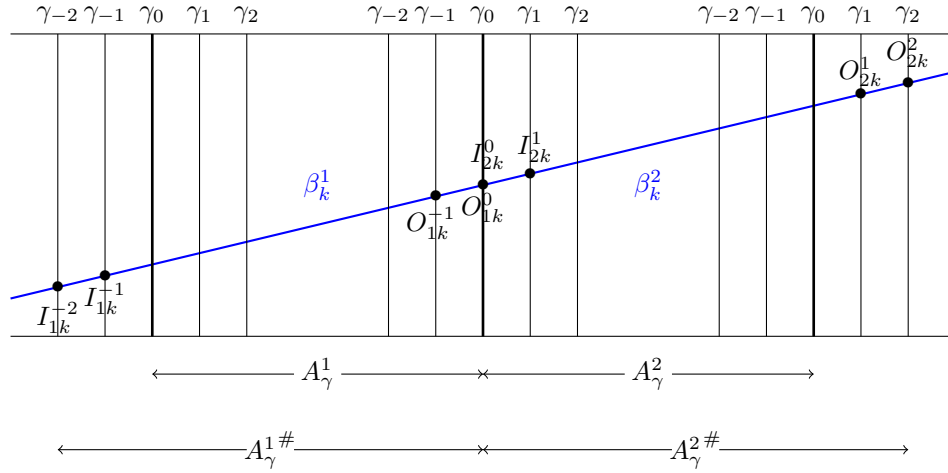


FIGURE 9. The extended region $A_\gamma^\#$ and the auxiliary curves γ_j in the case $M = 2$.

Exactly as before we need to define some auxiliary points and arcs. Recall that around each parallel copy of γ we have a whole package of curves which we have labelled $\gamma_{-M}, \dots, \gamma_M$. Let us denote by $A_\gamma^\#$ the annular region containing A_γ and bounded by $\gamma_{\pm M}$, and by $A_\gamma^{h\#}$ the annular region contained in $A_\gamma^\#$, bounded by $\gamma_{-M+2h-1\pm 1}$ and containing exactly two real curves, for $h = 1, \dots, M$; roughly speaking these regions are obtained by slightly moving A_γ^h by a certain amount of ε depending on the index h . Notice that the annuli $A_\gamma^{h\#}$ have disjoint interior and meet pairwise along some γ_j : more precisely $A_\gamma^{h\#}$ meets $A_\gamma^{h+1\#}$ along γ_{-M+2h} . Let us define the crossing $\beta_k^{h\#} = \beta \cap A_\gamma^{h\#}$ and label the intersections of $\beta_k^{h\#}$ with $\gamma_{-M+2h-2}$, $\gamma_{-M+2h-1}$ and γ_{-M+2h} by $I_{hk}^{-M+2h-2}$, $I_{hk}^{-M+2h-1}$, $O_{hk}^{-M+2h-1}$, O_{hk}^{-M+2h} in such a way that they appear in this order along β (see Figure 9). Notice that $O_{hk}^{-M+2h} = I_{h+1,k}^{-M+2(h+1)-2}$ and that a point whose apex is j belongs to an auxiliary curve labelled $\pm j$, according to whether that crossing enters the grafting region on the same side as β_1 or not.

Finally let us define $\hat{\zeta}_{hk}$ to be the geodesic from $\hat{I}_{hk}^{-M+2h-2}$ to $\hat{O}_{hk}^{-M+2h-1}$ and $\hat{\xi}_{hk}$ to be the one from $\hat{I}_{hk}^{-M+2h-1}$ to \hat{O}_{hk}^{-M+2h} , in complete analogy to the case of a simple grafting. Then we apply the same procedure described in that case

modifying a crossing $\beta_k^{h\#}$ inside the annulus $A_\gamma^{h\#}$. Notice that $A_\gamma^{h\#}$ is almost as good as a genuine grafting annulus, in the sense that the open annular subregion between two copies of $\gamma_{-M+2h-1}$ is injectively developed.

Proposition 3.6. *Let $\rho : \pi_1(S) \rightarrow \mathrm{PSL}_2\mathbb{R}$ be Fuchsian. Let σ_0 be a complex projective structure with holonomy ρ , $A_\gamma = A_\gamma^1 \cup \dots \cup A_\gamma^M \subset \sigma_0$ a grafting annulus and $\beta \subset \sigma_0$ a bubbleable arc which transversely crosses A_γ and avoids all other grafting regions of σ_0 . Then there exist a complex projective structure σ'_0 with the same holonomy ρ and a bubbleable arc $\beta' \subset \sigma'_0$ which avoids all the real curves of σ'_0 and such that $\mathrm{Bub}(\sigma_0, \beta) = \mathrm{Bub}(\sigma'_0, \beta')$.*

Proof. The strategy is the same as in the case of a simple grafting (i.e. $M = 1$, see 3.4), with the only difference that the procedure which resolves the crossing α_k^h must take place inside the annular region $A_\gamma^{h\#}$. These regions are precisely defined so that what happens inside one of them is completely independent from what happens inside the adjacent ones. \square

3.3. Crossing several grafting regions. Now that the ideas and the main construction have been explained in detail for the case of one grafting annulus and one grafting region, let us handle the general case and prove the main result of this paper.

Theorem 3.7. *Let $\rho : \pi_1(S) \rightarrow \mathrm{PSL}_2\mathbb{R}$ be Fuchsian. Let σ_0 be a complex projective structure with holonomy ρ and $\beta \subset \sigma_0$ a bubbleable arc which transversely crosses any grafting region it meets. Then there exist a complex projective structure σ'_0 with the same holonomy ρ and a bubbleable arc $\beta' \subset \sigma'_0$ which avoids all the real curves of σ'_0 and such that $\mathrm{Bub}(\sigma_0, \beta) = \mathrm{Bub}(\sigma'_0, \beta')$.*

Proof. The strategy is to use the same technique used in 3.4 and 3.6 in any grafting annulus or region met by β . Notice that now between two crossing of a grafting region A_γ it is possible that β meets some other grafting region A_δ , for a different homotopy class δ . If we tried to resolve the intersections between β and A_γ , it would be impossible to control the behaviour of the developed images of the subarcs coming from $\beta \cap A_\delta$, i.e. to prove that the above procedure produces an injectively developed path in \mathbb{CP}^1 . A way to avoid this kind of problems, is to apply the procedure of 3.6 *simultaneously* to all grafting regions met by β , without trying to handle different grafting regions one by one.

To check that everything works as desired, it is enough to observe that for any couple of disjoint simple closed geodesics γ and δ on the underlying uniformizing structure σ_ρ all their developed images are disjoint; therefore not only are the associated grafting regions A_γ and A_δ disjoint, but it is also possible to adjust the width of the extended grafting regions $A_\gamma^\#$ and $A_\delta^\#$ in such a way that the developed images of auxiliary arcs associated to different crossings are disjoint. This construction realises $\mathrm{Bub}(\sigma_0, \beta)$ as a bubbling of another structure σ'_0 along an arc β' as before; by definition it avoids the real curves, exactly because we have replaced the portion crossing the grafting annuli with small geodesic arcs entirely contained in the upper-half plane. \square

3.4. The multi(de)grafting lemma. We have already mentioned that [2, Theorem 5.1] states that any simple grafting can be obtained via a sequence of one bubbling and one debubbling, and we have proved an analogous statement for a simple degrafting in 3.5 under the assumption of Fuchsian holonomy. Under the

same assumption, we can now obtain the same statement for any multi(de)grafting, by 3.7. In particular we can show that it is possible to completely degraft a structure and recover the uniformizing structure σ_ρ by just one bubbling and one debubbling.

Corollary 3.8 (Multi(de)grafting Lemma). *Let $\rho : \pi_1(S) \rightarrow \mathrm{PSL}_2\mathbb{R}$ be Fuchsian and σ_ρ the associated uniformizing structure. Let σ_0 be a complex projective structure with holonomy ρ and $\beta \subset \sigma_0$ a bubbleable arc which transversely crosses all the grafting region of σ_0 exactly once. Then there exists a bubbleable arc $\beta_\rho \subset \sigma_\rho$ such that $\mathrm{Bub}(\sigma_0, \beta) = \mathrm{Bub}(\sigma_\rho, \beta_\rho)$.*

Proof. Let $A_{\gamma_1}, \dots, A_{\gamma_n}$ be the grafting regions of σ_0 . By 3.7 in $\mathrm{Bub}(\sigma_0, \beta)$ we can find another bubble avoiding all real curves. Debubbling with respect to this bubble gives an unbranched structure without real curves, as in 3.5; once again by Goldman classification in [6, Theorem C] it must be the uniformizing structure. \square

Notice that the roles of σ_0 and σ_ρ are symmetric in the above statement, in the sense that the same proof also proves that any multigrafting on σ_ρ can be obtained via a sequence of just one bubbling and one debubbling. In particular we get the following bound on the number of moves needed to join a couple of complex projective structures with the same Fuchsian holonomy.

Corollary 3.9. *Let $\rho : \pi_1(S) \rightarrow \mathrm{PSL}_2\mathbb{R}$ be Fuchsian and σ, τ be a couple of complex projective structures with holonomy ρ . Then it is possible to go from one to the other via a sequence of at most two babbings and two debabbings.*

Proof. By Goldman's Theorem each of them is a multigrafting on σ_ρ . We can completely degraft σ and reach σ_ρ with one bubbling and one debubbling thanks to 3.8. Then we perform another bubbling and another debubbling to perform the multigrafting on σ_ρ which produces τ . \square

An alternative proof can be obtained by replacing Goldman's Theorem by a result of Calsamiglia-Deroin-Francaviglia (see [3, Theorem 1.1]) according to which any couple of complex projective structures with the same Fuchsian holonomy are joined by a sequence of two multigraftings.

3.5. The point of view of branched structures. As observed in 2.10, performing a bubbling introduces a couple of simple branch points on the surface; therefore, properly speaking, it is not a deformation of complex projective structures, but of branched complex projective structures. In the previous sections these have been used just as a tool to study the grafting surgery on unbranched structures. Here we want to reformulate the main statements from the point of view of the intrinsic geometry of branched structures. Let us denote by $\mathcal{M}_{k,\rho}$ the moduli space of (marked) branched complex projective structures with a fixed holonomy ρ and k branch points (counted with multiplicity). First of all 3.7 can be restated as follows.

Theorem 3.10. *Let $\rho : \pi_1(S) \rightarrow \mathrm{PSL}_2\mathbb{C}$ be Fuchsian. Let $\sigma_0 \in \mathcal{M}_{0,\rho}$, $\beta \subset \sigma_0$ be a bubbleable arc and $\sigma = \mathrm{Bub}(\sigma_0, \beta) \in \mathcal{M}_{2,\rho}$. Assume that every time β intersects some grafting region of σ_0 it actually crosses it transversely. Then σ is also a bubbling over some other $\sigma'_0 \in \mathcal{M}_{0,\rho}$ along a bubbleable arc $\beta' \subset \sigma'_0$ which avoids the real curves of σ'_0 .*

In a previous paper of the author (see [10, Theorem 5.9]) it was proved that there exists a connected open dense subspace of $\mathcal{M}_{2,\rho}$ consisting of structures obtained by

bubbling unbranched structures. A consequence of the previous statement is that these structures do not have such a thing as a canonical underlying unbranched structure in general, in the sense that the same branched structure may arise as a bubbling over different unbranched structures. We observed there (see [10, 5.1]) that it is generically possible to join any couple of structures in $\mathcal{M}_{0,\rho} \cup \mathcal{M}_{2,\rho}$ by a finite sequence of babbings and debabbings. The results of this paper allow us to give a uniform upper bound on the length of such a sequence.

Corollary 3.11. *Let $\rho : \pi_1(S) \rightarrow \mathrm{PSL}_2\mathbb{C}$ be Fuchsian. There is a connected, open and dense subspace $\mathcal{B} \subset \mathcal{M}_{2,\rho}$ such that if $\sigma, \tau \in \mathcal{M}_{0,\rho} \cup \mathcal{B}$ then τ is obtained from σ via a sequence of at most three babbings and three debabbings.*

Proof. If σ and τ are unbranched then this follows directly from 3.9 above. Otherwise we can take \mathcal{B} to be the space of structures obtained by bubbling unbranched structures provided by [10, Theorem 5.9]. If $\sigma, \tau \in \mathcal{B}$, then by definition of \mathcal{B} we can find two unbranched structures $\sigma_0, \tau_0 \in \mathcal{M}_{0,\rho}$ such that σ and τ are obtained by bubbling σ_0 and τ_0 respectively, and then apply 3.9 to them. \square

$$\begin{array}{ccccccc}
 \sigma & \xrightarrow{\text{1 debub}} & \sigma_0 & \xrightarrow[\text{1 debub}]{\text{1 bub}} & \sigma_\rho & \xrightarrow[\text{1 debub}]{\text{1 bub}} & \tau_0 & \xrightarrow{\text{1 bub}} & \tau
 \end{array}$$

REFERENCES

- [1] L. Bers. “On boundaries of Teichmüller spaces and on Kleinian groups. I”. In: *Ann. of Math. (2)* 91 (1970), pp. 570–600.
- [2] G. Calsamiglia, B. Deroin, and S. Francaviglia. “Branched projective structures with Fuchsian holonomy”. In: *Geom. Topol.* 18.1 (2014), pp. 379–446.
- [3] G. Calsamiglia, B. Deroin, and S. Francaviglia. “The oriented graph of multi-graftings in the Fuchsian case”. In: *Publ. Mat.* 58.1 (2014), pp. 31–46.
- [4] D. Dumas. “Complex projective structures”. In: *Handbook of Teichmüller theory. Vol. II*. Vol. 13. IRMA Lect. Math. Theor. Phys. Eur. Math. Soc., Zürich, 2009, pp. 455–508.
- [5] D. Gallo, M. Kapovich, and A. Marden. “The monodromy groups of Schwarzian equations on closed Riemann surfaces”. In: *Ann. of Math. (2)* 151.2 (2000), pp. 625–704.
- [6] W. M. Goldman. “Projective structures with Fuchsian holonomy”. In: *J. Differential Geom.* 25.3 (1987), pp. 297–326.
- [7] R. Mandelbaum. “Branched structures on Riemann surfaces”. In: *Trans. Amer. Math. Soc.* 163 (1972), pp. 261–275.
- [8] B. Maskit. “On a class of Kleinian groups”. In: *Ann. Acad. Sci. Fenn. Ser. A I No.* 442 (1969), p. 8.
- [9] H. Poincaré. “Sur l’uniformisation des fonctions analytiques”. In: *Acta Math.* 31.1 (1908), pp. 1–63.
- [10] L. Ruffoni. “Bubbling complex projective structures with quasi-Fuchsian holonomy”. In: *J. Topol. Anal.* (2019).

DIPARTIMENTO DI MATEMATICA - UNIVERSITÀ DI BOLOGNA, PIAZZA DI PORTA SAN DONATO 5,
40126, BOLOGNA, ITALY

Current address: Department of Mathematics - Florida State University, 1017 Academic Way,
Tallahassee, FL 32306-4510, USA

E-mail address: `lorenzo.ruffoni2@gmail.com`