

# Estimation of RFID Tag Population Size by Gaussian Estimator

Md Mahmudul Hasan, Shuangqing Wei, Ramachandran Vaidyanathan

**Abstract**—In this paper we propose a novel approach to estimating RFID tag population size. Unlike all previous  $\{0, 1\}$  estimation schemes, we analysed our scheme under  $\{0, 1, e\}$  and presented results under both  $\{0, 1\}$  and  $\{0, 1, e\}$  channel models. Under both the channel models we used a well justified Gaussian estimator for estimation. We have named our algorithm "Gaussian Estimation of RFID Tags," namely, GERT. The most prominent feature of GERT is the quality with which it estimates a tag population size. Except for very small tag population sizes (less than 200 tags), GERT under  $\{0, 1\}$  channel model proves to be more cost effective than the previously proposed estimation schemes under the same performance constraints.

**Index Terms**—RFID, Collision Model, Gaussian Approximation

## I. INTRODUCTION

### A. The Problem Statement

Tag estimation is useful in many everyday applications including in tag identification, privacy-sensitive RFID systems and warehouse monitoring. In this paper, we propose a more efficient method to estimate the size of a tag population. There have been a good number of estimation schemes so far, and we have presented in the paper the comparative efficacy of our algorithm with some recently proposed approaches. The problem at hand can be formally stated as follows: For a given reliability requirement  $\alpha \in [0, 1)$ , a confidence interval  $\beta \in [0, 1)$  a reader will have to estimate an unknown tag population size  $t$  in a particular area. The estimation has to maintain the minimum accuracy condition  $P[|\hat{t} - t| \leq \beta t] \geq \alpha$ , where  $\hat{t}$  is the estimated value of the actual tag population size  $t$ .

### B. Proposed Scheme Overview

In this paper, we present a new algorithm named Gaussian Estimation of RFID Tags (GERT). At the beginning of the estimation process we run a probe using the Flajolet Martin algorithm [1] to get a rough upper bound  $t_m$  on the tag population size  $t$ . Based on  $t_m$  and the accuracy requirements  $\alpha, \beta$  we determine the critical parameters  $p, f$  and  $n$ , where  $p$  is the persistence probability (the probability that a tag remains active to respond to a forthcoming frame),  $f$  is the frame size and  $n$  is the required number of rounds. A standardized framed slotted Aloha protocol is what we used as communication protocol. The reader first broadcasts the frame size of the forthcoming frame to the tags in its vicinity. Each tag randomly picks a time-slot in the frame

and replies during that slot. Previous  $\{0, 1\}$  channel models do not differentiate between a *singleton* and a *collision* slot, where a 0 represents an empty slot and a 1 represents a non-empty slot. In this  $\{0, 1, e\}$  model [2] [3], 0 represents 'no reply', 1 represents 'exactly one reply' and  $e$  stands for 'any number of replies greater than 1', to a slot in a frame. The reader receives a sequence of 0s, 1s and  $e$ 's. GERT calculates  $\frac{N_e - N_1}{f}$  for each round where,  $N_e$  represents the number of  $e$ 's (i.e. collision slots) and  $N_1$  is the number of 1's in the reader sequence. After  $n$  rounds of these measurements we take the average of all these values. This average is finally substituted for the true mean in the expected value equation of the estimator to estimate the tag population size by an inverse function. Figure 1 demonstrates that  $E\left[\frac{N_e - N_1}{f}\right]$  is a monotonic function of  $t$  for given  $f$  and  $p$ , except for a singularity at the start. We have analyzed in this paper the conditions under which  $E\left[\frac{N_e - N_1}{f}\right]$  is invertible and  $\frac{N_e - N_1}{f}$  is asymptotically Gaussian distributed for large  $f$ , while meeting the imposed estimation accuracy requirement.

### C. Related Work

Unified Probabilistic Estimator (UPE) proposed in [4], was based on the number of empty slots in a frame or the number of collision slots in the frame. Enhanced Zero Based (EZB) estimator proposed in [5], makes its estimation based on the total number of empty slots in a frame. The difference between EZB and UPE is, UPE makes an estimation of the population size in each frame and at the end averages out all the estimation results, whereas EZB finds the average of the number of 0s in each frame and finally makes the estimation based on this average value. In this paper we compared the proposed method (GERT) with a relatively recent tag estimation scheme (ART) by Shahzad and Liu [6], which claims to be both faster and more cost effective in terms of the number of slots required for estimation than the prior algorithms. ART uses a  $\{0, 1\}$  channel model and estimates the tag population size based on the average run size of 1s in a frame. Multi-category RFID Estimation was proposed in [7], which is a technique to estimate RFID tags in different categories. An algorithm to estimate RFID tags in composite sets was proposed in [8].

<sup>1</sup>Md M Hasan, S. Wei and R. Vaidyanathan are with the school of Electrical Engineering and Computer Science, Louisiana State University, Baton Rouge, LA 70803, USA (Email: mhasa15@lsu.edu, swei@lsu.edu, vaidy@lsu.edu).

## II. FORMULATION OF THE PROBLEM

We are considering  $\left[\frac{N_e - N_1}{f}\right]$  as the estimator in our proposed model. We define two important variables in (1),

$$Z_f(t) \triangleq \frac{N_e - N_1}{f}, \quad g_f(t) \triangleq E\left[\frac{N_e - N_1}{f}\right] \quad (1)$$

For a given persistence probability  $p$  and frame size  $f$ , let  $X_{ij} \sim \text{Bernoulli}(\frac{p}{f})$  be the variable that represents the probability that the  $i$ th tag replies to the  $j$ th slot or not. So,

$$X_{ij} = \begin{cases} 1, & \text{with probability } \frac{p}{f} \\ 0, & \text{with probability } (1 - \frac{p}{f}) \end{cases} \quad (2)$$

Let  $Y_j = \sum_{i=1}^t X_{ij}$ . It is straightforward to see that the random variable  $Y_j$  has the following probability distribution,

$$p_{Y_j}(y) = \begin{cases} \left(1 - \frac{p}{f}\right)^t = p_0, & y = 0 \\ t \left(\frac{p}{f}\right) \left(1 - \frac{p}{f}\right)^{t-1} = p_1, & y = 1 \\ 1 - \left(1 - \frac{p}{f}\right)^t - t \left(\frac{p}{f}\right) \left(1 - \frac{p}{f}\right)^{t-1} = p_e, & y = e \end{cases}$$

Introduction of the following two indicators namely  $Y_j^{(1)}$  and  $Y_j^{(e)}$  will make our analysis easier,

$$Y_j^{(1)} = \begin{cases} 1, & \text{when } Y_j = 1 \\ 0, & \text{when } Y_j \neq 1 \end{cases}, \quad Y_j^{(e)} = \begin{cases} 1, & \text{when } Y_j = e \\ 0, & \text{when } Y_j \neq e \end{cases} \quad (3)$$

Now using (1) we have,

$$Z_f = \frac{1}{f} \sum_{j=1}^f (Y_j^{(e)} - Y_j^{(1)}) \quad (4)$$

Next we define,  $Z_{j,f} \triangleq Y_j^{(e)} - Y_j^{(1)}$ . Then (4) gives,

$$Z_f = \frac{1}{f} \sum_{j=1}^f Z_{j,f} \quad (5)$$

Since  $Y_j^{(1)} \in \{0, 1\}$  and  $Y_j^{(e)} \in \{0, 1\}$  it is easy to see that we have the following pdf for  $Z_{j,f}$ ,

$$Z_{j,f} = \begin{cases} 0, & \text{with probability } p_0 \\ -1, & \text{with probability } p_1 \\ 1, & \text{with probability } p_e \end{cases} \quad (6)$$

Let the mean and variance of  $Z_{j,f}$  be  $\hat{\mu}_f$  and  $\hat{\sigma}_f^2$  respectively. Simple algebraic manipulations give us,

$$E[Z_{j,f}] = \hat{\mu}_f = p_e - p_1 \quad (7)$$

$$\hat{\sigma}_f^2 = p_e + p_1 - (p_e - p_1)^2 \quad (8)$$

Let,  $\mu_f$  and  $\sigma_f^2$  be the mean and variance of  $Z_f$  respectively. Its easy to see  $\mu_f = \hat{\mu}_f$ . Using (1), (5), (7) and (8) we have,

$$g_f(t) = 1 - \left(1 - \frac{p}{f}\right)^t - 2t \left(\frac{p}{f}\right) \left(1 - \frac{p}{f}\right)^{t-1} \quad (9)$$

$$\sigma_f^2 = \frac{1}{f} [p_e + p_1 - (p_e - p_1)^2] \quad (10)$$

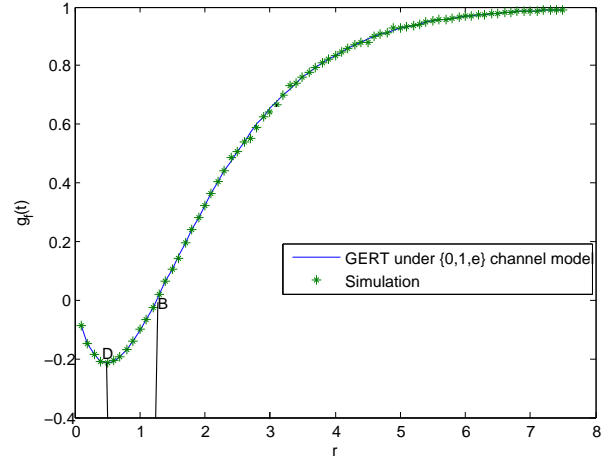


Fig. 1. Expected value function of GERT  $g_f(t)$  against  $r = \frac{tp}{f}$  under  $\{0, 1, e\}$  channel model. ( $f = 200, p = 1$ )

We notice in Figure 1 that, there is a dip at the beginning of the expectation curve which presents us with a case of singularity. We define,

$$r \triangleq \frac{tp}{f}. \quad (11)$$

Which is essentially the 'average number of active tags per frame slot'. Proofs to the following two facts for  $\frac{f}{p} \gg 1$ , are given in Appendix A and Appendix B respectively,

- 1) The local minimum of  $g_f(t)$ , point D in Figure 1, occurs at  $r = \frac{1}{2}$ .
- 2)  $g_f(t)$  is convex  $r < \frac{3}{2}$  and concave for  $r \geq \frac{3}{2}$  for given  $f$  and  $p$ .

Combining the above two facts we can see there exists  $\frac{1}{2} \leq r = \frac{tp}{f} \leq \frac{3}{2}$  such that  $g_f(t_B) = g_f(1)$  (considering that the minimum possible tag population size is 1). That  $r$  corresponds to the point B in the  $g_f(t)$  curve and we represent the corresponding value of  $r$  by  $r_{min}$ .  $g_f(t)$  will go into the singularity if we violate the following condition,

$$r \geq r_{min}. \quad (12)$$

We numerically got the value of  $r_{min} = 1.2564$ . So, the summary from this section is that, if we have an  $r$  so that (12) holds,  $g_f(t)$  will be a monotonic function and hence invertible.

## III. GAUSSIAN APPROXIMATION OF THE ESTIMATOR

Our estimation of the tag population size has to maintain the accuracy requirement given by the condition,

$$P[|\hat{t} - t| \leq \beta t] \geq \alpha \quad (13)$$

Since we are using  $Z_f$  as our estimator to determine the value of  $\hat{t}$ , using (1) the condition in (13) can be written as,

$$P[g_f\{(1 - \beta)t\} \leq Z_f \leq g_f\{(1 + \beta)t\}] \geq \alpha \quad (14)$$

Now to perform our estimation of the tag population size maintaining the accuracy requirements given in (14), we need the following,

- 1)  $g_f(t)$  has to be an invertible function.
- 2) Analytical expression for the distribution of  $Z_f(t)$ .

The previous section clearly analyzed the conditions under which  $g_f(t)$  is monotonic function and hence invertible. This section is particularly devoted to the analysis of the conditions under which  $Z_f(t)$  has a Gaussian distribution. We resort to a triangular array version of Central Limit Theorem [9], i.e. Lindeberg Feller Theorem [10] for that.

The statement of Lindeberg Feller Theorem says, when  $\{X_{n,i}\}$  is an independent array of random variables with  $E[X_{n,i}] = 0$  and  $E[X_{n,i}^2] = \sigma_{n,i}^2$ ,  $Z_n = \sum_{i=1}^n X_{n,i}$  and  $B_n^2 = \text{Var}(Z_n) = \sum_{i=1}^n \sigma_{n,i}^2$ , then  $Z_n \rightarrow N(0, B_n^2)$  if the condition below holds for every  $\epsilon > 0$ ,

$$\frac{1}{B_n^2} \sum_{i=1}^n E[X_{n,i}^2 1_A(|X_{n,i}| > \epsilon B_n)] \rightarrow 0 \quad (15)$$

For our algorithm, we modify  $Z_{j,f}$  to get a new variable  $\tilde{Z}_{j,f}$ , so that the new variable has zero mean and variance  $\hat{\sigma}_f^2$ . It is straightforward to show that,  $\tilde{Z}_{j,f}$  has the following probability distribution,

$$\tilde{Z}_{j,f} = \begin{cases} -\mu_f, & \text{with probability } p_0 \\ -1 - \mu_f, & \text{with probability } p_1 \\ 1 - \mu_f, & \text{with probability } p_e \end{cases} \quad (16)$$

Now in line with (15) and the statement of Lindeberg Feller theorem, simple algebraic manipulations using (5), (8), (10) and (16) we get,  $Z_f \sim N(\mu_f, \sigma_f^2)$  if the following holds,

$$\frac{1}{f\hat{\sigma}_f^2} \sum_{i=1}^f E[\tilde{Z}_{j,f}^2 1_A(|\tilde{Z}_{j,f}| > \epsilon\sqrt{f}\hat{\sigma}_f)] \rightarrow 0 \quad (17)$$

In the above condition given in (17), the indicator function  $1_A(|\tilde{Z}_{j,f}| > \epsilon\sqrt{f}\hat{\sigma}_f)$  plays a pivotal role. For the variable  $Z_{i,f}$  we have the following 3 cases of the indicator function,

$$|1 - \mu_f| > \epsilon\sqrt{f}\hat{\sigma}_f \quad (18)$$

$$|-1 - \mu_f| > \epsilon\sqrt{f}\hat{\sigma}_f \quad (19)$$

$$|-\mu_f| > \epsilon\sqrt{f}\hat{\sigma}_f \quad (20)$$

It is easy to see that if none of (18), (19) and (20) holds, (17) not just converges to but actually becomes 0. It has been proved analytically in Appendix C that, if the following condition holds, then none of the (18), (19), (20) holds; that is, (17) holds,

$$\epsilon^2 f \geq k(r) \quad (21)$$

where  $k(r)$  is defined as  $k(r) \triangleq \max\{k_1(r), k_2(r), k_3(r)\}$ . and the values for  $k_1$ ,  $k_2$  and  $k_3$  are given by the following equations.

$$k_1(r) = \frac{1}{\left| \frac{-e^r(1+4r)}{(1+2r)^2} - 1 \right|} \quad (22)$$

$$k_2(r) = \frac{e^{2r} + (1+2r)\left(\frac{1}{4} - e^r\right)}{\left| \frac{1}{4}(1+2r)^2 - re^r \right|} \quad (23)$$

$$k_3(r) = \frac{e^{2r} - 2e^r(1+2r) + (1+2r)^2}{\left| (1+2r)^2 - e^r(1+4r) \right|} \quad (24)$$

So, for given  $r$  and  $\epsilon$  if we select a frame size large enough so that (21) holds, the distribution of the estimator can be approximated as  $Z_f \sim N(\mu_f, \sigma_f^2)$ .

#### A. Quality Considerations of Gaussian Approximation

The quality of the above approximation depends on the value of the approximation error  $\epsilon$ . Exactly speaking, satisfying (17) means,

$$\left| P\left[l \leq \frac{Z_f - \mu_f}{\sigma_f} \leq u\right] - P[l \leq \theta \leq u] \right| \leq \epsilon \quad (25)$$

where,  $\theta \sim N(0, 1)$ . It is straightforward to see that, (25) implies  $P[l \leq \theta \leq u] \geq \alpha + \epsilon$ . Which means that, If we approximate  $\frac{Z_f - \mu_f}{\sigma_f}$  as standard normal, to compensate for the approximation error we will have to maintain the actual reliability  $\alpha + \epsilon$  instead of the given reliability  $\alpha$ . The fact that probability can not be greater than 1 renders  $\alpha + \epsilon \leq 1$ , giving the following upper bound on  $\epsilon$ ,

$$\epsilon_{max} = 1 - \alpha \quad (26)$$

Equation (26) gives the maximum value of  $\epsilon$  that we can operate on for a given reliability requirement  $\alpha$ .

#### IV. SELECTION OF CRITICAL PARAMETERS

This section clarifies the steps to attain the optimum parameters for GERT under  $\{0, 1, e\}$  channel model, described by Algorithm 1. Since all the parameters are functions of the tag population size  $t$  which is unknown, we have substituted  $t_m$  for  $t$  in those equations.

##### A. Frame size $f$

For given  $r$  and  $t_m$  we can have different pairs of  $p$  and  $f$  satisfying (38). Since  $p \leq 1$ , (38) should give us the maximum possible frame size when  $p = 1$  for given  $r$  and  $t_m$ . Using (38),

$$f_{max} = \frac{t_m}{r} \quad (27)$$

For a given  $r$  we will have a particular value of  $k(r)$  to satisfy the Lindeberg Feller conditions. Hence, we can get different pairs of  $f$  and  $\epsilon$  satisfying (21). Plugging in maximum possible  $\epsilon$  given by (26) in (21) should give us the minimum allowable frame size for given  $r$ . Using (21),

$$f_{min} = \frac{k(r)}{\epsilon_{max}^2} \quad (28)$$

Because of the fact that we operate on a fixed value of  $r$ , any frame size  $f \in [f_{min}, f_{max}]$  will have a corresponding  $\epsilon \leq \epsilon_{max}$  and  $p \leq 1$ .

---

**Algorithm 1:** Estimate RFID Tag Population  $(\alpha, \beta)$ 

---

**Input:**

- 1) Required reliability  $\alpha$
- 2) Required confidence interval  $\beta$

**Output:** Estimated tag population size  $\hat{t}$ 

Calculate  $t_m := \text{upper bound}$ , and substitute  $t$  by  $t_m$ .

Find the range  $R = [r_{min}, r_{max}]$  specified for  $\{0, 1, e\}$  channel model and discretize it. calculate,

$l_R = \text{length}(R)$ .

**for**  $m := 1 : l_R$  **do**

calculate  $k(r)$  and use that to obtain  $f_{max}$  and  $f_{min}$  using (27) and (28) respectively for given  $r = R(m)$ .

**if**  $f_{min} \leq f_{max}$  **then**

make the array,  $f_{array} = [f_{min}, f_{max}]$

calculate,  $l_f = \text{length}(f_{array})$

**for**  $i := 1 : l_f$  **do**

calculate  $p_i$  and  $\epsilon_i$  from (38) and (21)

respectively for given  $r$  and  $f = f_{array}(i)$ .

Evaluate  $n_i$ .

**end**

Obtain  $f_m$ , and  $n_m$  such that

$(f_m + l) \times n_m := \min_i \{(f_{array}(i) + l) \times n_i\}$

**end****end**

Obtain  $r_{op}$ ,  $f_{op}$ , and  $n_{op}$  such that

$(f_{op} + l) \times n_{op} := \min_m \{(f_m + l) \times n_m\}$

calculate  $p_{op}$  and  $\epsilon_{op}$  from (38) and (21)

**for**  $j := 1 : n_{op}$  **do**

Provide the reader with frame size  $f_{op}$ , persistence probability  $p$ , and random seed  $S_j$ .

Run Aloha on  $j$ th frame.

Obtain  $Z_f(j) = \frac{N_e - N_1}{f_{op}}$  for the  $j$ th frame

**end**

$\bar{Z}_f \leftarrow \frac{1}{n_{op}} \sum_j^{n_{op}} Z_f(j)$

Set  $g_f(t) := \bar{Z}_f$  and solve (9) to get the estimated value  $\hat{t}$  for tag population size  $t$ .

**return**  $\hat{t}$ 

---

### B. Number of rounds $n$

For any  $f \in [f_{min}, f_{max}]$  for given  $r$ ,  $g_f(t)$  is a monotonic function and  $Z_f \sim N(\mu_f, \sigma_f^2)$  with an approximation error  $\epsilon$ . Using (14), (25) and the fact that standard deviation gets scaled down  $\sqrt{n}$  times if we take  $n$  rounds of the measurements, we have,

$$\begin{aligned} P \left[ \frac{g_f\{(1-\beta)t\} - \mu_f}{\frac{\sigma_f}{\sqrt{n}}} \leq \frac{Z_f - \mu_f}{\frac{\sigma_f}{\sqrt{n}}} \right. \\ \left. \leq \frac{g_f\{(1+\beta)t\} - \mu_f}{\frac{\sigma_f}{\sqrt{n}}} \right] \geq \alpha + \epsilon \end{aligned} \quad (29)$$

Separating out the two inequalities in (29), we get

$$\frac{g_f\{(1-\beta)t_m\} - \mu_f}{\frac{\sigma_f}{\sqrt{n_{left}}}} = -z^* \quad (30)$$

$$\frac{g_f\{(1+\beta)t_m\} - \mu_f}{\frac{\sigma_f}{\sqrt{n_{right}}}} = z^* \quad (31)$$

where,

- $z^* = Q^{-1} \left[ \frac{1-\alpha-\epsilon}{2} \right]$ .
- $n_{right}$  and  $n_{left}$  are the number of rounds required corresponding to  $z^*$  and  $-z^*$ .
- $Q(z^*)$  is the error function.

Solving (30) and (31) for  $n_{right}$  and  $n_{left}$  respectively, the required number of rounds for given frame size  $f$ , can be given by

$$n = \lceil \max\{n_{left}, n_{right}\} \rceil \quad (32)$$

### C. Selection of $r$

We see that for  $\{0, 1, e\}$  channel model, the value of  $r$  cannot be less than  $r_{min} = 1.26$  because of the singularity considerations.

Calculation of  $r_{max}$  follows from the fact that we need to ensure that the following holds,

$$f_{max} \geq f_{min} \quad (33)$$

Combining (28) and (33), we can calculate the biggest  $r$  for which (33) holds,

$$r_{max} = \sup_{r \geq r_{min}} \{ \epsilon_{max}^2 f_{max}(r) \geq k(r) \} \quad (34)$$

It may happen that for a given  $t_m$  the  $r_{max}$  calculated from (34) is smaller than  $r_{min} = 1.26$ . Which implies that the range  $[r_{min}, r_{max}]$  does not exist. That means the tag population size is not big enough to be estimated even at a value  $r = r_{min}$  for given  $\epsilon_{max}$ . Plugging in  $r = r_{min}$  in (27) and (28) then solving the equations under the constraint  $f_{max} \geq f_{min}$ , we have

$$t_m \geq \frac{k(r_{min})r_{min}}{\epsilon_{max}^2} = t_{ml} \quad (35)$$

It is important to note that the lower bound given by (35) is only for GERT under  $\{0, 1, e\}$  channel model. Under  $\{0, 1\}$  channel model we do not have any singularity issue to consider, hence GERT can estimate any arbitrary tag population size.

## V. PERFORMANCE EVALUATION

We see in Figures 2 and 3 that the actual reliability of GERT is much greater than the required reliability under both channel models. This can be attributed to the high quality we maintained in the Gaussian approximation of  $Z_f$ , and the fact that we took the approximation errors into account when we calculated the overall estimation error. This gives us the advantage of being able to target a lower reliability than the required reliability. Figure 4 and 5 present the corresponding

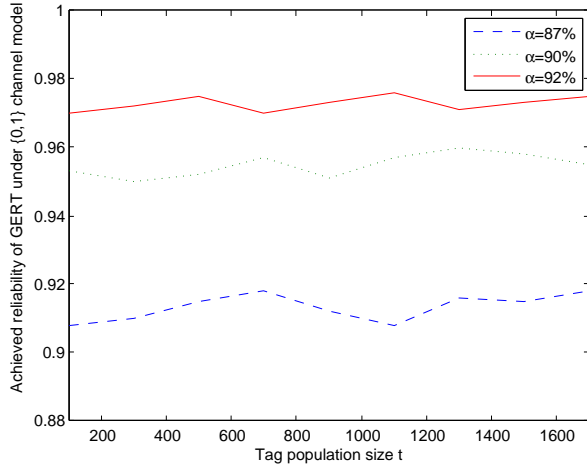


Fig. 2. Actual reliability achieved by GERT under  $\{0,1\}$  channel model for different tag population sizes for different accuracy requirements.  $\beta = 0.05$

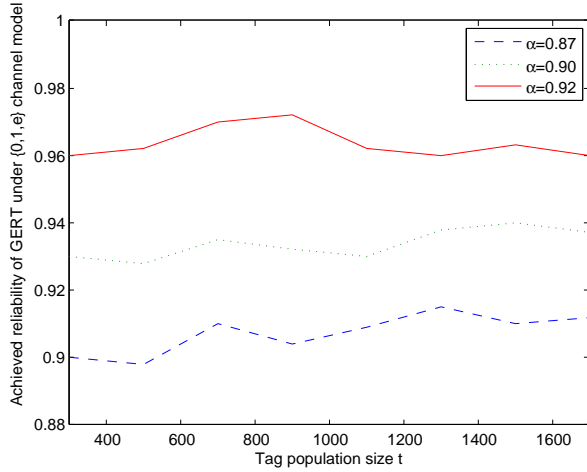


Fig. 3. Actual reliability achieved by GERT under  $\{0,1,e\}$  channel model for different tag population sizes for different accuracy requirements.  $\beta = 0.05$

number of slots required for the achieved reliability given in Figure 2 and 3 respectively. The required number of slots for ART for the reliability requirements 91%, 95% and 97% are 1760, 2340 and 2880 respectively. As we see in Figure 4, except for the very small tag population sizes GERT under  $\{0,1\}$  channel model takes 27%, 30% and 28% less number of slots than ART, to achieve 91%, 95% and 97% levels of reliability respectively.

## VI. CONCLUSION

The key contribution of this paper is that it proposes a completely new and more effective technique for the estimation of an RFID tag population. The most prominent feature of GERT is the quality of estimation coming off rigorous analysis. All our analytical findings have been well supported by the simulation results. Overall, GERT is much more cost effective than previously proposed algorithms under the same accuracy constraints.

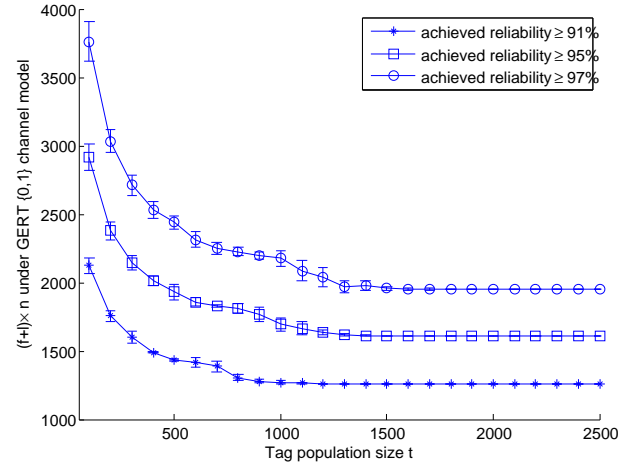


Fig. 4. Number of slots required for estimation by GERT under  $\{0,1\}$  channel model against the tag population size  $t$ , for different levels of achieved reliability. ( $\beta = 0.05$ )

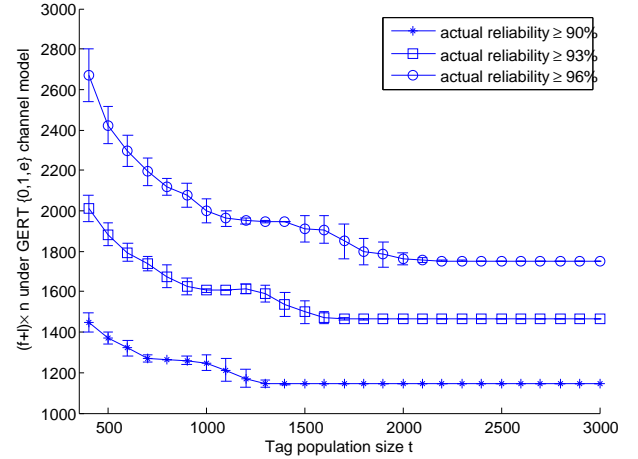


Fig. 5. Number of slots required for estimation by GERT under  $\{0,1,e\}$  channel model against the tag population size  $t$ , for different levels of achieved reliability. ( $\beta = 0.05$ )

## APPENDIX A

**Lemma 1.** The local minimum of  $g_f(t)$  curve occurs at a tag population size  $t_{LM} = \frac{f}{2p}$  or equivalently at  $r_{LM} = \frac{1}{2}$ , given frame size  $f$  and persistence probability  $p$ .

*Proof.* To find the local minimum we need to differentiate the expectation curve and set the derivative to 0. Solving that equation we will get the local minimum of the dip. Using (9),

$$\frac{d}{dt}g_f(t) = \frac{d}{dt} \left[ 1 - \left(1 - \frac{p}{f}\right)^t - 2t \left(\frac{p}{f}\right) \left(1 - \frac{p}{f}\right)^{t-1} \right] = 0 \quad (36)$$

Simple algebraic calculations give us,

$$t_{LM} = \frac{-2 \left(\frac{p}{f}\right) - \left(1 - \frac{p}{f}\right) \ln \left(1 - \frac{p}{f}\right)}{2 \left(\frac{p}{f}\right) \ln \left(1 - \frac{p}{f}\right)} \quad (37)$$

Here,  $t_{LM}$  stands for the  $t$  value where the local minimum of the dip occurs (i.e. at point  $D$  in Figure:1). Now, since the value of  $\frac{p}{f} < 1$  we can approximate  $\ln\left(1 - \frac{p}{f}\right)$  as  $-\frac{p}{f}$ . This will give us the following,  $t_{LM} \approx \frac{f}{2p}$ . Which means the local minimum for the dip occurs at a value of  $t = t_{LM}$  which is supported by our simulation results.

As we defined earlier,

$$r \triangleq \frac{tp}{f} \quad (38)$$

Substituting,  $t_{LM}$  in (38) gives us  $r_{LM} = \frac{1}{2}$ .  $\square$

## APPENDIX B

**Lemma 2.**  $g_f(t)$  is a convex function of  $t$  for  $t < \frac{3f}{2p}$  or equivalently  $r < \frac{3}{2}$  and concave for  $t \geq \frac{3f}{2p}$  or equivalently  $r \geq \frac{3}{2}$ , given frame size  $f$  and persistence probability  $p$ .

*Proof.* To find an inverse we need  $g_f(t)$  to be a monotonic function of  $t$ . To find which part of the  $g_f(t)$  demonstrates monotonic behavior we need the second derivative of  $g_f(t)$  and check for its convexity and concavity characteristics. Again using (9)

$$\begin{aligned} \frac{d^2}{dt^2} g_f(t) &= \left(1 - \frac{p}{f}\right)^{t-1} \ln\left(1 - \frac{p}{f}\right) \left[-2t \left(\frac{p}{f}\right) \ln\left(1 - \frac{p}{f}\right) \right. \\ &\quad \left. - 4 \left(\frac{p}{f}\right) - \left(1 - \frac{p}{f}\right) \ln\left(1 - \frac{p}{f}\right)\right] \end{aligned} \quad (39)$$

If we closely follow the equation we see that, the value of the common factor  $\left(1 - \frac{p}{f}\right)^{t-1} \ln\left(1 - \frac{p}{f}\right)$  is negative. So, for the total value to be positive the part of the equation inside the third bracket will have to be negative. After algebraic manipulations and approximating  $\ln\left(1 - \frac{p}{f}\right)$  as  $-\frac{p}{f}$  we get for  $t < \frac{3f+p}{2p}$ ,

$$\left[2t \left(\frac{p}{f}\right) \left(\frac{p}{f}\right) - 4 \left(\frac{p}{f}\right) + \left(1 - \frac{p}{f}\right) \left(\frac{p}{f}\right)\right] < 0$$

Or, equivalently, for  $t < \frac{3f+p}{2p} \approx \frac{3f}{2p}$ ,  $\frac{d^2}{dt^2} g_f(t)$  is positive, indicating  $g_f(t)$  is a convex function of  $t$  and for the rest of the  $t$  values the curve is concave. Substituting  $t = \frac{3f}{2p}$  in (38) gives us  $r = \frac{3}{2}$ . Our simulation results strongly support that claim.  $\square$

## APPENDIX C

### DERIVATION OF LINDBERG FELLER CONDITIONS FOR GERT UNDER $\{0, 1, e\}$ CHANNEL MODEL

1) *First condition:* From equation (18) we have the following,

$$\begin{aligned} &\Rightarrow 1 - \mu_f > \epsilon \sqrt{f} \sigma_{j,f} \\ &\Rightarrow 1 - (p_e - p_1) > \epsilon \sqrt{f} [p_e + p_1 - (p_e - p_1)^2] \\ &\Rightarrow 1 - 2(p_e - p_1) + (p_e - p_1)^2 > \epsilon^2 f [p_e + p_1 - (p_e - p_1)^2] \\ &\Rightarrow 1 - (2 + \epsilon^2 f) p_e + (2 - \epsilon^2 f) p_1 \\ &\quad + (1 + \epsilon^2 f) (p_e - p_1)^2 > 0 \end{aligned} \quad (40)$$

letting  $\epsilon^2 f$  be represented by  $k$ , and inserting the expression for  $p_0$ ,  $p_1$  and  $p_e$  we have,

$$\begin{aligned} &\Rightarrow 1 - (2 + k) \left[1 - \left(1 - \frac{p}{f}\right)^t - t \left(\frac{p}{f}\right) \left(1 - \frac{p}{f}\right)^{t-1}\right] + (2 \\ &\quad - k) \left[t \left(\frac{p}{f}\right) \left(1 - \frac{p}{f}\right)^{t-1}\right] + (1 + k) \left[1 + \left(1 - \frac{p}{f}\right)^{2t} \right. \\ &\quad \left. + 4t^2 \left(\frac{p}{f}\right)^2 \left(1 - \frac{p}{f}\right)^{2(t-1)} - 2 \left(1 - \frac{p}{f}\right)^t + 4t \left(\frac{p}{f}\right) \right. \\ &\quad \left. \left(1 - \frac{p}{f}\right)^{2t-1} - 4t \left(\frac{p}{f}\right) \left(1 - \frac{p}{f}\right)^{t-1}\right] > 0 \end{aligned} \quad (41)$$

We know, for  $x \ll 1$  and  $y \gg 1$ ,  $(1 - x)^y$  can be approximated as  $e^{y \ln[1-x]}$  and that in turn can be reduced to  $e^{y[-x - \frac{1}{2}x^2]}$  applying Taylor series. Applying this we get,

$$\begin{aligned} &\Rightarrow 1 - (2 + k) \left[1 - e^{-t\{\frac{p}{f} + \frac{1}{2}(\frac{p}{f})^2\}} - t \left(\frac{p}{f}\right) e^{-(t-1)\{\frac{p}{f} + \frac{1}{2}(\frac{p}{f})^2\}}\right] \\ &\quad + (2 - k) \left[t \left(\frac{p}{f}\right) e^{-(t-1)\{\frac{p}{f} + \frac{1}{2}(\frac{p}{f})^2\}}\right] + (1 + k) \\ &\quad \left[1 + e^{-2t\{\frac{p}{f} + \frac{1}{2}(\frac{p}{f})^2\}} + 4t^2 \left(\frac{p}{f}\right)^2 e^{-2(t-1)\{\frac{p}{f} + \frac{1}{2}(\frac{p}{f})^2\}} - \right. \\ &\quad \left. 2e^{-t\{\frac{p}{f} + \frac{1}{2}(\frac{p}{f})^2\}}\right] + (1 + k) \left[4t \left(\frac{p}{f}\right) e^{-(2t-1)\{\frac{p}{f} + \frac{1}{2}(\frac{p}{f})^2\}} \right. \\ &\quad \left. - 4t \left(\frac{p}{f}\right) e^{-(t-1)\{\frac{p}{f} + \frac{1}{2}(\frac{p}{f})^2\}}\right] > 0 \end{aligned} \quad (42)$$

Now we have a list of approximations to make. They are,

$$e^{-t\{\frac{p}{f} + \frac{1}{2}(\frac{p}{f})^2\}} \approx e^{-t\frac{p}{f}} \quad (43)$$

$$e^{-(2t-1)\{\frac{p}{f} + \frac{1}{2}(\frac{p}{f})^2\}} \approx e^{-2t\frac{p}{f}} \quad (44)$$

$$e^{-2(t-1)\{\frac{p}{f} + \frac{1}{2}(\frac{p}{f})^2\}} \approx e^{-2t\frac{p}{f}} l \quad (45)$$

$$e^{-(t-1)\{\frac{p}{f} + \frac{1}{2}(\frac{p}{f})^2\}} \approx e^{-t\frac{p}{f}} \quad (46)$$

After all these approximations and using (38) we have,

$$\begin{aligned} &\Rightarrow 1 - (2 + k) (1 - e^{-r} - r e^{-r}) + (2 - k) r e^{-r} \\ &\quad + (1 + k) (1 + e^{-2r} + 4r^2 e^{-2r} - 2e^{-r}) \\ &\quad + (1 + k) (4r e^{-2r} - 4r e^{-r}) > 0 \end{aligned} \quad (47)$$

For the equation (18) to not hold, (47) must not hold. Simple algebraic manipulations give us that for (47) to not hold the value of  $k$  must be,

$$k \geq \frac{1}{\left| \frac{-e^r(1+4r)}{(1+2r)^2} - 1 \right|} = k_1 = \frac{e^r}{e^r - 1}$$

So,  $k_1$  is the minimum value of  $k$  for which (18) does not hold.

2) *2nd condition:* From equation (19) we have the following,

$$\begin{aligned} \Rightarrow 1 + \mu_f &> \epsilon \sqrt{f} \sigma_{j,f} \\ \Rightarrow 1 + (p_e - p_1) &> \epsilon \sqrt{f [p_e + p_1 - (p_e - p_1)^2]} \\ \Rightarrow 1 + 2(p_e - p_1) + (p_e - p_1)^2 &> \epsilon^2 f [p_e + p_1 - (p_e - p_1)^2] \\ \Rightarrow 1 + (2 - \epsilon^2 f) p_e - (2 + \epsilon^2 f) p_1 + (1 + \epsilon^2 f) (p_e - p_1)^2 &> 0 \end{aligned} \quad (48)$$

letting  $\epsilon^2 f$  be represented by  $k$ , and inserting the expression for  $p_0$ ,  $p_1$  and  $p_e$  we have,

$$\begin{aligned} \Rightarrow 1 + (2 - k) &\left[ 1 - \left(1 - \frac{p}{f}\right)^t - t \left(\frac{p}{f}\right) \left(1 - \frac{p}{f}\right)^{t-1} \right] \\ &- (2 + k) \left[ t \left(\frac{p}{f}\right) \left(1 - \frac{p}{f}\right)^{t-1} \right] + (1 + k) \left[ 1 + \left(1 - \frac{p}{f}\right)^{2t} \right. \\ &+ 4t^2 \left(\frac{p}{f}\right)^2 \left(1 - \frac{p}{f}\right)^{2(t-1)} - 2 \left(1 - \frac{p}{f}\right)^t + 4t \left(\frac{p}{f}\right) \\ &\left. \left(1 - \frac{p}{f}\right)^{2t-1} - 4t \left(\frac{p}{f}\right) \left(1 - \frac{p}{f}\right)^{t-1} \right] > 0 \end{aligned} \quad (49)$$

Like the first condition  $(1 - x)^y$  can be approximated as  $e^{y \ln[1-x]}$  and that in turn can be reduced to  $e^{y[-x - \frac{1}{2}x^2]}$  applying Taylor series. Applying this along with approximations made in (43), (44), (45), (46) and using (38) we have,

$$\begin{aligned} \Rightarrow 1 + (2 - k) (1 - e^{-r} - r e^{-r}) - (2 + k) r e^{-r} \\ + (1 + k) (1 + e^{-2r} + 4r^2 e^{-2r} - 2e^{-r}) \\ + (1 + k) (4r e^{-2r} - 4r e^{-r}) > 0 \end{aligned} \quad (50)$$

For the equation (19) to not hold, (50) must not hold. Simple algebraic manipulations give us that for (50) to not hold the value of  $k$  must be,

$$k \geq \left| \frac{e^{2r} + (1 + 2r) \left(\frac{1}{4} - e^r\right)}{\frac{1}{4} (1 + 2r)^2 - r e^r} \right| = k_2$$

So,  $k_2$  is the minimum value of  $k$  for which (19) does not hold.

3) *3rd condition:* From equation (20) we have the following,

$$\begin{aligned} \Rightarrow \mu_f &> \epsilon \sqrt{f} \sigma_{j,f} \\ \Rightarrow (p_e - p_1) &> \epsilon \sqrt{f [p_e + p_1 - (p_e - p_1)^2]} \\ \Rightarrow (p_e - p_1)^2 &> \epsilon^2 f [p_e + p_1 - (p_e - p_1)^2] \\ \Rightarrow -\epsilon^2 f (p_e + p_1) + (1 + \epsilon^2 f) (p_e - p_1)^2 &> 0 \\ \Rightarrow -k &\left[ 1 - \left(1 - \frac{p}{f}\right)^t \right] + (1 + k) \left[ 1 + \left(1 - \frac{p}{f}\right)^{2t} + 4t^2 \right. \\ &\left. \left(\frac{p}{f}\right)^2 \left(1 - \frac{p}{f}\right)^{2(t-1)} - 2 \left(1 - \frac{p}{f}\right)^t + 4t \left(\frac{p}{f}\right) \right. \\ &\left. \left(1 - \frac{p}{f}\right)^{2t-1} - 4t \left(\frac{p}{f}\right) \left(1 - \frac{p}{f}\right)^{t-1} \right] > 0 \end{aligned} \quad (51)$$

Like we did in the previous two conditions,  $(1 - x)^y$  can be approximated as  $e^{y \ln[1-x]}$  and that in turn can be reduced to  $e^{y[-x - \frac{1}{2}x^2]}$  applying Taylor series. Applying this along with approximations made in (43), (44), (45), (46) and using (38) we have,

$$\begin{aligned} \Rightarrow -k (1 - e^{-r}) + (1 + k) (1 + e^{-2r} + 4r^2 e^{-2r} - 2e^{-r}) \\ + (1 + k) (4r e^{-2r} - 4r e^{-r}) > 0 \end{aligned} \quad (52)$$

For the equation (20) to not hold, (52) must not hold. Simple algebraic manipulations give us that for (52) to not hold the value of  $k$  must be,

$$k \geq \left| \frac{e^{2r} - 2e^r (1 + 2r) + (1 + 2r)^2}{(1 + 2r)^2 - e^r (1 + 4r)} \right| = k_3$$

So,  $k_3$  is the minimum value of  $k$  for which (20) does not hold.

From the above three conditions we see that if we select the value of  $k$  such that  $k = \max\{k_1, k_2, k_3\}$  all of (18), (19) and (20) will not hold or equivalently (17) will hold. That essentially means for  $k = \max\{k_1, k_2, k_3\}$  the GERT estimator  $Z_f$  under  $\{0, 1, e\}$  channel model is Gaussian distributed.

## REFERENCES

- [1] P. Flajolet and G. N. Martin, "Probabilistic counting algorithms for data base applications," *Journal of computer and system sciences*, vol. 31, no. 2, pp. 182–209, 1985.
- [2] A. Ephremides and B. Hajek, "Information theory and communication networks: An unconsummated union," *IEEE Transactions on Information Theory*, vol. 44, no. 6, pp. 2416–2434, 1998.
- [3] D. Bertsekas and R. Gallager, *Data Networks*, ser. Prentice-Hall international editions. Prentice Hall, 1992. [Online]. Available: <https://books.google.com/books?id=FfpSAAAAMAAJ>
- [4] M. Kodialam and T. Nandagopal, "Fast and reliable estimation schemes in RFID systems," in *Proceedings of the 12th annual international conference on Mobile computing and networking*. ACM, 2006, pp. 322–333.
- [5] M. Kodialam, T. Nandagopal, and W. C. Lau, "Anonymous tracking using RFID tags," in *IEEE INFOCOM 2007-26th IEEE International Conference on Computer Communications*. IEEE, 2007, pp. 1217–1225.
- [6] M. Shahzad and A. X. Liu, "Fast and accurate estimation of RFID tags," *IEEE/ACM Transactions on Networking*, vol. 23, no. 1, pp. 241–254, 2015.

- [7] X. Liu, K. Li, A. X. Liu, S. Guo, M. Shahzad, A. L. Wang, and J. Wu, "Multi-category RFID estimation," *IEEE/ACM Transactions on Networking*, vol. 25, no. 1, pp. 264–277, 2016.
- [8] W. Gong, H. Liu, L. Chen, K. Liu, and Y. Liu, "Fast composite counting in RFID systems," *IEEE/ACM Transactions on Networking*, vol. 24, no. 5, pp. 2756–2767, 2016.
- [9] A. Araujo and E. Giné, *The central limit theorem for real and Banach valued random variables*. Wiley New York, 1980, vol. 431.
- [10] B. M. Brown *et al.*, "Martingale central limit theorems," *The Annals of Mathematical Statistics*, vol. 42, no. 1, pp. 59–66, 1971.