

Yield Trajectory Tracking for Hyperbolic Age-Structured Population Systems[★]

Kevin Schmidt^{a,c} Iasson Karafyllis^b Miroslav Krstic^c

^a*Institute for System Dynamics, University of Stuttgart, Waldburgstr. 17/19, 70569 Stuttgart, Germany*

^b*Department of Mathematics, National Technical University of Athens, Zografou Campus, 15780, Athens, Greece*

^c*Department of Mechanical and Aerospace Engineering, University of California at San Diego, La Jolla, CA 92093-0411, USA*

Abstract

For population systems modeled by age-structured hyperbolic partial differential equations (PDEs) that are bilinear in the input and evolve with a positive-valued infinite-dimensional state, global stabilization of constant yield set points was achieved in prior work. Seasonal demands in biotechnological production processes give rise to time-varying yield references. For the proposed control objective aiming at a global attractivity of desired yield trajectories, multiple non-standard features have to be considered: a non-local boundary condition, a PDE state restricted to the positive orthant of the function space and arbitrary restrictive but physically meaningful input constraints. Moreover, we provide Control Lyapunov Functionals ensuring an exponentially fast attraction of adequate reference trajectories. To achieve this goal, we make use of the relation between first-order hyperbolic PDEs and integral delay equations leading to a decoupling of the input-dependent dynamics and the infinite-dimensional internal one. Furthermore, the dynamic control structure does not necessitate exact knowledge of the model parameters or online measurements of the age-profile. With a Galerkin-based numerical simulation scheme using the key ideas of the Karhunen-Loève-decomposition, we demonstrate the controller's performance.

Key words: first-order hyperbolic PDE, chemostat, tracking control, time-delay systems, input constraints, Galerkin methods.

1 Introduction

We design an asymptotically tracking control for age-structured chemostats modeled by hyperbolic partial differential equations (PDEs) with a bilinearly acting input. Based on our prior work on the stabilization of constant yield set points, we guarantee global attractivity of output trajectories with an exponential convergence rate. In addition, we developed an efficient numerical scheme based on Galerkin-methods, which ensures accurate asymptotic properties.

Motivation. In the context of mathematical biology and demography age-structured continuous-time models are a common way of describing the evolution of a certain population with respect to the independent variables of age and time [3,4]. Continuous bioreactors encountered in bioengineering and pharmaceutical research are usually modeled by ordinary differential equations (ODEs) [14,15]. Since multiple ecological concepts like resistance and resilience of ecosystems are closely related to the framework of ro-

bustness in system theory, these aspects have been studied rigorously [6,10]. An analysis of the ergodicity problem is given in [8,9]. Moreover, for age-structured models there is an extensive literature on optimal control problems [3,7] as well as on the stability of certain PDE models [14].

The model. Throughout this paper we focus on the McKendrick-vonFoerster PDE, which is introduced in Section 2. For this setting the dilution rate, which is the ratio of the volumetric flow to the constant volume in the growth chamber, is a natural control variable [15,16]. On the other hand, the output is chosen as a weighted integral of the population's age-distribution. As a result, it is possible to represent all products which are proportional to the overall population as well as possibly age-dependent synthesized products. Furthermore, the dependence of the microorganisms' growth rate on the nutrient concentration in the bioreactor is not captured in the model and we hence assume that the nutrient concentration is maintained constant.

Time-varying yields. Having a biomass in mind which is used for the production of antibiotics in pharmaceutical industry, the relevance of the trajectory tracking issue can be elucidated in a demonstrative way. Choosing the yield of an antibiotic as a valid output, its production rate is subjected to external influences like seasonal effects or the current

[★] This paper was not presented at any IFAC meeting. *Email addresses:* kevin.schmidt@isys.uni-stuttgart.de (Kevin Schmidt), iasonkar@central.ntua.gr (Iasson Karafyllis), krstic@ucsd.edu (Miroslav Krstic).

demand. With the prediction of these exogenous factors on an adequate time scale it is possible to determine an optimal production rate governing desired yield trajectories. Due to the fact that a periodic reactor operation may produce a higher yield than the yield achieved by an equilibrium point [2], a special focus is placed on periodical reference trajectories. Beyond this, if the considered bioreactor is a part of a cascaded process, the tracking of predefined trajectories makes it possible to accelerate starting processes and changes of operating points.

Results of the Paper. The present paper extends our prior work [12], which focused on the global stabilization of desired equilibrium points of the system class under consideration. We now aim at ensuring the global attractivity of desired yield trajectories and therefore generalize the already established concepts, such that constants set point are included as a special case. For this purpose, a definition of the control objective is given in Section 3. The suggested approach exploits the relation of first-order hyperbolic PDEs to delay models in the sense of integral delay equations (IDEs, see [11]). More specifically, we decompose the PDE problem to an input-dependent finite-dimensional subsystem and an autonomous delay subsystem which is correlated to the microorganisms' reproduction. For special cases of integral kernels we are in the position to construct Control Lyapunov Functionals (CLFs).

In contrast to the prior work, we use a two-degrees-of-freedom (DOF) control structure with a separate feedforward control part evoked by the reference trajectory [17], as introduced in Section 4. In this case the feedforward controller does not solely enhance the tracking behavior of the closed loop, but plays an essential role in the overall attractivity concept. The consideration of input constraints is a crucial issue of the present control design assuming a bounded interval for the accessible dilution rate. Moreover, our output-feedback controller does not demand online measurements of the population's entire age-distribution. Even the knowledge of exact system parameters is not necessary, since the controller handles uncertainties in a robust way. In addition, it is important to guarantee that the PDE state, which represents the population density, remains positive at all times and ages. This fact, in conjunction with a control input directly acting on the whole profile (not simply on the boundary), differentiates our work to other control problems of hyperbolic PDEs [1,5].

Lastly, we provide simulation results of the closed-loop system in Section 6 with a Galerkin-based simulation scheme, which conserves important system properties even at low orders and enables independent age and time discretizations.

Notation.

- The set \mathbb{R}^+ denotes all positive-valued real numbers, \mathbb{R}_0^+ all non-negative real numbers.
- The inner product of L^2 is denoted $\langle f, g \rangle := \int_0^A f(a)g(a)da$ where $f, g \in L^2([0, A])$.
- $\|f(a)\|_\infty = \max_{a \in [0, A]} |f(a)|$ is the maximum- resp. L^∞ -norm for $f \in \mathcal{C}^0([0, A])$.

- \mathcal{K}_∞ is the class of all strictly increasing, unbounded functions $\kappa \in \mathcal{C}^0(\mathbb{R}_0^+; \mathbb{R}_0^+)$ with $\kappa(0) = 0$.
- The saturation function with respect to $f \in [D_{\min}, D_{\max}]$ is defined $\text{sat}(f) = \min(D_{\max}, \max(D_{\min}, f))$; other intervals are explicitly denoted as an index.
- Given the functions $f: \mathbb{R}^+ \times X \rightarrow \mathbb{R}$, $z: \mathbb{R}^+ \rightarrow X$ with the metric space X , we define the right temporal Dini-derivative $\dot{f}^+(t, z(t)) := \lim_{h \rightarrow 0^+} \frac{f(t+h, z(t+h)) - f(t, z(t))}{h}$.
- For any $S \subseteq \mathbb{R}$ and $A > 0$, $P\mathcal{C}^1([0, A]; S)$ denotes the class of all functions $f(a) \in \mathcal{C}^0([0, A]; S)$ for which there exists a finite (or empty) set $B \subseteq (0, A)$ such that: (i) the derivative $f'(a)$ exists at every $a \in (0, A) \setminus B$ and is a continuous function on $(0, A) \setminus B$, (ii) all meaningful right and left limits of $f'(a)$ when a tends to a point in $B \cup \{0, A\}$ exist and are finite.

2 Age-Structured Population Models

Consider the McKendrick-vonFoester PDE (1) valid in the age-time domain $(a, t) \in (0, A) \times (0, \infty)$

$$\frac{\partial x(a, t)}{\partial t} + \frac{\partial x(a, t)}{\partial a} = -[\mu(a) + D(t)]x(a, t) \quad (1)$$

$$x(0, t) = \int_0^A k(a)x(a, t)da \quad (2)$$

$$x(a, 0) = x_0(a) \quad (3)$$

which describes the evolution of the population density $x: [0, A] \times [0, \infty) \rightarrow \mathbb{R}^+$ as a part of an initial-boundary value problem (IBVP) on the same domain with an arbitrary large but finite maximum reproductive age $A > 0$. Strictly speaking, the state $(x[t])(a) = x(a, t)$ describes the density of the overall population which has reached a specific age a at a certain time t . In addition, the function $\mu(a)$ denotes the age-dependent mortality rate and $D(t)$ the dilution rate which is the control input.

In particular, the non-local boundary condition (BC) (2) is valid for $t \geq 0$ and models the production of new-born individual $v(t) = x(0, t)$ determined by the birth modulus resp. the kernel $k(a)$. Furthermore, (3) is the initial condition, i.e. the initial distribution of the population density in the age-domain $[0, A]$ at $t = 0$. In addition, the output is defined by the equation

$$y(t) = \int_0^A p(a)x(a, t)da, \quad (4)$$

which takes the possibly age-dependent production rate $y(t)$ of a specific (bio)chemical species into account. For instance, the choice $p(a) = 1$ includes the overall population as a valid output.

The distributed parameter system Σ_x given by (1)–(4) with the input $D(t)$ and the output $y(t)$ is of bilinear single-input-single-output type. Subsequently, we introduce three assumptions in order to guarantee the existence of a meaningful unique solution of the IBVP (1)–(3)

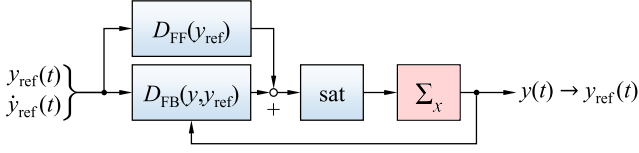


Fig. 1. 2-DOF control structure for the plant Σ_x (1)–(4) with a feedforward component $D_{FF}(y_{ref})$ and a feedback part $D_{FB}(y, y_{ref})$.

aware of the state and input constraints (see also [12]):

- (A₁) The parameter functions are restricted to $k, p \in \mathcal{P}$ and $\mu \in \mathcal{C}^0([0, A]; \mathbb{R}_0^+)$, where $\mathcal{P} := \{f \in \mathcal{C}^0([0, A]; \mathbb{R}_0^+) \mid \langle 1, f \rangle > 0\}$.
- (A₂) The control $D(t)$ takes values in the interval $[D_{min}, D_{max}] \subset \mathbb{R}_0^+$, where $D_{min} < D_{max}$.
- (A₃) The initial PDE state $x(a, 0) = x_0(a)$ is compatible with the BC (2), thus $x_0 \in \mathcal{X} := \{f \in P\mathcal{C}^1([0, A]; \mathbb{R}^+) \mid f(0) = \langle k, f \rangle > 0\}$.

3 Control Objective and Assumptions

The asymptotic tracking control objective of a reference trajectory $y_{ref}(t)$ with respect to the output $y(t)$ given by (4) defines the key objective of the contribution. For designing an asymptotic tracking control in the context of system Σ_x , consider the 2-DOF control structure satisfying assumption (A₂) a priori

$$D(y, y_{ref}) = \text{sat}\left(D_{FF}(y_{ref}) + D_{FB}(y, y_{ref})\right) \quad (5)$$

consisting of a feedforward $D_{FF}(y_{ref})$ and a feedback component $D_{FB}(y, y_{ref})$ as sketched in Figure 1. In more detail, the desired global asymptotic attractivity of a reference trajectory $y_{ref}(t)$ for all valid initial conditions is defined as follows

$$\lim_{t \rightarrow \infty} |y(t) - y_{ref}(t)| = 0 \quad \forall x_0 \in \mathcal{X}. \quad (6)$$

For the design of an appropriate controller, we state the following set of assumptions aiming at different objectives, such as the ability of Lyapunov functionals or the existence of equilibrium points.

- (B₁) There exists a unique value $D^* \in (D_{min}, D_{max})$ which satisfies the condition

$$1 = \int_0^A k(a) e^{-D^* a - \int_0^a \mu(\alpha) d\alpha} da, \quad (7)$$

which will be called the equilibrium dilution rate. On this basis define the kernel $\tilde{k}(a)$ with $\langle 1, \tilde{k} \rangle = 1$ as follows

$$\tilde{k}(a) := k(a) e^{-D^* a - \int_0^a \mu(\alpha) d\alpha}, \text{ for } a \in [0, A]. \quad (8)$$

- (B₂) We assume the existence of a constant $\lambda > 0$ which fulfills the inequality

$$\int_0^A \left| \tilde{k}(a) - \lambda \frac{\int_a^A \tilde{k}(s) ds}{\int_0^A s \tilde{k}(s) ds} \right| da < 1. \quad (9)$$

- (B₃) Define the class $\mathcal{Y} \subset \mathcal{C}^1$ of positive-valued and continuously differentiable reference trajectories $y_{ref} \in \mathcal{C}^1(\mathbb{R}_0^+; \mathbb{R}^+)$ which satisfy the additional property

$$D^* - D_{max} < \inf_{t \geq 0} \frac{\dot{y}_{ref}(t)}{y_{ref}(t)} \leq \sup_{t \geq 0} \frac{\dot{y}_{ref}(t)}{y_{ref}(t)} < D^* - D_{min}. \quad (10)$$

- (B₄) The system parameters $\mu(a), k(a), p(a)$ as well as the initial profile $x_0(a)$ are assumed to be unknown. This circumstance implies the equilibrium dilution rate D^* to be inaccessible by means of (7).

It is straightforward to show that (7) involved in assumption (B₁) has always a unique solution for $D^* \in \mathbb{R}$ [12]. A negative equilibrium dilution rate implies that the considered population would not be capable of surviving autonomously. This circumstance results from a too high mortality rate or from an insufficient fertility resp. a pathological combination of both parameters $\mu(a), k(a)$. If the birth modulus $k \in \mathcal{P}$ has a finite number of zeros in the age-domain $a \in [0, A]$, assumption (B₂) holds true by virtue of Proposition 2.3 in [12], no matter what $\mu(a)$ and D^* are. Moreover, this assumption is not necessary to prove stability but to explicitly construct CLFs for the closed-loop system.

Beyond that, there are basically two different types of relevant reference trajectories in the context of chemostats. The first type focuses on the planning of a trajectory which reaches a set point y_Δ in a desired transition time t_Δ starting from an arbitrary initial profile and is motivated by starting processes or set point changes during an operating chemostat. In addition the stabilization of periodical trajectories is relevant due to an efficient harvesting of synthesized products [13] and is considered as a second case.

4 Nonlinear Controller Design

Consider the nonlinear dynamic output controller specifying the 2-DOF structure in (5) valid for $t > 0$ and given by

$$D_{FF}(t) = -\frac{\dot{y}_{ref}(t)}{y_{ref}(t)} \quad (11)$$

$$D_{FB}(t) = z_2(t) + \gamma \ln \frac{y(t)}{y_{ref}(t)} \quad (12)$$

$$\underbrace{\dot{z}(t)}_L = \begin{bmatrix} -l_1 & 1 \\ -l_2 & 0 \end{bmatrix} z(t) + \begin{bmatrix} l_1 \ln \frac{y(t)}{y_{ref}(t)} + D_{FF}(t) - D(t) \\ l_2 \ln \frac{y(t)}{y_{ref}(t)} \end{bmatrix} \quad (13)$$

and

$$D(t) := \text{sat} \left(z_2(t) - \frac{\dot{y}_{\text{ref}}(t)}{y_{\text{ref}}(t)} + \gamma \ln \frac{y(t)}{y_{\text{ref}}(t)} \right). \quad (14)$$

Hereby, the state $z(t) \in \mathbb{R}^2$ has the IC $z_0 \in \mathbb{R}^2$ and adapts the controller to the unknown equilibrium dilution rate D^* according to assumption (B₁). The first component of the IC $z_{01} \in \mathbb{R}$ is the initial guess for the equilibrium dilution rate D^* . For $y(t) = y_{\text{ref}}(t)$ and $D(t) = D^* + D_{\text{FF}}(t)$, $z(t)$ has a steady state $z^* := [D^*, 0]^\top$. To this end, for an arbitrary choice of the constants $l_1, l_2 \geq 0$ the matrix L in (13) is Hurwitz.

The control law (11)–(14) guarantees an attractivity with exponential convergence of an appropriate reference trajectory $y_{\text{ref}} \in \mathcal{Y}$ characterized by Theorem 2. Beforehand, a decoupling transformation is introduced as a crucial prerequisite. Therefore, we exploit the fact that the control system Σ_x has a continuum of non-trivial equilibria with a single DOF, such that a desired output value parameterizes all physically meaningful asymptotic profiles which are proportional to

$$x^*(a) = \frac{\exp(-\int_0^a [\mu(\alpha) + D^*] d\alpha)}{\int_0^A p(s) \exp(-\int_0^s [\mu(\alpha) + D^*] d\alpha) ds}. \quad (15)$$

Consequently, we are in the position to define a reference profile of the PDE state with the property $y_{\text{ref}}(t) = \langle p, x_{\text{ref}}[t] \rangle$

$$x_{\text{ref}}(a, t) = x^*(a) \cdot y_{\text{ref}}(t). \quad (16)$$

As a prerequisite for the following theorem, define the kernel

$$g(a) = x^*(a)p(a) \quad \text{for all } a \in [0, A]. \quad (17)$$

Theorem 1 (delay model) Define the functional

$$\Pi(f) := \frac{\langle \pi, f \rangle}{\langle \pi, x^* \rangle} = \frac{\int_0^A \pi(a)f(a)da}{\int_0^A \pi(a)x^*(a)da} \quad (18)$$

with the property $\Pi(x_{\text{ref}}[t]) = y_{\text{ref}}(t)$, where $\pi : [0, A] \rightarrow \mathbb{R}^+$ is the continuous function defined by

$$\pi(a) := \int_a^A k(s) \exp \left(\int_a^s [\mu(\alpha) + D^*] d\alpha \right) ds. \quad (19)$$

Given an IC $x_0 \in \mathcal{X}$ for the PDE system (1)–(4), we define

$$\eta_0 = \ln \frac{\Pi(x_0)}{y_{\text{ref}}(0)} \quad (20)$$

$$\psi_0(a) = \frac{x_0(a)}{x^*(a)\Pi(x_0)} - 1, \quad \text{for } a \in [0, A]. \quad (21)$$

For every piecewise continuous input $D : \mathbb{R}_0^+ \rightarrow [D_{\min}, D_{\max}]$,

consider the solution of the delay model

$$\dot{\eta}(t) = D^* - \frac{\dot{y}_{\text{ref}}(t)}{y_{\text{ref}}(t)} - D(t) \quad (22)$$

$$\psi(t) = \int_0^A \tilde{k}(a) \psi(t-a) da. \quad (23)$$

with the ICs $\eta(0) = \eta_0$ and $\psi(-a) = \psi_0(a)$ for $a \in [0, A]$. Define the functions for $(a, t) \in [0, A] \times \mathbb{R}_0^+$,

$$\Phi_x(a, t) = x_{\text{ref}}(a, t) e^{\eta(t)} [1 + \psi(t-a)] \quad (24)$$

$$\Phi_y(t) = y_{\text{ref}}(t) e^{\eta(t)} \left[1 + \int_0^A g(a) \psi(t-a) da \right]. \quad (25)$$

Then, the unique solution of the PDE problem (1)–(4) with the output $y(t) = \Phi_y(t)$ for $t \geq 0$ is given by $x(a, t) = \Phi_x(a, t)$ for $(a, t) \in [0, A] \times [0, \infty)$.

Now we are in a position to state the main theorem, which does not only guarantee the global asymptotic attractivity of the output $y(t) \rightarrow y_{\text{ref}}(t)$, but determines the whole state $x(a, t)$ of the closed-loop system to follow a corresponding profile $x_{\text{ref}}(a, t)$ by providing a Control Lyapunov Functional.

Theorem 2 (robust global attractivity) Consider the system $\Sigma_x : (1)–(4)$ under assumptions (A₁)–(H₃) and (B₁)–(B₄). For every $y_{\text{ref}} \in \mathcal{Y}$, there exists a constant $L(y_{\text{ref}}) > 0$ and a function $\kappa \in \mathcal{K}_\infty$ (also depending on y_{ref}), such that the unique solution of the closed loop (1)–(4) with the controller (11)–(14) satisfies the following estimate for any $x_0 \in \mathcal{X}$ and $z_0 \in \mathbb{R}^2$ and all $t \geq 0$:

$$\left\| \ln \frac{x(a, t)}{x_{\text{ref}}(a, t)} \right\|_\infty + |z(t) - z^*| \leq \exp \left(-\frac{L(y_{\text{ref}})}{4} t \right) \times \kappa \left(\left\| \ln \frac{x_0(a)}{x_{\text{ref}}(a, 0)} \right\|_\infty + |z_0 - z^*| \right). \quad (26)$$

Moreover, for any pair of constants $p_1, p_2 > 0$ satisfying

$$(2 + l_1 p_1 - 2l_2 p_2)^2 < 8l_1 p_1 - 4l_2 p_1^2 \quad (27)$$

$$p_1^2 < 4p_2, \quad (28)$$

there exists a sufficiently small constant $\sigma > 0$, sufficiently large constants $\alpha_1, M > 0$, such that for every $\alpha_2 > 0$ the functional $V : \mathbb{R}^2 \times \mathcal{X} \times \mathbb{R}_0^+ \rightarrow \mathbb{R}_0^+$ defined by

$$V(z, x, t) = \left(\ln \frac{\Pi(x)}{y_{\text{ref}}(t)} \right)^2 + \alpha_1 \sqrt{Q(z, x, t)} + \alpha_2 Q(z, x, t) \quad (29)$$

with

$$\begin{aligned} Q(z, x, t) = & \begin{bmatrix} z_1 - \ln \frac{\Pi(x)}{y_{\text{ref}}(t)} \\ z_2 - D^* \end{bmatrix}^\top \begin{bmatrix} 1 & -\frac{p_1}{2} \\ -\frac{p_1}{2} & p_2 \end{bmatrix} \begin{bmatrix} z_1 - \ln \frac{\Pi(x)}{y_{\text{ref}}(t)} \\ z_2 - D^* \end{bmatrix} \\ & + \frac{M}{2} \left(\frac{\left\| e^{-\sigma a} \left(\frac{x(a)}{x_{\text{ref}}(a, t)} - \frac{\Pi(x)}{y_{\text{ref}}(t)} \right) \right\|_\infty}{\min \left\{ \frac{\Pi(x)}{y_{\text{ref}}(t)}, \min_{a \in [0, A]} \frac{x(a)}{x_{\text{ref}}(a, t)} \right\}} \right)^2 \end{aligned} \quad (30)$$

is a Lyapunov functional for the closed loop system (1)–(4), (11)–(14). More specifically, the following differential inequality holds for all $t \geq 0$

$$\dot{V}^+(z(t), x[t], t) \leq -L(y_{\text{ref}}) \cdot \frac{V(z(t), x[t], t)}{1 + \sqrt{V(z(t), x[t], t)}} \quad (31)$$

for every solution $(x[t], z(t)) \in \mathcal{X} \times \mathbb{R}^2$ of the closed loop (1)–(4) with the controller (11)–(14).

5 Proof of the Main Results

Before starting with the proof of the main theorem, which exploits the dynamics of the delay model (20)–(23), its relation to the PDE problem (1)–(4) is explained firstly.

Proof of Theorem 1. First of all, assumptions (A₁)–(A₂) ensure the existence of a unique solution of (1)–(4) as elucidated in Lemma 3.2 of [12]. The solution of (23) belongs to $\psi \in \mathcal{C}^1(\mathbb{R}^+; \mathbb{R})$, since it coincides with the solution of the delay differential equation

$$\dot{\psi}(t) = \tilde{k}(0)\psi(t) - \tilde{k}(A)\psi(t-A) + \int_0^A \tilde{k}'(a)\psi(t-a)da. \quad (32)$$

with the same IC (21). On this basis, the function defined by (24) is of class \mathcal{X} for any $x_0 \in \mathcal{X}$, $y_{\text{ref}} \in \mathcal{Y}$ and any piecewise continuous input $D: \mathbb{R}_0^+ \rightarrow [D_{\min}, D_{\max}]$. Next, define the set

$$\Omega = \{(a, t) \in (0, A) \times \mathbb{R}^+ : (a-t) \notin B \cup \{0, A\}\}, \quad (33)$$

where $B \subseteq (0, A)$ is the finite (possibly empty) set where the derivative of $x_0 \in \mathcal{X}$ is not defined or is not continuous. Furthermore, we conclude that

$$\eta(t) = \ln \frac{\Pi(\Phi_x[t])}{y_{\text{ref}}(t)} \quad \text{for all } t \geq 0 \quad (34)$$

holds true from (20)–(24). In addition, it is straightforward to show the following identify on $(a, t) \in \Omega$ using (22)–(24)

$$\frac{\partial \Phi_x(a, t)}{\partial t} + \frac{\partial \Phi_x(a, t)}{\partial a} = -[\mu(a) + D(t)]\Phi_x(a, t). \quad (35)$$

The facts

$$\Phi_x(0, t) = \langle k, \Phi_x[t] \rangle \quad \text{for all } t \geq 0, \quad (36)$$

$$\Phi_x(a, 0) = x_0(a) \quad \text{for all } a \in [0, A] \quad (37)$$

according to (2), (3) in conjunction with (34), (35) imply that (24) is the solution of the PDE problem (1)–(3), viz $x(a, t) = \Phi_x(a, t)$. At last, we evaluate the expression $\langle p, \Phi_x[t] \rangle$ with (15) and (17) in order to prove (25), which completes the proof. \square

For proving Theorem 2, we need some further Lemmas which are proven in Appendix A. Therefore, define

$$\delta(t) := \ln \left(1 + \int_0^A g(a)\psi(t-a)da \right). \quad (38)$$

Then, by virtue (25) we get the following result

$$\ln \left(\frac{y(t)}{y_{\text{ref}}(t)} \right) = \eta(t) + \delta(t). \quad (39)$$

At this point we identify an exact tracking of the reference trajectory $y(t) = y_{\text{ref}}(t)$ if $\eta(t) = -\delta(t)$. As a result the steady state condition $\eta(t) = \delta(t) = 0$ is a sufficient condition for the desired case $y(t) = y_{\text{ref}}(t)$.

Lemma 3 (stability of observer dynamics) Define

$$e(t) = z(t) - [\eta(t), D^*]^\top \in \mathbb{R}^2 \quad (40)$$

being the observer error in the context of the closed loop system (20)–(23), (25) with (11)–(14) under the assumptions of Theorem 2. Define the positive quadratic form

$$J(e) = e_1^2 - p_1 e_1 e_2 + p_2 e_2^2 =: e^\top P e > 0 \quad (41)$$

Then, there exist positive constants $K_1, K_2, \beta_1, \beta_2 > 0$ such that the following inequalities holds for all $t \geq 0$

$$K_1 |e(t)|^2 \leq J(e(t)) \leq K_2 |e(t)|^2, \quad (42)$$

$$\frac{dJ(e(t))}{dt} \leq -2\beta_1 J(e(t)) + \beta_2 |\delta(t)|^2. \quad (43)$$

Lemma 4 (stability of scalar dynamics) Consider the closed-loop dynamics of the state $\eta(t)$ governed by (20), (22) and (11)–(14) under the assumptions of Theorem 2. Define the positive constant $\mu_2 = 8\gamma^{-1}(D_{\max} - D_{\min})$ and the functional

$$\begin{aligned} \mu_1(y_{\text{ref}}) = & \min(2, \gamma) \cdot \min \left\{ 1, D^* - D_{\min} - \sup_{\tau \geq 0} \frac{\dot{y}_{\text{ref}}(\tau)}{y_{\text{ref}}(\tau)}, \right. \\ & \left. D_{\max} - D^* + \inf_{\tau \geq 0} \frac{\dot{y}_{\text{ref}}(\tau)}{y_{\text{ref}}(\tau)} \right\} \end{aligned} \quad (44)$$

depending on the reference trajectory. Then, for every $y_{\text{ref}} \in \mathcal{Y}$ the following estimate holds with $\mu_1(y_{\text{ref}}) > 0$ for all $t \geq 0$

$$\frac{d\eta^2(t)}{dt} \leq -\mu_1(y_{\text{ref}}) \frac{\eta^2(t)}{1 + \sqrt{\eta^2(t)}} + \mu_2 \left| e_2(t) + \gamma \delta(t) \right|. \quad (45)$$

At last, define the functional

$$\tilde{V}(e, \eta, \psi) = \eta^2 + \alpha_1 \sqrt{\tilde{Q}(e, \psi)} + \alpha_2 \tilde{Q}(e, \psi) \quad (46)$$

$$\begin{aligned} \tilde{Q}(e, \psi) = & \frac{M}{2} \left(\frac{\|e^{-\sigma a} \psi(-a)\|_\infty}{1 + \min\{0, \min_{a \in [0, A]} \psi(-a)\}} \right)^2 \\ & + e_1^2 - p_1 e_1 e_2 + p_2 e_2^2. \end{aligned} \quad (47)$$

and we are now ready to proof Theorem 2.

Proof of Theorem 2. At first we analyze the dynamics of the function $\delta(t)$, see (38), governed by the IDE (23). To this end, we make use of results on the stability of IDEs in [11, 12]. More specifically, we use Corollary 4.6 in [12] as a main tool and preliminarily discuss necessary assumptions in order to apply it properly to the IDE subsystem governed by (23) with IC (21). The existence of a constant $\sigma > 0$, satisfying

$$\int_0^A e^{\sigma a} \left| \tilde{k}(a) - \lambda \frac{\int_a^A \tilde{k}(s) ds}{\int_0^A s \tilde{k}(s) ds} \right| da < 1 \quad (48)$$

is a direct consequence of assumption (A₂) with a constant $\lambda > 0$. Next, consider the continuous functional defined by

$$P(\psi_t) = \frac{1}{\int_0^A s \tilde{k}(s) ds} \int_0^A \int_a^A \psi_t(-a) \tilde{k}(s) ds da \quad (49)$$

using the notation $\psi_t(-a) = \psi(t-a)$ and notice the fact $P(\psi_0) = 0$ by virtue of the IC (21). Therefore, it follows from Corollary 4.6 in [12] that

$$W(\psi_t) = \|e^{-\sigma a} \psi_t(-a)\|_\infty \quad (50)$$

is a Lyapunov functional of the delay subsystem (21), (23) by means of the differential inequality $\dot{W}^+(\psi_t) \leq -\sigma W(\psi_t)$ for all $t \geq 0$ with $\sigma > 0$. In addition, Remark 4.7 [12] implies that the functional defined by

$$C(\psi_t) = 1 + \min \left(0, \min_{a \in [0, A]} \psi_t(-a) \right) \quad (51)$$

is non-increasing. Consequently, with definition (38), (50) and the fact $|\ln(1+f)| \leq |f|/(1+\min(f, 0))$ for all $f > -1$, we conclude from Corollary 4.6 in [12] that the following inequality holds for all $t \geq 0$

$$|\delta(t)| \leq \frac{e^{\sigma A} \|\exp(-a\sigma) \psi_t(-a)\|_\infty}{1 + \min\{0, \min_{a \in [0, A]} \psi_t(-a)\}}. \quad (52)$$

The second part of the current proof aims at deriving bounds for the analysis parameters α_1 and α_2 independent of a reference trajectory, such that $V(z, x, t)$ is a CLF of the closed loop (1)–(4), (11)–(14). For this purpose, the following relations between the delay model (20)–(25) and the PDE problem (1)–(4) are a direct consequence of definition (46), (47), viz.

$$\tilde{V}(e(t), \eta(t), \psi_t) = V(e(t) + z^*, \Phi_x(a, t), t) \quad (53)$$

$$\tilde{Q}(e(t), \psi_t) = Q(e(t) + z^*, \Phi_x(a, t), t) \quad (54)$$

Subsequently, we obtain the following inequality for the Dini-derivative of (47) for any $M > 0$

$$\begin{aligned} \dot{\tilde{Q}}^+(e(t), \psi_t) \leq & -2\beta_1 J(e(t)) - (\sigma M - \beta_2 e^{2\sigma A}) \\ & \times \left(\frac{\|e^{-\sigma a} \psi_t(a)\|_\infty}{1 + \min\{0, \min_{a \in [0, A]} \psi_t(a)\}} \right)^2. \end{aligned} \quad (55)$$

by identifying the non-increasing functional (51) in the denominator of (47). Choose M such that $M\sigma > \beta_2 e^{2\sigma A}$ holds. To this end, we conclude that the estimate

$$\dot{\tilde{Q}}^+(e(t), \psi_t) \leq -2\beta \tilde{Q}(e(t), \psi_t), \quad (56)$$

holds with the positive constant

$$\beta = \frac{1}{2M} \min(2\beta_1 M, M\sigma - \beta_2 e^{2\sigma A}). \quad (57)$$

By applying the mean value theorem for sufficiently small $h \geq 0$ and assuming $\tilde{Q}(e(t), \psi_t) > 0$ we get

$$\frac{\tilde{Q}^{1/2}(e, \psi)|_{t+h} - \tilde{Q}^{1/2}(e, \psi)|_t}{h} \leq \frac{\tilde{Q}(e, \psi)|_{t+h} - \tilde{Q}(e, \psi)|_t}{2h \cdot \tilde{Q}^{1/2}(e, \psi)|_t}. \quad (58)$$

Next, when letting $h \rightarrow 0^+$ one identifies the Dini-derivate on the left-hand side of the previous equation. Together with (56) we conclude to the differential inequality

$$\sqrt{\dot{\tilde{Q}}(e(t), \psi_t)}^+ \leq -\beta \tilde{Q}(e(t), \psi_t). \quad (59)$$

for all $t \geq 0$ with $\tilde{Q}(e(t), \psi_t) > 0$. On the other hand, (59) also holds for $\tilde{Q}(e(t), \psi_t) = 0$ as the following argument reveals: Taking (42) and (47) into account, we conclude that $\tilde{Q}(e(t), \psi_t) = 0$ implies $e(t) = \mathbf{0}$ and $\psi_t = 0$. In this case also ψ_{t+h} vanishes for all $h \geq 0$, since it is the unique solution of (23). Hence, it follows that $\delta(t+h) = 0$ for all $h \geq 0$ by virtue of (38). Moreover, the error state $e(t)$ resides in an equilibrium due to (13), (22), (40) and we obtain $e(t+h) = e(t) = \mathbf{0}$ for all $h \geq 0$ when $\tilde{Q}(e(t), \psi_t) = 0$. Finally, definition (47) now allows the conclusion $\tilde{Q}(e(t+h), \psi_{t+h}) = 0$, such that (59) holds true when $\tilde{Q}(e(t), \psi_t) = 0$.

Therefore, the differential inequality (59) is valid for all $t \geq 0$.

With the results up to this point, we are in the position to establish the following inequality for the Dini-derivative of (46) for all $t \geq 0$ basing on (43), (45), (56), (59), viz.

$$\begin{aligned} \dot{\tilde{V}}^+(e(t), \eta(t), \psi_t) &\leq -\mu_1(y_{\text{ref}}) \frac{\eta^2(t)}{1 + \sqrt{\eta^2(t)}} + \mu_2 |e_2(t)| \\ &\quad + \mu_2 \gamma |\delta(t)| + \alpha_1 \beta \sqrt{\tilde{Q}(e(t), \psi_t)} \\ &\quad - 2\alpha_2 \beta \tilde{Q}(e(t), \psi_t). \end{aligned} \quad (60)$$

Next, we make use of the inequalities

$$\sqrt{K_1} |e_2(t)| \leq \sqrt{\tilde{Q}(e(t), \psi_t)} \quad (61)$$

$$\frac{\sqrt{M}}{\sqrt{2}e^{\sigma A}} |\delta(t)| \leq \sqrt{\tilde{Q}(e(t), \psi_t)}, \quad (62)$$

which are a consequence of (42), (52) and definition (47), in conjunction with inequality (56) ending up with

$$\begin{aligned} \dot{\tilde{V}}^+(e(t), \eta(t), \psi_t) &\leq -\frac{\mu_1(y_{\text{ref}})\eta^2(t)}{1 + \sqrt{\eta^2(t)}} - 2\alpha_2 \beta \tilde{Q}(e(t), \psi_t) \\ &\quad - \left(\alpha_1 \beta - \frac{\sqrt{2}(D_{\max} - D_{\min})e^{\sigma A}}{8\sqrt{M}} \right. \\ &\quad \left. - \frac{D_{\max} - D_{\min}}{8\gamma\sqrt{K_1}} \right) \sqrt{\tilde{Q}(e(t), \psi_t)}. \end{aligned} \quad (63)$$

When selecting the analysis parameters α_1 and α_2 independent of the reference trajectory $y_{\text{ref}} \in \mathcal{Y}$ as

$$\alpha_2 > 0, \quad \alpha_1 > \frac{D_{\max} - D_{\min}}{8\beta\gamma\sqrt{K_1}} + \frac{\sqrt{2}(D_{\max} - D_{\min})e^{\sigma A}}{8\beta\sqrt{M}} \quad (64)$$

we conclude that the differential inequality

$$\dot{\tilde{V}}^+(e(t), \eta(t), \psi_t) \leq -L(y_{\text{ref}}) \frac{\tilde{V}(e(t), \eta(t), \psi_t)}{1 + \sqrt{\tilde{V}(e(t), \eta(t), \psi_t)}} \quad (65)$$

holds for all $t \geq 0$ and $(e(t), \eta(t), \psi_t(-a)) \in \mathbb{R}^4 \setminus \{\mathbf{0}\}$ with the positive functional

$$\begin{aligned} L(y_{\text{ref}}) &= \min \left(\beta - 8(D_{\max} - D_{\min}) \left[\frac{1}{\gamma\alpha_1\sqrt{K_1}} + \frac{\sqrt{2}e^{\sigma A}}{\sqrt{M}} \right], \right. \\ &\quad \min(2, \gamma) \cdot \min \left\{ 1, D^* - D_{\min} - \inf_{\tau \geq 0} \frac{\dot{y}_{\text{ref}}(\tau)}{y_{\text{ref}}(\tau)}, D_{\max} \right. \\ &\quad \left. \left. - D^* + \sup_{\tau \geq 0} \frac{\dot{y}_{\text{ref}}(\tau)}{y_{\text{ref}}(\tau)} \right\} \right). \end{aligned} \quad (66)$$

We obtain the previous definition when combining (44), (63) to (65). Finally, (31) is a consequence of (53) and (65) if taking the original PDE problem (1)–(4) into account. According to Lemma 5.2 in [12] the following estimate bounds the solution of the differential inequalities (31) and (65)

$$\tilde{V}(e(t), \eta(t), \psi_t) \leq e^{-\frac{L}{2}t} \cdot \tilde{V}_0 e^{\max(0, \tilde{V}_0 - 1)} \quad (67)$$

with the abbreviations $\tilde{V}_0 = \tilde{V}(e_0, \eta_0, \psi_0)$ and $L = L(y_{\text{ref}})$. The previous inequality is an essential result for proving the main statement of Theorem 2, strictly speaking (26). In order to verify the existence of a function $\kappa \in \mathcal{K}_\infty$ take the following estimate as a basis which again uses the inequality $|\ln(1+f)| \leq |f|/(1+\min(0, f))$ for all $f > -1$ and recall the relation $x(a, t) = \Phi_x(a, t)$ by virtue of (24).

$$\left| \ln \frac{x(a, t)}{x_{\text{ref}}(a, t)} \right| \leq |\eta(t)| + \frac{e^{\sigma A} \|\exp(-a\sigma)\psi_t(a)\|_\infty}{1 + \min\{0, \min_{a \in [0, A]} \psi_t(a)\}} \quad (68)$$

Since the statement holds for all $a \in [0, A]$ it is also fulfilled for the L^∞ -norm of the left-hand side. With this fact we obtain the set inequalities for all $t \geq 0$

$$\eta^2(t) \leq \tilde{V}(e(t), \eta(t), \psi_t) \quad (69)$$

$$\alpha_1 \sqrt{\tilde{Q}(e(t), \psi_t)} \leq \tilde{V}(e(t), \eta(t), \psi_t) \quad (70)$$

resulting from Lemma 3 and (46). To this end, one obtains the following estimate by means of (67)–(69)

$$\begin{aligned} \left\| \ln \frac{x(a, t)}{x_{\text{ref}}(a, t)} \right\|_\infty + |z(t) - z^*| &\leq \exp\left(-\frac{L}{4}t\right) \\ &\times \underbrace{\left(\frac{\sqrt{2}e^{\sigma A}}{\sqrt{M}} \tilde{V}_0 + \sqrt{\tilde{V}_0} \right) \exp\left(\max(0, \tilde{V}_0 - 1)\right)}_{=: \kappa_V(\tilde{V}_0)} \end{aligned} \quad (71)$$

Since $\kappa_V \in \mathcal{K}_\infty$ is a strictly increasing function, the remaining objective is to prove the existence of a function

$$\tilde{V}_0 \leq \kappa \left(\left\| \ln \frac{x_0(a)}{x_{\text{ref}}(a, 0)} \right\|_\infty + |z_0 - z^*| \right) =: \kappa(\zeta + |z_0 - z^*|) \quad (72)$$

with $\kappa \in \mathcal{K}_\infty$. By taking the already established results on the Lyapunov functional (46) as a basis, we can approve (72) and (26) if there exist two functions $\kappa_\eta, \kappa_\psi \in \mathcal{K}_\infty$, solely of the argument ζ bounding the ICs of the decoupled dynamics

$$|\eta_0| \leq \kappa_\eta(\zeta) \quad (73)$$

$$\frac{\|\exp(-a\sigma)\psi_0(a)\|_\infty}{1 + \min\{0, \min_{a \in [0, A]} \psi_0(a)\}} \leq \kappa_\psi(\zeta). \quad (74)$$

The first inequality directly results from the definition of the coordinate $\eta(t)$ and the functional $\Pi(x_0)$, recall (18), for all

$x_0 \in \mathcal{X}$, since

$$e^{-\varsigma} \leq \min_{a \in [0, A]} \frac{x_0(a)}{x_{\text{ref}}(a, 0)} \leq \frac{\Pi(x_0)}{y_{\text{ref}}(0)} \leq \max_{a \in [0, A]} \frac{x_0(a)}{x_{\text{ref}}(a, 0)} \leq e^{\varsigma} \quad (75)$$

together with $x_{\text{ref}}(a, 0) = x^*(a)y_{\text{ref}}(0)$ by means of (15) we identify $|\eta_0| \leq \kappa_\eta(\varsigma) = \varsigma$. Furthermore, the following inequalities for the IC $\psi_0(a)$, see (21), hold in same manner

$$e^{-2\varsigma} \leq \psi_0(a) + 1 \leq |\psi_0(a)| + 1 \leq e^{2\varsigma}. \quad (76)$$

When plugging the previous result in (74) we finally identify $\kappa_\psi(\varsigma) = \exp(2\varsigma)(\exp(2\varsigma) - 1)$ as a valid bound of (74) for all non-negative ς . The proof is complete. \square

6 Illustrative Example

Applying the method of weighted residuals and using the age-weight $w(a)$ we convert PDE (1) to a weak form

$$\int_0^A \left[\frac{\partial x(a, t)}{\partial t} + \frac{\partial x(a, t)}{\partial a} \right] w(a) da = - \int_0^A [\mu(a) + D(t)] x(a, t) w(a) da \quad (77)$$

with the goal of reducing the IBVP (1)–(4) to an approximate finite-dimensional initial-value problem for simulation purposes. We therefore use the ansatz $\hat{x}(a, t) = \varphi^\top(a) \lambda(t)$ with a set of N BC-compatible and linear independent trial functions $\varphi_k \in \mathcal{P}^1([0, A])$ and the temporal weights $\lambda(t) \in \mathbb{R}^N$ are introduced. In order to minimize the error with respect to the exact solution $x(a, t)$, we choose the weights to consist of a linear combination of the trial functions $w(a) = \mathbf{w}^\top \varphi(a)$ in Galerkin-manner. Taking this procedure as a basis, we obtain the following residual equation from (77)

$$0 = \mathbf{w}^\top \int_0^A \varphi(a) \left[\varphi^\top(a) \dot{\lambda}(t) + (\varphi')^\top(a) \lambda(t) + [\mu(a) + D(t)] \varphi^\top(a) \lambda(t) \right] da. \quad (78)$$

For all $\mathbf{w} \neq \mathbf{0}$ it is possible to extract an initial-value problem for $t \geq 0$ with the matrices $\mathbf{M}, \mathbf{N} \in \mathbb{R}^{N \times N}$

$$\mathbf{M} = \int_0^A \varphi(a) \varphi^\top(a) da \quad (79)$$

$$\mathbf{N} = - \int_0^A \varphi(a) (\varphi')^\top(a) + \mu(a) \varphi(a) \varphi^\top(a) da \quad (80)$$

consisting of the ODE

$$\dot{\lambda}(t) = [\mathbf{M}^{-1} \mathbf{N} - \mathbf{I} D(t)] \lambda(t), \quad t > 0 \quad (81)$$

and the IC $\lambda(0) = \lambda_0 = [1 \ 0 \ \dots \ 0]^\top$ for the specific choice $\varphi_1 = x_0 \in \mathcal{X}$, if the initial profile is linear independent of the remaining trial functions. These are

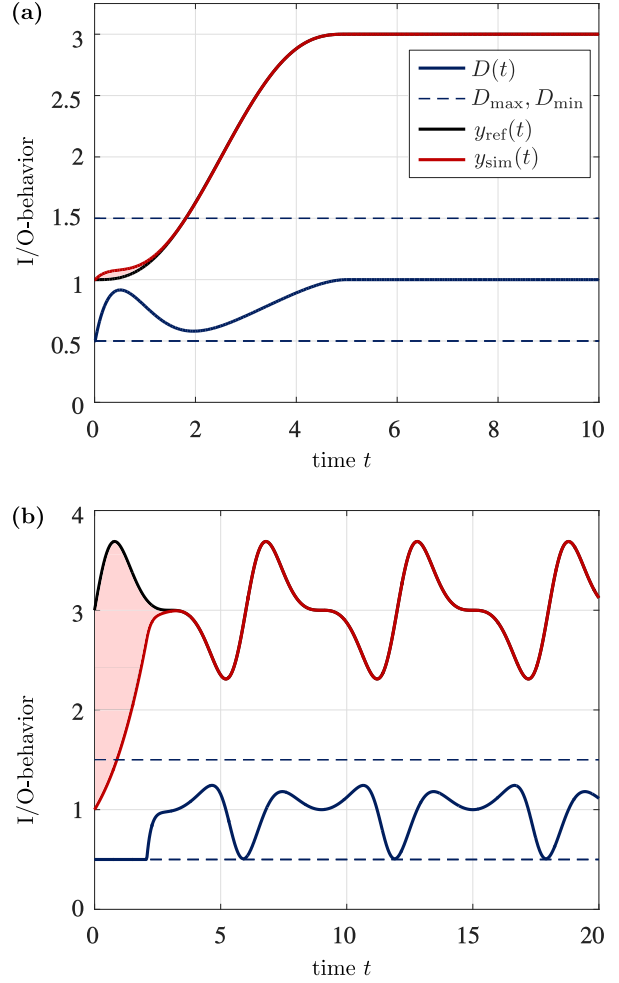


Fig. 2. Closed loop I/O-behavior of a set point change (a) governed by (88) and the periodical trajectory (87) in plot (b).

adopted similar to a Karhunen-Loève-decomposition. Firstly, $\varphi_2(a) = x^*(a)$ guarantees accurate asymptotic properties, since the steady-state solution of (1)–(4) is included in $\varphi(a)$. For $k \geq 2$ we choose with $j \in [2, \frac{N}{2}]$

$$\varphi_{2j-1}(a) = \cos(\omega_k a) \exp(\sigma_k a) \varphi_2(a) \quad (82)$$

$$\varphi_{2j}(a) = \sin(\omega_k a) \exp(\sigma_k a) \varphi_2(a). \quad (83)$$

with the remaining complex conjugated solutions $\sigma_k \pm j\omega_k$ of $\int_0^A \tilde{k}(a) \exp(\sigma_k a \pm j\omega_k a) da = 1$. Note that $\mathbf{M} > 0$ is a direct consequence of the linear independent trial functions. We checked the solution such that the positivity condition $\hat{x}(a, t) > 0$ is not violated at any time and age. At last, the output of the finite-order approximation is given by

$$y_{\text{sim}}(t) = \int_0^A p(a) \varphi^\top(a) da \lambda(t) = \mathbf{p}^\top \lambda(t) \quad (84)$$

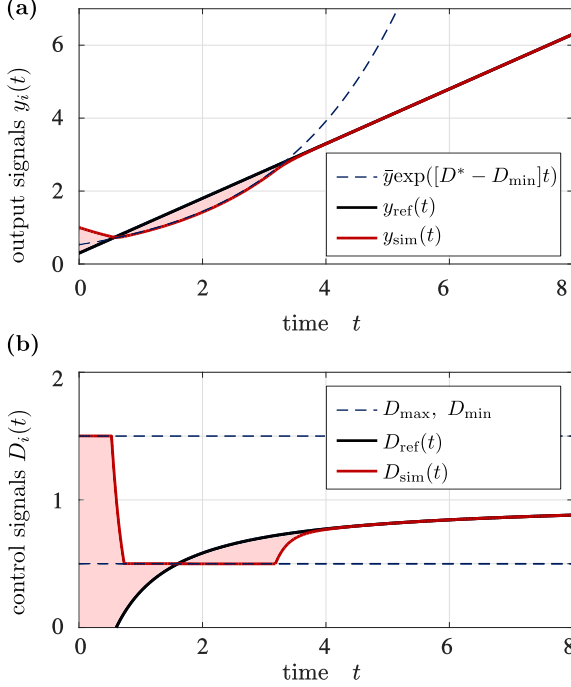


Fig. 3. Simulation of the closed loop for a ramp-like reference trajectory (86) with $y_{\text{ref},1} \notin \mathcal{Y}$.

Trial System. In order to demonstrate the introduced asymptotic tracking controller, consider the following trial system in the age-domain up to $A = 2$ with a symmetric input constraint $D(t) \in [D_{\min}, D_{\max}] = [0.5, 1.5]$ around the equilibrium value $D^* = 1$. We use the mortality rate $\mu(a) = \mu = 0.1$ and a quadratic motherhood kernel $k(a) = k_0 a \cdot (A - a)$ satisfying the Lotka-Sharpe condition (7), since

$$k_0 = \left(\int_0^A a(A-a)e^{-(D^*+\mu)a} da \right)^{-1} = 2.0004. \quad (85)$$

Moreover assume that the yield production rate is proportional to the overall population, namely $p(a) = 1$ and the initial profile $x_0(a) = \phi_1(a) = -0.054a + \exp(-1.3a)$, by evaluating $\langle 1, x_0 \rangle = 1$. For realizing $N = 6$ we obtain the conjugated pairs $\sigma_k \pm j\omega_k = \{-2.02 \pm 4.41j, -2.50, \pm 7.62j\}$ computed with a Newton-Raphson scheme.

Next, the following set of desired trajectories is considered in order to demonstrate control structure (11)–(14) with $\gamma = 2$, $l = [4 \ 8]^T$ and the initial guess $D_0^* = D_{\min} = 0.5$

$$y_{\text{ref},1}(t) = y_4 + y_1 t \quad (86)$$

$$y_{\text{ref},2}(t) = y_2 + y_3 \sin[\omega t + \sin(\omega t)] \quad (87)$$

$$y_{\text{ref},3}(t) = \begin{cases} y_0 + (y_\Delta - y_0) \sum_{i=1}^3 g_i \left(\frac{t}{t_\Delta} \right)^{i+2} & , t \in [0, t_\Delta] \\ y_\Delta & , t > t_\Delta. \end{cases} \quad (88)$$

The parameters are chosen as $y_0 = y(0) = 1$, $y_\Delta = 3$, $y_1 =$

0.75 , $y_2 = 0.79$, $y_3 = 0.625$, $y_4 = 0.3$ and $\omega = \frac{2\pi}{6}$. In addition it is straightforward to verify that $g_i = \{10, -15, 6\}$ ensures the desired smoothness of $y_{\text{ref},3} \in \mathcal{C}^2$.

The simulation results are given in Figure 2 showing the I/O-behavior of the closed-loop for the reference trajectories $y_{\text{ref},2/3} \in \mathcal{Y}$. With (1) and (81) we evaluate the accuracy of the numerical approach on the basis of the residual

$$R(a, t) = (\varphi')^\top(a) \lambda(t) + \varphi^\top(a) [M^{-1}N - ID(t)] \lambda(t) + [\mu(a) + D(t)] \varphi^\top(a) \lambda(t) \quad (89)$$

and its L^2 -norm $r^2(t) = \langle R[t], R[t] \rangle$. When simulating the results for $y_{\text{ref},3}(t)$, the numerical approach has a mean error $\bar{r} = 4.9\%$ and an steady error $r(t_\Delta) = 1.9 \cdot 10^{-9}$ for $t \geq t_\Delta$. Moreover, Figure 3 shows the simulation results for the ramp-like trajectory $y_{\text{ref},1} \notin \mathcal{Y}$ which is not valid for all $t \geq 0$ since the supremum

$$\sup_{t \geq 0} \frac{\dot{y}_{\text{ref},1}(t)}{y_{\text{ref},1}(t)} = \sup_{t \geq 0} \frac{y_1}{y_4 + y_1 t} = 2.5 > D^* - D_{\min} = 0.5 \quad (90)$$

violates Assumption (B₃). However, the reference trajectory enters the valid area at $t = t_{\text{crit}} = 1.6$ and the tracking with an exponential decay by virtue of Theorem 2 holds for $t > t_{\text{crit}}$. In addition, the situation with an active saturation is emphasized by plot (b) in Figure 3 for $t \leq t_{\text{crit}}$. As long as the control resides at the lower bound $D(t) = D_{\min}$, the output $y(t)$ is proportional to the limiting exponential function $y_{\min}(t) = \exp([D^* - D_{\min}]t)$, and vice versa for $D(t) = D_{\max}$.

7 Concluding Remarks

Control of age-structured populations derives its motivation from mathematical demography, pharmaceutical industry and other fields. Using a PDE model for age-structured chemostats makes it possible to capture transient dynamics more faithfully than with ODEs, but demands more care in control design.

We applied Lyapunov-methods and recent results on IDEs for establishing a global asymptotic tracking with respect to desired yield trajectories and to provide CLFs for the closed loop system. Furthermore, our control design treats state constraints and input saturation in an explicit way and is robust against parameter uncertainties, not requiring the exact equilibrium dilution rate. In our simulation we demonstrate the attractivity even for the worst initial guess on the boundary of the dilution rate's valid interval. With a 2-DOF control structure we decoupled the feedforward and the feedback control. This configuration yields to an enhanced tracking behavior, while the feedback controller can be used to assign the desired stability properties. Control design for an advanced model that includes the substrate dynamics is still an open topic for further research.

References

- [1] Georges Bastin and Jean-Michel Coron. On boundary feedback stabilization of non-uniform linear 2×2 hyperbolic systems over a

- bounded interval. *Systems & Control Letters*, 60(11):900–906, 2011.
- [2] Sergio Bittanti, Giorgio Franza, and Guido Guardabassi. Periodic control: a frequency domain approach. *IEEE Transactions on Automatic Control*, 18(1):33–38, 1973.
- [3] Raouf Boucekkine, Natali Hritonenko, and Yuri Yatsenko. *Optimal control of age-structured populations in economy, demography, and the environment*. Routledge, 2013.
- [4] Fred Brauer, Carlos Castillo-Chavez, and Carlos Castillo-Chavez. *Mathematical models in population biology and epidemiology*, volume 40. Springer, 2001.
- [5] Jean-Michel Coron, Rafael Vazquez, Miroslav Krstic, and Georges Bastin. Local exponential h2 stabilization of a 2x2 quasilinear hyperbolic system using backstepping. *SIAM Journal on Control and Optimization*, 51(3):2005–2035, 2013.
- [6] Sean F Ellermeyer, Sergei S Pilyugin, and Ray Redheffer. Persistence criteria for a chemostat with variable nutrient input. *Journal of Differential Equations*, 171(1):132–147, 2001.
- [7] Gustav Feichtinger, Gernot Tragler, and Vladimir M Veliov. Optimality conditions for age-structured control systems. *Journal of Mathematical Analysis and Applications*, 288(1):47–68, 2003.
- [8] Hisashi Inaba. Asymptotic properties of the inhomogeneous lotka-von foerster system. *Mathematical Population Studies*, pages 247–264, 1988.
- [9] Hisashi Inaba. A semigroup approach to the strong ergodic theorem of the multistate stable population process. *Mathematical Population Studies*, 1(1):49–77, 1988.
- [10] Iasson Karafyllis, Costas Kravaris, and Nicolas Kalogerakis. Relaxed lyapunov criteria for robust global stabilisation of non-linear systems. *International Journal of Control*, 82(11):2077–2094, 2009.
- [11] Iasson Karafyllis and Miroslav Krstic. On the relation of delay equations to first-order hyperbolic partial differential equations. *ESAIM Control, Optimisation and Calculus of Variations*, 20:894–923, 2014.
- [12] Iasson Karafyllis and Miroslav Krstic. Stability of integral delay equations and stabilization of age-structured models. *To appear in ESAIM Control, Optimisation and Calculus of Variations* (see also *arXiv:1609.09437 [math.OC]*), 2016.
- [13] Frédéric Mazenc, Michael Malisoff, and Jérôme Harmand. Further results on stabilization of periodic trajectories for a chemostat with two species. *Automatic Control, IEEE Transactions on*, 53(Special Issue):66–74, 2008.
- [14] Gonzalo Robledo, Frédéric Grogard, and Jean-Luc Gouzé. Global stability for a model of competition in the chemostat with microbial inputs. *Nonlinear Analysis: Real World Applications*, 13(2):582–598, 2012.
- [15] Hal L Smith and Paul Waltman. *The theory of the chemostat: dynamics of microbial competition*, volume 13. Cambridge university press, 1995.
- [16] Damon Toth and Mark Kot. Limit cycles in a chemostat model for a single species with age structure. *Mathematical biosciences*, 202(1):194–217, 2006.
- [17] Michael Zeitz. Feedforward control design in the frequency domain: Offline or online. *AT-Automatisierungstechnik*, 60(7):375–383, 2012.

A Proof of Technical Lemmas

Proof of Lemma 3. Consider the dynamic system consisting of a static equation for equilibrium dilution rate D^* and (22)

$$\dot{\eta}(t) = D^* - \frac{\dot{y}_{\text{ref}}(t)}{y_{\text{ref}}(t)} - D(t), \quad \dot{D}^* = 0. \quad (\text{A.1})$$

It is straightforward to verify that (13) is an observer for the dynamic system (A.1) using the logarithmic output (39) in order to estimate the state $\eta(t)$ and the equilibrium dilution rate D^* . As a consequence of (13), (39), (A.1) and definition (38), the evolution of the error (40) is governed by the ODE

$$\dot{e}(t) = \begin{bmatrix} -l_1 & 1 \\ -l_2 & 0 \end{bmatrix} e(t) + \begin{bmatrix} l_1 \\ l_2 \end{bmatrix} \delta(t) = L e(t) + l \delta(t). \quad (\text{A.2})$$

with the Hurwitz matrix L . Next, take (A.2), the quadratic form $J(e)$ given by (41) and its derivative

$$\frac{dJ(e(t))}{dt} = -2e^\top(t) \tilde{P} e(t) + \delta(t) l^\top (P^\top + P) e(t)$$

into account. The symmetric matrices

$$P = \begin{bmatrix} 1 & -\frac{p_1}{2} \\ -\frac{p_1}{2} & p_2 \end{bmatrix} \quad (\text{A.3})$$

$$\tilde{P} = \begin{bmatrix} 2l_1 - l_2 p_1 & l_2 p_2 - \frac{l_1 p_1}{2} - 1 \\ l_2 p_2 - \frac{l_1 p_1}{2} - 1 & p_1 \end{bmatrix}, \quad (\text{A.4})$$

are positive definite due to (27) and (28). Hence, the estimates $K_1 |e|^2 \leq e^\top P e \leq K_2 |e|^2$ and $\tilde{K}_1 |e|^2 \leq e^\top \tilde{P} e \leq \tilde{K}_2 |e|^2$ hold with positive constants $K_1, \tilde{K}_1, K_2, \tilde{K}_2 > 0$. With Young's inequality we conclude that the inequality

$$\frac{dJ(e(t))}{dt} \leq -2 \cdot \frac{3\tilde{K}_1}{4K_2} e^\top(t) P e(t) + \frac{2(P l)^\top P l}{\tilde{K}_1} |\delta(t)|^2 \quad (\text{A.5})$$

holds for all $t \geq 0$. It is straightforward to use the previous equation and show that inequality (43) holds with

$$\beta_1 = \frac{3}{4} \tilde{K}_1 K_2^{-1} > 0, \quad (\text{A.6})$$

$$\beta_2 = \frac{1}{2} \tilde{K}_1^{-1} [(2l_1 - p_1 l_2)^2 + (2l_2 p_2 - p_1 l_1)^2] > 0 \quad (\text{A.7})$$

The proof is complete. \square

Proof of Lemma 4. For the subsequent proof we will need the following fact .

Fact. For any positive constants $a, b > 0$ the inequality

$$z \cdot \text{sat}_{[-a,b]}(z) \geq \min(1, a, b) \cdot \frac{z^2}{1 + |z|}. \quad (\text{A.8})$$

holds for all $z \in \mathbb{R}$.

Proof of Fact. Distinguish between the cases $z < -a$, $-a \leq z \leq b$, and $z > b$. Firstly, we have $|z|a > \min(1, a, b)(1 + |z|)^{-1}$, which is a true statement since $a \geq \min(1, a, b)$ and

$|z| \geq z^2(1+|z|)^{-1}$. Secondly, for $z \in [-a, b]$ (A.8) simplifies to

$$z^2 \geq z^2 \cdot \frac{\min(1, a, b)}{1+|z|}. \quad (\text{A.9})$$

Due to the fact $1 \geq \min(1, a, b)(1+|z|)^{-1}$ the statement also holds in the present case. Finally, for $z > b$ we receive $z \cdot \text{sat}_{[-a, b]}(z) = z \cdot b$ leading to a true statement for the same reasons like the first case. The proof is complete. \square

Now, we are ready to prove Lemma 4. The closed-loop dynamics of the state $\eta(t)$ is governed by (22), (11)–(14), viz.

$$\dot{\eta}(t) = D^* - \frac{\dot{y}_{\text{ref}}(t)}{y_{\text{ref}}(t)} - \text{sat} \left(z_2(t) - \frac{\dot{y}_{\text{ref}}(t)}{y_{\text{ref}}(t)} + \gamma \eta(t) + \gamma \delta(t) \right). \quad (\text{A.10})$$

Assumption (B₃) implies $D^* - \dot{y}_{\text{ref}}(t)y_{\text{ref}}^{-1}(t) \in (D_{\min}, D_{\max})$ for all $t \geq 0$ as a consequence of (10). It then follows from (A.10) with (40) for all $t \geq 0$

$$\dot{\eta}(t) = -\text{sat}_{\mathcal{D}(t)}(e_2(t) + \gamma \eta(t) + \gamma \delta(t)) \quad (\text{A.11})$$

with the time-varying interval $\mathcal{D}(t) = [-\bar{D}_{\min}(t), \bar{D}_{\max}(t)]$, where

$$\bar{D}_{\min}(t) = D^* - D_{\min} - \frac{\dot{y}_{\text{ref}}(t)}{y_{\text{ref}}(t)} > 0 \quad (\text{A.12})$$

$$\bar{D}_{\max}(t) = D_{\max} - D^* + \frac{\dot{y}_{\text{ref}}(t)}{y_{\text{ref}}(t)} > 0. \quad (\text{A.13})$$

Notice that the following inequalities hold for all $\eta(t) \in \mathbb{R}$, $e_2(t) \in \mathbb{R}$, $\delta(t) \in \mathbb{R}$, $\gamma \in \mathbb{R}$ and all $t \geq 0$

$$\left| \text{sat}_{\mathcal{D}(t)}(e_2(t) + \gamma \eta(t) + \gamma \delta(t)) \right| \leq \max(\bar{D}_{\min}(t), \bar{D}_{\max}(t)) \quad (\text{A.14})$$

$$\left| \text{sat}_{\mathcal{D}(t)}\left(\frac{\gamma}{2}\eta(t)\right) \right| \leq \max(\bar{D}_{\min}(t), \bar{D}_{\max}(t)). \quad (\text{A.15})$$

With (10) and the definitions (A.13), (A.12) we are in the position to establish a more conservative bound of the right-hand side of (A.14) and (A.15) for all $t \geq 0$, namely

$$\max(\bar{D}_{\min}(t), \bar{D}_{\max}(t)) < D_{\max} - D_{\min}. \quad (\text{A.16})$$

The time derivative of the squared state $\eta(t)$ is governed by

$$\frac{d\eta^2(t)}{dt} = -2\eta(t)\text{sat}_{\mathcal{D}(t)}(e_2(t) + \gamma \eta(t) + \gamma \delta(t)). \quad (\text{A.17})$$

as a consequence of (A.11). We next distinguish the following cases in order to derive a bound for (A.17):

$$\text{(I): } |e_2(t) + \gamma \delta(t)| > \frac{\gamma}{2}|\eta(t)|, \quad (\text{A.18})$$

$$\text{(IIa): } |e_2(t) + \gamma \delta(t)| \leq \frac{\gamma}{2}|\eta(t)| \quad \text{and } \eta(t) \geq 0, \quad (\text{A.19})$$

$$\text{(IIb): } |e_2(t) + \gamma \delta(t)| \leq \frac{\gamma}{2}|\eta(t)| \quad \text{and } \eta(t) < 0 \quad (\text{A.20})$$

In case (I) it follows from (A.15)–(A.18)

$$\begin{aligned} \frac{d\eta^2(t)}{dt} + 2\eta(t)\text{sat}_{\mathcal{D}(t)}\left(\frac{\gamma}{2}\eta(t)\right) &\leq 4|\eta(t)|(D_{\max} - D_{\min}) \\ &\leq \mu_2 |e_2(t) + \gamma \delta(t)| \end{aligned} \quad (\text{A.21})$$

where $\mu_2 = 8\gamma^{-1}(D_{\max} - D_{\min}) > 0$. Hence, it follows from the previous inequality that

$$\frac{d\eta^2(t)}{dt} \leq -2\eta(t)\text{sat}_{\mathcal{D}(t)}\left(\frac{\gamma}{2}\eta(t)\right) + \mu_2 |e_2(t) + \gamma \delta(t)|. \quad (\text{A.22})$$

holds. Next using (A.19) in case (IIa), the following chain of inequalities holds

$$\frac{\gamma}{2}\eta(t) \leq e_2(t) + \gamma \delta(t) + \gamma \eta(t) \leq \frac{3\gamma}{2}\eta(t). \quad (\text{A.23})$$

The fact that the saturation function in (A.17) is non-decreasing and the previous inequality imply

$$\frac{d\eta^2(t)}{dt} \leq -2\eta(t)\text{sat}_{\mathcal{D}(t)}\left(\frac{\gamma}{2}\eta(t)\right), \quad (\text{A.24})$$

such that (A.22) also holds in case (IIa). For case (IIb), a similar argument works when using the inequalities

$$\frac{\gamma}{2}\eta(t) \geq e_2(t) + \gamma \delta(t) + \gamma \eta(t) \geq \frac{3\gamma}{2}\eta(t), \quad (\text{A.25})$$

which imply that (A.25) as well as (A.22) also hold in the present case. Comparing all three cases (A.18)–(A.20), we conclude that (A.22) is a valid bound of for (A.17) for all $t \geq 0$. By taking (A.8) into account we get

$$2\eta(t)\text{sat}_{\mathcal{D}(t)}\left(\frac{\gamma}{2}\eta(t)\right) \geq \mu_1(y_{\text{ref}}) \frac{\eta^2(t)}{1 + \sqrt{\eta^2(t)}} \quad (\text{A.26})$$

for all $t \geq 0$ where

$$\begin{aligned} \mu_1(y_{\text{ref}}) &= \min(2, \gamma) \cdot \min \left\{ 1, D^* - D_{\min} - \sup_{\tau \geq 0} \frac{\dot{y}_{\text{ref}}(\tau)}{y_{\text{ref}}(\tau)}, \right. \\ &\quad \left. D_{\max} - D^* + \inf_{\tau \geq 0} \frac{\dot{y}_{\text{ref}}(\tau)}{y_{\text{ref}}(\tau)} \right\} \end{aligned} \quad (\text{A.27})$$

Eventually, (45) straightforwardly follows from (A.22) in conjunction with (A.26) and definition (A.27). \square