

# Reactors: A Case for Predictable, Virtualized OLTP Actor Database Systems

Vivek Shah  
University of Copenhagen  
Copenhagen, Denmark  
bonii@di.ku.dk

Marcos Vaz Salles  
University of Copenhagen  
Copenhagen, Denmark  
vmarcos@di.ku.dk

## ABSTRACT

The requirements for OLTP database systems are becoming ever more demanding. New OLTP applications require high degrees of scalability with controlled transaction latencies in in-memory databases. Deployments of these applications require low-level control of database system overhead and program-to-data affinity to maximize resource utilization in modern machines. Unfortunately, current solutions fail to meet these requirements. First, existing database solutions fail to expose a high-level programming abstraction in which latency of transactions can be influenced and reasoned about by application developers. Second, these solutions either inhibit or limit infrastructure engineers in exercising low-level control on the deployment of the system on a target infrastructure, further impacting performance. In this paper, we propose a relational actor programming model for in-memory databases. Conceptually, relational actors, or *reactors* for short, are application-defined, isolated logical actors encapsulating relations that process function calls asynchronously. Reactors ease reasoning about correctness by guaranteeing serializability of application-level function calls. In contrast to classic transactional models, however, reactors allow developers to take advantage of intra-transaction parallelism to reduce latency and improve performance. Moreover, reactors enable a new degree of flexibility in database deployment. We present REACTDB, a novel system design exposing reactors that allows for flexible virtualization of database architecture between the extremes of shared-nothing and shared-everything without changes to application code. Our experiments with REACTDB illustrate performance predictability, multi-core scalability, and low overhead in OLTP benchmarks.

## 1. INTRODUCTION

Three trends are transforming the landscape of OLTP systems. First, database systems are increasingly moving towards solid state, in particular main-memory storage [22], and hardware systems are integrating increasingly more cores in a single machine. This trend brings about new requirements for database architecture, such as processing efficiency in multi-core machines and careful design of concurrency control strategies [39, 44]. Second, a host of new OLTP applications has emerged in areas as diverse as computer games, high-performance trading, and web applications [8, 36, 42]. This trend brings with it challenging performance requirements, including mechanisms to allow developers to reason about transaction latencies and the scalability of their applications with large data and request volumes [34, 40]. Third, there is a need to deploy and operate databases out of virtualized infrastructures with high resource efficiency [6, 21, 27]. This trend leads to the requirement that virtualization abstractions for databases impose low overhead and

allow flexible deployments without causing changes to application programs.

Addressing all of these requirements is a hard problem, and existing database solutions only satisfy a subset of them. On the one hand, shared-nothing databases, such as H-Store [37] or HyPer [20], fail to provide appropriately for multi-core efficiency. This is due to the impact of virtualization overheads in mapping partitions to cores and of synchronous communication in distributed transactions across partitions. Consequently, these systems are very sensitive to how data is partitioned, and thus performance predictability, especially of latency, is a challenge. On the other hand, shared-everything databases have a hard time achieving multi-core scalability. To do so, these systems either internally partition their data structures, e.g., DORA [28], or rely heavily on affinity of memory accesses to cores across transactions, e.g., Silo [39]. The internal use of such strategies in engine implementation is not visible to application developers, who rely on a programming model that exposes a shared-memory abstraction and a single processor illusion. Thus, developers have no explicit, logical programming model constructs to control the affinity and locality of accesses within their applications. As a consequence, these systems are not able to guarantee high multi-core efficiency and scalability across application classes, requiring substantial “black magic” tuning.

Actor programming models provide desirable primitives for concurrent and distributed programming [2, 4, 17]. To provide performance predictability, we propose a new actor programming model in relational databases called *Relational Actors* (or *reactors* for short). Reactors are special types of actors that model logical computational entities encapsulating state abstracted as relations. For example, reactors can represent application-level scaling units such as accounts in a banking application or warehouses in a retail management application. Within a reactor, developers can take advantage of classic database programming features such as declarative querying over the encapsulated relations. To operate on state logically distributed across reactors, developers employ explicit asynchronous function calls. The latter allows developers to write their programs so as to minimize cross-reactor accesses or overlap communication with computation. Still, a transaction across multiple reactors provides serializability guarantees as in traditional databases, thus relieving developers from reasoning about complex concurrency issues. With reactors, developers can clearly reason about latency vs. scalability trade-offs in their transactional applications as well as about relative performance of different programs. Reactors allow application-level modeling between the extremes of a relational database (single reactor encapsulating all relations) and key-value stores (a reactor encapsulating a key-value pair in an application).

To address the challenges of architectural flexibility and high resource efficiency in multi-core machines, we design a database

virtualization layer that exposes reactors as a programming model. This novel system, called REACTDB (RELational ACTor DataBase), allows database administrators to configure the database architecture between the extremes of shared-nothing and shared-everything at deployment time without any changes required to application code using reactors. This is achieved by decomposing the notions of sharing of compute and memory in database architecture. First, we introduce a containerization scheme to abstract shared-memory regions in a machine. Second, within a container, compute resources abstracted as transaction executors can be deployed to either share or own reactors. The combination of these two notions allows, for example, for deployments in which reactors are affine to particular transactional executors, but can exploit low-overhead shared-memory accesses.

**Example: Bitcoin Exchange.** We abstract an application coded using a set of reactors as a *reactor database*. Consider a simplified bitcoin exchange application, in which users may cash out bitcoin by paying through their credit card providers. To contrast how such an application would be written with a classic transactional database and a reactor database, refer to Figure 1, parts (a) and (b) respectively. The exchange wishes to bound its exposure to settlement risk, namely cancelled credit card payments, by a maximum limit stored in relation `settlement_risk`. In part (a), it does so in the procedure `auth_pay` by only allowing additions to the `orders` relation if the total current exposure is below the limit. In part (b), we see the same logic expressed with reactors. The exchange and each of the providers are modeled as relational actors, namely reactors with private state (relations) that can execute certain procedures. The exchange reactor can execute `auth_pay` and stores in its state information about providers and the settlement limit. Provider reactors conceptually store in their states horizontal partitions of relation `orders` with the payments for each provider, and can execute procedures `calc_risk` and `add_entry`. In `auth_pay`, the exchange reactor invokes asynchronous calls to provider reactors, making explicit the available intra-transaction parallelism. In addition, it becomes explicit in transaction programs that code is conceptually moved close to the data it touches, allowing developers to control for locality. At the same time, ACID properties are guaranteed for `auth_pay`, providing the same level of safety as in the classic transactional model but with higher performance control. As evidenced by the recent collapse of the Flexcoin exchange [35], we argue that the right trade-off for new OLTP applications is to provide abstractions that allow developers to organize application logic for performance *without* compromising consistency in concurrent executions. We further elaborate on this example and our model in Section 2.

#### How are reactors different from database partitioning?

In contrast to database partitioning, which is a data-oriented optimization, reactors represent a *compute-oriented abstraction*. Reactors can be used to model horizontal partitioning of tuples, but also vertical partitioning of relations, or any arbitrary grouping of relation fragments. However, reactors can also model functional decomposition of an application. For example in a banking application, one reactor can capture functionality of debits and credits over accounts, while another the functionality of risk calculations to authorize debits and credits, which is not feasible to model with database partitioning alone. In addition, reactors provide a primitive to model affinity and parallelism in arbitrary application logic. For example, the risk calculations can done by different prediction models in parallel in the database by running these calculations in different reactors. By contrast, complex data-flow analysis would be required to detect such parallelism in a classic database stored procedure. Due to the fragility of program analysis guarantees, this leads

to a perception of performance unpredictability among application developers.

**Contributions.** In summary, our work makes the following contributions:

1. We present a new logical abstraction for relational databases called *reactors*. This abstraction is grounded on transactional semantics offering serializability and an asynchronous programming model allowing for *reasoning on latency predictability and application scalability* (Section 2).
2. We discuss the design of REACTDB, a novel virtualization layer for OLTP databases exposing reactors. REACTDB enables *configuration of OLTP database architecture at deployment time* without changes to application code (Section 3).
3. In experiments with classic OLTP benchmarks, reactors provide performance predictability at the microsecond scale for different program formulations. In addition, for given program formulations, database architecture can be configured to allow for scalable execution in a multi-core machine (Section 4).

## 2. PROGRAMMING MODEL

In this section, we introduce the reactor programming model. First, the main concepts of reactors are outlined in Section 2.1, before a detailed explanation of the programming model in Section 2.2. Section 2.3 formalizes conflict-serializability of transactions with reactors. Section 2.4 then describes how reactors allow for reasoning about performance of programs.

### 2.1 Reactor Programming Model Concepts

In contrast to classic transactional or actor models, reactors bring together all of the following concepts:

1. A reactor is an application-defined logical actor that encapsulates state abstracted using relations.
2. Reactors support declarative queries only on a single actor. Communication across reactors is achieved by asynchronous function calls. A computation (function) across reactors consists of a sequence of single-actor statements and/or nested cross-reactor function calls.
3. Computations (functions) across reactors provide transactional guarantees (ACID).
4. Reactors provide an explicit computational cost model.

### 2.2 Programming with Reactors

#### 2.2.1 Application-Defined Relational Actors

A *reactor* is a type of actor specialized for the management of state abstracted by the relational model. The pseudocode in Figure 2 conceptualizes the capabilities of a reactor. As a regular actor [2], a reactor encapsulates a state, which can be accessed by computations invoked on the reactor. However, unlike in a regular actor, in which communication is typically achieved by non-blocking send and blocking receive primitives, the only form of communication with a reactor is through *asynchronous function calls* returning promises [24]. Moreover, the code of such functions is similar to that of database stored procedures, which can intermix declarative queries over relations with other program logic and function calls. These asynchronous function calls are abstracted in Figure 2 by the `execute` function, which takes as an argument a function to be

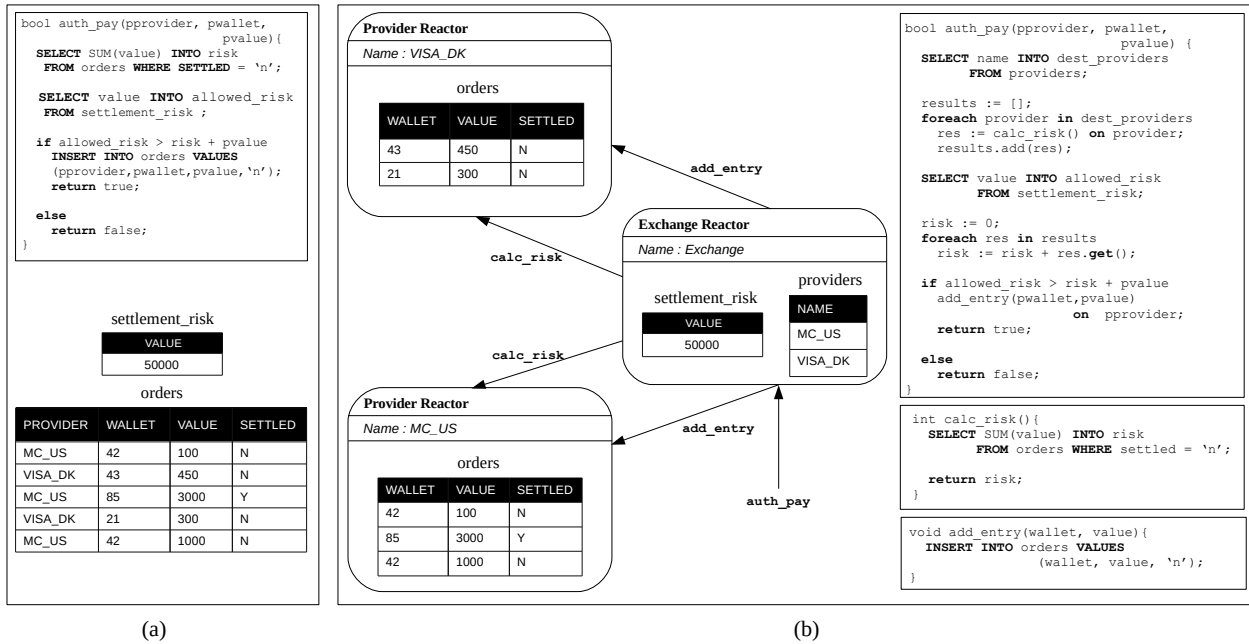


Figure 1: A simplified bitcoin exchange application in: (a) the classic transactional model, and (b) the reactor model.

```

Reactor : Actor {
    RelationalState rs;

    Future execute(compute_fn, args) {
        return new Future(compute_fn(args, rs));
    }
}

```

Figure 2: Reactors as an actor type.

computed on the reactor’s state along with appropriate arguments, and returns a promise representing the result of the computation. In the remainder, we refer to such a result as a *future*, and use the terms *function* and *procedure* on a reactor interchangeably.

A *reactor database* is a collection of reactors. In order to instantiate a reactor database, we need to declare the names of the reactors constituting the reactor database and a schema creation function to define the relations encapsulated by each reactor. A reactor is a purely logical computational entity and can be accessed by the name declared when initializing the reactor database. The application developer has full control over the schema layouts for the reactors. The application developer does not have to create or destroy reactors; declaring the name of the reactor ensures that it is available for the lifetime of the application, bound by the failure model of the reactor database.

In the example of Figure 1(b), the state of a provider reactor consists of a horizontal fragment of the `orders` relation, but with the `provider` column removed (since the provider is the same for all tuples in such a reactor). The state of the exchange reactor consists of relations `settlement_risk` and `providers`. This illustrates that different reactors may contain either the same or different schemas. The application logic in procedure `auth_pay` first looks up the providers to calculate the risks for. The procedure then performs a nested asynchronous invocation of the procedure `calc_risk` on each of the provider reactors.

It is not necessary to know in advance all the bitcoin providers and their names to model the reactor database. It is sufficient to know: (1) the types of the reactors expected, namely exchange and provider reactors; (2) the schema of each reactor type; and (3) the

name mapping to address provider reactors. This ensures that adding new bitcoin providers does not necessitate rewriting the program logic.

### 2.2.2 Asynchronous Function Calls

To invoke a procedure on a reactor, we must explicitly use the declared name of the reactor where the computation must be executed. The procedure logic can access the relational state on the reactor where it is invoked through declarative queries. If the procedure needs to access the state of another reactor, then it must invoke another procedure on the target reactor. This is necessary because the states of different reactors are disjoint. Since the result of a procedure is represented by a future, the calling code can choose to wait for the result of the future, invoke procedures on other reactors, or execute further application logic. This flexibility allows application developers to expose parallelism within the procedure.

We introduce the syntax `procedure_name(args) on reactor_name` in Figure 1(b) to specify an asynchronous procedure call routed to the reactor with a given name. In the logic of `auth_pay`, the execution of `calc_risk` is overlapped on each of the provider reactors and the futures returned by the calls are stored in the `results` list. The exchange reactor then looks up the allowed risk value to overlap execution of this logic before synchronizing on the results of the futures. The exchange reactor sums up the total risk by accessing the value of each future by invoking `get()` on the future object. If the total risk is within the allowed risk, then the exchange reactor performs another nested asynchronous procedure call to `add_entry` on the provider reactor name given as a parameter to `auth_pay`. This call results in adding an order at the appropriate target provider reactor. Asynchronous procedure calls allow the application logic to leverage available parallelism in a computation spanning reactors.

### 2.2.3 Reactor Consistency using Transactional Semantics

To guarantee consistency of the state encapsulated by a reactor database, the semantics of procedure invocations on reactors is

transactional. We differentiate between top-level and nested asynchronous procedure calls. Top-level calls are executed by clients on a reactor and are termed interchangeably *transactions* or *root transactions*. Transactions respect the classic ACID properties: atomicity, consistency, isolation, and durability [7]. We denote a concrete execution  $i$  of a transaction by  $T_i$ .

Nested asynchronous procedure calls are executed by a reactor on another reactor. Since these calls must always occur within the overall context of a root transaction, they are called *sub-transactions*. We denote a concrete execution  $j$  of a sub-transaction of transaction  $T_i$  on a reactor  $k$  by  $ST_{i,j}^k$ . Sub-transactions allow programmers to structure their computations for performance, allowing for concurrent computation on (logically) distributed state among reactors. Sub-transactions are *not* used, however, to allow for partial commitment. Any condition leading to an abort in a sub-transaction necessitates the abort of the corresponding root transaction. This approach towards the semantics of nested calls is exactly the reverse of what is adopted in classic systems such as Argus [23], reflecting our focus on leveraging the high degree of *physical parallelism* in modern commodity hardware for transactional processing as opposed to managing faults in settings with a high degree of physical distribution (e.g., geo-distribution) as in previous work. A transaction or sub-transaction completes only when all its nested sub-transactions complete. This frees the client logic from explicitly synchronizing on the result of a sub-transaction invocation if it does not need the future value of the sub-transaction.

For example in Figure 1(b), the `auth_pay` procedure does not store and wait on the result of the `add_entry` procedure call, since the programming model guarantees that the transaction corresponding to `auth_pay` will only complete when all its sub-transactions complete.

Any program in the classic transactional model can be trivially remodeled in the reactor programming model by specifying a single reactor. For example, we could model a single exchange reactor with the schema and application logic shown in Figure 1(a). However, the benefits of our programming model are only fully achieved when developers remodel their applications as done in Figure 1(b). In particular, in the reformulated application logic, intra-transaction parallelism is exposed. Furthermore, the trade-off between scalability on the number of provider reactors and latency of executing the logic of `auth_pay` becomes explicit.

### 2.2.4 Intra-Transaction Safety

Introducing asynchronicity in a transactional abstraction is not trivial. Since asynchronicity exposes intra-transaction parallelism, race conditions could arise when sub-transactions that conflict on a data item are invoked asynchronously on the same reactor. Moreover, such invocations would violate the illusion that a reactor is a computational entity with a single logical thread of control. To avoid these issues, we must enforce that at most one execution context is active for a given reactor and root transaction at any time.

First, we enforce that whenever a reactor running a procedure directly executes a nested procedure invocation on itself, the nested invocation is executed *synchronously*. This policy corresponds to inlining the sub-transaction call, resulting in future results being immediately available. To deal with nested asynchronous invocations, we define the *active set* of a reactor  $k$  as the set of sub-transactions, regardless of corresponding root transaction, that are currently being executed on reactor  $k$ , i.e., have been invoked, but have not completed. Thus, the runtime system must conservatively disallow execution of a sub-transaction  $ST_{i,j}^k$  when:

$$\exists ST_{i,j'}^k \in \text{active\_set}(k) \wedge j' \neq j$$

This dynamic safety condition prohibits programs with cyclic execution structures across reactors as well as programs in which different paths of asynchronous calls lead to concurrent sub-transactions on the same reactor. By introducing this safety condition, the runtime conservatively assumes that conflicts may arise in asynchronous accesses to the same reactor state within a transaction, and thus aborts any transaction with such dangerous structures. With such a restriction in place, executing an isolated, deterministic transaction program with a given input state can only produce one consistent output state.

## 2.3 Conflict-Serializability of Transactions

To formalize the correctness of concurrent executions of transactions in reactors, we show equivalence of serializable histories in the reactor model to serializable histories in the classic transactional model. We restrict ourselves exclusively to the notion of conflict-serializability. Technically, our formalization is similar to reasoning on nonlayered object transaction models [41].

### 2.3.1 Background

We first review the formalism introduced by Bernstein et al. [7, page 27] for the classic transactional model and introduce relevant notation. In this model, the database consists of a collection of named data items, and transactions encapsulate a sequence of operations. A transaction  $T_i$  is formalized as a partial ordering of operations with an ordering relation  $<_i$  and comprises a set of operations. Operations include reads and writes, along with either a commit or an abort. A read from a data item  $x$  is denoted  $r_i[x]$ , a write to  $x$  denoted  $w_i[x]$ , while a commit is denoted  $c_i$  and an abort  $a_i$ . The ordering relation  $<_i$  orders *conflicts*. Two operations conflict iff at least one of them is a write and both of them reference the same named item. We assume that a transaction does not contain multiple operations of the same type to the same named data item as in [7, page 27] without any impact on the results of the formalism.

### 2.3.2 Reactor Model

Without loss of generality, we assume reactor names to be drawn from the set of natural numbers. Recall that we denote a sub-transaction operation in transaction  $T_i$  on reactor  $k$  by  $ST_{i,j}^k$ , where  $j$  identifies the sub-transaction within the transaction  $T_i$ .  $r_{i,j}^k[x]$  denotes a read from data item  $x$ , and  $w_{i,j}^k[x]$  denotes a write to data item  $x$  in  $ST_{i,j}^k$ . Note that data items in different reactors are disjoint. Using this notation, we can define a sub-transaction and a transaction in the *reactor model* as follows.

**Definition 1.** A sub-transaction  $ST_{i,j}^k$  is a partial order with ordering relation  $<_{i,j}$  where,

1.  $ST_{i,j}^k \subseteq \{ r_{i,j}^k[x], w_{i,j}^k[x], ST_{i,j'}^{k'} \mid j \neq j', x \text{ is a data item in } k \}$ ;

2. Let

$$\text{basic\_ops}(r_{i,j}^k[x]) = r_{i,j}^k[x]$$

$$\text{basic\_ops}(w_{i,j}^k[x]) = w_{i,j}^k[x]$$

$$\text{basic\_ops}(ST_{i,j}^k) = \{ \text{basic\_ops}(o) \mid o \in ST_{i,j}^k \},$$

$$\text{if } o_1 \in ST_{i,j}^k \wedge o_2 \in ST_{i,j'}^{k'}$$

$$\wedge r_{i,j'}^{k'}[x] \in \text{basic\_ops}(o_1)$$

$$\wedge w_{i,j'}^{k'}[x] \in \text{basic\_ops}(o_2),$$

$$\text{then either } o_1 <_{i,j} o_2 \text{ or } o_2 <_{i,j} o_1.$$

Note that the ordering relation  $<_{i,j}$  of a sub-transaction establishes order according to conflicts in leaf-level basic operations, potentially nested in sub-transactions.

**Definition 2.** A transaction  $T_i$  is a partial order with ordering relation  $<_i$  where,

1.  $T_i \subseteq \{ST_{i,j}^k\} \cup \{a_i, c_i\}$ ;
2.  $a_i \in T_i \iff c_i \notin T_i$ ;
3. if  $t$  is  $c_i$  or  $a_i$  (whichever is in  $T_i$ ), for any further operation  $p \in T_i, p <_i t$ ;
4. if  $o_1 \in T_i \wedge o_2 \in T_i \wedge o_1, o_2 \notin \{a_i, c_i\} \wedge r_{i,j'}^{k'}[x] \in \text{basic\_ops}(o_1) \wedge w_{i,j'}^{k'}[x] \in \text{basic\_ops}(o_2)$ , then either  $o_1 <_i o_2$  or  $o_2 <_i o_1$ .

Formally, a transaction is composed exclusively of sub-transactions, and the relation  $<_i$  orders sub-transactions according to conflicts in their nested basic operations.

In Appendix A, we provide the formalization and proof for the following result, relying on an appropriately defined projection  $P$  of the reactor model into the classic transactional model.

**Theorem 1.** A history  $H$  is serializable in the reactor model iff its projection  $H' = P(H)$  in the classic transactional model is serializable.

An important implication of Theorem 1 is that we can, with appropriate care, employ an existing scheduler for the classic transactional model in implementing a correct scheduler for the reactor model. We exploit this observation in Section 3 by reusing the OCC scheduler of Silo [39], and combining it with the two-phase commit protocol [7].

## 2.4 Computational Cost Model and Performance Predictability

In this section, we introduce a cost model to support developers in reasoning and controlling the latency cost of a transaction program expressed using reactors. Clearly, the latency cost of a program depends heavily on program structure. For example, certain programs can overlap asynchronous invocations of functions in other reactors with processing logic and/or synchronous function invocations; other programs may do so only conditionally, or have data dependencies between different asynchronous function calls. For concreteness, we focus on a subset of programs where all asynchronous invocations happen simultaneously at one given program point only, but our cost analysis can be extended to other program structures as well.

Consider a sub-transaction  $ST_{i,j}^k$ . We call  $\text{sync}_{seq}(ST_{i,j}^k)$  its children sub-transactions and  $P_{seq}(ST_{i,j}^k)$  its processing logic executed synchronously and not overlapped with asynchronous sub-transactions. Any sub-transaction invocation incurs communication costs. We term  $C_s(k, k')$  the cost to send a sub-transaction call from reactor  $k$  to reactor  $k'$ , and analogously  $C_r(k', k)$  the cost to receive a result from  $k'$  at  $k$ . The children sub-transactions of  $ST_{i,j}^k$  executed asynchronously are denoted  $\text{async}(ST_{i,j}^k)$ . The synchronous children sub-transactions and processing logic overlapped with the asynchronous sub-transactions are represented by  $\text{sync}_{ovp}(ST_{i,j}^k)$  and  $P_{ovp}(ST_{i,j}^k)$ , respectively. Moreover, we say that  $\text{dest}(ST_1, \dots, ST_n)$  represents the set of reactors that sub-transactions  $ST_1, \dots, ST_n$  execute on.

Now, the latency cost of  $ST_{i,j}^k$  is modeled by the formula in Figure 3. The formula represents the latency cost if enough parallelism is available in the underlying physical implementation to overlap all asynchronous sub-transactions. The same formula can be applied recursively to compute the latency cost for sub-transactions of arbitrary depth. Since a root transaction is a special case of a

$$\begin{aligned}
L(ST_{i,j}^k) = & P_{seq}(ST_{i,j}^k) + \sum_{ST_{i,j'}^{k'} \in \text{sync}_{seq}(ST_{i,j}^k)} L(ST_{i,j'}^{k'}) \\
& + \sum_{k' \in \text{dest}(\text{sync}_{seq}(ST_{i,j}^k))} (C_s(k, k') + C_r(k', k)) \\
& + \sum_{k' \in \text{dest}(\text{async}(ST_{i,j}^k))} C_s(k, k') \\
& + \max \left( \max_{ST_{i,j'}^{k'} \in \text{async}(ST_{i,j}^k)} \left( L(ST_{i,j'}^{k'}) + C_r(k', k) \right), \right. \\
& \quad P_{ovp}(ST_{i,j}^k) + \sum_{ST_{i,j'}^{k'} \in \text{sync}_{ovp}(ST_{i,j}^k)} L(ST_{i,j'}^{k'}) + \\
& \quad \left. \sum_{k' \in \text{dest}(\text{sync}_{ovp}(ST_{i,j}^k))} (C_s(k, k') + C_r(k', k)) \right)
\end{aligned}$$

Figure 3: Latency cost of a procedure call in the reactor model

sub-transaction, i.e., a sub-transaction without a parent, the same formula applies.

Using a reasoning similar to Figure 3, programmers can re-architect their programs to improve the latency of their sub-transactions by: (1) increasing asynchronicity of children sub-transactions, (2) overlapping execution of application logic by introducing sub-transactions, and (3) reducing the processing cost of the application logic. In addition, without worrying about absolute values of cost parameters, but considering that communication events have in general larger cost than local processing, the developer can reason about relative latency costs for her program in a way similar to algorithmic complexity measures. In particular, when communication cost dwarfs local processing cost, the model reduces to a variant of the I/O model [1].

Finally, developers can reason about scalability by considering how data, computation and communication are spread among reactors. In particular, if developers architect their applications such that increasing amounts of data and computation are distributed among increasing numbers of reactors while at the same time keeping the number of cross-reactor calls roughly constant per transaction, then adequate transactional scalability should be expected.

**What causes performance unpredictability in the classic transactional model?** The programming abstraction exposed by the classic transactional model is that of a *single shared memory*. As a result, accesses to any item in the database are implicitly assumed to have the same cost. However, in practice, this is rarely the case, due to how database architectures abstract hardware resources. Modern OLTP database systems employ data partitioning to co-locate data with physical processing elements and improve performance [39, 20, 37, 28, 19]. However, since the classic transactional model does not have a notion of logical distribution of data and computation, the database system tries to infer how to distribute code and data across partitions [9, 30]. These inference mechanisms are sensitive to a number of factors, including application class, database architecture, e.g., shared-nothing or shared-everything, and database system implementation details. This sensitivity leads to unpredictable performance behavior across application classes that cannot be explained by the uniform-cost programming abstraction. To make matters worse, the application developer, irrespective of having the domain knowledge for structuring application code, has no reasonable way to influence the observed performance of her programs. By contrast, reactors provide a clean abstraction for

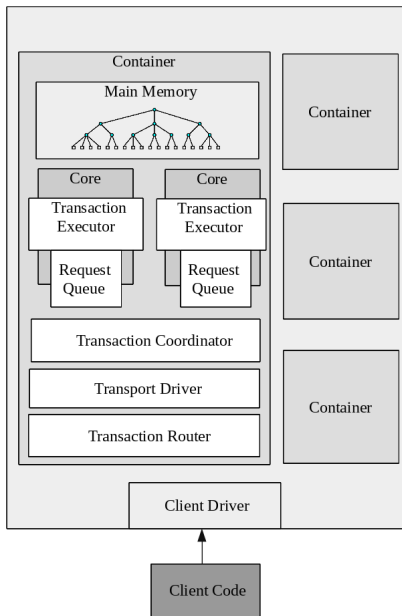


Figure 4: REACTDB's Architecture

logical distribution in transactional programs accompanied by a latency cost model. By utilizing reactors, developers can restructure their programs to better fit the performance characteristics of their application domain.

### 3. SYSTEM ARCHITECTURE

In this section, we discuss the architecture of REACTDB, an in-memory database system that exposes the reactor programming model. There are many challenges that must be met by REACTDB's architecture. First, REACTDB must honor performance predictability for reactors as discussed in Section 2.4. Second, REACTDB must provide for transactional guarantees, leveraging the results of Section 2.3. Third, REACTDB must provide low-level control to system administrators of overhead and program-to-data affinity to maximize efficiency. We describe how REACTDB addresses the first two challenges in Sections 3.1 and 3.2, and the third challenge in Section 3.3.

#### 3.1 Overview

To achieve performance predictability, the design of REACTDB aims at providing control over the mapping of reactors to physical computational resources and memory regions under concurrency control. The system implementation currently targets a single multi-core machine for deployment; however, REACTDB's architecture is designed to allow for deployments in a cluster of machines, which we leave for future work.

As shown in Figure 4, REACTDB's architecture is organized as a collection of *containers*. A container abstracts a (portion of a) machine with its own storage (main memory) and associated mechanisms for transactional consistency. Each container is isolated and does not share the data stored in it with other containers. Containers are associated with computational resources (cores) disjoint from other containers, abstracted by *transaction executors*. A transaction executor consists of a thread pool and a request queue, and is responsible for executing requests, namely asynchronous procedure calls to reactors. Each transaction executor is pinned to its hosting core. Single-container transactions are managed by the concurrency

control mechanism within the container, while a *transaction coordinator* runs a commitment protocol for transactions spanning multiple containers. Transactional durability is currently disabled in our implementation, but could be achieved by a combination of techniques such as fast log-based recovery [46] and distributed checkpoints [14].

Each container stores a two-level mapping between a reactor and a transaction executor. On the first level, a reactor is mapped to one and only one container. Together with appropriate container deployment, this constraint ensures that asymmetrically large communication costs are only introduced between, but not within, reactors, respecting our programming model. On the second level, a reactor can be mapped to one or more transaction executors in a container. *Transaction routers* decide the transaction executor that should run a sub-transaction according to a given policy, e.g., round-robin or affinity-based.

*Transport drivers* handle communication across containers. REACTDB has a driver component that is used by client code to send transactions into the system for processing. REACTDB accepts pre-compiled stored procedures written in the reactor programming model in C++ against a record manager interface. An instance of a pre-compiled stored procedure and its input forms a transaction.

### 3.2 Concurrency Control

#### 3.2.1 Single Container Transactions

Every transaction or sub-transaction written in the reactor programming model specifies the reactor where it must be executed. If the destination reactor of a child sub-transaction is hosted in the same container as the parent sub-transaction, the child sub-transaction is executed synchronously within the same transaction executor to minimize the communication overhead of migrating across transaction executors. If all the sub-transactions in the execution context of a root transaction are executed within one container, then the native concurrency control mechanism of the container is used to guarantee serializability. As a consequence of Theorem 1, REACTDB can reuse an existing concurrency control mechanism, and we chose Silo's high-performance optimistic concurrency control (OCC) implementation [39].

#### 3.2.2 Multi-Container Transactions

When a sub-transaction is invoked on a reactor mapped to a container different than the current container, the call is routed by the transport driver to the destination container and then by the transaction router to the request queue of a transaction executor. Once the sub-transaction is queued, the calling code gets a future back representing this computation. If the calling sub-transaction code does not synchronize on the future, then once the caller completes, REACTDB enforces synchronization on the futures of all child sub-transactions.

**Two-Phase Commit.** By the above, a root transaction can finish when all the sub-transactions created and invoked in its context finish, recursively. The transaction executor then invokes the transaction coordinator to initiate a commitment protocol across the containers that have been touched by the transaction, either directly or by any of its deeply nested sub-transactions. The transaction coordinator in turn performs a two-phase commit protocol. The first phase of the protocol runs a validation of Silo's OCC protocol on all the involved containers. If the validations are successful, the locks on the write-set of the transaction are acquired and released only when the write phase ends. If any of the validations fail, the transaction is aborted.

**Cooperative Multitasking.** To minimize the effect of stalls due to synchronization, each transaction executor maintains a thread pool to process (sub-)transactions. The threads use cooperative multitasking to minimize context switching overheads. A thread blocks if it tries to access the result of a sub-transaction invoked on a different container and the result is not yet available. In such a situation, it notifies another thread to take over processing of the request queue and goes back to the thread pool when the (sub-)transaction being executed by it is completed.

### 3.3 Deployments

To achieve low-level control of overhead and program-to-data affinity, REACTDB allows for flexible configuration of database architecture between the extremes of shared-everything and shared-nothing at deployment time. In the remainder of the paper, we restrict ourselves to three main deployment strategies:

**(S1) shared-everything-without-affinity:** This strategy employs a single container in which each transaction executor can handle transactions on behalf of any reactor. REACTDB is configured with a round-robin router to load balance transactions among transaction executors. All sub-transactions are executed within the same transaction executor to avoid any migration of control overhead. This deployment strategy adheres to the architecture of most shared-everything databases [18].

**(S2) shared-everything-with-affinity:** This strategy is similar to shared-everything-without-affinity, but with an affinity-based router. The database consists of a single container, but each transaction executor processes transactions preferentially from a single reactor. In sub-transaction calls, even if to different reactors, no migration of control happens, and the sub-transaction is executed by the same transaction executor of the root transaction. This deployment strategy closely adheres to the setup employed in the evaluation of Silo [39].

**(S3) shared-nothing:** This strategy employs as many containers as transaction executors, and transactions or sub-transactions on a given reactor are mapped to exactly one transaction executor. While this strategy aims at maximizing affinity, sub-transaction calls to different reactors may imply migration of control overheads to other transaction executors. In our experiments (Section 4), we further decompose this configuration into **shared-nothing-sync** and **shared-nothing-async**, depending on how sub-transactions are invoked within application programs. In the former option, sub-transactions are invoked synchronously by calling `get` on the sub-transaction’s future immediately after invocation. In the latter option, the call to `get` is delayed as much as possible for maximal overlapping of application logic with sub-transaction calls. From an architecture perspective, both of these setups represent a **shared-nothing** deployment with differing application programs exercising different synchronization options. The deployment strategy **shared-nothing-sync** models the setup of shared-nothing databases such as H-Store [37] and HyPer [20], albeit with a different concurrency control protocol. The **shared-nothing-async** strategy represents a deployment that allows REACTDB to leverage intra-transaction parallelism as provided by the reactor programming model.

Other flexible deployments, similar to [31], are possible as well. To change database architecture, only configuration files need to be edited and the system bootstrapped. Since applications operate only on reactors, the mapping of reactors to containers and transaction executors is immaterial for the application logic.

## 4. EVALUATION

In this section, we evaluate the effectiveness of REACTDB and the reactor programming model. The experiments broadly aim at

validating the following hypotheses: **(H1)** The reactor programming model enhances programmability and performance predictability of application programs (Section 4.2.1). **(H2)** The distributed cost model of the reactor programming model can be efficiently realized by REACTDB (Section 4.2.2). **(H3)** REACTDB exhibits close to linear transactional scale-up in a standard benchmark when deployed across multiple cores (Section 4.3.1). **(H4)** REACTDB’s container-based architecture allows deployments between shared-nothing and shared-everything without any changes to application code, allowing for configuration of database architecture according to the degree of distribution in transactions (Section 4.3.2).

### 4.1 Experimental Setup

**Hardware.** For our latency measurements in Section 4.2, we employ a machine with one four-core, 3.6 GHz Intel Xeon E3-1276 processor with hyperthreading, leading to a total of eight hardware threads. Each physical core has a private 32 KB L1 cache and a private 256 KB L2 cache. All the cores share a last-level L3 cache of 8 MB. The machine has 32 GB of RAM and runs 64-bit Linux 4.1.2. A machine with high clock frequency and uniform memory access was chosen for these experiments to challenge our system’s ability to reflect low-level latency asymmetries in modern hardware as captured by our programming model.

For our latency and throughput measurements in Section 4.3, we use a NUMA machine with two sockets, each with 8-core 2.1 GHz AMD Opteron 6274 processors including two physical threads per core, leading to a total of 32 hardware threads. Each physical thread has a private 16 KB L1 data cache. Each physical core has a private 64 KB L1 instruction cache and a 2 MB L2 cache. Each of the two sockets has a 6 MB L3 cache. The machine has 125 GB of RAM in total, with half the memory attached to each of the two sockets, and runs 64-bit Linux 4.1.15. The higher number of hardware threads and NUMA architecture allow us to demonstrate the effect of virtualization of database architecture in scalability and cross-reactor transaction experiments, and show latency predictability under concurrency.

**Methodology.** We use an epoch-based measurement approach similar to Otpbench [13]. Average latency or throughput is calculated across 50 epochs and the standard deviation is shown through error bars. All measurements include the time to generate the transaction inputs. We run all our experiments with persistence turned off so that we do not end up measuring disk latencies in our evaluation.

**Workloads and Deployments.** For the experiments of Section 4.2, we implement an extended version of the Smallbank benchmark mix [3]. Smallbank simulates a banking application where customers access their savings and checking accounts. Otpbench first extended this benchmark with a transfer transaction, which is implemented by a credit to a destination account and a debit from a source account [16]. We extend the benchmark further with a multi-transfer transaction. Multi-transfer simulates a group-based transfer, i.e., multiple transfers from the same source to multiple destinations. Thus, by varying the number of destination accounts for multi-transfer and controlling the deployment of REACTDB, we can vary both the amount of processing in the transaction as well as the amount of remote accesses that the transaction makes.

Each customer is modeled as a reactor. We configure REACTDB with 7 database containers, each hosting a single transaction executor for a total of 7 transaction executors mapped to 7 hardware threads. The deployment plan of REACTDB is configured so that each container holds a range of 1000 reactors. A single worker thread is employed to eliminate interference effects and allow us to measure latency overheads of single transactions. The worker thread generating transaction inputs and invocations is allocated in



a separate worker container and pinned to the same physical core hosting the container responsible for the first range, but in a separate hardware thread. In order to keep our measurements comparable, the multi-transfer transaction input generator always chooses a source customer account from this first container.

The experiments of Section 4.3 use the classic TPC-C benchmark [38]. We closely follow the implementation of the benchmark from Oltpbench [16], which makes usual simplifications, e.g., regarding think times. In our port of TPC-C, we model each warehouse as a reactor. We configure the number of transaction executors to be equal to the scale factor for the experiment. The number of client worker threads generating transaction calls is also equal to the scale factor, and these workers are configured to reside in a separate worker container. Each client worker thread generates load for only one warehouse (reactor), thus modeling client affinity to a warehouse.

To showcase REACTDB’s ability to configure database architecture at deployment time, we experiment with the deployments described in Section 3.3.

**Application Programs.** We evaluate different application program formulations for the multi-transfer transaction added to Smallbank, exercising the asynchronous programming and performance predictability features of reactors. As in Figure 1(b), multi-transfer invokes multiple sub-transactions. In contrast, in some program variants, we force synchronous execution by immediately calling `get` on the future returned.

The first formulation, **fully-sync**, invokes multiple transfer sub-transactions from the same source synchronously. Each transfer sub-transaction in turn invokes a synchronous credit sub-transaction on the destination account and a synchronous debit sub-transaction on the source account. The **partially-async** formulation equally invokes multiple transfer sub-transactions from the same source synchronously. Each transfer sub-transaction, however, invokes an asynchronous credit on the destination account and a synchronous debit on the source account, overlapping half of the writes in the processing logic but still executing communication proportional to the transaction size sequentially. The **fully-async** formulation does not invoke transfer sub-transactions, but rather explicitly invokes asynchronous credit transactions on the destination accounts and multiple synchronous debit sub-transaction on the source account. Thus, not only are roughly half of the writes overlapped, but also a substantial part of the communication across reactors. The final formulation, **opt**, is similar to the **fully-async** transaction, but performs a single synchronous debit to the source account for the full amount instead of multiple synchronous debits. As such, processing depth should roughly equal two writes, and communication should be largely overlapped.

In addition to the above, we implement all transactions of the TPC-C benchmark in our programming model. Unless otherwise stated, we always overlap calls between reactors as much as possible in transaction logic by invoking sub-transactions across reactors asynchronously.

## 4.2 Performance Predictability

### 4.2.1 Predictability with Program Formulations

In this section, we show an experiment in which we vary the size of a multi-transfer transaction by increasing the number of destination accounts. Each destination is chosen on a different container out of the seven in our shared-nothing deployment. The latency for the different application program formulations is outlined in Figure 5. The observed curves match the trends predicted by the cost equation in Section 2.4. First, as we increase transaction size, the

processing and communication costs of a multi-transfer increase linearly across all formulations. Second, the highest latencies overall are for **fully-sync**, and latencies become lower as more asynchronicity is introduced in the formulations by overlapping sub-transaction execution. Third, there is a substantial gap between **partially-async** and **fully-async**, due to asymmetric costs between receiving procedure results and sending procedure invocations to other reactors. The latter manifests because of thread switching costs across cores in the receive code path, as opposed to atomic operations in the send code path. In **opt**, latency is further reduced when compared to **fully-async** by cutting in almost half the processing costs, which have a smaller impact than communication across cores. It is interesting to note that these optimizations can be done on the  $\mu\text{sec}$  scale. The programming model allows a developer to reduce the latency of a transaction from  $86 \mu\text{sec}$  to  $25 \mu\text{sec}$  by simple program reformulations without compromising consistency.

### 4.2.2 Predictability with Physical Configuration

In this section, we show how the configuration of physical distribution can affect the latency of transactions. The cost equation in Section 2.4 models communication costs among reactors, which manifest when reactors are mapped to containers over distinct physical processing elements. We term calls among such physically distributed reactors *remote calls*. By contrast, calls between reactors mapped to the same transaction executor are termed *local calls*.

**Varying Transaction Size.** To highlight the cost differences in remote calls, we consider the **fully-sync** and **opt** multi-transfer formulations. We evaluate two extremes: either destination accounts span all containers (**-remote**) or are on the same container as the source account (**-local**). Figure 6 shows that the cost of **fully-sync-remote** rises sharply because of increase in both processing and communication costs compared to **fully-sync-local**, which only sees an increase in processing cost. There is comparatively a very small difference between **opt-local** and **opt-remote**, since the processing of remote credit sub-transactions is overlapped with the local debit sub-transaction. The extra overhead in **opt-remote** comes from larger, even if partially overlapped, communication and synchronization overheads to invoke the sub-transactions on the remote transaction executors and receive results.

**Varying Degree of Physical Distribution.** In order to better understand the growth in communication costs due to remote calls, we conduct another experiment where we fix the multi-transfer transaction size to seven destination accounts, and then control these accounts so as to span a variable number of containers. Recall that in the deployment for this experiment, each of the seven containers has exactly one transaction executor pinned to a hardware thread. We use the **fully-sync** formulation of multi-transfer, so we expect to see higher latencies as a larger number of the credits to the seven destination accounts are handled by remote transaction executors.

We experiment with three variations for selecting destination accounts for our multi-transfer transaction as we vary the number  $k$  of transaction executors spanned from one to seven. The first variant, **round-robin remote**, performs  $7 - k + 1$  local debit calls by choosing accounts mapped to the first container, and  $k - 1$  remote calls by choosing accounts round-robin among the remaining containers. The second variant, **round-robin all**, performs  $\lceil 7/k \rceil$  local calls and  $\lfloor 7/k \rfloor$  remote calls. Finally, we measure an expected value for latency by selecting destination accounts with a uniform distribution, termed **random**.

Figure 7 shows the resulting latencies. We observe a smooth growth in the latency for **round-robin remote**, since we increase the number of remote calls exactly by one as we increase the number of transaction executors spanned. The behavior for **round-robin**



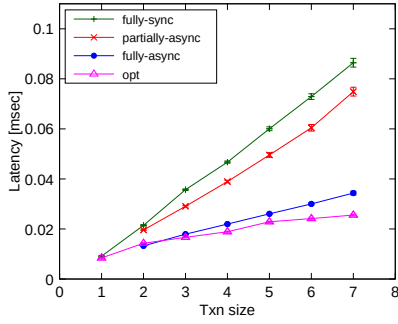


Figure 5: Latency for transactions varies predictably with size and different user program formulations.

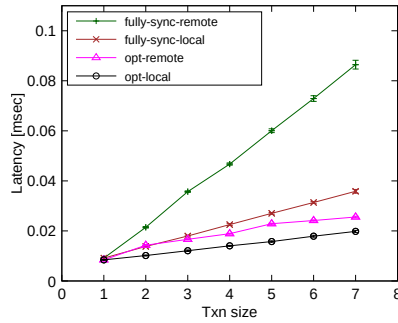


Figure 6: Latency for transactions varies predictably with size and different target reactors.

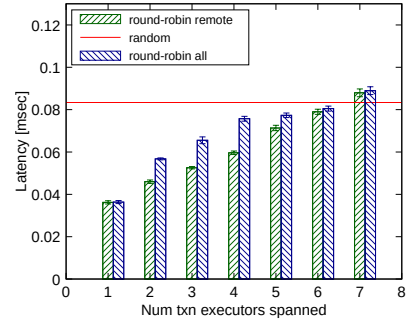


Figure 7: Latency for transactions of fixed size varies predictably with distribution of target reactors.

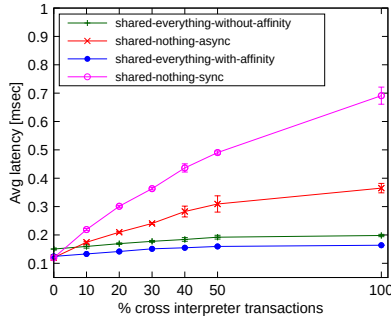


Figure 11: Latency of cross-reactor new-order transactions

all differs in an interesting way. For two transaction executors spanned, round-robin all performs three remote calls and four local calls. While round-robin all performs four remote calls and three local calls for three transaction executors, the method performs five remote calls and two local calls for both five and six transaction executors spanned. These effects are clearly reflected in the measured latencies. For random, the expected number of remote calls is between six and seven, which is again tightly confirmed by the latency of the multi-transfer transaction in Figure 7.

In summary, we observe that the number of remote calls strongly influences transaction latency. In our programming model, these worst-case latencies are always abstracted to the programmer by calls to different reactors, allowing for reasoning on program restructuring and communication overlapping. In addition, REACTDB allows administrators to configure container deployments leading to highly predictable latencies for transactions at the microsecond level.

## 4.3 Virtualization of Database Architecture

### 4.3.1 Scalability

In this section, we evaluate the scalability of REACTDB across multiple cores for the three database architecture deployments described in Section 3.3.

**Transactional Scale-Up.** Figures 8 and 9 show the average transaction throughputs and latencies of running the TPC-C transaction mix as we increase the number of warehouses (reactors). We observe that the shared-everything-without-affinity deployment exhibits the worst throughput and latency scalability among the deployments selected. This effect is a consequence of shared-everything-without-affinity’s poor ability to exploit memory access affinities within each transaction executor, given round-robin routing of transactions. On the other hand, shared-everything-with-affinity and

shared-nothing-async both take advantage of access affinities and behave similarly. We see that shared-everything-with-affinity is slightly superior to shared-nothing-async. The difference lies in the relative costs in these deployments of sub-transaction invocations vs. direct memory access of data for remote warehouses. For scale factor 1, there are no cross-reactor transactions, and the performance of the two deployments is identical. From scale factor 2 onwards, the probabilities of cross-reactor transactions range between 0% to 10% (there is a 1% chance of items in new-order being remote and a 15% chance for customer lookups in payment). In shared-nothing-async, a sub-transaction call is routed to its corresponding transaction executor, incurring context switching and communication overheads. By contrast, since shared-everything-with-affinity executes the sub-transaction in the root transaction executor, the remote call costs are traded off for the relatively smaller costs of cache pressure. We also ran the experiment with all the transaction classes in the TPC-C mix invoking sub-transactions synchronously in the shared-nothing deployment to model shared-nothing-sync configuration described in Section 3.3. However, the throughput and latency of this configuration was close (within the variance bars) to the shared-nothing-async configuration because of the low percentage of cross-container calls in the default TPC-C mix. We hence omit the curve from Figures 8 and 9 for brevity.

**Effect of Affinity.** To further drill down into the issue of affinity of reactors to transaction executors, we ran an experiment in which we vary the number of transaction executors deployed in shared-everything-without-affinity, but keep the scale factor of TPC-C at one with a single client worker (figure omitted due to space constraints). In such a setup, for  $k$  transaction executors deployed, the load balancing router ensures the  $n$ -th request is sent to transaction executor  $n \bmod k$ . We found that with two transaction executors throughput drops to 86% compared to one transaction executor and progressively degrades to 40% for 16 transaction executors. This result highlights the importance of maintaining affinity of transaction execution for high performance, especially in a NUMA machine.

**Containerization Overheads.** To account for the overhead of containerization, we also ran REACTDB while submitting empty transactions with concurrency control disabled. We observe roughly constant overhead per transaction invocation across scale factors of around 22  $\mu$ sec. Even though for the setup with TPC-C this overhead would correspond to close to 18%, we measured that thread switching overhead between the worker and transaction executor across different cores is a largely dominant factor and is dependent on the machine used. When compared with executing the TPC-C application code directly within the database kernel without any

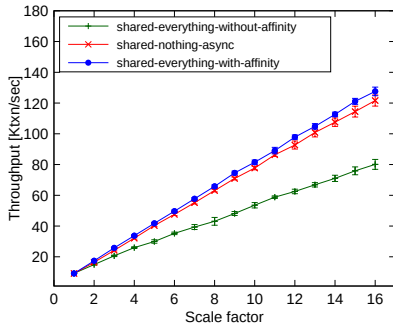


Figure 8: TPC-C throughput with varying deployments

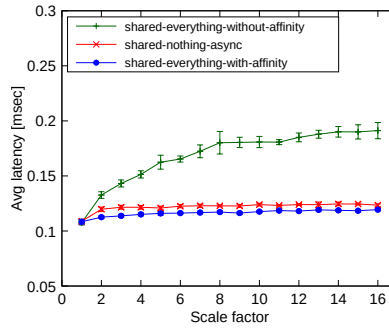


Figure 9: TPC-C latency with varying deployments

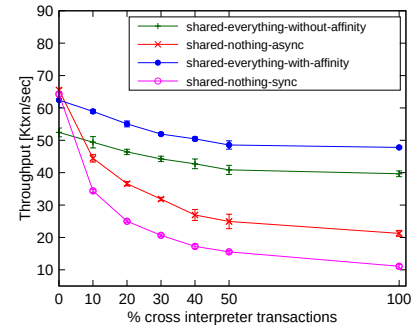


Figure 10: Throughput of cross-reactor new-order transactions

process separation, as in Silo, the overhead is significant, but if a database engine with kernel thread separation is assumed, as is the normal case, the overhead is negligible.

### 4.3.2 Effect of Cross-Reactor Transactions

In this section, we evaluate the impact of cross-reactor transactions on the performance of the different database architectures. We also validate that the promise of performance predictability of the reactor model is maintained across various deployments and programs. For clarity, we focus exclusively on new-order transactions. To vary the percentage of cross-reactor new-order transactions, we vary the probability that a single item in the transaction is drawn from a remote warehouse (the remote warehouses are again chosen with an equal probability). Each new-order consists of between 5-15 items.

**Varying Deployments and Programs.** Figures 10 and 11 show the throughput and latency, respectively, of running the TPC-C benchmark with 100% new-order transactions at scale factor 8. Since REACTDB uses Silo’s OCC protocol and owing to the low contention in TPC-C even upon increasing the number of remote items, we would expect the throughput and latency of *shared-everything-with-affinity* to be agnostic to changes in the proportion of cross-reactor transaction as per the results in [39]. However, we see a gradual decrease in the throughput and an increase in the latency for all the deployments. This happens because of the remote memory latency in the NUMA machine we employ. Note that this effect can be cleanly understood by a developer by reasoning on the cross-reactor calls using the computational cost model of reactors (Figure 3). One would expect the latency of a transaction with  $(x + dx)\%$  cross-reactor calls to be greater than or equal to the latency of a transaction with  $x\%$  such calls.

We observe further that both *shared-nothing-sync* and *shared-nothing-async* configurations exhibit the same latency and throughput at 0% cross-reactor transactions as *shared-everything-with-affinity*. However, there is a sharp drop in the performance of *shared-nothing* deployments from 0% to 10% cross-reactor transactions. This effect is in line with our previous observation that sub-transaction invocations require expensive migration of control in contrast to both *shared-everything-without-affinity* and *shared-everything-with-affinity*. The performance drop of *shared-nothing* deployments flattens out between 10% and 100% cross-reactor transactions. This degradation is less pronounced than what was observed in [39] for a partitioned store with global partition locks. We believe that this difference stems from the use of OCC in both *shared-nothing* deployment variants, allowing for more concurrency. Note that the abort rate for all the different deployments remained below 1%, highlighting the limited amount of contention on actual items.

We observe that *shared-nothing-async* exhibits higher resilience to increase in cross-reactor transactions when compared with *shared-nothing-sync*. Both latency and throughput of *shared-nothing-async* are better by roughly a factor of two at 100% cross-reactor transactions. This is because *shared-nothing-async* employs new-order transactions with asynchronous sub-transaction invocations on remote warehouse reactors, and tries to overlap remote sub-transaction invocation with execution of logic locally on a warehouse reactor. This demonstrates how application programs can leverage the programming model to engineer predictable application code using reactors with different performance characteristics.

## 5. RELATED WORK

**In-memory OLTP Databases.** H-Store [37] and HyPer [20] follow an extreme *shared-nothing* design by having single-threaded execution engines responsible for each data partition. As a result, single-partition transactions are extremely fast, but multi-partition transactions and skew greatly affect system throughput. LADS [43] improves upon this limitation by merging transaction logic and eliminating multi-partition synchronization through dynamic analysis of batches of specific transaction classes. In contrast to these *shared-nothing* engines, *shared-everything* lock-based OLTP systems specifically designed for multi-cores, such as DORA [28] and PLP [29], advocate partitioning of internal engine data structures for scalability. Orthrus [32] partitions only the lock manager and utilizes a message-passing design for lock acquisition to reduce lock contention across multiple cores for contended workloads. Overall, a major distinction between all these OLTP databases and REACTDB is that these systems operate on a logical *shared-memory* programming model and hence cannot guarantee performance predictability across varying application classes as explained in Section 2.4. REACTDB, on the other hand, exposes a logical programming model using relational actors to the application developer that allows for the expression of intra-transaction parallelism. In addition, REACTDB is not restricted to specific transaction classes, supporting transactions with, e.g., user-defined aborts, conditionals, and range queries. In contrast to the baked-in architectural approach of earlier engines, REACTDB borrows the highly-scalable OCC implementation of Silo [39], building on top of it a virtualization layer that allows for flexible architectural deployments, e.g., as a classic *shared-everything* engine, a *shared-nothing* engine, or an affinity-based *shared-everything* engine. The reactor programming model and REACTDB are a refinement and realization of our earlier vision of transactional partitioning [33].

**Transactional Partitioned Data Stores.** A class of systems provides transactional support over key-value stores as long as keys are

co-located in the same machine or key group [10, 11]. Warp [15], in contrast, provides full transaction support with nested transactions, but limits query capabilities, e.g., no predicate reads are provided nor relational query support. The limited transactional support and low-level storage-based programming model make it difficult to express OLTP applications as opposed to the reactor programming model, which provides serializable transactions with relational query capabilities. Recent work has also focused on enhancing concurrency through static analysis of transaction programs [25, 45]. The latter work could be assimilated in the implementation of REACTDB’s concurrency control layers as future work.

**Asynchronous Programming.** As mentioned previously, reactors are a novel restructuring in the context of databases of the actor model [2]. In contrast to regular actors, reactors comprise an explicit memory model with transactions and relational querying, substantially simplifying program logic. These features make the reactor model differ significantly from the virtual actors of Orleans [5] and from other actor-based frameworks [4, 17]. As explained in Section 2.2, reactors are related to the early work on Argus [23]; however, other than offering relational state representation, the semantics of sub-transactions in reactors differ, and our model provides a logical abstraction for performance predictability that can be virtualized in multiple database configurations in REACTDB.

**Database Virtualization.** Virtualization of database engines for cloud computing has focused on a particular target database architecture, e.g., shared-nothing databases with transactional support only within partitions [6] or distributed control architectures with weaker consistency guarantees [21]. By contrast, REACTDB offers database administrators the possibility to configure database architecture itself by our containerization mechanism, while maintaining a high degree of transaction isolation. Our results support recent observations of low overhead of use of container mechanisms together with an in-memory database [26], while showing that even more flexibility in database architecture can be achieved at negligible cost.

The design of REACTDB is reminiscent of work on OLTP on hardware islands [31] and on the cost of synchronization primitives [12]. Our work provides a solution for low-level control of the effects of hardware heterogeneity through a clear programming model with latency predictability.

## 6. CONCLUSION

In this paper, we introduced reactors, a new relational abstraction for performance predictability in in-memory databases. This abstraction exposes an asynchronous programming model allowing for flexible program design while maintaining serializability of transactions. We presented the design of REACTDB, the first implementation of reactors. REACTDB allows for flexible and controllable database architecture configuration at deployment time. Our experiments demonstrate the performance predictability of our approach as well as high transactional scale-up across multiple cores, particularly for database architectures exploiting program-to-data affinity.

## 7. REFERENCES

- [1] A. Aggarwal and J. S. Vitter. The input/output complexity of sorting and related problems. *Commun. ACM*, 31(9):1116–1127, 1988.
- [2] G. Agha. *Actors: A Model of Concurrent Computation in Distributed Systems*. MIT Press, Cambridge, MA, USA, 1986.
- [3] M. Alomari, M. J. Cahill, A. Fekete, and U. Röhm. The cost of serializability on platforms that use snapshot isolation. In *Proc. ICDE*, pages 576–585, 2008.
- [4] J. Armstrong. Erlang. *Commun. ACM*, 53(9):68–75, 2010.
- [5] P. Bernstein, S. Bykov, A. Geller, G. Kliot, and J. Thelin. Orleans: Distributed virtual actors for programmability and scalability. Technical Report MSR-TR-2014-41, Microsoft Research, 2014.
- [6] P. A. Bernstein, I. Cseri, N. Dani, N. Ellis, A. Kalhan, G. Kakivaya, D. B. Lomet, R. Manne, L. Novik, and T. Talius. Adapting microsoft SQL server for cloud computing. In *Proc. ICDE*, pages 1255–1263, 2011.
- [7] P. A. Bernstein, V. Hadzilacos, and N. Goodman. *Concurrency Control and Recovery in Database Systems*. Addison-Wesley, 1987.
- [8] A. Brook. Low-latency distributed applications in finance. *Commun. ACM*, 58(7):42–50, 2015.
- [9] C. Curino, E. Jones, Y. Zhang, and S. Madden. Schism: A workload-driven approach to database replication and partitioning. *PVLDB*, 3(1-2):48–57, Sept. 2010.
- [10] S. Das, D. Agrawal, and A. El Abbadi. G-store: a scalable data store for transactional multi key access in the cloud. In *Proc. ACM SoCC*, pages 163–174, 2010.
- [11] S. Das, A. El Abbadi, and D. Agrawal. Elastras: An elastic transactional data store in the cloud. In *Workshop on Hot Topics in Cloud Computing, HotCloud*, 2009.
- [12] T. David, R. Guerraoui, and V. Trigonakis. Everything you always wanted to know about synchronization but were afraid to ask. In *Proc. SOSP*, pages 33–48, 2013.
- [13] D. E. Difallah, A. Pavlo, C. Curino, and P. Cudré-Mauroux. Oltp-bench: An extensible testbed for benchmarking relational databases. *PVLDB*, 7(4):277–288, 2013.
- [14] E. N. Elnozahy, L. Alvisi, Y. Wang, and D. B. Johnson. A survey of rollback-recovery protocols in message-passing systems. *ACM Comput. Surv.*, 34(3):375–408, 2002.
- [15] R. Escrava, B. Wong, and E. G. Sires. Warp: Lightweight multi-key transactions for key-value stores. *CoRR*, abs/1509.07815, 2015.
- [16] H-store supported benchmarks (smallbank), Feb. 2016.
- [17] Y. Hayduk, A. Sobe, and P. Felber. Dynamic message processing and transactional memory in the actor model. In *Proc. DAIS*, pages 94–107, 2015.
- [18] J. M. Hellerstein, M. Stonebraker, and J. R. Hamilton. Architecture of a database system. *Foundations and Trends in Databases*, 1(2):141–259, 2007.
- [19] R. Johnson, I. Pandis, N. Hardavellas, A. Ailamaki, and B. Falsafi. Shore-mt: A scalable storage manager for the multicore era. In *Proc. EDBT*, pages 24–35, 2009.
- [20] A. Kemper and T. Neumann. Hyper: A hybrid oltp&olap main memory database system based on virtual memory snapshots. In *Proc. ICDE*, pages 195–206, 2011.
- [21] D. Kossmann, T. Kraska, and S. Loesing. An evaluation of alternative architectures for transaction processing in the cloud. In *Proc. ACM SIGMOD*, pages 579–590, 2010.
- [22] P. Larson, editor. *IEEE Data Engineering Bulletin: Special Issue on Main-Memory Database Systems*, volume 36, number 2, 2013.
- [23] B. Liskov, D. Curtis, P. Johnson, and R. Scheifler. Implementation of argus. In *Proc. SOSP*, pages 111–122, 1987.
- [24] B. Liskov and L. Shriram. Promises: Linguistic support for efficient asynchronous procedure calls in distributed systems. In *Proc. PLDI*, pages 260–267, 1988.
- [25] S. Mu, Y. Cui, Y. Zhang, W. Lloyd, and J. Li. Extracting more

- concurrency from distributed transactions. In *Proc. OSDI*, pages 479–494, 2014.
- [26] T. Mühlbauer, W. Rödiger, A. Kipf, A. Kemper, and T. Neumann. High-performance main-memory database systems and modern virtualization: Friends or foes? In *Proc. DanaC*, pages 4:1–4:4, 2015.
- [27] V. R. Narasayya, S. Das, M. Syamala, B. Chandramouli, and S. Chaudhuri. SQLVM: performance isolation in multi-tenant relational database-as-a-service. In *Proc. CIDR*, 2013.
- [28] I. Pandis, R. Johnson, N. Hardavellas, and A. Ailamaki. Data-oriented transaction execution. *PVLDB*, 3(1-2):928–939, 2010.
- [29] I. Pandis, P. Tözün, R. Johnson, and A. Ailamaki. Plp: Page latch-free shared-everything oltp. *PVLDB*, 4(10):610–621, July 2011.
- [30] A. Pavlo, C. Curino, and S. Zdonik. Skew-aware automatic database partitioning in shared-nothing, parallel oltp systems. In *Proc. ACM SIGMOD*, pages 61–72, 2012.
- [31] D. Porobic, I. Pandis, M. Branco, P. Tözün, and A. Ailamaki. OLTP on hardware islands. *PVLDB*, 5(11):1447–1458, 2012.
- [32] K. Ren, J. M. Faleiro, and D. J. Abadi. Design principles for scaling multi-core OLTP under high contention. In *Proc. ACM SIGMOD*, pages 1583–1598, 2016.
- [33] V. Shah. Transactional partitioning: A new abstraction for main-memory databases. In *Proc. VLDB PhD Workshop, Hangzhou, China*, 2014.
- [34] R. Shoup and D. Pritchett. The ebay architecture. In *SD Forum*, 2006.
- [35] E. G. Sireer. Nosql meets bitcoin and brings down two exchanges: The story of flexcoin and poloniex, 2014. Available at: <http://hackingdistributed.com/2014/04/06/another%2Done%2Dbites%2Dthe%2Ddust%2Dflexcoin/>.
- [36] M. Stonebraker. New opportunities for new SQL. *Commun. ACM*, 55(11):10–11, 2012.
- [37] M. Stonebraker, S. Madden, D. J. Abadi, S. Harizopoulos, N. Hachem, and P. Helland. The end of an architectural era: (it’s time for a complete rewrite). In *Proc. VLDB*, pages 1150–1160, 2007.
- [38] The TPC-C benchmark, Feb. 2016.
- [39] S. Tu, W. Zheng, E. Kohler, B. Liskov, and S. Madden. Speedy transactions in multicore in-memory databases. In *Proc. SOSP*, pages 18–32, 2013.
- [40] P. D. V. Federation at flickr (doing billions of queries per day). In *MySQL Conference*, 2007.
- [41] G. Weikum and G. Vossen. *Transactional Information Systems: Theory, Algorithms, and the Practice of Concurrency Control and Recovery*. Morgan Kaufmann, 2002.
- [42] W. M. White, C. Koch, N. Gupta, J. Gehrke, and A. J. Demers. Database research opportunities in computer games. *SIGMOD Record*, 36(3):7–13, 2007.
- [43] C. Yao, D. Agrawal, G. Chen, Q. Lin, B. C. Ooi, W. Wong, and M. Zhang. Exploiting single-threaded model in multi-core in-memory systems. *IEEE Trans. Knowl. Data Eng.*, 28(10):2635–2650, 2016.
- [44] X. Yu, G. Bezerra, A. Pavlo, S. Devadas, and M. Stonebraker. Staring into the abyss: An evaluation of concurrency control with one thousand cores. *PVLDB*, 8(3):209–220, 2014.
- [45] Y. Zhang, R. Power, S. Zhou, Y. Sovran, M. K. Aguilera, and J. Li. Transaction chains: achieving serializability with low latency in geo-distributed storage systems. In *Proc. SOSP*, pages 276–291, 2013.
- [46] W. Zheng, S. Tu, E. Kohler, and B. Liskov. Fast databases with fast durability and recovery through multicore parallelism. In *Proc. OSDI*, pages 465–477, 2014.

## A. EQUIVALENCE OF MODELS

In the reactor model, two sub-transactions *conflict* iff the basic operations of at least one of them contain a write and the basic operations of both of them reference the same named item in the same reactor. Under this extended notion of a conflict, the definition of history, serial history, equivalence of histories and a serializable history in the reactor model are the same as their definitions in the classic transactional model [7], but with sub-transactions replacing basic operations.

With these definitions in place, we now show that serializability of transactions in reactor model is equivalent to serializability of an appropriately defined projection into the classic transactional model.

**Definition 3.** *The projection of a basic operation  $o$  from the reactor model to the classic transactional model, denoted by  $P(o)$ , is defined as:*

1.  $P(r_{i,j}^k[x]) = r_i[k \circ x]$
2.  $P(w_{i,j}^k[x]) = w_i[k \circ x]$
3.  $P(c_i) = c_i$
4.  $P(a_i) = a_i$

where  $\circ$  denotes concatenation.

The definition provides a name mapping from the partitioned address space of reactors to a single address space, which is done by concatenating the reactor identifier with name for a data item.

**Definition 4.** *The projection of a sub-transaction  $ST_{i,j}^k$  from the reactor model to the classic transactional model, denoted by  $P_S(ST_{i,j}^k)$  is a partial order with ordering relation  $<_S^{i,j}$ :*

1.  $P_S(ST_{i,j}^k) \subseteq \{P(o) \mid o \in \text{basic\_ops}(ST_{i,j}^k)\}$ ;
2. if  $o_1 \in ST_{i,j}^k \wedge o_2 \in ST_{i,j}^k \wedge o_1 <_{i,j} o_2 \wedge o_1, o_2$  are reads or writes, then  $P(o_1) <_S^{i,j} P(o_2)$ ;
3. if  $ST_{i,j}^{k'} \in ST_{i,j}^k$ , then  $<_S^{i,j}$  is extended by  $<_S^{i,j'}$ ;
4. if  $o_1 \in ST_{i,j}^k \wedge o_1$  is a read or a write  $\wedge ST_{i,j}^{k'} \in ST_{i,j}^k \wedge o_1 <_{i,j} ST_{i,j}^{k'}$ , then  $P(o_1) <_S^{i,j} P_S(ST_{i,j}^{k'})$ ;
5. if  $ST_{i,j}^{k'} \in ST_{i,j}^k \wedge o_2 \in ST_{i,j}^k \wedge o_2$  is a read or a write  $\wedge ST_{i,j}^{k'} <_{i,j} o_2$ , then  $P_S(ST_{i,j}^{k'}) <_S^{i,j} P(o_2)$ .

**Definition 5.** *The projection of a transaction  $T_i$  from the reactor model to the classic transactional model, denoted by  $P_T(T_i)$  is a partial order with ordering relation  $<_T^i$ :*

1.  $P_T(T_i) \subseteq (\bigcup_{ST_{i,j}^k \in T_i} P_S(ST_{i,j}^k)) \cup \{P(o) \mid o \in T_i \wedge o \text{ is a commit or abort}\}$ ;
2.  $<_T^i$  is extended by  $\bigcup_{ST_{i,j}^k \in T_i} <_S^{i,j}$ ;
3. if  $ST_{i,j}^k \in T_i \wedge ST_{i,j}^{k'} \in T_i \wedge ST_{i,j}^k <_i ST_{i,j}^{k'} \wedge o_1 \in P_S(ST_{i,j}^k) \wedge o_2 \in P_S(ST_{i,j}^{k'})$ , then  $o_1 <_T^i o_2$ ;
4. if  $t$  is  $c_i$  or  $a_i$  (whichever is in  $P_T(T_i)$ ), for any further operation  $p \in P_T(T_i)$ ,  $p <_T^i t$ .

The definitions unroll all sub-transactions in the reactor model into read and write operations in the classic transactional model while maintaining ordering constraints of transactions and sub-transactions.

**Definition 6.** The projection of a history  $H$  over a set of transactions  $T = \{T_1, T_2, \dots, T_n\}$ , in the reactor model to the classic transactional model, denoted by  $P(H)$  is a partial order with ordering relation  $<_{P_H}$  over a set of transactions  $T' = \{P_T(T_1), P_T(T_2), \dots, P_T(T_n)\}$  iff:

1.  $P_{P_H}(H) = \bigcup_{i=1}^n P_T(T_i)$ ;
2.  $<_{P_H}$  is extended by  $\bigcup_{i=1}^n <_{T_i}^i$ ;
3. if  $o_1 \in P_S(ST_{i,j}^k) \wedge o_2 \in P_S(ST_{i',j'}^{k'}) \wedge ST_{i,j}^k \in T_i \wedge ST_{i',j'}^{k'} \in T_{i'} \wedge ST_{i,j}^k <_H ST_{i',j'}^{k'}$ , then  $o_1 <_{P_H} o_2$  as long as  $o_1$  and  $o_2$  conflict.

**Theorem 1.** A history  $H$  is serializable in the reactor model iff its projection  $H' = P(H)$  in the classic transactional model is serializable.

*Proof.* Let us assume  $H$  is serializable and  $H'$  is not serializable. From the serializability theorem, since  $H$  is serializable, the serializability graph of  $H$  ( $SG(H)$ ) is acyclic; since the projected history  $H'$  is not serializable, the serializability graph  $SG(H')$  must be cyclic. Therefore, there must exist a cycle  $T'_i \rightarrow \dots \rightarrow T'_j \rightarrow \dots \rightarrow T'_i$ . Since the graph is built on operations of the classic transactional model, then there must be conflicting operations  $o'_i <_{P_H} \dots <_{P_H} o'_j <_{P_H} \dots <_{P_H} o'_i$ . By condition (3) of Definition 6, there must exist sub-transactions  $ST_{i,l}^k \in T_i$  and  $ST_{j,l'}^{k'} \in T_j$  such that  $ST_{i,l}^k <_H \dots <_H ST_{j,l'}^{k'} <_H \dots <_H ST_{i,l}^k$ . As a result,  $SG(H)$  must be cyclic, and we arrive at a contradiction. To show the reverse direction, it is simple to follow a similar argument, but starting with a cyclic graph in  $SG(H)$  and showing that  $SG(H')$  must be cyclic as well in contradiction.  $\square$

Additionally, it is straightforward to construct projections from transactions and histories in the classic transactional model to the reactor model, e.g., by considering all operations to belong to a single reactor or by wrapping all operations in sub-transactions. Thus, our model does not lose in expressivity when compared to the classic model.