
Variational Dropout Sparsifies Deep Neural Networks

Dmitry Molchanov*

DMITRY.MOLCHANOV@SKOLKOVOTECH.RU

Skolkovo Institute of Science and Technology, Skolkovo Innovation Center, Building 3, Moscow 143026, Russia

Arsenii Ashukha*

ARS.ASHUHA@PHYSTECH.EDU

Moscow Institute of Physics and Technology, 9 Institutskiy per., Dolgoprudny, Moscow Region, 141701, Russia

Dmitry Vetrov

DVETROV@HSE.RU

National Research University Higher School of Economics, 3 Kochnovskiy Proezd, Moscow, 125319, Russia

* equal contribution

Abstract

We explore recently proposed variational dropout technique which provided an elegant Bayesian interpretation to dropout. We extend variational dropout to the case when dropout rate is unknown and show that it can be found by optimizing evidence variational lower bound. We show that it is possible to assign and find individual dropout rates to each connection in DNN. Interestingly such assignment leads to extremely sparse solutions both in fully-connected and convolutional layers. This effect is similar to automatic relevance determination (ARD) effect in empirical Bayes but has a number of advantages. We report up to 128 fold compression of popular architectures without a large loss of accuracy providing additional evidence to the fact that modern deep architectures are very redundant.

1. Introduction

Deep neural networks are a flexible family of models that easily scale with a large number of parameters and data points and can recover complex non-linear patterns from the data. However, great flexibility of neural networks makes them prone to overfitting. Nowadays, several regularization techniques exist to prevent it. One of the most popular ones is Dropout (Hinton et al., 2012) and its different modifications, e.g. Gaussian Dropout (Srivastava et al., 2014) and Fast Gaussian Dropout (Wang & Manning, 2013). Dropout introduces noise into a model and optimizes loss function under stochastic setting.

Dropout-based methods help us to reduce overfitting but still require tuning of hyperparameters, or so-called

dropout rates. We can tune dropout rates using cross-validation. However, the complexity of this procedure is exponential in number of hyperparameters, so it is problematic to set different dropout rates to each layer, not to mention individual dropout rates for each neuron or weight. Recently it was shown that dropout can be seen as a special case of Bayesian regularization (Gal & Ghahramani, 2015; Kingma et al., 2015). It is an important theoretical result, which justifies dropout and at the same time allows us to tune individual dropout rates for each weight, neuron or layer in a Bayesian way.

Instead of injecting noise we can regularize a model via reducing the number of parameters. This technique is especially attractive in the case of deep neural networks. Modern neural networks can contain hundreds of millions of parameters (Szegedy et al., 2015; He et al., 2015) and require a lot of computational and memory resources. It restricts us from using deep neural nets when those resources are limited. Training sparse neural networks leads to regularization, compression and acceleration of the model (Scardapane et al., 2016). Most recent works on sparse neural networks use LASSO or elastic net regularization (Lebedev & Lempitsky, 2015; Liu et al., 2015; Scardapane et al., 2016; Wen et al., 2016b). However, these methods still require tuning of hyperparameters. Another way to obtain a sparse solution is to use the Sparse Bayesian Learning framework (Tipping, 2001). It allows us to dramatically decrease the number of parameters and obtain a sparse solution without manual tuning of hyperparameters.

During past several years, a number of papers (Hoffman et al., 2013; Kingma & Welling, 2013; Rezende et al., 2014) on scalable variational inference have appeared. These techniques make it possible to train Bayesian Deep Neural Nets using stochastic optimization and provide us an opportunity to transfer classical Bayesian regularization techniques from simple models to DNNs.

In this paper, we study Variational Dropout in the case when each weight of a model has its individual dropout rate and generalize this technique for all possible values of dropout rates. Our main contributions and results are summarized below:

- We apply Variational Dropout to tune individual dropout rates for each weight of a model
- We propose a way to reduce the variance of stochastic gradient that leads to faster convergence and a better result
- We provide a new approximation to the KL-divergence term in Variational Dropout objective that is tight for all possible values of dropout rates
- We show theoretically that Variational Dropout applied to linear models can lead to a sparse solution and is similar in spirit to Automatic Relevance Determination
- Our experiments show that Variational Dropout leads to a high level of sparsity in linear models and in various architectures of neural networks

The structure of the paper is as follows. In section 2 we provide an overview of existing works on Bayesian Neural Networks and Dropout-based regularization techniques. In section 3 we briefly describe Stochastic Variational Inference and Variational Dropout. In section 4 we propose a trick for reducing the variance of stochastic variational lower bound gradient and generalize Variational Dropout for all possible values of dropout rates. Then we provide an intuition to the sparsity effect in DNNs and a more strict explanation for the case of linear models and compare our approach to Automatic Relevance Determination in empirical Bayes. Finally, in section 5 we provide experimental results on linear models, fully-connected neural networks and convolutional neural networks.

2. Related Work

Deep Neural Nets are prone to overfitting and regularization is used to fix it. Several successful techniques were proposed for DNN regularization, among them are Dropout (Srivastava et al., 2014), DropConnect (Wan et al., 2013), Max Norm Constraint (Srivastava et al., 2014), Batch Normalization (Ioffe & Szegedy, 2015), etc.

Recent works on Bayesian DNNs (Kingma & Welling, 2013; Rezende et al., 2014; Scardapane et al., 2016) provide different ways to train deep models with a huge number of parameters in a Bayesian way. These techniques can be applied to improve models with latent variables

(Kingma & Welling, 2013), to prevent overfitting and to obtain model uncertainty (Gal & Ghahramani, 2015).

Variational Dropout (Kingma et al., 2015) is an elegant interpretation of Dropout as a special case of Bayesian regularization. This technique allows us to tune dropout rate and can in theory be used to set individual dropout rates for each layer, neuron or even weight. Information Dropout (Achille & Soatto, 2016) makes a connection between information theory and dropout regularization and uses an attention-like mechanism to predict individual dropout rates for each object. Generalized Dropout (Srinivas & Babu, 2016) proposes another Bayesian generalization of Binary Dropout by Bayesian treatment of binary output gates after each neuron. A special case of Generalized Dropout provides a sparse solution, but it can only prune out excessive neurons and not weights. Also the neural network itself is not Bayesian, as there is no Bayesian treatment of model’s weights.

Automatic Relevance Determination was introduced in (Neal, 2012; MacKay et al., 1994), where Markov chain Monte Carlo sampling was used to train small neural networks with ARD regularization on the input layer. This approach was later studied on linear models like the Relevance Vector Machine (Tipping, 2001) and other kernel methods (Van Gestel et al., 2001). In the Relevance Tagging Machine model (Molchanov et al., 2015) Beta prior distribution is used to obtain the ARD effect. It shows that ARD regularization can be utilized in a more general case.

3. Preliminaries

3.1. Bayesian Inference

Consider a dataset \mathcal{D} which is constructed from N pairs of objects $(x_i, y_i)_{i=1}^N$. Our goal is to tune the parameters w of a model $p(y|x, w)$ that predicts y given x and w . In Bayesian Learning we usually have some prior knowledge about model’s weights w , which is expressed in terms of a prior distribution $p(w)$. After data \mathcal{D} arrives, this prior distribution is transformed into a posterior distribution $p(w|\mathcal{D})$.

$$p(w|\mathcal{D}) = \frac{p(w) \prod_{n=1}^N p(y_n|x_n, w)}{\int p(w) \prod_{n=1}^N p(y_n|x_n, w) dw} \quad (1)$$

This process is called *Bayesian Inference*. Computing posterior distribution using the Bayes rule (1) usually involves computation of intractable multidimensional integrals, so we need to use approximation techniques.

One of such techniques is *Variational Inference*. This

approach transforms the inference problem into an optimization problem, where we approximate the posterior distribution using some family of distributions \mathcal{Q} : $D_{KL}(q(w) \| p(w | \mathcal{D})) \rightarrow \min_{q \in \mathcal{Q}}$. Usually \mathcal{Q} is chosen to be a parametric family, so this problem is equivalent to finding the optimal variational parameters θ : $D_{KL}(q_\theta(w) \| p(w | \mathcal{D})) \rightarrow \min_{\theta \in \Theta}$. We do not know $p(w | \mathcal{D})$, so we can't optimize this KL-divergence directly. However, its optimization is equivalent to optimization of so-called *variational lower bound* $\mathcal{L}(\theta)$ (2), which is a lower bound on the model marginal likelihood, or evidence. It is also known as *evidence lower bound*, or ELBO (MacKay, 1992). It consists of two parts, expected log-likelihood $L_{\mathcal{D}}(\theta)$ and KL-divergence $-D_{KL}(q_\theta(w) \| p(w))$, which acts as a regularization term.

$$\mathcal{L}(\theta) = L_{\mathcal{D}}(\theta) - D_{KL}(q_\theta(w) \| p(w)) \rightarrow \max_{\theta \in \Theta} \quad (2)$$

$$L_{\mathcal{D}}(\theta) = \sum_{(x,y) \in \mathcal{D}} \mathbb{E}_{q_\theta(w)} [\log p(y | x, w)] \quad (3)$$

3.2. Stochastic Variational Inference

In case of complex models expectations in (2) and (3) are intractable. Therefore ELBO (2) and its gradients can not be computed exactly. However, it is still possible to estimate them using sampling and optimize ELBO using stochastic optimization.

In order to apply stochastic optimization, we have to get unbiased gradient estimation with low variance. Expectations in (2) and (3) are taken w.r.t. a distribution $q_\theta(w)$ that depends on θ . Therefore gradient w.r.t. θ can't be moved inside this expectation, because estimation becomes biased. Recently, reparameterization trick (Kingma & Welling, 2013) was proposed to achieve an unbiased differentiable minibatch-based Monte Carlo estimator of the expected log-likelihood with small variance.

The main idea is to represent parametric noise $w \sim q(w; \theta)$ as a deterministic differentiable function $w \sim f(\theta, \epsilon)$ of non-parametric noise, which has certain distribution $\epsilon \sim p(\epsilon)$. After applying this trick, gradient operation can be moved inside expectation, which allows us to obtain an unbiased estimation of $\nabla_\theta L_{\mathcal{D}}(q_\theta)$. Here we denote objects from a minibatch as $(\tilde{x}_i, \tilde{y}_i)_{i=1}^M$.

$$L_{\mathcal{D}}(\theta) \simeq L_{\mathcal{D}}^{SGVB}(\theta) = \frac{N}{M} \sum_{i=1}^M \log p(\tilde{y}_i | \tilde{x}_i, f(\theta, \epsilon_i)) \quad (4)$$

$$\nabla_\theta L_{\mathcal{D}}(\theta) \simeq \frac{N}{M} \sum_{i=1}^M \nabla_\theta \log p(\tilde{y}_i | \tilde{x}_i, f(\theta, \epsilon_i)) \quad (5)$$

$$\mathcal{L}(\theta) \simeq \mathcal{L}^{SGVB}(\theta) = L_{\mathcal{D}}^{SGVB} - D_{KL}(q_\theta(w) \| p(w)) \quad (6)$$

In order to further reduce the variance of gradient estimator another technique was proposed in (Kingma et al., 2015). The idea is to sample separate weights for each data-point inside mini-batch. It is computationally hard to do it straight-forward, but it can be done efficiently by moving the noise from weights to activations (Wang & Manning, 2013; Kingma et al., 2015). This technique is known as the Local Reparameterization Trick.

3.3. Variational Dropout

Dropout is one of the most popular regularization methods for deep neural networks. It injects multiplicative random noise Ξ to layer input \mathbf{A} at each iteration of training procedure (Hinton et al., 2012).

$$\mathbf{B} = (\mathbf{A} \odot \Xi) \mathbf{W}, \text{ with } \xi_{ij} \sim p(\xi) \quad (7)$$

Here \mathbf{B} denotes the matrix of activations and \mathbf{W} denotes the weight matrix for this particular layer. Original version of dropout, so-called Bernoulli or Binary Dropout was presented with $\xi_{ij} \sim \text{Bernoulli}(1-p)$ (Hinton et al., 2012). It means that each element of the input matrix is put to zero with probability p , also known as *dropout rate*. Later the same authors reported that Gaussian Dropout with continuous noise $\xi_{ij} \sim \mathcal{N}(1, \alpha = \frac{p}{1-p})$ with corresponding mean and variance works as well (Srivastava et al., 2014). Introducing continuous noise instead of discrete one is important because adding Gaussian noise to the inputs is equivalent to putting Gaussian noise on weights. This procedure can be used to obtain a posterior distribution over the model's weights (Wang & Manning, 2013; Kingma et al., 2015). That is, putting multiplicative Gaussian noise $\xi_{ij} \sim \mathcal{N}(1, \alpha)$ on weight w_{ij} is equivalent to sampling w_{ij} from $q(w_{ij}) = \mathcal{N}(\theta_{ij}, \alpha \theta_{ij}^2)$.

$$\begin{aligned} w_{ij} &= \theta_{ij} \xi_{ij} = \theta_{ij} (1 + \sqrt{\alpha} \epsilon_{ij}) \sim \mathcal{N}(w_{ij} | \theta_{ij}, \alpha \theta_{ij}^2) \\ \epsilon_{ij} &\sim \mathcal{N}(0, 1) \end{aligned} \quad (8)$$

Gaussian Dropout training is equivalent to stochastic optimization of the expected log likelihood (3) in the case when we use the reparameterization trick and draw a single sample $w \sim q(w)$ per minibatch to estimate the expectation. The main idea of Variational Dropout is to use $q(w | \theta, \alpha)$ distribution as a posterior approximation and tune its parameters via stochastic variational inference with special prior on weights. It is done by optimizing ELBO (2). To make the Variational Dropout consistent with Gaussian Dropout if α is fixed (Kingma et al., 2015), the prior distribution $p(w)$ is chosen to be improper log-scale uniform.

$$p(\log |w_{ij}|) = \text{const} \Leftrightarrow p(|w_{ij}|) \propto \frac{1}{|w_{ij}|} \quad (9)$$

It is the only prior distribution that makes variational inference for this model consistent with Gaussian Dropout (Kingma et al., 2015). When parameter α is fixed, the $D_{KL}(q(w|\theta, \alpha) \| p(w))$ term in ELBO (2) does not depend on θ . Maximization of the variational lower bound (2) then becomes equivalent to maximization of the expected log-likelihood (3) with fixed parameter α . It means that Gaussian Dropout training is exactly equivalent to Variational Dropout with fixed α . However, Variational Dropout provides a way to train dropout rate α by optimizing the variational lower bound (2). Interestingly, dropout rate α now becomes a variational parameter, and not a hyperparameter. In theory, it allows us to train individual dropout rates α_{ij} for each layer, neuron or even weight (Kingma et al., 2015). However, authors of the original paper only considered the case when there is a single α for the model and its value is limited ($\alpha \leq 1$).

4. Sparse Models via Variational Dropout

In the original paper, authors reported difficulties in training the model with large value of a single dropout rate α (Kingma et al., 2015) and only considered the case of $\alpha \leq 1$, which corresponds to a binary dropout rate $p \leq 0.5$. However, the case of large α_{ij} is very exciting (here we mean separate α_{ij} per weight or neuron). Having high dropout rates ($\alpha_{ij} \rightarrow +\infty$) corresponds to a binary dropout rate that approaches $p = 1$. It effectively means that corresponding weight or a neuron is always ignored and can be removed from the model. In this section we will consider the case of individual α_{ij} for each weight of the model.

4.1. Additive Noise Reparameterization

Training Neural Networks with Variational Dropout is difficult when dropout rates α_{ij} are large because of a huge variance of stochastic gradients (Kingma et al., 2015). The cause of large gradient variance arises from multiplicative noise. To see it clearly, we can rewrite the gradient of \mathcal{L} w.r.t. θ_{ij} as follows.

$$\frac{\partial \mathcal{L}}{\partial \theta_{ij}} = \frac{\partial \mathcal{L}}{\partial w_{ij}} \cdot \frac{\partial w_{ij}}{\partial \theta_{ij}} \quad (10)$$

In the original parametrization the second multiplier is very noisy.

$$\begin{aligned} w_{ij} &= \theta_{ij}(1 + \sqrt{\alpha_{ij}} \cdot \epsilon_{ij}), \\ \frac{\partial w_{ij}}{\partial \theta_{ij}} &= 1 + \sqrt{\alpha_{ij}} \cdot \epsilon_{ij}, \\ \epsilon_{ij} &\sim \mathcal{N}(0, 1) \end{aligned} \quad (11)$$

We propose a trick that allows us to drastically reduce the variance of this term in a case when α_{ij} is large. Using this

trick we avoid the problem of large gradient variance and can train the model within the full range of $\alpha_{ij} \in (0, +\infty]$ with a much lower variance of a gradient. The idea is to replace the multiplicative noise term $1 + \sqrt{\alpha_{ij}} \cdot \epsilon_{ij}$ with an exactly equivalent additive noise term $\sigma_{ij} \cdot \epsilon_{ij}$, where $\sigma_{ij}^2 = \alpha_{ij}\theta_{ij}^2$ is treated as a new independent variable.

$$\begin{aligned} w_{ij} &= \theta_{ij}(1 + \sqrt{\alpha} \cdot \epsilon_{ij}) = \theta_{ij} + \sigma_{ij} \cdot \epsilon_{ij} \\ \epsilon_{ij} &\sim \mathcal{N}(0, 1), \quad \frac{\partial w_{ij}}{\partial \theta_{ij}} = 1 \end{aligned} \quad (12)$$

From (12) we can see that $\frac{\partial w_{ij}}{\partial \theta_{ij}}$ now has no injected noise, but the distribution over $w \sim q(w_{ij})$ remains exactly the same. The only thing that changed is the parametrization of the approximate posterior. The objective function remains the same, as well as the posterior approximating family. So the model and the task remain the same, but the variance of a stochastic gradient is greatly reduced.

It should be noted that the Local Reparametrization Trick does not depend on parametrization, so it can also be applied here to reduce the variance even further.

4.2. Approximation of KL Divergence

Log-scale uniform prior distribution is an improper prior, so the KL divergence term in the lower bound 2 can only be calculated up to an additive constant C .

$$-D_{KL}(\alpha) = \frac{1}{2} \log \alpha - \mathbb{E}_{\epsilon \sim \mathcal{N}(1, \alpha)} \log |\epsilon| + C \quad (13)$$

The KL divergence term in the lower bound of this model is not tractable, as the $\mathbb{E}_{\epsilon \sim \mathcal{N}(1, \alpha)} \log |\epsilon|$ in (13) can't be computed analytically (Kingma et al., 2015). However, this term can be sampled and then approximated. Authors of the original paper provided two different approximations that are accurate only for small values of alpha ($\alpha \leq 1$). We propose a different approximation (14), which is tight for all values of alpha. Here $\sigma(\cdot)$ denotes a sigmoid function. Different approximations, as well as true value of $-D_{KL}^1$, is presented in Fig. 1.

$$\begin{aligned} -D_{KL}(q(w|\theta, \alpha) \| p(w)) &\approx \\ &\approx 0.64\sigma(1.5(1.3 + \log \alpha)) - 0.5 \log(1 + \alpha^{-1}) + C \end{aligned} \quad (14)$$

One should notice that as α approaches infinity, the KL-divergence approaches a constant. As in this model KL-divergence is defined up to an additive constant, it is con-

¹Obtained by averaging over 10^7 values of ϵ ; variance of the estimation is less than 2×10^{-3}

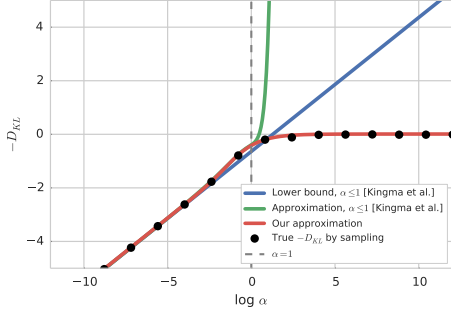


Figure 1. Different approximations of KL divergence: blue and green ones (Kingma et al., 2015) are tight only for $\alpha \leq 1$; black one is true divergence, estimated by sampling; red one is our approximation.

venient to take this constant as a zero-level so that KL-divergence goes to zero when α goes to infinity. It allows us to compare values of \mathcal{L}^{SGVB} for neural networks of different size. For example, if we train a FC network with 100 neurons with Variational Dropout and then add another 100 auxiliary neurons with corresponding weights equal to 0 and α 's equal to $+\infty$, the \mathcal{L}^{SGVB} would remain the same.

4.3. Sparsity

From the Fig. 1 one can see that $-D_{KL}$ term increases with the growth of α . It means that this regularization term favors large values of α .

The case of $\alpha_{ij} \rightarrow \infty$ corresponds to a binary dropout rate $p_{ij} \rightarrow 1$ (recall $\alpha = \frac{p}{1-p}$). Intuitively it means that corresponding weight almost always is dropped from the model, which means that its value does not influence the model during train time.

We can also look at this situation from another angle. Large α_{ij} corresponds to infinitely large multiplicative noise in w_{ij} . It means that the value of this weight will be completely random and its magnitude will be unbounded, which will corrupt model prediction and decrease the expected log likelihood. Therefore it is beneficial to put the corresponding weight θ_{ij} to zero in such way that $\alpha_{ij}\theta_{ij}^2$ goes to zero as well. It means that the marginal distribution of this weight in the posterior is effectively a delta function, centered at zero.

$$\begin{aligned} \theta_{ij} \rightarrow 0, \quad \alpha_{ij}\theta_{ij}^2 \rightarrow 0 \\ \Downarrow \\ q(w_{ij}) \rightarrow \mathcal{N}(0, 0) = \delta(w_{ij}) \end{aligned} \quad (15)$$

Here $\delta(w_{ij})$ denotes the Dirac delta function, centered at zero.

In case of linear regression we provide a strict proof for this fact. In this case there is an analytical expression for variational lower bound. If α is fixed, the optimal value of θ can also be obtained analytically

$$\theta^* = (\mathbf{X}^\top \mathbf{X} + \text{diag}(\mathbf{X}^\top \mathbf{X})\text{diag}(\alpha))^{-1} \mathbf{X}^\top \mathbf{t} \quad (16)$$

Assume that $(\mathbf{X}^\top \mathbf{X})_{ii} \neq 0$, so that this feature is not constant zero. Then from (16) follows that $\alpha_i \rightarrow +\infty \Rightarrow \theta_i = \mathcal{O}(\alpha_i^{-1})$ and both θ_i and $\alpha_i\theta_i^2$ tend to 0.

4.4. Variational Dropout for Fully Connected and Convolutional Layers

Finally, to train a sparse model via Variational Dropout we optimize Variational Dropout objective with the approximation of KL-divergence which is accurate for all values of dropout rate α (14). We applied variational dropout to both convolutional and fully connected layers. To reduce the variance of L^{SGVB} we used a combination of the Local Reparameterization trick and Additive Noise Reparameterization. In order to improve convergence, optimization was performed w.r.t. $(\theta, \log \sigma^2)$. For a fully connected layer Variational Dropout with the Local Reparameterization trick and Additive Noise Reparameterization looks like this:

$$\begin{aligned} b_{ij} &\sim \mathcal{N}(\gamma_{ij}, \delta_{ij}) \\ \alpha_{ij} &= \exp(\log \sigma_{ij}^2 - \log \theta_{ij}^2) \\ \gamma_{ij} &= \sum_{k=1}^K a_{ik}\theta_{kj}, \quad \delta_{ij} = \alpha_{ij} \sum_{k=1}^K a_{ik}^2 \theta_{kj}^2 \end{aligned} \quad (17)$$

Consider now a convolutional layer. Take a single input tensor $A_i^{H \times W \times C}$, a single filter $w_k^{h \times w \times C}$ and corresponding output matrix $b_{ik}^{W' \times H'}$. This filter has corresponding variational parameters $\theta_k^{h \times w \times C}$ and $\sigma_k^{h \times w \times C}$ and dropout rates $\alpha_k^{h \times w \times C}$. Note that in this case A_i , θ_k , σ_k and α_k are tensors. Because of linearity of convolutional layers, it is possible to apply the Local Reparameterization trick. Variational Dropout for convolutional layers then can be expressed in a way, similar to (17)²

$$\begin{aligned} \text{vec}(b_{ik}) &\sim \mathcal{N}(\gamma_{ij}, \delta_{ij}) \\ \alpha_k &= \exp(\log \sigma_k^2 - \log \theta_k^2) \end{aligned} \quad (18)$$

² All $(\cdot)^2$, $\log(\cdot)$, $\exp(\cdot)$ operations are element-wise; \odot denotes element-wise multiplication; $*$ denotes the convolution operation; $\text{vec}(\cdot)$ denotes reshaping of a matrix/tensor into a vector

Table 1. Comparison of different regularization techniques

	Binary DO	Variational DO	RVM
Reg. parameters	hyperparameters	variational parameters	hyperparameters
Model selection	cross validation	VLB maximization	evidence maximization
ARD	no	$q(w_{ij}) = \delta(w_{ij}), \text{ if } \alpha_{ij} \rightarrow +\infty$	$p(w_{ij}) = \delta(w_{ij}), \text{ if } \alpha_{ij} \rightarrow +\infty$
Prior distribution	$p(w_{ij}) = \text{const}, \text{ fixed}$	$p(\log w_{ij}) = \text{const}, \text{ fixed}$	$p(w_{ij}) = \mathcal{N}(0, \alpha_{ij}^{-1}), \text{ is learned}$

$$\gamma_{ik} = \text{vec}(A_i * \theta_k), \quad \delta_{ik} = \text{diag}(\text{vec}(A_i^2 * (\alpha_k \odot \theta_k^2)))$$

During stochastic optimization it is virtually impossible to drive irrelevant weights exactly to zero, so we manually remove all weights with large corresponding alphas.

4.5. Relation to RVM

The only way to tune dropout rates during ordinary dropout training is to use a validation set or cross-validation. However, this approach is computationally intensive and is only practical for a small number of hyperparameters.

On the other hand, Bayesian approach allows us to tune hyperparameters using optimization of a particular objective, known as evidence or marginal likelihood. This procedure is known as empirical Bayes or Evidence framework (MacKay, 1992). With the advances in stochastic variational inference this procedure became scalable, which allowed one to tune a large amount of hyperparameters on a large dataset (Challis & Barber, 2013; Titsias & Lázaro-Gredilla, 2014).

A classical example of such procedure is the Relevance Vector Machine model (RVM, (Tipping, 2001)). The RVM is essentially a Bayesian treatment of L_2 -regularized linear or logistic regression, where each weight has separate regularization parameter α_i . These parameters are tuned by empirical Bayes. Interestingly, during training a lot of parameters α_i go to infinity and corresponding features are excluded from the model since those weights become zero. This effect is known as Automatic Relevance Determination (ARD) effect and is a popular way to construct sparse Bayesian models.

Empirical Bayes is a somewhat counter-intuitive procedure since we optimize prior distribution w.r.t. the observed data. Such trick has a risk of overfitting and indeed it was reported in (Cawley, 2010). However, in our work ARD-effect is achieved by straightforward variational inference rather than by empirical Bayes. Similarly to the RVM, in VDO model dropout rates α_i are responsible for ARD-effect. However, in VDO α_i are parameters of approximate posterior distribution rather than parameters of prior distribution. In our work prior distribution is fixed and does not have any parameters and we tune α_i to obtain a more accurate approximation of posterior distribu-

tion $p(w | D)$. Therefore there is no risk of additional overfitting from model selection unlike in the case of empirical Bayes. A comparative overview of Binary Dropout, Variational Dropout and the RVM is presented in Table 1.

That said, despite this difference, the analytical solution for maximum a posteriori estimation is very similar for the RVM-regression

$$\mathbf{w}^{MAP} = (\mathbf{X}^\top \mathbf{X} + \text{diag}(\boldsymbol{\alpha}))^{-1} \mathbf{X}^\top \mathbf{t} \quad (19)$$

and Variational Dropout Regression

$$\boldsymbol{\theta}^* = (\mathbf{X}^\top \mathbf{X} + \text{diag}(\mathbf{X}^\top \mathbf{X}) \text{diag}(\boldsymbol{\alpha}))^{-1} \mathbf{X}^\top \mathbf{t} \quad (20)$$

Interestingly, the expression for binary dropout-regularized linear regression is exactly the same as (20) if we substitute α_i with $\frac{p_i}{1-p_i}$ (Gal & Ghahramani, 2015).

5. Experiments

Experiments were performed on classification problems using linear models, fully connected and convolutional neural networks. We have explored the relevance determination quality of our algorithm as well as the classification accuracy of the resulting sparse model. Our experiments show that Variational Dropout leads to an extremely sparse model.

5.1. Linear Models

To compare our approach with other standard methods of training sparse models, we made experiments with linear models such as L1 logistic regression (L1-LR) and the Relevance Vector Machine classifier (RVC).

We used 3 datasets for evaluation. MNIST dataset (LeCun et al., 1998) contains 60k 28×28 grayscale pictures handwritten digits (50k for training and 10k for testing). DIGITS (DIGITS¹) (Bache & Lichman, 2013) dataset consists of 1797 grayscale images of handwritten digits with size 8×8 . We also modified DIGITS dataset and constructed NOISE-DIGITS (DIGITS²) dataset that consists of 1797 16×8 grayscale pictures of handwritten digits. It is similar to DIGITS dataset, but contains concatenated Gaussian

Table 2. Test set prediction accuracy and achieved sparsity level for multiclass logistic regression.

Dataset	Accuracy			Sparsity		
	VD-ARD	L1-LR	RVM	VD-ARD	L1-LR	RVM
MNIST*	0.926	0.919	N/A	69.8%	57.8%	N/A
DIGITS ¹	0.937 ± 0.01	0.957 ± 0.01	0.933 ± 0.03	78.9% ± 2.1%	44.0% ± 3.0%	75.5% ± 1.3%
DIGITS ²	0.934 ± 0.01	0.947 ± 0.01	0.907 ± 0.03	88.4% ± 0.7%	56.1% ± 3.9%	86.7% ± 0.4%

* Confidence intervals are not reported, as train-test split of the MNIST dataset is fixed. RVM results are absent, as most available implementations of the RVM can not work with datasets of such size.

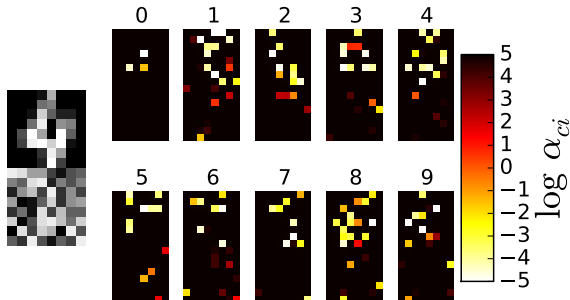


Figure 2. Left: a NOISE-DIGITS object example. Right: trained dropout rates, each heat map corresponds to a weight vector in multiclass model, c is a class label and i is a feature index

noise with the same mean and variance as pixels from the original dataset so that half of the features are irrelevant (see an example in Fig. 2).

Unlike L1-LR and RVC, our model was trained like a DNN by stochastic optimization with Adam (Kingma & Ba, 2014). During test time weights θ_i with the $\log \alpha_i \geq 5$ (which corresponds to binary dropout rate greater or equal to 0.99) were removed. We used cross-validation to find the optimal value of the regularization parameter for L1-LR while RVC and our method do not have hyperparameters. The percentage of removed features and the test set classification accuracy are shown in Table 2. Interestingly, our method removes almost all irrelevant features and achieves higher sparsity level than L1-LR and RVC on all datasets.

To visualize sparsity we show values of learnt dropout rates on Noise DIGITS dataset in Fig. 2. All black points correspond to big dropout rate $\log \alpha \geq 5$ (binary dropout rates $p \geq 0.99$). Large dropout rate removes corresponding weight from a model. All white points correspond to the case of absent noise, and it means that weight is important for a model.

5.2. Fully Connected Neural Nets

We carried out experiments on MNIST handwritten digit classification problem using the same architecture as (Sri-

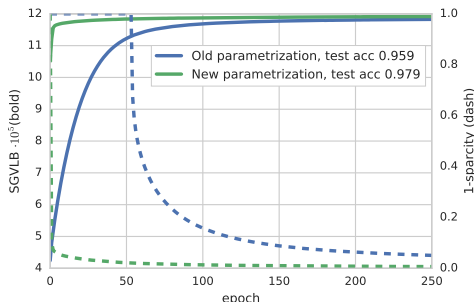


Figure 3. Value of \mathcal{L}^{SGVB} and $1-Sparsity$ for a fully connected neural network with 3 layers on MNIST dataset.

vastava et al., 2014): a fully connected neural network with 2 hidden layers and Leaky ReLU non-linearity. To train binary dropout nets, we followed the dropout hyperparameter recommendations from these earlier publications and use dropout rate $p = 0.5$ for hidden layers and $p = 0.2$ for the input layer.

To train our model we used Adam and tuned learning rate and momentum parameters on the validation set.

We demonstrate the performance of Additive Noise Reparameterization at Fig. 3. It is interesting that the original version of Variational Dropout with our approximation of KL-divergence and with no restriction on alphas also provides a sparse solution. However, our method has much better convergence rate and provides higher sparsity and a better value of the variational lower bound.

Table 3. Test set accuracy on MNIST dataset on 3 layer fully connected neural network with 1000 neurons in hidden layers. "W/O": no regularization; "BD": Binary Dropout; "VD": original version of Variational Dropout (with $\alpha \leq 1$); "VD-ARD": ours

Dropout	W/O	BD	VD	VD-ARD
Error (%)	1.6	1.0	1.2	1.4

On that example we achieved 128 fold compression with 0.4% decrease of accuracy. See Table 3 for more details. The achieved sparsity level for each layer is 98.68%,

99.71% and 92.61% respectively.

5.3. Convolutional Neural Nets

We provide a proof-of-concept application of our method to convolutional neural networks. We used an architecture that is similar to the one, used in (Srivastava et al., 2014), but use smaller size of layers. We used CIFAR-10 classification dataset that contains $70k$ color pictures of size $3 \times 32 \times 32$ ($60k$ for training and $10k$ for testing) and 10 classes. The neural network was constructed from three convolutional layers followed by max-pooling and three fully-connected layers with ReLU non-linearity. Each filter had size $5 \times 5 \times \#channels\ size$ and was applied with stride 1 and padding 2, pooling was applied with window 3×3 and stride 2. We used the binary dropout rates used in (Srivastava et al., 2014) as a reference. We compared a model without any regularization, a model with Binary Dropout on all layers and a model with Binary Dropout on convolutional layers and original Variational Dropout on fully connected layers. We also explored the performance of our method in two scenarios: Binary Dropout on convolutions and our Variational Dropout fully connected layers (VDARD¹) and our Variational Dropout on all layers (VDARD²).

We found it beneficial to rescale the KL-divergence term during training by a scalar term β_t , individual for each training epoch. During the first 10 epochs we used $\beta_t = 0$, then increased β_t linearly from 0 to 1 during epochs 10 to 100 and then fine-tuned the network for another 150 epochs with $\beta_t = 1$. It means that the final objective function remains the same, but the optimization trajectory becomes different. It helps us to avoid a bad local optima that occurs when large gradients of the regularization term overpower the expected log-likelihood gradients, which is a common problem in stochastic variational inference. This problem, as well as that technique, is discussed by (Chen et al., 2016).

Table 4. Test set accuracy on CIFAR-10 dataset on a neural network with 3 convolutional layers followed by 3 fully connected layer. "W/O": no regularization; "BD": Binary Dropout for all layers; "VD": Binary Dropout for convolutional layers and original version of Variational Dropout for FC; "VDARD¹": Binary Dropout for convolutional layers and our version of Variational Dropout for FC; "VDARD²": our version of Variational Dropout for all layers.

Dropout	W/O	BI	VD	VDARD ¹	VDARD ²
Error (%)	23.3	17.9	17.8	17.6	19.8

VDARD¹ achieved 171 fold compression of fully connected layers with sparsity levels 99.1%, 99.86% and 93.6% and performed the best in terms of accuracy. However, the overall compression of the whole model is only 9

fold, as there are still a lot of parameters in convolutional layers.

VDARD² achieved 8.6 fold compression of convolutional layers with sparsity levels 36.7%, 82.0%, 90.1%, and 179 fold compression of fully connected layers with sparsity levels 99.3%, 99.8%, 81.9% respectively. The overall compression is 57 fold. We observed a 2.2% decrease of accuracy in comparison to VDARD¹, which performed the best. See Table 4 for more details.



Figure 4. Sparsity mask of the first channel of filters. Each row corresponds to a convolutional layer. Black pixels correspond to non-zero weights

Also, we demonstrate examples of learned sparsity masks in kernels of convolutions. The first channel of each layer is presented in Fig. 4, for other channels and filters situation is similar.

6. Discussion

Automatic Relevance Determination is a property of some Bayesian models. It occurs in different cases. Previously, it was mostly studied in the case of factorized Gaussian prior in linear models, Gaussian Processes, etc. In the Relevance Tagging Machine model (Molchanov et al., 2015) the same effect was achieved using Beta distributions as a prior. Finally, in this work ARD-effect is reproduced in a completely different setting. We consider a fixed prior and train the model using variational inference. It seems that the cause of the ARD effect in this case is the particular combination of approximate posterior distribution family and prior distribution. This way we can abandon the empirical Bayes approach, that is known to overfit (Cawley, 2010).

We observed that if we allow Variational Dropout to "drop" irrelevant weights automatically, it ends up cutting most of the model weights, especially in fully-connected layers in deep neural networks. This result correlates with results of other authors, who develop methods of training sparse neural networks. In many other works authors report a similar level of network sparsity without hurting the prediction accuracy much (Karen Ullrich, 2017; Wen et al., 2016a; Soravit Changpinyo, 2017). All these results lead to a general conclusion that DNNs are hugely over-parametrized for the tasks we are trying to solve and we could obtain similar results with much smaller models if we knew how to train them well. All these works can also be viewed as a kind of regularization of neural networks, as they restrict

the model complexity. Further investigation of this kind of redundancy may lead to an understanding of generalization properties of DNNs and explain the phenomenon, observed by (Zhang et al., 2016). In that paper authors report that although it seems that modern architectures of DNNs generalize well in practice, they can also easily learn a completely random labelling of data.

One of the downsides of our approach is that there is no trivial and elegant way to induce group sparsity. In the original parametrization, one could share α 's among different weights and try to drop them all together. But, it is not the case in our parametrization. So one of the future work directions is to generalize our approach in a way that allows directly obtain group sparsity. As reported by (Wen et al., 2016a), structured group sparsity is the key to obtaining an efficient GPU implementation of sparse models.

Another direction for future research could be to apply our approach to other neural nets architectures. One of the main questions remains the same. What level of sparsity is it possible to achieve without hurting the prediction performance?

References

- Achille, Alessandro and Soatto, Stefano. Information dropout: learning optimal representations through noise. *arXiv preprint arXiv:1611.01353*, 2016.
- Bache, K and Lichman, M. Uci machine learning repository [http://archive.ics.uci.edu/ml]. university of california, school of information and computer science. Irvine, CA, 2013.
- Cawley, Nicola L. C. Talbot. On over-fitting in model selection and subsequent selection bias in performance evaluation. *Journal of Machine Learning Research*, 11(Jul): 2079–2107, 2010.
- Challis, E and Barber, D. Gaussian kullback-leibler approximate inference. *Journal of Machine Learning Research*, 14:2239–2286, 2013.
- Chen, Xi, Kingma, Diederik P, Salimans, Tim, Duan, Yan, Dhariwal, Prafulla, Schulman, John, Sutskever, Ilya, and Abbeel, Pieter. Variational lossy autoencoder. *arXiv preprint arXiv:1611.02731*, 2016.
- Gal, Yarin and Ghahramani, Zoubin. Dropout as a bayesian approximation: Insights and applications. In *Deep Learning Workshop, ICML*, 2015.
- He, Kaiming, Zhang, Xiangyu, Ren, Shaoqing, and Sun, Jian. Deep residual learning for image recognition. *arXiv preprint arXiv:1512.03385*, 2015.
- Hinton, Geoffrey E, Srivastava, Nitish, Krizhevsky, Alex, Sutskever, Ilya, and Salakhutdinov, Ruslan R. Improving neural networks by preventing co-adaptation of feature detectors. Technical report, 2012.
- Hoffman, Matthew D, Blei, David M, Wang, Chong, and Paisley, John William. Stochastic variational inference. *Journal of Machine Learning Research*, 14(1):1303–1347, 2013.
- Ioffe, Sergey and Szegedy, Christian. Batch normalization: Accelerating deep network training by reducing internal covariate shift. *arXiv preprint arXiv:1502.03167*, 2015.
- Karen Ullrich, Edward Meeds, Max Welling. Soft weight-sharing for neural network compression. *Under review on ICLR 2017*, 2017.
- Kingma, Diederik and Ba, Jimmy. Adam: A method for stochastic optimization. *arXiv preprint arXiv:1412.6980*, 2014.
- Kingma, Diederik P and Welling, Max. Auto-encoding variational bayes. *arXiv preprint arXiv:1312.6114*, 2013.
- Kingma, Diederik P, Salimans, Tim, and Welling, Max. Variational dropout and the local reparameterization trick. In Cortes, C., Lawrence, N. D., Lee, D. D., Sugiyama, M., and Garnett, R. (eds.), *Advances in Neural Information Processing Systems 28*, pp. 2575–2583. Curran Associates, Inc., 2015.
- Lebedev, Vadim and Lempitsky, Victor. Fast convnets using group-wise brain damage. *arXiv preprint arXiv:1506.02515*, 2015.
- LeCun, Yann, Bottou, Léon, Bengio, Yoshua, and Haffner, Patrick. Gradient-based learning applied to document recognition. *Proceedings of the IEEE*, 86(11):2278–2324, 1998.
- Liu, Baoyuan, Wang, Min, Foroosh, Hassan, Tappen, Marshall, and Pinsky, Marianna. Sparse convolutional neural networks. In *Proceedings of the IEEE Conference on Computer Vision and Pattern Recognition*, pp. 806–814, 2015.
- MacKay, David J. C. Bayesian interpolation. *Neural Computation*, 4(3):415–447, 1992.
- MacKay, David JC et al. Bayesian nonlinear modeling for the prediction competition. *ASHRAE transactions*, 100(2):1053–1062, 1994.
- Molchanov, Dmitry, Kondrashkin, Dmitry, and Vetrov, Dmitry. Relevance tagging machine. *Machine Learning and Data Analysis*, 1(13):1877–1887, 2015.

- Neal, Radford M. *Bayesian learning for neural networks*, volume 118. Springer Science & Business Media, 2012.
- Rezende, Danilo Jimenez, Mohamed, Shakir, and Wierstra, Daan. Stochastic backpropagation and approximate inference in deep generative models. *arXiv preprint arXiv:1401.4082*, 2014.
- Scardapane, Simone, Comminiello, Danilo, Hussain, Amir, and Uncini, Aurelio. Group sparse regularization for deep neural networks. *arXiv preprint arXiv:1607.00485*, 2016.
- Soravit Changpinyo, Mark Sandler, Andrey Zhmoginov. The power of sparsity in convolutional neural networks. In *Under review on ICLR 2017*, 2017.
- Srinivas, Suraj and Babu, R. Venkatesh. Generalized dropout. *CoRR*, abs/1611.06791, 2016.
- Srivastava, Nitish, Hinton, Geoffrey E, Krizhevsky, Alex, Sutskever, Ilya, and Salakhutdinov, Ruslan. Dropout: a simple way to prevent neural networks from overfitting. *Journal of Machine Learning Research*, 15(1): 1929–1958, 2014.
- Szegedy, Christian, Liu, Wei, Jia, Yangqing, Sermanet, Pierre, Reed, Scott, Anguelov, Dragomir, Erhan, Dumitru, Vanhoucke, Vincent, and Rabinovich, Andrew. Going deeper with convolutions. In *Proceedings of the IEEE Conference on Computer Vision and Pattern Recognition*, pp. 1–9, 2015.
- Tipping, Michael E. Sparse bayesian learning and the relevance vector machine. *Journal of machine learning research*, 1(Jun):211–244, 2001.
- Titsias, Michalis and Lázaro-Gredilla, Miguel. Doubly stochastic variational bayes for non-conjugate inference. *Proceedings of The 31st International Conference on Machine Learning*, 32:1971–1979, 2014.
- Van Gestel, Tony, Suykens, JAK, De Moor, Bart, and Vandewalle, Joos. Automatic relevance determination for least squares support vector machine regression. In *Neural Networks, 2001. Proceedings. IJCNN'01. International Joint Conference on*, volume 4, pp. 2416–2421. IEEE, 2001.
- Wan, Li, Zeiler, Matthew, Zhang, Sixin, Cun, Yann L, and Fergus, Rob. Regularization of neural networks using dropconnect. In *Proceedings of the 30th International Conference on Machine Learning (ICML-13)*, pp. 1058–1066, 2013.
- Wang, Sida I and Manning, Christopher D. Fast dropout training. In *ICML (2)*, pp. 118–126, 2013.
- Wen, Wei, Wu, Chunpeng, Wang, Yandan, Chen, Yiran, and Li, Hai. Learning structured sparsity in deep neural networks. In *Advances in Neural Information Processing Systems*, pp. 2074–2082, 2016a.
- Wen, Wei, Wu, Chunpeng, Wang, Yandan, Chen, Yiran, and Li, Hai. Learning structured sparsity in deep neural networks. In Lee, D. D., Sugiyama, M., Luxburg, U. V., Guyon, I., and Garnett, R. (eds.), *Advances in Neural Information Processing Systems 29*, pp. 2074–2082. Curran Associates, Inc., 2016b.
- Zhang, Chiyuan, Bengio, Samy, Hardt, Moritz, Recht, Benjamin, and Vinyals, Oriol. Understanding deep learning requires rethinking generalization. *arXiv preprint arXiv:1611.03530*, 2016.