

DAMPE space mission: first data

F.Gargano, on behalf of DAMPE Collaboration
INFN Bari, via Orabona 4, 70125 Bari, Italy

The DAMPE (DARk Matter Particle Explorer) satellite was launched on December 17, 2015 and started its data taking operation a few days later.

DAMPE has a large geometric factor ($\sim 0.3 \text{ m}^2 \text{ sr}$) and provides good tracking, calorimetric and charge measurements for electrons, gammas rays and nuclei. This will allow precise measurement of cosmic ray spectra from tens of GeV up to about 100 TeV . In particular, the energy region between $1 - 100 \text{ TeV}$ will be explored with higher precision compared to previous experiments. The various subdetectors allow an efficient identification of the electron signal over the large (mainly proton-induced) background. As a result, the all-electron spectrum will be measured with excellent resolution from few GeV up to few TeV , thus giving the opportunity to identify possible contribution of nearby sources. A report on the mission goals and status is presented, together with the on-orbit detector performance and the first data coming from space.

I. INTRODUCTION

The DARk Matter Particle Explorer (DAMPE) is a space mission supported by the strategic space projects of the Chinese Academy of Sciences with the contribution of Swiss and Italian institutions [1, 2]. The rocket has been successfully launched on December 17, 2015 and DAMPE presently flies regularly on a sun-synchronous orbit at the altitude of 500 km . The satellite is equipped with four different detectors: a plastic scintillator array, a silicon-tungsten tracker, a BGO calorimeter and a neutron detector. They are devoted to measure the fluxes of charged CRs (electrons, protons and heavier nuclei), to study the high energy gamma ray signal from astrophysical sources and to search for indirect dark-matter signatures.

II. ON-BOARD INSTRUMENTS

DAMPE (Fig. 1) consists of a Plastic Scintillator strip Detector (PSD) that is used as anti-coincidence and charge detector, a Silicon-Tungsten tracker-converter (STK) to reconstruct the direction of incident particles, a BGO imaging calorimeter (BGO) of about 32 radiation lengths that measures the energy with high resolution and distinguishes between electrons and protons, and a NeUtron Detector (NUD) that can further increase the hadronic shower rejection power.

A. Plastic Scintillator Detector (PSD)

The high energy sky is mainly dominated by nuclei with different electrical charges [7]. This charged flux is studied by DAMPE but it is also a background for gamma astronomy. Therefore the PSD is designed to work as a veto and to measure the charge (Z) of incident high-energy particles up to $Z = 26$. Following these requirements the PSD must have a high detec-

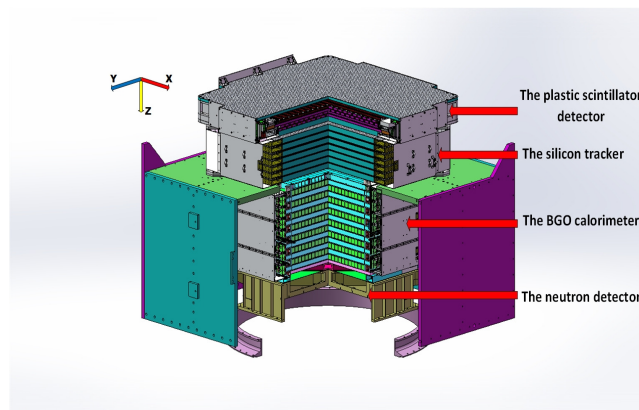


FIG. 1: Side view of the DAMPE detector [2].

tion efficiency for charged particles, a large dynamic range and a relatively good energy resolution.

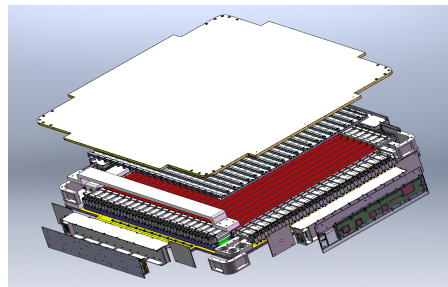


FIG. 2: Exploded view of the PSD [2].

B. Silicon-Tungsten Tracker (STK)

The Silicon-Tungsten tracker-converter is devoted to the precise reconstruction of the particle tracks. It consists of twelve position-sensitive silicon detector planes (six planes for the x -coordinate, six planes for the y -coordinate). Three layers of tungsten are in-

TABLE I: STK specifications

Active area of each silicon layer	0.5534 m^2
Silicon thickness	$320 \text{ }\mu\text{m}$
Silicon strip pitch	$121 \text{ }\mu\text{m}$
Tungsten thickness	1 mm
Fraction of radiation length	0.976
Power consumption	82.7 watts
Mass	154.8 kg

serted in between the silicon planes (2, 3, 4 and 5) to convert gamma rays in electron-positron pairs. The specifications of the STK are given in Table I and a comparison with other experiments is shown in Fig. 3 for what concerns the active area and the number of channels.

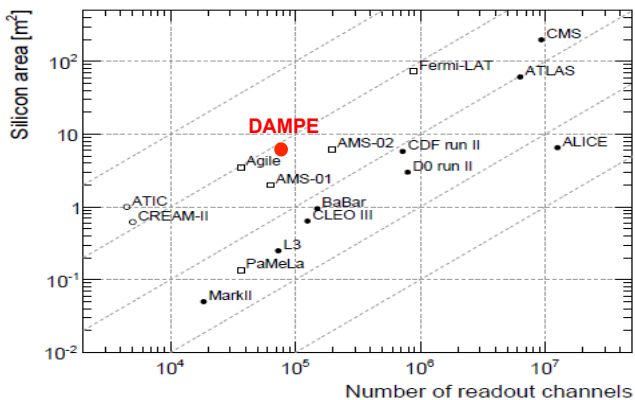


FIG. 3: Comparison of STK features with other detectors.

C. BGO Calorimeter (BGO)

The BGO calorimeter is used to measure the energy deposition of incident particles and to reconstruct the shower profile [8]. The trigger of the whole DAMPE system is based on the signals from the BGO. The reconstructed shower profile is fundamental to distinguish between electromagnetic and hadronic showers.

The calorimeter is composed of 308 BGO crystal bars ($2.5 \times 2.5 \times 60 \text{ cm}^3$ is the volume of a single bar). The crystals are optically isolated from each other and are arranged horizontally in 14 layers of 22 bars (Fig. 4). The bars of a layer are orthogonal to those of the adjacent plane in order to reconstruct the shower in both views ($x-z$ and $y-z$). The total vertical depth of the calorimeter is about 32 radiation lengths and 1.6 nuclear interaction lengths. Table II summarizes the key parameters of BGO calorimeter.

TABLE II: BGO specifications

Active area	$60 \times 60 \text{ cm}^2$ (on-axis)
Depth	32 radiation lengths
Sampling	$> 90\%$
Longitudinal segmentation	14 layers
Lateral segmentation	~ 1 Moliere radius

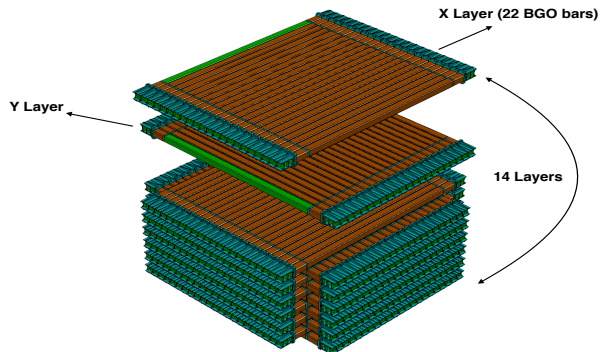
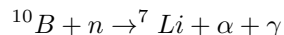


FIG. 4: Exploded view of the BGO scintillator [2].

D. Neutron Detector (NUD)

The NeUtron Detectos is a further device to distinguish the types of high-energy showers. It consist of four boron-loaded plastics each read out by a PMT. Typically hadron-induced showers produce roughly one order of magnitude more neutrons than electron-induced showers. Once these neutrons are created, they thermalize quickly in the BGO calorimeter and the neutron activity can be detected by the NUD within few μs ($\sim 2 \mu\text{s}$ after the shower in BGO). Neutrons entering the boron-loaded scintillator undergo the capture process



Its probability is inversely proportional to neutron velocity and the capture time is inversely proportional to ^{10}B loading. Roughly 570 optical photons are produced in each capture [3].

III. DETECTOR DESIGN AND GROUND TESTS

An extensive Monte Carlo simulation activity was carried out during the R&D phase in order to find a proper compromise between research goals and limitations on geometry, power consumption and weight. DAMPE performances were verified by a series of beam tests at CERN. The PS and SPS accelerators provide electron and proton beams. The beam test data were used to study the performance of the BGO

calorimeter, and in particular the energy resolution (Fig. 5), the linearity and the e/p separation. Also a beam of argon fragments was used for performing tests with heavy ions. Details of the beam-test preliminary results as well as the features of the qualified module can be found in [1, 4–6].

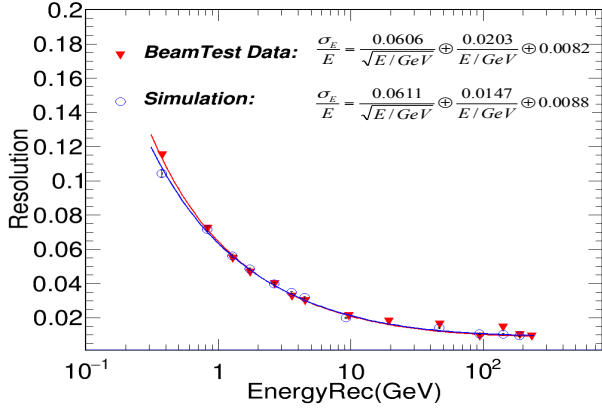


FIG. 5: Energy resolution for electromagnetic showers - Preliminary comparison of beam test data with simulation [6].

IV. ON-ORBIT OPERATION

After launch, the spacecraft entered the sky-survey mode immediately and the dedicated-calibration of the detector was performed in two weeks. The calibration included the studies of pedestal, response to MIPs, alignment, timing, etc...

The satellite is on a solar-synchronized orbit lasting 95 minutes. The pedestal calibration is performed twice per orbit and the global trigger rate is kept at ~ 70 Hz by using different pre-scales for unbiased and low-energy triggers at different latitudes. In absence of on-board analysis processing, the data are just packaged with timestamp and transmitted to ground (about 4 millions of events per day corresponding to 15 GB). After the event reconstruction the data size is 100 GB per day.

V. FIRST ON-ORBIT DATA AND PERFORMANCES

The DAMPE detectors started to take physics data very soon after the launch. The performance parameters (temperature, noise, spatial resolution, efficiency) are very stable and very close to what expected. The absolute calorimeter energy measurement has been checked by using the geomagnetic cut-off and it results well calibrated. Also the absolute pointing has been successfully verified. The photon-data collected

in 165 days were enough to draw a preliminary high-energy sky-map where the main gamma-ray sources are visible in the proper positions.

The energy released in the PSD allows to measure the charge and to distinguish the different nuclei in the CR flux. Fig. 6 show the result of this measurement for the full range up to iron ($1 \leq Z \leq 26$).

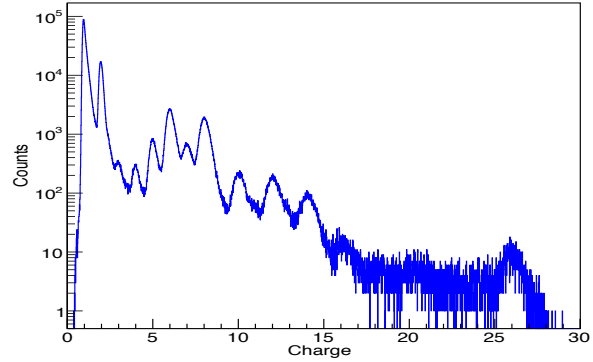


FIG. 6: Very preliminary Z measurement up to iron with only 10 days of data.

The measurement of electron and positron flux is one of the main goals of the DAMPE mission because some dark matter signature could be found in the electron and positron spectra. The shower development in the BGO provides the main tool to distinguish leptons from hadrons. Then a shape parameter is defined as:

$$F_i = spread_i \times \frac{E_i}{E_{tot}},$$

where i is the index of the BGO layer ($1 \leq i \leq 14$), $spread_i$ is the shower width in the i -th layer, E_i and E_{tot} are the energy on the single layer and on all the layers, respectively. Using the shape parameters on the last BGO layers (13, 14) it is possible to separate leptons from hadrons with a rejection power higher than 10^5 (preliminary result in Fig. 7). The rejection capability will be further enhanced by means of the NUD.

VI. EXPECTED MEASUREMENTS IN 3 YEARS

The DAMPE detector is expected to work for more than 3 years. This data-taking time is sufficient to investigate deeply many open questions in CR studies. In Fig. 8 the possible DAMPE measurement of the all electron spectrum in 3 years is shown. The energy range is so large to observe a cut-off and a new increase of the flux due to nearby astrophysical sources, if present.

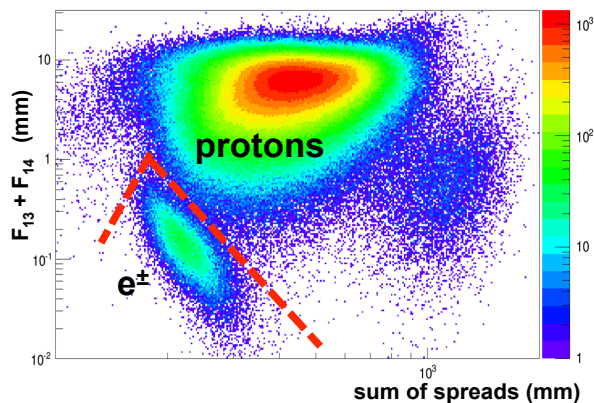


FIG. 7: Preliminary result about e/p separation. The background on the right is due to CRs entering the satellite from the sides.

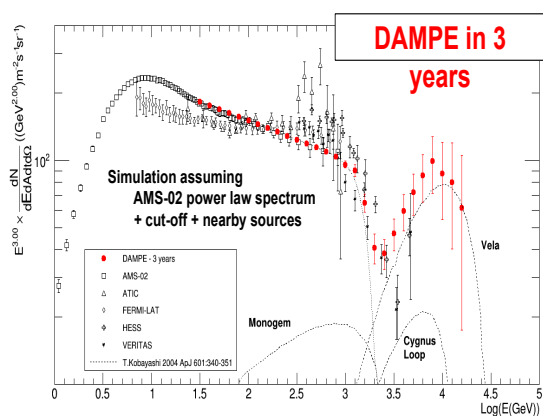


FIG. 8: All-electron spectrum. The red dots represent the possible DAMPE measurements in 3 years assuming the power law suggested by the AMS-02 experiment, a cut-off at ~ 1 TeV and nearby astrophysical sources.

Many experiments [9–12] observed a hardening of the CR elemental spectra at TeV-energies. This is another interesting topic related to CR origin and

propagation and DAMPE will be able to perform significant measurements about it and also about the boron/carbon ratio (Fig. 9). Finally the large exposure will allow extending energy spectra measurements for protons and nuclei up to tens of TeV.

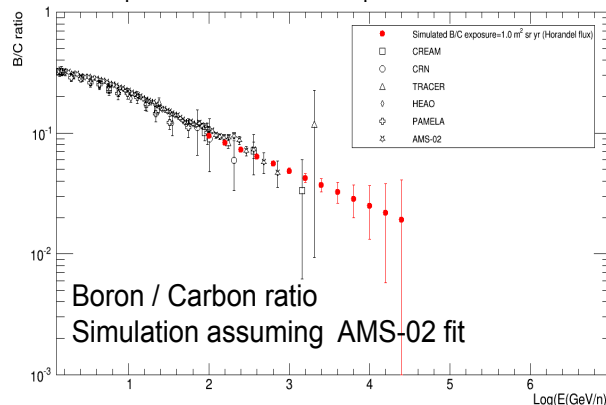


FIG. 9: Boron/carbon ratio versus energy per nucleon. The red dots indicate the possible DAMPE measurement in 3 years assuming the AMS-02 data fit.

VII. CONCLUSIONS

The DAMPE satellite has been successfully launched in orbit on December 2015 and the preliminary data analyses confirm that the detectors work very well. The DAMPE program foresees important measurements on the CR flux and chemical composition, electron and diffuse gamma-ray spectra and anisotropies, gamma astronomy and possible dark matter signatures. This challenging program is based on the outstanding DAMPE features: the large acceptance ($0.3 \text{ m}^2 \text{ sr}$), the “deep” calorimeter ($32 X_0$), the precise tracking and the redundant measurement techniques.

-
- [1] J. Chang, Chinese J. Space Science **34** (2014) 550 (available at www.cjss.ac.cn/CN/10.11728/cjss2014.05.550)
- [2] G. Ambrosi et al. (DAMPE Collaboration), to be submitted
- [3] D.M. Drake et al., Nuclear Instrum. & Methods **A 247** (1986) 576
- [4] V. Gallo et al. “The test results of the silicon tungsten tracker of DAMPE”, Proceedings of the 34th International Cosmic Ray Conference (2015) 1199
- [5] P. Azzarello et al., Nuclear Instrum. & Methods **A 831** (2016) 378
- [6] Z. Zhang et al., Nuclear Instrum. & Methods **A 836** (2016) 98
- [7] Y. Zhou, Z. Y. Sun, Y. H. Yu, et al. Nuclear Instruments & Methods **A 827** (2016) 79
- [8] Y. L. Zhang, B. Li, & C. Q. Feng, et al. Chin. Phys. C, **36** (2012) 71
- [9] A.D. Panov et al., Bull. Russ. Acad. Sci. **71** (2007) 494
- [10] H.S. Ahn et al., Astrophys. J. Letters **714** (2010) L89; Y.S. Yoon et al., Astrophys. J. **728** (2011) 122
- [11] O. Adriani et al., Science **332** (2011) 69
- [12] L. Accardo et al., Phys. Rev. Lett. **114** (2015) 171103