

Continuous Authentication for Voice Assistants

Huan Feng, Kassem Fawaz, and Kang G. Shin
CSE/EECS, University of Michigan
{huanfeng,kmfawaz,kgshin}@umich.edu

Abstract—Voice has become an increasingly popular User Interaction (UI) channel, mainly contributing to the ongoing trend of wearables, smart vehicles, and home automation systems. Voice assistants such as Siri, Google Now and Cortana, have become our everyday fixtures, especially in scenarios where touch interfaces are inconvenient or even dangerous to use, such as driving or exercising. Nevertheless, the open nature of the voice channel makes voice assistants difficult to secure and exposed to various attacks as demonstrated by security researchers. In this paper, we present VAuth , the first system that provides continuous and usable authentication for voice assistants. We design VAuth to fit in various widely-adopted wearable devices, such as eyeglasses, earphones/buds and necklaces, where it collects the body-surface vibrations of the user and matches it with the speech signal received by the voice assistant’s microphone. VAuth guarantees that the voice assistant executes *only* the commands that originate from the voice of the owner. We have evaluated VAuth with 18 users and 30 voice commands and find it to achieve an almost perfect matching accuracy with less than 0.1% false positive rate, regardless of VAuth ’s position on the body and the user’s language, accent or mobility. VAuth successfully thwarts different practical attacks, such as replayed attacks, mangled voice attacks, or impersonation attacks. It also has low energy and latency overheads and is compatible with most existing voice assistants.

I. INTRODUCTION

Siri, Cortana, Google Now, and Alexa are becoming our everyday fixtures. Through voice interactions, these and other voice assistants allow us to place phone calls, send messages, check emails, schedule appointments, navigate to destinations, control smart appliances, and perform banking services. In numerous scenarios such as cooking, exercising or driving, voice interaction is preferable to traditional touch interfaces that are inconvenient or even dangerous to use. Furthermore, a voice interface is even essential for the increasingly prevalent Internet of Things (IoT) devices that lack touch capabilities [1].

With sound being an open channel, voice as an input mechanism is inherently insecure as it is prone to replay, sensitive to noise, and easy to impersonate. Existing voice authentication mechanisms, such as Google’s “Trusted Voice” and Nuance’s “FreeSpeech” used by banks,¹ fail to provide the security features for voice assistant systems. An adversary can bypass these voice-as-biometric authentication mechanisms by impersonating the user’s voice or simply launching a replay attack. Recent studies have demonstrated that it is possible to inject voice commands remotely with mangled voice [2,

3], wireless signals [4], or through public radio stations [5] without raising the user’s attention. Even Google warns against its voice authentication feature as being insecure,² and some security companies [6] recommend relinquishing voice interfaces all together until security issues are resolved. The implications of attacking voice-assistant systems can be severe, ranging from information theft and financial loss [7] all the way to inflicting physical harm via unauthorized access to smart appliances and vehicles.

In this paper, we propose VAuth , a novel system that provides *usable* and *continuous* authentication for voice assistant systems. As a wearable security token, it supports on-going authentication by matching the user’s voice with an additional channel that provides physical assurance. VAuth collects the body-surface vibrations of a user via an accelerometer and continuously matches them to the voice commands received by the voice assistant. This way, VAuth guarantees that the voice assistant executes *only* the commands that originate from the voice of the owner. VAuth offers the following salient features.

Continuous Authentication: VAuth specifically addresses the problem of continuous authentication of a speaker to a voice-enabled device. Most authentication mechanisms, including all smartphone-specific ones such as passwords, PINs, patterns, and fingerprints, provide security by proving the user’s identity before establishing a session. They hinge on one underlying assumption: the user retains exclusive control of the device right after the authentication. While such an assumption is natural for touch interfaces, it is unrealistic for the case of voice assistants. Voice allows access for any third party during a communication session, rendering pre-session authentication insufficient. VAuth provides ongoing speaker authentication during an entire session by ensuring that every speech sample recorded by the voice assistant originates from the speaker’s throat. Thus, VAuth complements existing mechanisms of initial session authentication and speaker recognition.

Improved Security Features: Existing biometric-based authentication approaches tries to reduce time-domain signals to a set of vocal features. Regardless of how descriptive the features are of the speech signal, they still represent a projection of the signal to a reduced-dimension space. Therefore, collisions are bound to happen; two different signals can result

¹https://wealth.barclays.com/en_gb/home/international-banking/insight-research/manage-your-money/banking-on-the-power-of-speech.html

²When a user tries to enable Trusted Voice on Nexus devices, Google explicitly warns that it is less secure than password and can be exploited by the attacker with a very similar voice.

in the same feature vector. For example, Tavish *et al.* [2] fabricated mangled voice segments, incomprehensible to a human, but map to the same feature vector as a voice command so that they are recognizable by a voice assistant. Such attacks weaken the security guarantees provided by almost all voice-biometric approaches [8].

In contrast, VAuth utilizes an instantaneous matching algorithm to compare the entire signal from accelerometer with that of microphone in the time domain. VAuth splits both accelerometer and microphone signals into speech segments and proceeds to match both signals one segment at a time. It filters the non-matching segments from the microphone signal and only passes the matching ones to the voice assistant. Our theoretical analysis of VAuth’s matching algorithm (section VIII) demonstrates that it prevents an attacker from injecting any command even when the user is speaking. Moreover, VAuth overcomes the security problems of leaked or stolen voice biometric information, such as voiceprints. A voice biometric is a lifetime property of an individual, and leaking it renders voice authentication insecure. On the other hand, when losing VAuth for any reason, the user has to just unpair the token and pair a new one.

Usability: A user can use VAuth out-of-the-box as it does not require any user-specific training, a drastic departure from existing voice biometric mechanisms. It only depends on the instantaneous consistency between the accelerometer and microphone signals; therefore, it is immune to voice changes over time and in different situations, such as sickness or tiredness. VAuth provides its security features as long as it touches the user’s skin at any position on the facial, throat, and sternum³ areas. This allows us to incorporate VAuth into wearables that people are already using on a daily basis, such as eyeglasses, Bluetooth earbuds and necklaces/loquets. Our usability survey of 952 individuals revealed that users are willing to accept the different configurations of VAuth, especially when they are concerned about the security threats and when VAuth comes in the forms of which they are already comfortable.

We have implemented a prototype of VAuth using a commodity accelerometer and an off-the-shelf Bluetooth transmitter. Our implementation is built into the Google Now system in Android, and could easily extend to other platforms such as Cortana, Siri, or even phone banking services. To demonstrate the effectiveness of VAuth, we recruited 18 participants and asked each of them to issue 30 different voice commands using VAuth. We repeated the experiments for three wearable scenarios: eyeglasses, earbuds and necklace. We found that VAuth:

- delivers almost perfect results with more than 97% detection accuracy and close to 0 false positives. This indicates most of the commands are correctly authenticated from the first trial and VAuth only matches the command that originates from the owner;

³The sternum is the bone that connects the rib cage; it vibrates as a result of the speech.

- works out-of-the-box regardless of variation in accents, mobility patterns (still vs. jogging), or even across languages (Arabic, Chinese, English, Korean, Persian);
- effectively thwarts mangling voice attacks and successfully blocks unauthenticated voice commands replayed by an attacker or impersonated by other users; and
- incurs negligible latency (an average of 300ms) and energy overhead (requiring re-charging only once a week).

The rest of the paper is organized as follows. Section II discusses the related work while Section III provides the necessary background of human speech models. Section IV states the system and threat models and Section V details the design and implementation of VAuth. We discuss our matching algorithm in Section VI, and conduct phonetic-level analysis on the matching algorithm in Section VII. We further study the security properties of the matching algorithm in Section VIII using a theoretical model. Section IX evaluates VAuth’s effectiveness. Section X discusses VAuth’s features. Finally, the paper concludes with Section XI.

II. RELATED WORK

Smartphone Voice Assistants: Many researchers have studied the security issues of smartphone voice assistants [2, 4, 9, 10]. They have also demonstrated the possibility of injecting commands into voice assistants with electromagnetic signals [4] or with a mangled voice that is incomprehensible to humans [2]. These practical attack scenarios motivate us to build an authentication scheme for voice assistants. Petracca *et al.* [10] proposed a generic protection scheme for audio channels by tracking suspicious information flows. This solution prompts the user and requires manual review for *each* potential voice command. It thus suffers from the habituation and satisficing drawbacks since it interrupts the users from their primary tasks [11].

Voice Authentication: Most voice authentication schemes involve training on the user’s voice samples and building a voice biometric [12–15]. The biometric may depend on the user’s vocal features or cultural backgrounds and requires rigorous training to perform well. There is no theoretical guarantee that they provide good security in general. Approaches in this category project the signal to a reduced-dimension space and collisions are thus inherent. In fact, most companies adopt these mechanisms for the usability benefits and claim they are not as secure as passwords or patterns [16]. Moreover, for the particular case of voice assistants, they all are subject to simple replay attacks.

Mobile Sensing: Many researchers have studied the potential applications of accelerometers for human behavior analysis [17–20]. Studies show that it is possible to infer keyboard strokes [17], smartphone touch inputs [20] or passwords [17, 19] from acceleration information. There are also applications utilizing the correlation between sound and vibrations [21, 22] for health monitoring purposes. Doctors can thus detect voice disorder without actually collecting the user’s daily conversations. These studies are very different from ours which focuses on *continuous* voice assistant security.

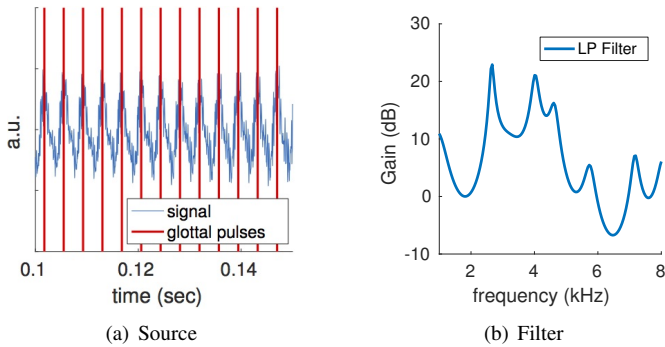


Fig. 1. The source-filter model of human speech production using the vowel $\{i:\}$ as an example.

III. BACKGROUND

We introduce some basic concepts and terminology regarding the generation and processing of human speech, which will be referenced consistently throughout the paper.

A. Human Speech Model

The production of human speech is commonly modeled as the combined effect of two separate processes [23]: a voice source (vibration of vocal folds) that generates the original signal and a filter (determined by the resonant properties of vocal tract including the influence of tongue and lips) that further modulates the signal. The output is a shaped spectrum with certain energy peaks, which together maps to a specific phoneme (see Fig. 1(b) for the vowel $\{i:\}$ – the vowel in the word “see”). This process is widely used and referred to as the *source-filter* model.

Fig. 1(a) shows an example of a female speaker pronouncing the vowel $\{i:\}$. The time separating each pair of peaks is the length of each glottal pulse (cycle). It also refers to the *instantaneous fundamental frequency* (f_0) variation while the user is speaking, which is the pitch of speaker’s voice. The value of f_0 varies between 80 to 333Hz for a human speaker. The glottal cycle length (being the inverse of the fundamental frequency) varies 0.003sec and 0.0125sec. As the human speaker pronounces different phonemes in a particular word, the pitch changes accordingly, which becomes an important feature of speaker recognition. We utilize the fundamental frequency (f_0) as a reference to filter signals that fall outside of the human speech range.

B. Speech Recognition and MFCC

The *de facto* standard and probably the most widely used feature for speech recognition is Mel-frequency cepstral coefficients (MFCC) [24], which models the way humans perceive sounds. In particular, these features are computed on short-term windows when the signal is assumed to be stationary. To compute the MFCCs, the speech recognition system computes the short-term Fourier transform of the signal, then scales the frequency axis to the non-linear Mel scale (a set of Mel bands). Then, the Discrete Cosine Transform (DCT) is computed on the log of the power spectrum of each Mel band.

This technique works well in speech recognition because it tracks the invariant feature of human speech across different users. However, it also opens the door to potential attacks: by generating mangled voice segments with the same MFCC feature, an attacker can trick the voice assistant into executing specific voice commands without drawing any attention from the user.

IV. SYSTEM AND THREAT MODELS

A. System Model

VAuth consists of two components. The first is an accelerometer mounted on a wearable device which can be placed on the user’s chest, around the neck or on the facial area. The second component is an extended voice assistant that issues voice commands after correlating and verifying both the accelerometer signal from the wearable device and the microphone signal collected by the assistant. This system is not only compatible with smartphone voice assistants such as Siri and Google Now, but also applies to voice systems in other domains such as Amazon Alexa and phone-based authentication system used by banks. We assume the communications between the two components are encrypted. Attacks to this communication channel are orthogonal to this work. We also assume the wearable device serves as a secure token that the user will not share with others. The latter assumption is known as *security by possession*, which is widely adopted in the security field in the form of authentication rings [25], wristbands [26], or RSA SecurID. Thus, the problem of authenticating the wearable token to the user is orthogonal to VAuth and has been addressed elsewhere [27]. Instead, we focus on the problem of authenticating voice commands, assuming the existence of a trusted wearable device.

B. Threat Model

We consider an attacker who is interested in stealing private information or conducting unauthorized operations by exploiting the voice assistant of the target user. Typically, the attacker tries to hijack the voice assistant of the target user and deceive it into executing mal-intended voice commands, such as sending text messages to premium phone numbers or conducting bank transactions. The adversary mounts the attack by interfering with the audio channel. This does not assume the attacker has to be physically at the same location as the target. It can utilize equipment that can generate a sound on its behalf, such as radio channels or high-gain speakers. Specifically, we consider the following three categories of attack scenarios.

Scenario A – Stealthy Attack: The attacker attempts to inject either inaudible or incomprehensible voice commands through wireless signals [4] or mangled voice commands [2, 3]. This attack is stealthy in the sense that the victim may not even be aware of the on-going threat. It is also preferable to the attacker when the victim has physical control or within close proximity of the voice assistant.

Scenario B – Biometric-override Attack: The attacker attempts to inject voice commands [8] by replaying a previously recorded clip of the victim’s voice, or by impersonating the user’s voice. This attack can have a very low technical barrier: we found that by simply mimicking the victim’s voice, an attacker can bypass the Trusted Voice feature of Google Now within five trials, even when the attacker and the victim are of different genders.

Scenario C – Acoustic Injection Attack: The attacker can be more advanced, trying to generate a voice that has a direct effect on the accelerometer [28]. The intention is to override `VAuth`’s verification channel with high energy vibrations. For example, the attacker can play very loud music which contains embedded patterns of voice commands.

V. VAUTH

We now present the high-level design of `VAuth`, describe our prototype implementation with Google Now, and elaborate on its usability aspects.

A. High-Level Overview

`VAuth` has two components: (1) a wearable component, responsible for collecting and uploading the accelerometer data, and (2) a voice assistant extension, responsible for authenticating and launching the voice commands. The first component easily incorporates into existing wearable products, such as earbuds/earphones/headsets, eyeglasses, or necklaces/loketts. The usability aspect of `VAuth` will be discussed later in this section token that the user does not share with others. When a user triggers the voice assistant, for example by saying “OK, Google” or “Hey, Siri”, our voice assistant extension will fetch accelerometer data from the wearable component, correlate it with signals collected from microphone and issue the command only when there is a match. Fig. 2 depicts the information flows in our system. To reduce the processing burden on the user’s device, the matching does not take place on the device (that runs the voice assistant), but rather at the server side. The communication between the wearable component and the voice assistant takes place over Bluetooth BR/EDR [29]. Bluetooth Classic is an attractive choice as a communication channel, since it has a relatively high data rate (up to 2Mbps), is energy-efficient, and enables secure communication through its pairing procedure.

The design of `VAuth` is modular and compatible with most voice assistant systems. One can thus customize any component in Fig. 2 to optimize functionality, performance or usability. Here, we elaborate how to integrate this into an existing voice assistant, using Google Now as an example.

B. Prototype

We first elaborate on our design of the wearable component. We use a Knowles BU-27135 miniature accelerometer with the dimension of only 7.92×5.59×2.28mm so that it can easily fit in any wearable design. The accelerometer uses only the z-axis and has an analog bandwidth of 11kHz, enough to capture the bandwidth of a speech signal. We utilize an

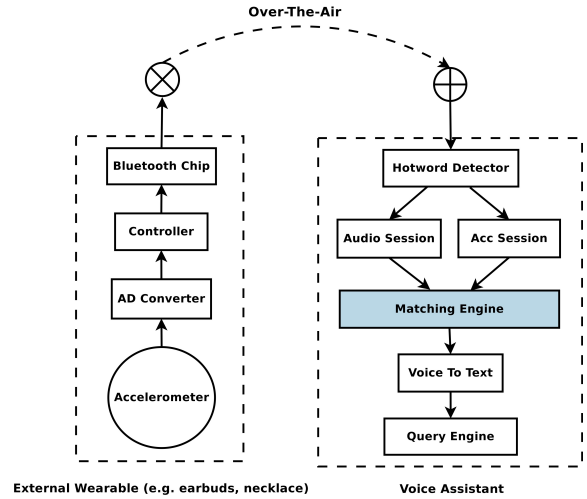


Fig. 2. The high-level design of `VAuth`, consisting of the wearable and the voice assistant extension.

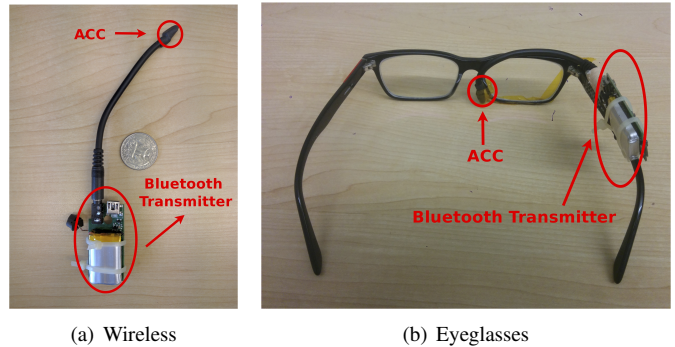


Fig. 3. Our prototype of `VAuth`, featuring the accelerometer chip and Bluetooth transmitter, (a) compared to US quarter coin and (b) attached to a pair of eyeglasses belonging to one of the authors.

external Bluetooth transmitter that provides Analog-to-Digital Conversion (ADC) and Bluetooth transmission capabilities to the voice assistant extension. To reduce energy consumption, `VAuth` starts streaming the accelerometer signal only upon request from the voice assistant. Our prototype communicates the microphone and accelerometer signals to a Matlab-based server which performs the matching and returns the result to the voice assistant. Fig. 3 depicts our wireless prototype standalone, and attached to a pair of eyeglasses.

Our system is integrated with Google Now voice assistant to enable voice command authentication. `VAuth` starts execution immediately after the start of a voice session (right after “OK Google” is recognized). It blocks the voice assistant’s command execution after the voice session ends until the matching result becomes available. If the matching fails, `VAuth` kills the voice session. To achieve its functionality, `VAuth` intercepts both the `HotwordDetector` and the `QueryEngine` to establish the required control flow.

Our voice assistant extension is implemented as a standalone user-level service. It is responsible for retrieving accelerometer

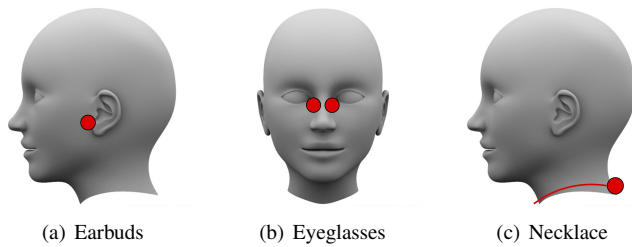


Fig. 4. The wearable scenarios supported by VAuth.

signals from the wearable device, and sending both accelerometer and microphone to our Matlab-based server for analysis. The user-level service provides two RPC methods, `start` and `end`, which are triggered by the events generated when the hotword “OK Google” is detected, and when the query (command) gets executed, respectively. The first event can be observed by filtering the Android system logs, and we intercept the second by overriding the Android IPC mechanisms, by filtering the Intents sent by Google Now. Also, since some Android devices (e.g., Nexus 5) do not allow two apps to access the microphone at the same time, we need to stream the voice signal retrieved by the voice assistant to our user-level service. We solve this by intercepting the `read` method in the `AudioRecord` class. Whenever Google Now gets the updated voice data through this interface, it will forward a copy of the data to our user-level service via another RPC method.

Note that the modifications and interceptions above are necessary only because we have no access to the Google Now source. The incorporation of VAuth is straightforward in the cases when developers try to build/extend their voice assistant.

C. Usability

VAuth requires the user to wear a security-assisting device. There are two general ways to meet this requirement. The first is to ask users to wear an additional device for security, while the other is to embed VAuth in existing wearable products that the users are already comfortable with in their daily lives. We opted for the latter as security has always been a secondary concern for users [30]. Our prototype supports three widely-adopted wearable scenarios: earbuds/earphones/headsets, eyeglasses, and necklace/lockets. Fig. 4 shows the positions of the accelerometer in each scenario. We select these areas because they have consistent contact with the user’s body. While VAuth performs well on all facial areas, shoulders and the sternal surface, we only focus on the three positions shown in Fig. 4 since they conform with widely-adopted wearables.

We have conducted a usability survey to study the users’ acceptance of the different configurations of VAuth. We surveyed 952 individuals using Amazon Mechanical Turk. We restricted the respondent pool to those from the US with previous experience with voice assistants. We compensated each respondent with \$0.5 for their participation. Of the respondents, 40% are female, 60% are employed full-time, and 67% have an education level of associate degree or above.

Our respondents primarily use voice assistants for information search (70%), navigation (54%), and communication (47%). More than half (58%) of them reported using a voice assistant at least once a week.

Survey Design: We follow the USE questionnaire methodology [31] to measure the usability aspects of VAuth. We use a 7-point Likert scale (ranging from Strongly Disagree to Strongly Agree) to assess the user’s satisfaction with a certain aspect or configuration of VAuth. We pose the questions in the form of how much the respondent agrees with a certain statement, such as: *I am willing to wear a necklace that contains the voice assistant securing technology.* Below, we report a favorable result as the portion of respondents who answered a question with a score higher than 4 (5,6,7) on the 7-point scale. Next to each result, we report the portion of those surveyed, between brackets, who answered the question with a score higher than 5 (6 or 7).

The survey consists of three main parts that include: demographics and experience with voice assistants, awareness of the security issues, and the perception towards VAuth. In Section IX, we will report more on the other usability aspects of VAuth, such as matching accuracy, energy, and latency.

Security Awareness: We first asked the respondents about their opinion regarding the security of voice assistants. Initially, 86% (63%) of the respondents indicate that they think the voice assistants are secure. We then primed the respondents about the security risks associated with voice assistants by iterating the attacks presented in Section IV. Our purpose was to study the perception of using VAuth from individuals who are already aware of the security problems of voice assistants.

After the priming, the respondents’ perceptions shifted considerably. 71% (51%) of the respondents indicate that attacks to voice assistants are dangerous, and 75% (52%) specified that they would take steps to mitigate the threats. Almost all of the latter belong to the set of respondents who now regard these attacks as dangerous to them.

Wearability: In the last part of the survey, we ask the participants about their preferences for wearing VAuth in any of the three configurations of Fig. 4. We have the following takeaways from the analysis of survey responses.

- 70% (47%) of the participants are willing to wear at least one of VAuth’s configurations to provide security protection. These respondents are the majority of those who are strongly concerned about the security threats.
- 48% (29%) of the respondents favored the earbuds/earphone/headset option, 38% (23%) favored the eyeglasses option and 35% (19%) favored the necklace/locket option. As expected, the findings fit the respondents’ wearables in their daily lives. 71% of the respondents who wear earbuds on a daily basis favored that option for VAuth, 60% for eyeglasses and 63% for the necklace option.
- There is no discrepancy in the wearable options among both genders. The gender distribution of each wearable option followed the same gender distribution of the whole respondent set.



Fig. 5. A breakdown of respondents’ wearability preference by security concern and daily wearables. *Dangerous* and *Safe* refer to participants’ attitudes towards the attacks to voice assistants after they’ve been informed; the *Dangerous* category is further split according to the wearables that people are already wearing on a daily basis; *Yes* and *No* refer to whether participants are willing to use VAAuth in at least one of three settings we provided.

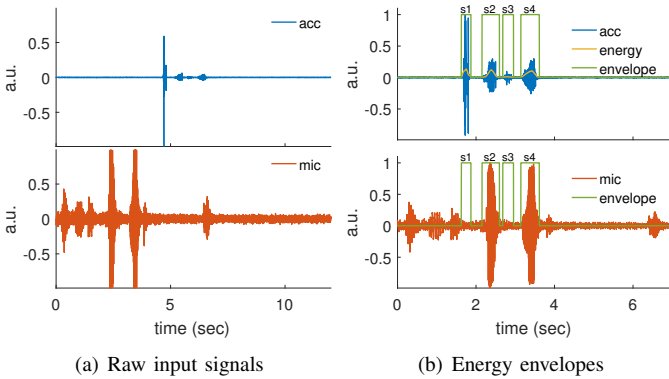


Fig. 6. Pre-processing stage of VAAuth’s matching.

- More than 75% of the users are willing to pay \$10 more for a wearable equipped with this technology while more than half are willing to pay \$25 more.
- Respondents were concerned about the battery life of VAAuth. A majority of 73% (81%) can accommodate charging once a week, 60% (75%) can accommodate once per 5 days, and 38% (58%) can accommodate once each three days. In Section IX, we show that the energy consumption of VAAuth matches the respondents’ requirements.

Fig. 5 presents a breakdown of the major findings in our usability survey. These results demonstrate that users are willing to accept the different configurations of VAAuth, especially when they are concerned about the privacy/security threats and when VAAuth comes in the forms of which they are already comfortable with.

VI. MATCHING ALGORITHM

The matching algorithm of VAAuth (highlighted in Fig. 2) takes as input the speech and vibration signals along with their corresponding sampling frequencies. It outputs a decision

value indicating whether there is a match between the two signals as well as a “cleaned” speech signal in case of a match. VAAuth performs the matching in three stages: *pre-processing*, *speech segments analysis*, and *matching decision*.

In what follows, we elaborate on VAAuth’s matching algorithm using a running example of a male speaker recording the two words: “cup” and “luck” with a short pause between them. The speech signal is sampled by an accelerometer from the lowest point on the sternum at 64kHz and recorded from a built-in laptop microphone at a sampling frequency of 44.1kHz, 50cm away from the speaker.

A. Pre-processing

First, VAAuth applies a highpass filter, with cutoff frequency at 100 Hz, to the accelerometer signal. The filter removes all the artifacts of the low-frequency user movement to the accelerometer signal (such as walking or breathing). We use 100Hz as a cutoff threshold because humans cannot generate more than 100 mechanical movements per second. VAAuth then re-samples both accelerometer and microphone signals to the same sampling rate while applying a low-pass filter at 4kHz to prevent aliasing. We choose a sampling rate of 8kHz that preserves most acoustic features of the speech signal and reduces the processing load. Thus, VAAuth requires an accelerometer of bandwidth larger than 4kHz. Then VAAuth applies Fig. 6(a) shows both raw signals immediately after both signals are filtered and resampled. As evident from the figure, the accelerometer signal has a high-energy spike due to the sudden movement of the accelerometer (e.g., rubbing against the skin), and small energy components resulting from speech vibrations. On the other hand, the speech signal has two high-energy segments along with other lower-energy segments corresponding to background noise.

Second, VAAuth normalizes the magnitude of both signals to have a maximum magnitude of unity, which necessitates removal of the spikes in the signals. Otherwise, the lower-energy components referring to the actual speech will not be recovered. The matching algorithm computes a running average of the signal’s energy and enforces a cut-off threshold, keeping only the signals with energy level within the moving average plus six standard deviation levels.

After normalizing the signal magnitude, as shown in the top plot of Fig. 6(b), VAAuth aligns both signals by finding the time shift that results in the maximum cross correlation of both signals. Then, it truncates both signals to make them have the same length. Note that VAAuth does not utilize more sophisticated alignment algorithms such as Dynamic Time Warping (DTW), since they remove timing information critical to the signal’s pitch and they also require a higher processing load. Fig. 6(b) shows both accelerometer and microphone signals aligned and normalized.

The next pre-processing step includes identification of the energy envelope of the accelerometer signal and then its application to the microphone signal. VAAuth identifies the parts of the signal that have a significant signal-to-noise ratio (SNR). These are the “bumps” of the signal’s energy as shown

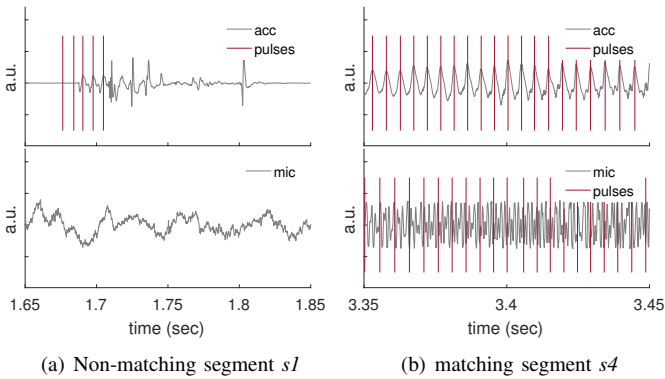


Fig. 7. Per-segment analysis stage of VAuth.

in the top plot of Fig. 6(b). The energy envelope of the signal is a quantification of the signal’s energy between 0 and 1. In particular, the portions of the signal with average energy exceeding 5% of maximum signal energy map to 1, and other segments map to 0. This results in four energy segments of the accelerometer signal of Fig. 6(b). The thresholds for energy detection depend on the average noise level (due to ADC chip’s sampling and quantization) when the user is silent. We chose these thresholds after studying our wireless prototype’s Bluetooth transmitter.

Finally, VAuth applies the accelerometer envelope to the microphone signal so that it removes all parts from the microphone signal that did not result from body vibrations, as shown in the bottom plot of Fig. 6(b). This is the first real step towards providing the security guarantees. In most cases, it avoids attacks on voice assistant systems when the user is not actively speaking. Inadvertently, it improves the accuracy of the voice recognition by removing background noise and sounds from the speech signals that could not have been generated by the user.

B. Per-Segment Analysis

Once it identifies high-energy segments of the accelerometer signal, VAuth starts a segment-by-segment matching. Fig. 6(b) shows four segments corresponding to the parts of the signal where the envelope is equal to 1.

For each segment, VAuth normalizes the signal magnitude to unity to remove the effect of other segments, such as the effect of the segment $s1$ in Fig. 6(b). This serves to make the energy content of each segment uniform, which will elaborate on later in Section VIII. VAuth then applies the approach of Boersma [32] to extract the glottal cycles from each segment. The approach relies on the identification of periodic patterns in the signal as the local maxima of the auto-correlation function of the signal. Thus, each segment is associated with a series of glottal pulses as shown in Fig. 7. VAuth uses information about the segment and the corresponding glottal pulses to filter out the segments that do not correspond to human speech and those that do not match between the accelerometer and microphone signals as follows.

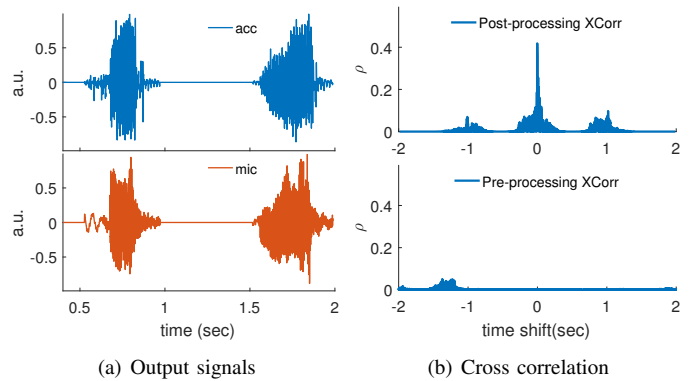


Fig. 8. Matching decision stage of VAuth’s matching.

- 1) If the length of the segment is less than 20ms, the length of a single phoneme, then VAuth removes the segment from both accelerometer and microphone signals. Such segments might arise from sudden noise.
- 2) If the segment has no identifiable glottal pulses or the length of the longest continuous sequence of glottal pulses is less than 20ms (the duration to pronounce a single phoneme), then VAuth also removes the segment. Fig. 7(a) shows the segment “s1” at a higher resolution. It only contains five pulses which could not have resulted from a speech.
- 3) If the average glottal cycle of the accelerometer segment is larger than 0.003sec or smaller than 0.0125sec, then VAuth removes the segment from both signals. This refers to the case of the fundamental frequency falling outside the range of [80Hz, 333 Hz] which corresponds to the human speech range.
- 4) If the average relative distance between glottal pulse sequence between the accelerometer and microphone segments is higher than 25%, then VAuth removes the segment from both signals. This refers to the case of interfered speech (e.g., attacker trying to inject speech); the instantaneous pitch variations should be similar between the accelerometer and microphone [33] in the absence of external interference. For example, it is evident that the pitch information is very different between the accelerometer and microphone of Fig. 7(a).

After performing all the above filtering steps, VAuth does a final verification step by running a normalized cross correlation between the accelerometer and microphone segments. If the maximum correlation coefficient falls inside the range $[-0.25, 0.25]$, then the segments are discarded. We use this range as a conservative way of specifying that the segments do not match (correlation coefficient close to zero). The correlation is a costlier operation but is a known metric for signal similarity that takes into consideration all the information of the time-domain signals. For example, the segment “s4” depicted in Fig. 7(b) shows matching pitch information and a maximum cross-correlation coefficient of 0.52.

C. Matching Decision

After the segment-based analysis finishes, only the “surviving” segments comprise the final accelerometer and microphone signals. In Fig. 8(a), only the segments “s2” and “s4” correspond to matching speech components. It is evident from the bottom plot that the microphone signal has two significant components referring to each word.

The final step is to produce a matching decision. VAuth measures the similarity between the two signals by using the normalized cross-correlation, as shown in the top plot of Fig. 8(b). VAuth cannot just perform the cross-correlation on the input signals before cleaning. Before cleaning the signal, the cross-correlation results do not have any real indication of signal similarity. Consider the lower plot of Fig. 8(b), which corresponds to the cross-correlation performed on the original input signals of Fig. 6(a). As evident from the plot, the cross-correlation shows absolutely no similarity between the two signals, even though they describe the same speech sample.

Instead of manually constructing rules that map the cross-correlation vector to a *matching* or *non-matching* decision, we opted to utilize a machine learning-based classifier to increase the accuracy of VAuth ’s matching. Below, we elaborate on the three components of VAuth ’s classifier: the feature set, the machine learning algorithm and the training set.

Feature Set: In general, the feature vector comprises the normalized cross-correlation values ($h(t)$) of the final accelerometer and microphone signals. However, we need to ensure that the structure of the feature vector is uniform across all matching tasks. To populate the feature vector, we identify the maximum value of $h(t)$, and then uniformly sample 500 points to the left and another 500 to the right of the maximum. We end up with a feature vector containing 1001 values, centered at the maximum value of the normalized cross-correlation.

Formally, if the length of $h(t)$ is t_e , let $t_m = \arg \max_t |h(t)|$. Then, the left part of the feature vector is $h_l[n] = h(\frac{n \cdot t_m}{500})$, $1 < n < 500$. The right part of the feature vector is $h_r[n] = h(t_m + \frac{n \cdot (t_e - t_m)}{500})$, $1 < n < 500$. The final feature vector can then be given as $h[n] = h_l[n] + h(t_m) \cdot \delta[n - 501] + h_r[n - 502]$.

Classifier: We opted to use SVM as the classifier thanks to its ability to deduce linear relations between the cross-correlation values that define the feature vector. We utilize Weka [34] to train an SVM using the Sequential Minimal Optimization (SMO) algorithm [35]. The SMO algorithm uses a logistic calibrator with neither standardization nor normalization to train the SVM. The SVM utilizes a polynomial kernel with the degree equal to 1. We use the trained model in our prototype to perform the online classification.

Training Set: Here, it is critical to specify that our training set has been generated offline and is user-agnostic; we performed the training only once. We recorded (more on that in Section VII) all 44 English phonemes (24 vowels and 20 consonants) from one of the authors at the lower sternum position using both the accelerometer and microphone. Hence,

we have 44 accelerometer ($acc(i)$) and microphone ($mic(i)$) pair of recordings corresponding for each English phoneme. To generate the training set, we ran VAuth ’s matching over all 44×44 accelerometer and microphone recordings to generate 1936 initial feature vectors, (fv), and their labels as follows:

$$\begin{aligned} \forall i : 1 \leq i \leq 44; \quad \forall j : 1 \leq j \leq 44; \\ fv[j + 44(i - 1)] = match(acc(i), mic(j)) \\ label[j + 44(i - 1)] = 1_{i=j}. \end{aligned}$$

The generated training dataset contains only 44 vectors with positive labels. This might bias the training process towards the majority class ($label = 0$). To counter this effect, we amplified the minority class by replicating the vectors with positive labels five times. The final training set contains 236 vectors with positive labels and 1892 vectors with negative labels. We use this training set to train the SVM, which, in turn, performs the online classification.

VAuth ’s classifier is trained *offline*, only *once* and *only* using a single training set. The classifier is thus agnostic of the user, position on the body and language. In our user study and rest of the evaluation of Section IX, this (same) classifier is used to perform all the matching. To use VAuth , the user *need not* perform any initial training.

After computing the matching result, VAuth passes the final (cleaned and normalized) microphone signal to the voice assistant system to execute the speech recognition and other functionality.

VII. PHONETIC-LEVEL ANALYSIS

We evaluate the effectiveness of our matching algorithm on phonetic-level matchings/authentications. The International Phonetic Alphabet (IPA) standardizes the representation of sounds of oral languages based on the Latin alphabet. While the number of words in a language, and therefore the sentences, can be uncountable, the number of phonemes in the English language are limited to 44 vowels and consonants. By definition, any English word or sentence, as spoken by a human, is necessarily a combination of those phonemes [36]; A phoneme⁴ represents the smallest unit of perceptual sound. Our phonetic-level evaluation represents a baseline of VAuth ’s operation. Table III of Appendix A lists 20 vowels and 24 consonants phonemes, with two words representing examples of where the phonemes appear.

We study if VAuth can correctly match the English phoneme between the accelerometer and microphone (true positives), and whether it mistakenly matches phoneme samples from accelerometer to other phoneme samples from the microphone (false positives).

We recruited two speakers, a male and a female, to record the 44 examples listed in Table III. Each example comprises two words, separated by a brief pause, both representing a particular phoneme. We asked the speaker to say both words, not just the phoneme, as it is easier for the speaker to pronounce the phoneme in the context of a word. Both

⁴<https://www.google.com/search?q=define:phonemes>

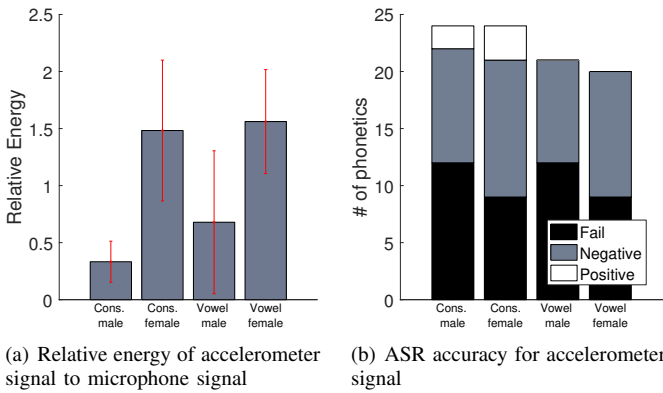


Fig. 9. Analysis of the vibrations received by the accelerometer.

participants were 50cm away from the built-in microphone of an HP workstation laptop. At the same time, both speakers were wearing $\mathcal{V}\text{Auth}$, with the accelerometer taped to the sternum. The microphone was sampled at 44100 Hz, and the accelerometer at 64000 Hz.

A. Accelerometer Energy & Recognition

Phonemes originate from a possibly different part of the chest-mouth-nasal area. In what follows, we show that each phoneme results in vibrations that the accelerometer chip of $\mathcal{V}\text{Auth}$ can register, but does not retain enough acoustic features to substitute a microphone speech signal for the purpose of voice recognition. This explains our rationale for employing the matching-based approach.

We perform the pre-processing stage of $\mathcal{V}\text{Auth}$'s matching algorithm to clean both accelerometer and microphone signals for each phoneme. After normalizing both signals to a unity magnitude, we compute the accelerometer signal's energy relative to that of the microphone. Fig. 9(a) depicts the average relative energy of the vowel and consonants phonemes for both the female and male speakers.

All phonemes register vibrations, with the minimum relative energy (14%) coming from the $\text{o}\text{ɪ}$ (the pronunciation of "oy" in "boy") phoneme of the male speaker. It is also clear from the figure that there is a low discrepancy of average relative energy between vowels and consonants for the same speaker. Nevertheless, we notice a higher discrepancy between the two speakers for the same phoneme. The female speaker has a shorter distance between the larynx and lowest point of the sternum, and she has a lower body fat ratio so that the chest skin is closer to the sternum bone. It is worth noting that the energy reported in the figure does not represent the energy at the time of the recording but after the initial processing and normalization. This explains why in some cases the accelerometer energy exceeds that of the microphone.

While the accelerometer chip senses considerable energy from the chest vibrations, it cannot substitute for the microphone. To confirm this, we passed the recorded and cleaned accelerometer samples of all phonemes for both speakers to the Nuance Automatic Speaker Recognition (ASR) API [37].

TABLE I
THE DETECTION ACCURACY OF $\mathcal{V}\text{Auth}$ FOR THE ENGLISH PHONEMES.

microphone	accelerometer	TP (%)	FP (%)
consonants	consonants	90	0.2
consonants	vowels	-	1.0
vowels	consonants	-	0.2
vowels	vowels	100	1.7
all	all	94	0.7

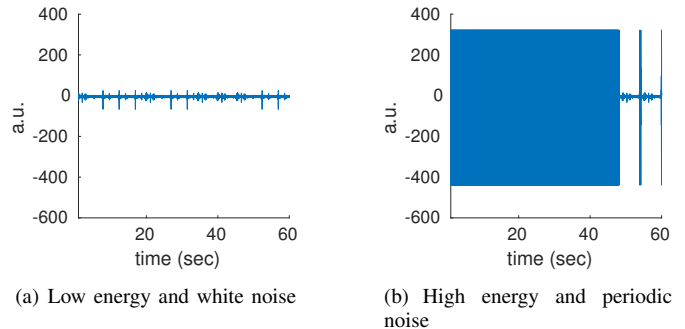


Fig. 10. Examples of tested noise signals.

Fig. 9(b) shows the breakdown of voice recognition accuracy for the accelerometer samples by phoneme type and speaker. Clearly, a state-of-the-art ASR engine fails to identify the actual spoken words. In particular, for about half of the phonemes for both speakers, the ASR fails to return any result. Nuance API returns three suggestions for each accelerometer sample for the rest of the phonemes. These results do not match any of the spoken words. In only three cases for consonants phonemes for both speakers, the API returns a result that matches at least one of the spoken words.

The above indicates that existing ASR engines cannot interpret the often low-fidelity accelerometer samples, but it does not indicate that ASR engines cannot be retrofitted to recognize samples with higher accuracy. This will, however, require significant changes to deploying and training these systems. On the other hand, $\mathcal{V}\text{Auth}$ is an entirely client-side solution that requires no changes to the ASR engine or the voice assistant system.

B. Phonemes Detection Accuracy

We then evaluate the accuracy of detecting each phoneme for each speaker as well as the false positive across phonemes and speakers. In particular, we run $\mathcal{V}\text{Auth}$ to match each accelerometer sample (88 samples — corresponding to each phoneme and speaker) to all the collected microphone samples; each accelerometer sample must match only one microphone sample. Table I shows the matching results.

First, we match the consonant phonemes across the two speakers as evident in the first row. The true positive rate exceeds 90%, showing that $\mathcal{V}\text{Auth}$ can correctly match the vast majority of consonant phonemes. This is analogous to a low false negative rate of less than 10%. Moreover, we report

the false positive rate which indicates the instances where VAuth matches an accelerometer sample to the inappropriate microphone sample. As shown in the same figure, the false positive rate is nearly zero.

Having such a very low false positive rate highlights two security guarantees that VAuth offers. It does not mistake a phoneme as another even for the same speaker. Recall that pitch information is widely used to perform speaker recognition, as each person has unique pitch characteristics that are independent of the speech. VAuth overcomes pitch characteristics similarity and is able to distinguish the different phonemes as spoken by the same speaker.

Moreover, VAuth successfully distinguishes the same phoneme across the two speakers. A phoneme contains speaker-independent features. VAuth overcomes these similar features to effectively identify each of them for each speaker. The fourth row of Table I shows comparable results when attempting to match the vowel phonemes for both speakers.

The second and third rows complete the picture of phoneme matching. They show the matching results of the vowel phonemes to the consonant phonemes for both speakers. Both rows do not contain true positive values as there are no phoneme matches. Nevertheless, one must notice the very low false positive ratio that confirms the earlier observations. Finally, the fifth row shows results of matching all the accelerometer samples to all the microphone samples. The true positive rate is 93%, meaning that VAuth correctly matched 82 accelerometer samples to their microphone counterparts. Moreover, the false positive rate was only 0.6%.

C. Idle Detection Accuracy

Last but not least, we evaluate another notion of false positives: VAuth mistakenly matches external speech to a silent user. We record idle (the user not actively speaking) segments from VAuth 's accelerometer and attempt to match them to the recorded phonemes of both participants. We considered two types of idle segments: the first contains no energy from speech or other movements (Fig. 10(a)), while the other contains significant abrupt motion of the accelerometer resulting in recordings with high energy spikes (similar to the spike of Fig. 6(a)). We also constructed a high energy noise signal with periodic patterns as shown in Fig. 10(b).

We execute VAuth over the different idle segments and microphone samples and recorded the false matching decisions. In all of the experiments, we did not observe any occurrence of a false matching of an idle accelerometer signal to any phoneme from the microphone for both speakers. As recorded phonemes are representative of all possible sounds comprising the English language, we can be confident that the false positive rate of VAuth is zero in practice for silent users.

VIII. THEORETICAL ANALYSIS

In this section, we highlight the effectiveness of the per-segment analysis of VAuth 's matching algorithm in preventing an attacker from injecting commands. We also show

that our matching algorithm ensures the phonetic-level results constitute a lower-bound of sentence-level matching. We provide a formal analysis of this property, which will be further supported in the next section using real user studies.

A. Model

We analyze the properties of VAuth 's matching algorithm which takes as inputs two signals $f(t)$ and $g(t)$ originating from the accelerometer and microphone, respectively. It outputs a final matching result that is a function of normalized cross-correlation of $f(t)$ and $g(t)$: $h(t) = \frac{f(t) \star g(t)}{E}$, where $E = \sqrt{\|f(t)\| \cdot \|g(t)\|}$, \star denotes the cross-correlation operator, and $\|\cdot\|$ is the energy of the signal (autocorrelation evaluated at 0). For the simplicity of the analysis, we will focus on the most important feature of $h(t)$, its maximum value. We can then define VAuth 's binary matching function, $v(f, g)$, as:

$$v(f, g) = \begin{cases} v = 0, & \text{if } 0 \leq m = \max(|h(t)|) \leq th \\ v = 1, & \text{if } th < m = \max(|h(t)|) \leq 1. \end{cases} \quad (1)$$

Each of the input signals comprises a set of segments, which could refer to the phonemes making up a word or words making up a sentence, depending on the granularity of the analysis. Let $f_i(t)$ and $g_i(t)$ be the i^{th} segments of $f(t)$ and $g(t)$, respectively. We assume that maximum length of a segment is τ , such that $f_i(t) = 0, t \in (-\infty, 0] \cup [\tau, +\infty)$. We can then rewrite $f(t)$ as $f(t) = \sum_{i=1}^n f_i(t - i\tau)$; the same applies for $g(t)$.

One can view the cross-correlation operation as sliding the segments $g_i(t)$ of $g(t)$ against those of $f(t)$. The cross correlation of $g(t)$ and $f(t)$ can be computed as:

$$\begin{aligned} h_c(t) &= f(t) \star g(t) = \\ &= \sum_{i=1}^{n-1} \left(\sum_{j=1}^i (f_j \star g_{n-i+j}(t - (i-1)\tau)) \right) \\ &+ \sum_{k=1}^n (f_k \star g_k(t - (n-1)\tau)) \\ &+ \sum_{i=n-1}^1 \left(\sum_{j=1}^i (f_{n-i+j} \star g_j(t - (2n-i-1)\tau)) \right). \end{aligned}$$

The normalized cross correlation, $h(t)$, is obtained by normalizing $h_c(t)$ to $E = \sqrt{\|\sum_{i=1}^n f_i(t - i\tau)\| \cdot \|\sum_{i=1}^n g_i(t - i\tau)\|}$. Since the segments of f and g do not overlap each other (by their definition), the energy of a signal is the sum of the energies of its components, such that $E = \sqrt{\sum_{i=1}^n \|f_i(t)\| \cdot \sum_{i=1}^n \|g_i(t)\|}$. Finally, we expand E to obtain the final value of the normalized cross correlation between f and g as:

$$h(t) = \frac{h_c(t)}{\sqrt{\sum_{i=1}^n \sum_{j=1}^n \|f_i(t)\| \cdot \|g_j(t)\|}}. \quad (2)$$

To decide on the final outcome, VAuth computes $\max |h(t)|$, which, according to the triangle rule, becomes:

$$\max |h(t)| \leq \max \frac{|h_c(t)|}{\sqrt{\sum_{i=1}^n \sum_{j=1}^n \|f_i(t)\| \cdot \|g_j(t)\|}}. \quad (3)$$

We assume that the segments' cross-correlation maximizes when they are aligned. That is, $\max(f_i \star g_j) = \sum_{t=0}^{\tau} f_i(t)g_j(t)$; otherwise, we can redefine the segments to adhere to this property. We can then separate the components of Eq. (3) into different components such as:

$$\begin{aligned} \max |h(t)| &\leq \frac{1}{E} \cdot \max(h_l, h_m, h_r), \text{ where} \\ h_l &= \max_{i=1 \dots n-1} \left(\sum_{j=1}^i |f_j \star g_{n-i+j}(t)| \right), \\ h_m &= \max |f_k \star g_k(t)|, \text{ and} \\ h_r &= \max_{i=1 \dots n-1} \left(\sum_{j=1}^i |f_{n-i+j} \star g_j(t)| \right). \end{aligned} \quad (4)$$

The above equation describes how the final outcome is related to the results of running VAuth on the segments comprising $f(t)$ and $g(t)$. Two segments $f_i(t)$ and $g_j(t)$ are positively matched when their maximum of normalized cross correlation, m_{ij} , is between th and 1. Otherwise, there is a negative match.

The value of m_{ij} can be given as:

$$m_{i,j} = \max \frac{|f_i \star g_j(t)|}{\|f_i(t)\| \cdot \|g_j(t)\|}. \quad (5)$$

Let $e_{i,j}$ denote the product of the energies of f_i and g_j , such that $e_{i,j} = \|f_i(t)\| \cdot \|g_j(t)\|$. After applying the triangle rule to Eq. (4), the final outcome $m = \max |h(t)|$ can be given as:

$$\begin{aligned} m &\leq \frac{1}{E} \cdot \max \left(\max_{i=1 \dots n-1} \sum_{j=1}^i m_{i,n-i+j} \cdot e_{i,n-i+j}, \right. \\ &\quad \left. \sum_{k=1}^n m_{kk} \cdot e_{kk}, \max_{i=1 \dots n-1} \sum_{j=1}^i m_{n-i+j,j} \cdot e_{n-i+j,j} \right) \end{aligned} \quad (6)$$

It is evident from Eq. (6) how the final outcome of VAuth depends on computing the maximum of $2n - 1$ distinct components. Each component, $\sum_{j=1}^i m_{ij} \cdot e_{ij}$, is simply the weighted average of the outcomes of VAuth when it matches the included segments. Without loss of generality, let's consider the case when $n = 2$:

$$m \leq \max \left(\frac{m_{11} \cdot e_{11}}{E}, \frac{m_{12} \cdot e_{12} + m_{21} \cdot e_{21}}{E}, \frac{m_{22} \cdot e_{22}}{E} \right), \quad (7)$$

where m_{ij} are as defined in Eq. (5); m_{11} and e_{11} are the results of matching f_1 and g_2 , m_{12} and e_{12} are those of f_1 and g_1 , m_{21} and e_{21} are those of f_2 and g_2 , and m_{22} and e_{22} are those of f_2 and g_1 .

Given the above model of the final outcome of VAuth as a function of the segments composing the commands, we study the properties of VAuth as described below.

B. Per-segment Analysis

Eq. (7) reveals the importance of the per-segment analysis of VAuth . This step thwarts an attacker's ability to inject commands into the voice assistant system. The attacker aims to inject segments to $g(t)$ that do not bring m below th (so that VAuth generates a positive match according to Eq. (1)). If there were no per-segment analysis, an attacker could exploit matching segments to inject segments that do not match. The middle component of Eq. (7) explains it. Assuming that $m_{1,2} \cdot e_{1,2}$ is large enough, the attacker can inject $g_2(t)$ such that $m_{1,2} \cdot e_{1,2} + m_{2,1} \cdot e_{2,1}$ is still large, despite $m_{2,1}$ being low. This happens when $e_{2,1}$ is too low, implying that the accelerometer did not record the injected segment.

The per-segment analysis of VAuth addresses this issue using three mechanisms. *First*, it removes all portions of $f(t)$ that fall below the running average of the noise level. These removed portions will not even be part of Eq. (7). So, the attacker cannot inject commands when the user is silent (no corresponding accelerometer signal). *Second*, if the energy of some segment of $f(t)$ is above the noise level, VAuth normalizes its magnitude to 1, after removing the spikes. As such, it aims to make the energies of the segments of $f(t)$ uniform. The attacker cannot inject a command with very low energy as it will not be recorded by the microphone of the voice assistant. This forces $e_{2,1}$ to be comparable to $e_{1,2}$. As a result, a low value of $m_{2,1}$ reduces the value of m of Eq. (7). *Third*, and more importantly, The per-segment analysis of VAuth nullifies those segments which have their maximum normalized cross-correlation falling below a threshold (equal to 0.4 in our evaluation). These segments will not make it to the final decision stage, and will not be part of Eq. (7).

C. False Positive Rate

The results of Section VII show that the false positive rate of matching is not zero for the English phonemes. Such a false positive rate opens up security holes in VAuth . We show below that while the false positive rate is not zero at the phonetic level, adding more phonemes to the command will drive the false positive rate closer to zero. In other words, the more sounds the user speaks (i.e., the longer the command is), the lower the false positive rate will be.

To show this, we will take another look at Eq. (6), where f_i and g_i represent the phonemes making up the command. At the phonetic level, a false positive event occurs when $m_{i,j} > th$, given that f_i does not match g_j . As evident from Eq. (6), when the values of $e_{i,j}$ are roughly uniform which we ensure from the per-segment analysis, the value of m is simply an average of the values of $m_{i,j}$. The final matching result $v(f, g)$, is a direct function of m . A false positive event occurs when $v(f, g) = 1$ or $m > th$, given that the underlying accelerometer ($f(t)$) and microphone ($g(t)$) signals do not match.

There are two cases available in Eq. (6): $i < n$ (the first and third terms in the max) and $i = n$ (the middle term in the max). The former case is simple; the final value of m is by definition a scaled-down version of the m_{ij} s. A lower value of m will lower the false positive rate.

The latter case considers n segments (phonemes) composing the command. A false positive event occurs when $m = 1/n \sum_{k=1}^n m_{k,k} > th$, given that $f(t)$ does not match $g(t)$. In the case of phonemes false positives, one can view all $m_{i,j}$ s as being drawn from the distribution $P_M(m_{i,j}) = P_M(M = m_{i,j} | f_i \neq g_j)$, where the \neq operator indicates non-matching; the false positive rate is simply $P_M(M > th | f_i \neq g_j)$. The false positive rate of the whole command is then equal to $P_M(m) = P_M(\sum_{k=1}^n m_{k,k}/n > th | f \neq g)$. Our objective reduces to showing that $P_M(m)$ decays as n increases (i.e., more non-matching phonemes are added to the command).

The distribution $P_M(M = m_{ij})$ is an arbitrary one that only satisfies two conditions. First, it is bounded since the values of $m_{i,j}$ are limited to the interval $[0, 1]$. Second, the matching threshold, th , is larger than the mean of the distribution such that $th > E(m_{i,j})$. The empirical false positive distribution $P(m_{i,j})$ that we estimated in Section VII satisfies both conditions.

We know from the Hoeffding bound that since $m_{i,j}$ are bounded, $P_M(\sum_{k=1}^n m_{k,k} - n \cdot E(m) > t) \leq e^{-\frac{2t^2}{n}}$, for $t \geq 0$. Substituting $t = n \cdot th - n \cdot E(m)$ (which is larger than 0) yields:

$$P_M\left(\frac{1}{n} \cdot \sum_{k=1}^n m_{k,k} > th\right) \leq e^{-2n(th - E(m))^2}. \quad (8)$$

The left-hand side of Eq. (8) is simply the false positive rate of the command composed of n non-matching phonemes. Clearly, this false positive rate decays exponentially fast in n . Our results from the user study further confirm this analysis.

IX. EVALUATION

We now evaluate the efficacy of VAAuth in identifying common voice assistant commands, under different scenarios and for different speakers. We demonstrate that VAAuth delivers almost perfect matching accuracy (True Positives, TPs) regardless of its position on the body, user accents, mobility patterns, or even across different languages. Moreover, we elaborate on the security properties of VAAuth , demonstrating its effectiveness in thwarting various attacks. Finally, we report the delay and energy consumption of our wearable prototypes.

A. User Study

To support the conclusions derived from our model, we conducted a detailed user study of the VAAuth prototype with 18 users and under 6 different scenarios. We tested how VAAuth performs at three positions, each corresponding to a different form of wearable (Fig. 4) eyeglasses, earbuds, and necklace. At each position, we tested two cases, asking the user to either stand still or jog. In each scenario, We asked the participants to speak 30 phrases/commands (listed in Table IV of Appendix A). These phrases represent common

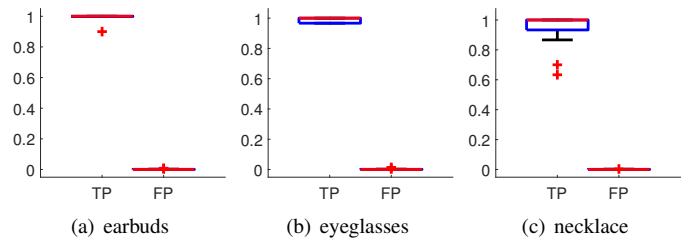


Fig. 11. The detection accuracy of VAAuth for the 18 users in the still position.

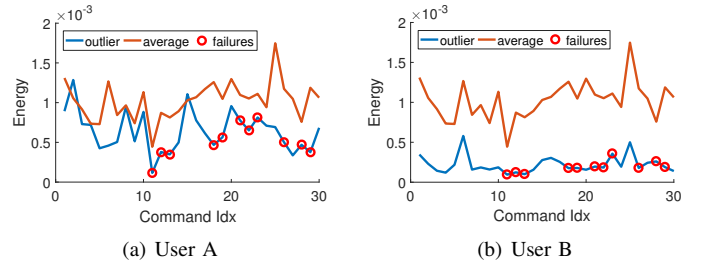


Fig. 12. The energy levels of the outlier users (in Fig. 11(c)) compared to average users. The circles represent commands of the outlier users that VAAuth fails to match.

commands issued to the “Google Now” voice assistant. In what follows, we report VAAuth ’s detection accuracy (TPs) and false positives (FPs) when doing a pairwise matching of the commands for each participant. We collected no personally identifiable information from the individuals, and the data collection was limited to our set of commands and posed no privacy risk to the participants. As such, our user study meets the IRB exemption requirements of our institution.

Still: VAAuth delivers high detection accuracy (TPs), with the overall accuracy rate very close to 100% (more than 97% on average). This indicates most of the commands are correctly authenticated from the first trial and VAAuth does not introduce a usability burden to the user. The false positive rate is 0.09% on average, suggesting that very few signals will leak through our authentication. These false positive events occur because the per-segment analysis of our matching algorithm removes all non-matching segments from both signals, which ensures the security properties of VAAuth . In these cases, when the remaining segments for the microphone signal accidentally match what the user said and leak through VAAuth , the voice recognition system (Voice-to-Text) fails to pick them up as sensible voice commands. Fig. 11 shows the overall distribution of detection results for each scenario.

VAAuth performs almost perfect in two wearable scenarios, eyeglasses and earbuds, but has two outliers regarding the detection accuracy in the case of the necklace. We looked into the commands that VAAuth fails to recognize and found they happen when there are significant energy dips in the voice level. Fig. 12 reports the energy levels of the voice sessions for our two outlier users compared to the average across users. This suggests both participants used a lower (than average) voice when doing the experiments which did not generate

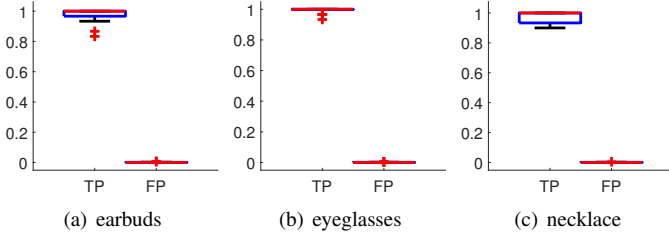


Fig. 13. The detection accuracy of VAuth for the 18 users in the moving position.

enough energy to ensure the authentication.

Mobility: We asked the participants to repeat the experiments at each position while jogging. Our algorithm successfully filters the disturbances introduced by moving, breathing and VAuth 's match accuracy remains unaffected (see Fig. 13). In fact, we noticed in certain cases, such as for the two outliers observed in our previous experiments, the results are even better. We studied the difference between their samples in the two scenarios and found both accelerometer and microphone received significantly higher energy in the jogging scenario even after we filtered out the signals introduced by movement. One explanation is users are aware of the disturbance introduced by jogging and try to use louder voice to compensate. This observation is consistent across most of our participants, not just limited to the two outliers.

Language: We translated the list of 30 commands into four other languages — Arabic, Chinese, Korean and Persian — and recruited four native speakers of these languages. We asked the participants to place and use VAuth at the same three positions. As shown in Fig. 14, VAuth performs surprisingly well, even though the VAuth prototype was trained on English phonemes (Section VI-C). VAuth delivers almost perfect detection accuracy, except for one case, with the user speaking Korean when wearing eyeglasses. The Korean language lacks nasal consonants, and thus does not generate enough vibrations through the nasal bone [38].

B. Security Properties

In Section IV, we listed three types of adversaries against which we aim to protect the voice assistant systems. VAuth can successfully thwart attacks by these adversaries through its multi-stage matching algorithm. Table II lists the protections offered by VAuth when the user is silent and actively speaking. Here, we use the evaluation results in Section IX to elaborate on VAuth 's security features for each attack scenario and both cases when the user is silent and speaking.

Silent User: When the user is silent, VAuth completely prevents any unauthorized access to the voice assistant. In Section VII-C, we evaluate the false positive rate of VAuth mistakenly classifying noise while the user is silent for all English phonemes. We show that VAuth has a zero false positive rate. When the user is silent, the adversary *cannot inject* any command for the voice assistant, especially for scenarios A and B of Section IV. There is an exception,

TABLE II
THE PROTECTIONS OFFERED BY VAuth .

Scenario	Adversary	Example	Silent User	Speaking User
A	Stealthy	mangled voice, wireless-based	✓	✓
B	Biometric Override	replay, user impersonation	✓	✓
C	Acoustic Injection	direct communication, loud voice	distance cut-off	distance cut-off

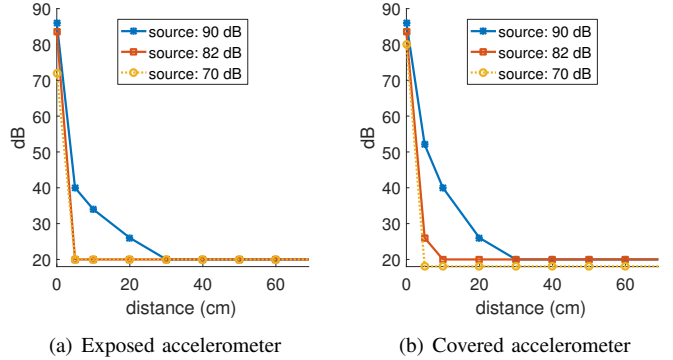


Fig. 15. The magnitude of the sensed over-the-air vibrations by the accelerometer as a function of the distance between the sound source and the accelerometer.

however, for scenario C; an adversary can employ a very loud sound to induce vibrations at the accelerometer chip of VAuth . Note that, since the accelerometer only senses vibrations at the z-axis, the attacker must make the extra effort to direct the sound wave perpendicular to the accelerometer sensing surface. Next, we will show that beyond a cut-off distance of 30cm, very loud sounds (directed at the z-axis of the accelerometer) do not induce accelerometer vibrations. Therefore, to attack VAuth , an adversary has to play a very loud sound within less than an arm's length from the user's body — which is highly improbable.

We conduct experiments on the cut-off distances in two scenarios: the first with VAuth exposed and the second with VAuth covered with cotton clothing. Fig. 15 reports how the accelerometer chip of VAuth reacts to over-the-air sound signals of different magnitudes at different distances. In each of these scenarios, we played a white noise at three sound levels:⁵ 2x, 4x and 8x the conversation level at 70dB, 82db and 90dB, respectively. The noise is directed perpendicularly to the sensing surface of the accelerometer. Fig. 15(a) shows the recorded magnitude of the accelerometer signal as a function of the distance between the sound source and VAuth when it is exposed. As evident from the plots, there is a cut-off distance of 30cm, where VAuth 's accelerometer cannot sense even the loudest of the three sound sources. For the other two sounds, the cut-off distance is 5cm. Beyond the cut-off

⁵<http://www.industrialnoisecontrol.com/comparative-noise-examples.htm>

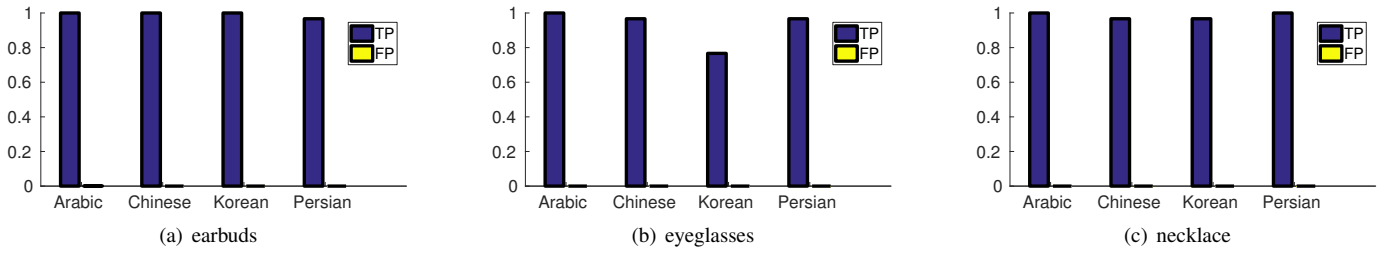


Fig. 14. The detection accuracy of VAuth for the 4 different languages.

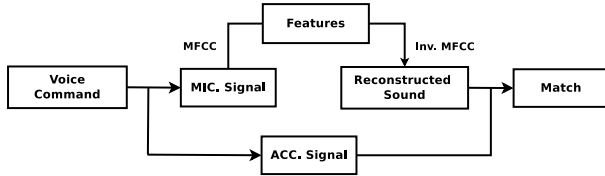


Fig. 16. The flow of the mangling voice analysis.

distance, the magnitude of the recorded signal is the same as that in a silent scenario. This indicates that an adversary cannot inject commands with a high sound level beyond some cut-off distance. These results are consistent with the case of VAuth covered with cotton, as shown in Fig. 15(b). The cut-off is still 30cm for the loudest sound. It is worth noting that the recorded signal at the microphone does not change magnitude as drastically as a function of the distance. At a distance of 1m from the sound source, the audio signal loses at most 15dB of magnitude.

Speaking User: On the other hand, the adversary may try to launch an attack on the voice assistant system when the user is actively speaking. Next, we show how VAuth can successfully thwart the stealthy attacks in scenario A. We will show, in the most extreme case scenario, how VAuth can completely distinguish the accelerometer samples of the voice spoken by the user from the reconstructed sound of the same command, even when the reconstructed voice sounds the same to the human listener as the original one.

Vaidya *et al.* [2, 3] presented an attack that exploits the gap between voice recognition system and human voice perception. It constructs mangled voice segments that match the MFCC features of an injected voice command. An ASR engine can recognize the command, but not the human listener. This and similar attacks rely on performing a search in the MFCC algorithm parameter space to find voice commands that satisfy the above feature.

Performing an exhaustive search on the entire parameter space of the MFCC generation algorithm is prohibitive. Therefore, to evaluate the effectiveness of VAuth against such an attack, we consider its worst-case scenario. Fig. 16 shows the evaluation flow. For each of the recorded command of the previous section, we extract the MFCCs for the full signal and use them to reconstruct the voice signal. Finally, we execute VAuth over the reconstructed voice segment and the

corresponding accelerometer sample to test for a match.

We fixed the MFCC parameters as follows: 256 samples for the hop time, 512 samples for the window time, and 77 as the length of the output coefficient vector. We vary the number Mel filter bands between 15 and 30. At 15 Mel filter bands, the reconstructed voice command is similar to what is reported in existing attacks [2]. At 30 Mel filter bands, the reconstructed voice command is very close to the original; it shares the same MFCCs and is easily identifiable when played back.

The question that we aim to address is whether reducing the sound signal to a set of features and reconstructing back the original signal preserves all the acoustic features needed for VAuth to perform a successful matching with the corresponding accelerometer signal. If not, then the reconstructed sound will not even match the voice it originated from. Therefore, any mangled voice will not match the user’s speech as measured by VAuth, so that VAuth could successfully thwart the attack.

In all cases, while the original microphone signal matches accelerometer signals near perfectly as indicated before, the reconstructed sound failed to match the accelerometer signal in 99% of the evaluated cases. Of 3240 comparisons (2 Mel filter band lengths per command, 90 commands per user and 18 users), the reconstructed sound matched only a handful of accelerometer samples, and only in cases where we used 30 Mel filter bands. Indeed, those sound segments were very close to the original sound segment that corresponds to the matched accelerometer samples. To constitute an attack, the mangled voice segment is not supposed to originate from the sound the user is speaking, let alone preserving discernible acoustic features. This demonstrates that VAuth matches the time-domain signals in their entirety, thwarting such attacks on the voice assistant and recognition systems.

Last but not least, we tested VAuth with the set of mangled voice commands⁶ used by Carlini *et al.* [3]. We asked four different individuals to repeat these commands while wearing VAuth. The accelerometer samples corresponding to each command do not match their mangled voice counterparts.

In scenario B, an attacker also fails to overcome VAuth’s protection. We indicated earlier in Section VII-B and in this section that VAuth successfully distinguishes the phonemes and commands of the same user. We further confirm that VAuth can differentiate the same phoneme or command

⁶<http://www.hiddenvoicecommands.com/>

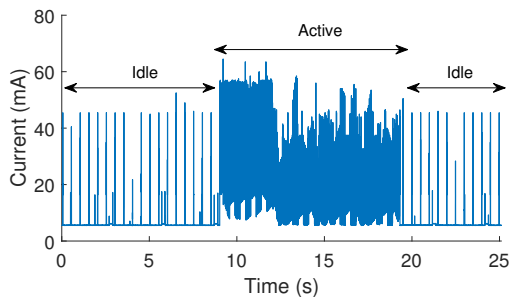


Fig. 17. Current levels of the prototype in the idle and active states.

across different users. Moreover, even if the user is speaking and the adversary is replaying another sound clip of the same user, VAuth can differentiate between the microphone and accelerometer samples and stop the attack. Finally, VAuth might result in some false positives (albeit very low). As explained earlier, these false positive take place because the remaining segments after the per-segment stage of VAuth match, and thus do not represent a viable attack vector. It is worth noting that VAuth could use a more stringent classifier that is tuned to force the false positive rate to be 0. This will come at the cost of usability but could be preferable in high-security situations.

C. Delay and Energy

We measure the delay experienced at the voice assistant side and the energy consumption of the wearable component, using our prototype. As shown in Fig. 2, VAuth incurs delay only during the matching phase: when VAuth uploads the accelerometer and microphone signals to the remote service and waits for a response. According to our test on the same list of 30 commands, we found that a successful match takes 300–830ms, with an average of 364ms, while an unsuccessful match takes 230–760ms, with an average of 319ms. The response time increases proportionally to the length of the commands, but matching a command containing more than 30 words still takes less than 1 second. We expect the delay to decrease further if switching from our Matlab-based server to a full-fledged web server.

When the wearable component transmits accelerometer signals, it switches between two states: idle state that keeps the connection alive and active state that actually transmits the data. We connected our prototype to the Monsoon power monitor and recorded the current levels of the prototype in these two states when powered by a fixed voltage (4V). Fig. 17 illustrates the changes of the current levels when our prototype switches from idle to active and then back to idle. We observed that under active state, our prototype consumes as much as 31mA, while under idle state, it only consumes an average of 6mA. Most of the energy is used to keep the Bluetooth connection and transmit data (in the active state) — the energy consumed by the accelerometer sensor is almost negligible.

Assuming the user always keeps the wearable open at daytime and sends 100 voice commands per day (each voice

command takes 10 seconds). Our prototype consumes 6.3mA on average. This might even be an overestimation since 90% of the users issue voice commands at most once per day according to our survey. A typical 500mAh Li-Ion battery used by wearables (comparable to a US quarter coin) can power our prototype for around a week. 80% of the participants in our usability survey think they have no problem with recharging the wearable on a weekly basis. We conducted all the analyses on our prototype which directly utilizes off-the-shelf hardware chips without any optimization, assuming that VAuth is provided as a standalone wearable. If incorporated into an existing wearable device, VAuth will only introduce an additional energy overhead of less than 10mAh per day.

X. DISCUSSION

In our prototype implementation, we enforce the same policy for all voice commands: if the authentication passes, execute else drop the command. However, one can implement customized policy for different commands. For example, some commands, such as time/weather inquiry, are not privacy/security-sensitive, so VAuth can execute them directly without going through additional authentication process; other commands, such as controlling home appliances might be highly sensitive, and hence VAuth should promptly warn the user instead of simply dropping the command. This can be implemented by extending the Intent interception logic in our prototype implementation, making VAuth react differently according to different Intent actions, data, and types.

Besides its excellent security properties, VAuth has a distinct advantage over existing technologies — it is wear-and-use without any user-specific, scenario-dependent training. Although we used machine learning to facilitate matching decision in our algorithm, we only trained once (on English phonemes of a test user) and then applied it in all other cases. Our evaluation demonstrates that VAuth is robust to changes in accents, speed of speech, mobility, or even languages. This significantly increases the usability of VAuth .

XI. CONCLUSION

In this paper, we have proposed VAuth , a system that provides continuous authentication for voice assistants. We demonstrated that even though the accelerometer information collected from the facial/neck/chest surfaces might be weak, it contains enough information to correlate it with the data received via microphone. VAuth provides extra physical assurance for voice assistant users and is an effective measure against various attack scenarios. It avoids the pitfalls of existing voice authentication mechanisms. Our evaluation with real users under practical settings shows high accuracy and very low false positive rate, highlighting the effectiveness of VAuth . In future, we would like to explore more configurations of VAuth that will promote wider real-world deployment and adoption.

REFERENCES

- [1] R. Metz, "Voice Recognition for the Internet of Things," <https://www.technologyreview.com/s/531936/voice-recognition-for-the-internet-of-things/>, Oct. 2014.
- [2] T. Vaidya, Y. Zhang, M. Sherr, and C. Shields, "Cocaine noodles: exploiting the gap between human and machine speech recognition," in *9th USENIX Workshop on Offensive Technologies (WOOT 15)*, 2015.
- [3] N. Carlini, P. Mishra, T. Vaidya, Y. Zhang, M. Sherr, C. Shields, D. Wagner, and W. Zhou, "Hidden voice commands," in *25th USENIX Security Symposium (USENIX Security 16)*. Austin, TX: USENIX Association, Aug. 2016, pp. 513–530. [Online]. Available: <https://www.usenix.org/conference/usenixsecurity16/technical-sessions/presentation/carlini>
- [4] C. Kasmi and J. Lopes Esteves, "Lemi threats for information security: Remote command injection on modern smartphones," *Electromagnetic Compatibility, IEEE Transactions on*, vol. 57, no. 6, pp. 1752–1755, 2015.
- [5] R. Martin, "Listen Up: Your AI Assistant Goes Crazy For NPR Too," <http://www.npr.org/2016/03/06/469383361/listen-up-your-ai-assistant-goes-crazy-for-npr-too>, Mar. 2016.
- [6] Y. Ben-Itzhak, "What if smart devices could be hacked with just a voice?" <http://now.avg.com/voice-hacking-devices/>, Sep. 2014.
- [7] A. Martin and G. Hugo, "Banking biometrics: hacking into your account is easier than you think," <https://www.ft.com/content/959b64fe-9f66-11e6-891e-abe238dee8e2>.
- [8] S. Panjwani and A. Prakash, "Crowdsourcing attacks on biometric systems," in *Tenth Symposium on Usable Privacy and Security, SOUPS 2014, Menlo Park, CA, USA, July 9-11, 2014*, 2014, pp. 257–269. [Online]. Available: <https://www.usenix.org/conference/soups2014/proceedings/presentation/panjwani>
- [9] W. Diao, X. Liu, Z. Zhou, and K. Zhang, "Your voice assistant is mine: How to abuse speakers to steal information and control your phone," in *Proceedings of the 4th ACM Workshop on Security and Privacy in Smartphones & Mobile Devices*, ser. SPSM '14. New York, NY, USA: ACM, 2014, pp. 63–74. [Online]. Available: <http://doi.acm.org/10.1145/2666620.2666623>
- [10] G. Petracca, Y. Sun, T. Jaeger, and A. Atamli, "Android: Preventing attacks on audio channels in mobile devices," in *Proceedings of the 31st Annual Computer Security Applications Conference*, ser. ACSAC 2015. New York, NY, USA: ACM, 2015, pp. 181–190. [Online]. Available: <http://doi.acm.org/10.1145/2818000.2818005>
- [11] A. P. Felt, S. Egelman, M. Finifter, D. Akhawe, and D. Wagner, "How to ask for permission," in *Proceedings of the 7th USENIX Conference on Hot Topics in Security*, ser. HotSec'12. Berkeley, CA, USA: USENIX Association, 2012, pp. 7–7. [Online]. Available: <http://dl.acm.org/citation.cfm?id=2372387.2372394>
- [12] M. Baloul, E. Cherrier, and C. Rosenberger, "Challenge-based speaker recognition for mobile authentication," in *Biometrics Special Interest Group (BIOSIG), 2012 BIOSIG-Proceedings of the International Conference of the*. IEEE, 2012, pp. 1–7.
- [13] C. Cornelius, Z. Marois, J. Sorber, R. Peterson, S. Mare, and D. Kotz, "Vocal resonance as a passive biometric," 2014.
- [14] A. Das, O. K. Manyam, M. Tapaswi, and V. Taranalli, "Multilingual spoken-password based user authentication in emerging economies using cellular phone networks," in *Spoken Language Technology Workshop, 2008. SLT 2008. IEEE*. IEEE, 2008, pp. 5–8.
- [15] M. Kunz, K. Kasper, H. Reininger, M. Möbius, and J. Ohms, "Continuous speaker verification in realtime," in *BIOSIG*, 2011, pp. 79–88.
- [16] L. Myers, "An Exploration of Voice Biometrics," <https://www.sans.org/reading-room/whitepapers/authentication/exploration-voice-biometrics-1436>, April 2004.
- [17] A. J. Aviv, B. Sapp, M. Blaze, and J. M. Smith, "Practicality of accelerometer side channels on smartphones," in *Proceedings of the 28th Annual Computer Security Applications Conference*. ACM, 2012, pp. 41–50.
- [18] P. Marquardt, A. Verma, H. Carter, and P. Traynor, "(sp) iphone: decoding vibrations from nearby keyboards using mobile phone accelerometers," in *Proceedings of the 18th ACM conference on Computer and communications security*. ACM, 2011, pp. 551–562.
- [19] E. Owusu, J. Han, S. Das, A. Perrig, and J. Zhang, "Accessory: password inference using accelerometers on smartphones," in *Proceedings of the Twelfth Workshop on Mobile Computing Systems & Applications*. ACM, 2012, p. 9.
- [20] Z. Xu, K. Bai, and S. Zhu, "Taplogger: Inferring user inputs on smartphone touchscreens using on-board motion sensors," in *Proceedings of the fifth ACM conference on Security and Privacy in Wireless and Mobile Networks*. ACM, 2012, pp. 113–124.
- [21] Y.-A. S. Lien, C. R. Calabrese, C. M. Michener, E. H. Murray, J. H. Van Stan, D. D. Mehta, R. E. Hillman, J. P. Noordzij, and C. E. Stepp, "Voice relative fundamental frequency via neck-skin acceleration in individuals with voice disorders," *Journal of Speech, Language, and Hearing Research*, vol. 58, no. 5, pp. 1482–1487, 2015.
- [22] D. D. Mehta, M. Zañartu, S. W. Feng, H. A. Cheyne, and R. E. Hillman, "Mobile voice health monitoring using a wearable accelerometer sensor and a smartphone platform," *Biomedical Engineering, IEEE Transactions on*, vol. 59, no. 11, pp. 3090–3096, 2012.
- [23] Haskins Laboratories, "The Acoustic Theory of Speech Production: the source-filter model," <http://www.haskins.yale.edu/featured/heads/mmsp/acoustic.html>.
- [24] M. B. Lindsalwa Muda and I. Elamvazuthi, "Voice recognition algorithms using mel frequency cepstral coefficient (mfcc) and dynamic time warping (dtw) techniques," *Journal Of Computing*, vol. 2, no. 3, pp. 138–143, 2010.
- [25] T. Vu, A. Baid, S. Gao, M. Gruteser, R. Howard, J. Lindqvist, P. Spasojevic, and J. Walling, "Distinguishing users with capacitive touch communication," in *Proceedings of the 18th Annual International Conference on Mobile Computing and Networking*, ser. Mobicom '12. New York, NY, USA: ACM, 2012, pp. 197–208. [Online]. Available: <http://doi.acm.org/10.1145/2348543.2348569>
- [26] S. Mare, A. M. Markham, C. Cornelius, R. Peterson, and D. Kotz, "Zebra: zero-effort bilateral recurring authentication," in *Security and Privacy (SP), 2014 IEEE Symposium on*. IEEE, 2014, pp. 705–720.
- [27] C. Cornelius, R. Peterson, J. Skinner, R. Halter, and D. Kotz, "A wearable system that knows who wears it," in *Proceedings of the 12th Annual International Conference on Mobile Systems, Applications, and Services*, ser. MobiSys '14. New York, NY, USA: ACM, 2014, pp. 55–67. [Online]. Available: <http://doi.acm.org/10.1145/2594368.2594369>
- [28] T. Trippel, O. Weisse, W. Xu, P. Honeyman, and K. Fu, "WALNUT: Waging doubt on the integrity of mems accelerometers with acoustic injection attacks," in *In Proceedings of the 2nd IEEE European Symposium on Security and Privacy (EuroS&P 2017)*. To appear.
- [29] Bluetooth SIG, "Specification of the Bluetooth System," Version 4.2, Dec. 2014, <https://www.bluetooth.org/en-us/specification/adopted-specifications>.
- [30] R. West, "The psychology of security," *Commun. ACM*, vol. 51, no. 4, pp. 34–40, Apr. 2008. [Online]. Available: <http://doi.acm.org/10.1145/1330311.1330320>
- [31] A. M. Lund, "Measuring usability with the USE questionnaire," *Usability Interface*, vol. 8, pp. 3–6, 2001.
- [32] P. Boersma, "Accurate short-term analysis of the fundamental frequency and the harmonics-to-noise ratio of a sampled sound," *Institute of Phonetic Sciences - University of Amsterdam*, vol. 17, pp. 97–110, 1993.
- [33] D. D. Mehta, J. H. V. Stan, and R. E. Hillman, "Relationships between vocal function measures derived from an acoustic microphone and a subglottal neck-surface accelerometer," *IEEE/ACM Transactions on Audio, Speech, and Language Processing*, vol. 24, no. 4, pp. 659–668, April 2016.
- [34] M. Hall, E. Frank, G. Holmes, B. Pfahringer, P. Reutemann, and I. H. Witten, "The weka data mining software: An update," *SIGKDD Explor. Newsl.*, vol. 11, no. 1, pp. 10–18, Nov. 2009. [Online]. Available: <http://doi.acm.org/10.1145/1656274.1656278>
- [35] J. Platt, "Fast training of support vector machines using sequential minimal optimization," in *Advances in Kernel Methods - Support Vector Learning*. MIT Press, January 1998. [Online]. Available: <https://www.microsoft.com/en-us/research/publication/fast-training-of-support-vector-machines-using-sequential-minimal-optimization/>
- [36] M. Liberman, "Linguistics 001 – sound structure of language," <http://www.ling.upenn.edu/courses/ling001/phonology.html>, accessed: 2016-05-23.
- [37] Nuance Cloud Services, "Http services 1.0 programmer's guide," https://developer.nuance.com/public/Help/HttpInterface/HTTP_web_services_for_NCS_clients_1.0_programmer_s_guide.pdf, Dec. 2013.
- [38] K. Yoshida, "Phonetic implementation of korean denasalization and its variation related to prosody," *IULC Working Papers*, vol. 8, no. 1, 2008.

APPENDIX A

Here, we list two tables which contain the English language phonetics as well as their examples and the list of commands we utilized for evaluating VAuth.

TABLE III
THE IPA CHART OF ENGLISH PHONETICS.⁷

Vowel	Examples	Consonants	Examples
ʌ	CUP, LUCK	b	BAD, LAB
ɑ:	ARM, FATHER	d	DID, LADY
æ	CAT, BLACK	f	FIND, IF
e	MET, BED	g	GIVE, FLAG
ə	AWAY, CINEMA	h	HOW, HELLO
ɜ:ʔ	TURN, LEARN	j	YES, YELLOW
ɪ	HIT, SITTING	k	CAT, BACK
i:	SEE, HEAT	l	LEG, LITTLE
ɒ	HOT, ROCK	m	MAN, LEMON
ɔ:	CALL, FOUR	n	NO, TEN
ʊ	PUT, COULD	ŋ	SING, FINGER
u:	BLUE, FOOD	p	PET, MAP
ɑɪ	FIVE, EYE	r	RED, TRY
ɑʊ	NOW, OUT	s	SUN, MISS
eɪ	SAY, EIGHT	ʃ	SHE, CRASH
oʊ	GO, HOME	t	TEA, GETTING
ɔɪ	BOY, JOIN	tʃ	CHECK, CHURCH
ɛəʔ	WHERE, AIR	θ	THINK, BOTH
ɪəʔ	NEAR, HERE	ð	THIS, MOTHER
ʊəʔ	PURE, TOURIST	v	VOICE, FIVE
-	-	w	WET, WINDOW
-	-	z	ZOO, LAZY
-	-	ʒ	PLEASURE, VISION
-	-	dʒ	JUST, LARGE

TABLE IV
THE LIST OF COMMANDS.⁸

Command	Command
1. How old is Neil deGrasse Tyson?	16. Remind me to buy coffee at 7am from Starbucks
2. What does colloquial mean?	17. What is my schedule for tomorrow?
3. What time is it now in Tokyo?	18. Where's my Amazon package?
4. Search for professional photography tips	19. Make a note: update my router firmware
5. Show me pictures of the Leaning Tower of Pisa	20. Find Florence Ion's phone number
6. Do I need an umbrella today? What's the weather like?	21. Show me my bills due this week
7. What is the Google stock price?	22. Show me my last messages.
8. What's 135 divided by 7.5?	23. Call Jon Smith on speakerphone
9. Search Tumblr for cat pictures	24. Text Susie great job on that feature yesterday
10. Open greenbot.com	25. Where is the nearest sushi restaurant?
11. Take a picture	26. Show me restaurants near my hotel
12. Open Spotify	27. Play some music
13. Turn on Bluetooth	28. What's this song?
14. What's the tip for 123 dollars?	29. Did the Giants win today?
15. Set an alarm for 6:30 am	30. How do you say good night in Japanese?

⁷copied from: <http://www.antimoon.com/resources/phonchart2008.pdf>

⁸inspired from: <http://www.greenbot.com/article/2359684/android/a-list-of-all-the-ok-google-voice-commands.html>