



MACROJOURNALS

The Journal of **MacroTrends** in Technology and Innovation

Automatic Knot Adjustment Using Dolphin Echolocation Algorithm for B-Spline Curve Approximation

Hasan Ali AKYÜREK*, Erkan ÜLKER, Barış KOÇER****

**Necmettin Erbakan University, School of Applied Sciences, Department of Management Information Sciences*

***Selcuk University, Faculty of Engineering, Department of Computer Engineering*

Abstract

In this paper, a new approach to solve the cubic B-spline curve fitting problem is presented based on a meta-heuristic algorithm called “dolphin echolocation”. The method minimizes the proximity error value of the selected nodes that measured using the least squares method and the Euclidean distance method of the new curve generated by the reverse engineering. The results of the proposed method are compared with the genetic algorithm. As a result, this new method seems to be successful.

Keywords: *B-spline Curve Approximation, Cubic B-spline, Data Parameterization on B-Spline, Dolphin Echolocation Algorithm, Knot adjustment*

1. INTRODUCTION

B-Spline curve fitting is a classical problem for computer aided geometric design [1]. For example, de facto for the CAD / CAM and related graphic design industries, and in most geometric modeling areas is that non-polynomial parametric curves should be transformed into non-uniform rational B-splines. Similarly, in vector font modeling problems, fonts are often fitted with a soft-pass B-Spline. In practical applications, the distance between the target curve and the fitted B-Spline curve must be less than a predetermined tolerance, and the resulting curve is called an error-bound approach. Euclidean distance method is used to measure the value corresponding to the distance between two curves.

2. B-SPLINE CURVE FITTING PROBLEM

The problem of B-Spline curve fitting is expressing the target curve with minimum tolerance through b-spline curves. The target curve can be two or three dimensional [2]. The scope of this paper

- The parameterization of the target data points
- The convergence of the minimum error tolerance with the B-Spline curves using the automatically placed minimum control point constitute.

A B-spline curve is expressed as equation (1).

$$P(u) = \sum_{i=0}^n p_i N_{i,p}(u) \quad \#(1)$$

where p_i is the i th control point and $N_{i,p}$ is the main function of B-Spline curves.

The main function $N_{i,p}$ of B-Spline curve for given knot vector t with degree p is expressed as equation (2).

$$N_{i,0}(u) = \begin{cases} 1, & t_i \leq u \leq t_{i+1} \\ 0, & otherwise \end{cases}$$

$$N_{i,p}(u) = \frac{u - t_i}{t_{i+p} - t_i} N_{i,p-1}(u) + \frac{t_{i+p+1} - u}{t_{i+p+1} - t_{i+1}} N_{i+1,p-1}(u) \quad \#(2)$$

Further information on the B-Spline curves can be found [3].

A. Methods on Data Parameterization

Because of B-Spline curves are parametric curves, the target data points need to be parameterized in the B-Spline curve fitting. However calculation of optimum data parameterization is theoretically quite difficult, different ways of data parameterization are used in applications. Three methods of uniform parameterization, chord-length parameterization, and centripetal parameterization are emerging in researches based on previous studies [4,5,6]. In this study centripetal parameterization method is used.

B. Euclidean Distance Minimization

The Euclidean distance is used to calculate the error between the target curve and the B-Spline fitted curve. The Euclidean distance is calculated by an equation (3)

$$D = \sqrt{\sum_{i=1}^L (C(i) - B(i))^2} \quad \#(3)$$

where $C(i)$ is the i th data in original dataset, $B(i)$ is the i th data in the fitted curve. The general

approach of this paper is to minimize this distance and express the B-Spline curve with minimum control point at the same time. Thus the Euclidean distance and the number of control points is treated together in the fitness function.

C. Dolphin Echolocation Algorithm

The dolphin echolocation algorithm presented by Kaveh and Ferhouni is an optimization algorithm that is inspired by the hunting principles of bottlenose dolphins through sonar waves [7]. The dolphins explore the entire search area for a specific effect to hunt. As they approach their prey, they try to focus on the target by limiting the number of waves they send by limiting their search. This algorithm implements search by reducing the distance to the target. The search space must be sorted before beginning to search. The alternatives of each variable to be optimized must be sorted in ascending or descending order. If these alternatives have more than one characteristic, they should be sorted according to the most important one. In the use of this technique, for example, for the variable j , the vector A_j in length LA_j forms the columns of the Alternatives Matrix. In addition, a convergence curve is used to change the convergence factor during the optimization process. The variation of this trend throughout the iterations is calculated by equation (4).

$$PP(Loop_i) = PP_1 + (1 - PP_1) * \frac{Loop_i^{Power} - 1}{(LoopsNumber)^{Power} - 1} \quad \#(4)$$

where PP is the probability of being pre-defined, PP_1 is randomly selected probability for the first iteration, $Loop_i$ is the number of the current iteration, $Power$ is the rank of the curve, and $LoopsNumber$ is the total number of iterations. Algorithm requires a location matrix $L_{NL \times NV}$ in the variable number NV at the location count NL .

The main steps of Dolphin Echolocation (DE) for discrete optimization are as follows:

1. Create NL locations randomly for dolphin.
2. PP of current iteration is calculated using the equation (4).
3. Fitness is calculated for every location.
4. Calculate cumulative fitness according to the following dolphin rules

(a)

for $i = 1$ to the number of locations

for $j = 1$ to the number of variables

find the position of $L(i,j)$ in j th column of the Alternatives matrix and name it as A .

for $k = -Re$ to Re

where $AF(A+k)_j$ is the cumulative fitness of the selected alternative $(A+k)$ for the j th variable (the numbering of the alternatives is the same as the ordering of the alternative matrix); Re is

the diameter of the influence of the neighbor affected by the cumulative fitness of alternative A. It is recommended that this diameter should not be more than 1/4 of the search space; $Fitness(i)$ is the fitness of the i th location. The fitness should be defined as the best answers will get higher value. In other words, the goal of optimization should be to maximize the fitness.

AF must be calculated using a reflective property by adding alternatives near the edges (if $A + k$ is not valid, i.e. $A + k < 0$ or $A + k > LA_j$).

In this case, if the distance of the alternative to the edge is small, the same alternatives appear in the mirror as if a mirror were placed on the edge.

(b) A small ϵ value is added to AF sequences $AF = AF + \epsilon$ in order to distribute probabilities uniformly in search space. Here ϵ should be chosen according to the way of describing the fitness. The best choice is lower than the lowest fitness value achieved.

(c) Find the best location for this loop and call it as "*Best location*". Find the alternatives assigned to the best location variables and set their AF to zero.

In another saying:

for $j = 1$: Number of variables

for $i = 1$: Number of alternatives

if $i = \text{The best location}(j)$

$AF_{ij} = 0$

5. For the variable j ($j = 1$ to NV), calculate the probability by choosing alternative i ($i = 1$ to LA_j) according to the equation (6).

$$P_{ij} = \frac{AF_{ij}}{\sum_{i=1}^{LA_j} AF_{ij}} \quad \#(6)$$

6. Assign PP probability to all alternatives of all selected variables for the best location and distribute the remaining probability to other alternatives according to the form below:

for $j = 1$ to Number of variables

for $i = 1$ to Number of alternatives

if $i = \text{The best location}(j)$

$$P_{ij} = PP$$

7. Calculate the next step locations according to the assigned probability to each alternate. Repeat steps 2-6 maximum iteration number times.

3. AUTOMATIC KNOT ADJUSTMENT BY DOLPHIN ECHOLOCATION ALGORITHM

In the problem of B-Spline curve fitting, the fitted curve is tried to converge to the target curve with minimum tolerance and with minimum control point. In that case, such nodes must be selected for the given N points so that the error tolerance and the number of control points of the nearest curve are minimum. Thus, an array of N bits is expressed 1 as selected nodes and 0 as non-selected. Thus, the alternatives for each variable are [0,1]. Each location for a dolphin echolocation is called as solution. These solutions can be illustrated as Figure 1.

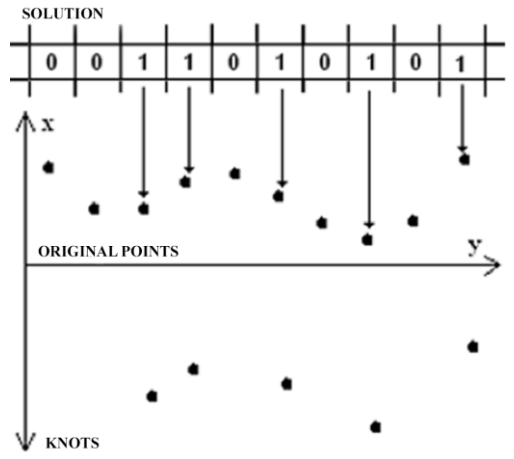


Figure 1. Sample solution illustration

For example, it is possible to express 10 points in this way with the control points to be calculated for the 5 selected nodes. The aim of dolphin echolocation is maximizing the fitness for equation (7) can be used as fitness function.

$$f = \frac{1}{\text{NumberOfControlPoint} * \text{ErrorValue}} \quad \#(7)$$

The B-Spline curve fitting process with the dolphin echolocation algorithm is as follows.

1. Create random solutions for the startup population.
2. Calculate the PP of current iteration.
3. Calculate the fitness value for all possible solutions.
4. Calculate the cumulative fitness of the variables in each possible solution.
5. Find the best solution according to maximum fitness.
6. Set the cumulative fitness of all solutions variables to 0 which variables equal to the variables of the best solution.
7. Calculate the probabilities of alternatives for each variable in all solutions.
8. Set the probabilities of all alternatives equal to the variables of the best solution to probability of the current iteration.

9. Find the possible solutions to be used in the next iteration by the probabilities of the alternatives for each variable.

10. Repeat steps 2-9 for the number of iteration times.

4. EXPERIMENTAL RESULTS

A. Experimental Curve

The target is a curve of 200 points. The approximation results of the 3rd degree B-Spline curves are as shown in Table 1.

ITERATION	GENETIC ALGORITHM				DOLPHIN ECHOLOCATION ALGORITHM			
	RMSE	Euclidean Distance	Number of Control Point	Fitness	RMSE	Euclidean Distance	Number of Control Point	Fitness
10	4,36660	670,6340	92	61698,32	3,92919	572,6328	95	54400,11
25	3,90026	607,9586	96	58364,02	3,25922	471,9693	93	43893,14
50	2,18640	308,7266	108	33342,48	1,62066	233,4690	97	22646,50
100	2,93898	418,3969	93	38910,91	1,88715	252,2174	98	24717,30
250	2,49795	350,5132	97	33999,78	1,81226	244,5128	84	20539,08
500	1,75746	243,1649	101	24559,65	1,75954	226,2702	93	21043,13
1000	1,97076	278,8363	97	27047,12	1,41782	201,0667	89	17894,94
2000	1,66949	256,1887	98	25106,49	1,59712	201,9198	87	17567,02

Table 1. Experimental results for different number of iteration.
Plotted experimental results is shown in Figure 2.

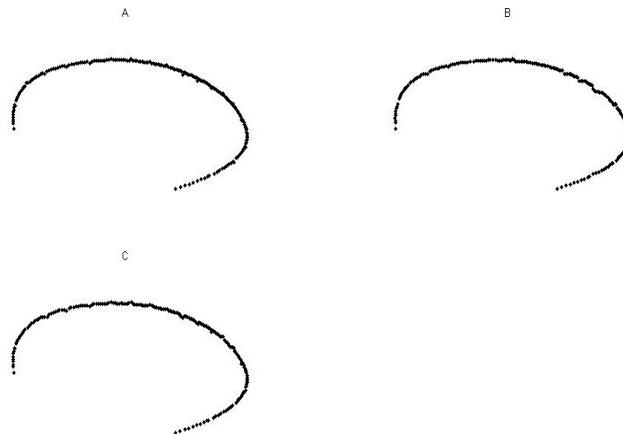


Figure 2. A) Original Curve, B) Genetic Algorithm, C) Dolphin Echolocation Algorithm

B. Epitrochoid Curve

The target is a curve of 361 points. The curve equation is as follows.

$$x(t) = (a + b) * \cos(t) - h * \cos\left(\left(\frac{a}{b} + 1\right) * t\right)$$

$$y(t) = (a + b) * \sin(t) - h * \sin\left(\left(\frac{a}{b} + 1\right) * t\right)$$

For the parameters $a = 5$, $b = 1$ and $h = 4$, The approximation results of the 3rd degree B-Spline curve for the curve calculated at $-180 \leq t \leq 180$ are as in Table 2.

ITERATION	GENETIC ALGORITHM				DOLPHIN ECHOLOCATION ALGORITHM			
	RMSE	Euclidean Distance	Number of Control Point	Fitness	RMSE	Euclidean Distance	Number of Control Point	Fitness
10	0,01510	5,2401	174	911,78	0,00689	3,3247	189	628,37
25	0,00795	3,1472	196	616,84	0,00851	3,4572	192	663,78
50	0,00937	3,6672	179	656,44	0,00906	3,6758	185	680,02
100	0,00460	2,4077	193	464,69	0,00652	2,9933	195	583,69
250	0,00767	3,2174	164	527,65	0,00739	2,9937	185	553,83
500	0,00571	2,5488	170	433,30	0,00638	3,1269	181	565,97
1000	0,00245	1,7965	189	339,54	0,00252	1,7468	179	312,68
2000	0,00314	1,8436	198	365,03	0,00308	1,9796	166	328,61

Table 2. Experimental results for different number of iteration.

Plotted experimental results is shown in Figure 3.

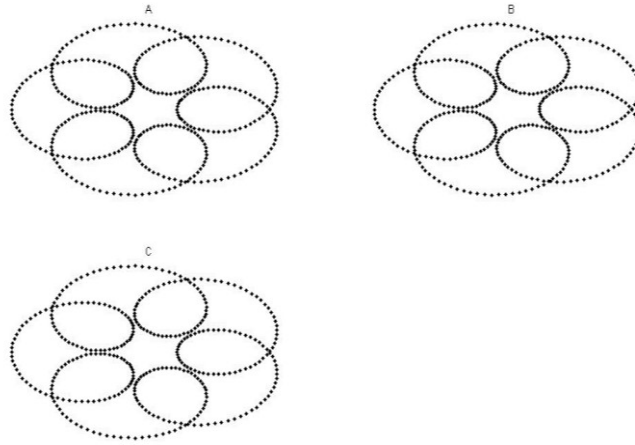


Figure 3. A) Original Curve, B) Genetic Algorithm, C) Dolphin Echolocation Algorithm

C. Archimedean Spiral

The target is a curve of 100 points. The curve equation is as follows.

$$r = a * t$$

$$x(t) = r * \cos(t)$$

$$y(t) = r * \sin(t)$$

For the $a = 2$, The approximation results of the 3rd degree B-Spline curve for the curve calculated at $0 \leq t \leq \pi$ are as shown in Table 3.

ITERATION	GENETIC ALGORITHM				DOLPHIN ECHOLOCATION ALGORITHM			
	RMSE	Euclidean Distance	Number of Control Point	Fitness	RMSE	Euclidean Distance	Number of Control Point	Fitness
10	0,00468	1,3419	46	61,73	0,00279	1,2520	47	58,84
25	0,00356	1,2649	43	54,39	0,00468	1,3680	48	65,67
50	0,00150	1,1490	50	57,45	0,00417	1,3182	44	58,00
100	0,00178	1,1159	48	53,56	0,00340	1,2512	38	47,54
250	0,00209	1,1604	38	44,09	0,00535	1,3127	32	42,01
500	0,00205	1,1405	38	43,34	0,00313	1,2247	34	41,64
1000	0,00209	1,1435	41	46,88	0,00257	1,2135	36	43,69
2000	0,00318	1,2054	33	39,78	0,00277	1,1890	36	42,81

Table 3. Experimental results for different number of iteration.

Plotted experimental results is shown in Figure 4.

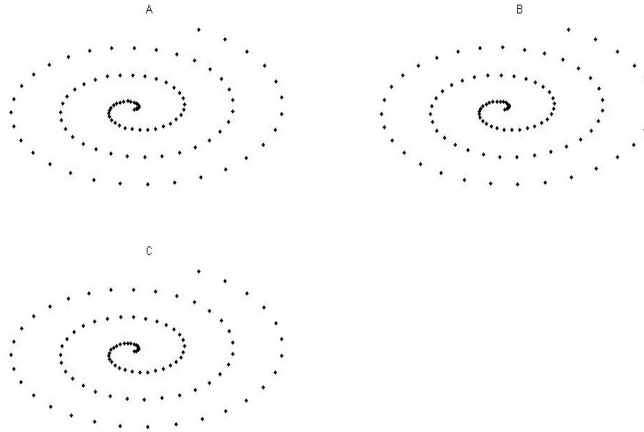


Figure 4. A) Original Curve, B) Genetic Algorithm, C) Dolphin Echolocation Algorithm

D. Vivaldi Curve

The target curve is a curve of 241 points. The curve equation is as follows.

$$x(t) = a * (1 + \cos(t))$$

$$y(t) = a * \sin(t)$$

$$z(t) = 2 * a * \sin\left(\frac{1}{2} * t\right)$$

For $a = 0.5$, The approximation results of the 3rd degree B-Spline curve for the curve calculated at $-360 \leq t \leq 360$ are as shown in Table 4.

ITERATION	GENETIC ALGORITHM				DOLPHIN ECHOLOCATION ALGORITHM			
	RMSE	Euclidean Distance	Number of Control Point	Fitness	RMSE	Euclidean Distance	Number of Control Point	Fitness
10	0,00036	1,0711	108	115,67	0,00026	1,0599	92	97,52
25	0,00021	1,0578	101	106,84	0,00029	1,0636	96	102,11
50	0,00024	1,0431	90	93,88	0,00054	1,0957	77	84,37
100	0,00015	1,0271	96	98,60	0,00037	1,0805	79	85,36
250	0,00013	1,0231	95	97,20	0,00062	1,1046	65	71,80
500	0,00015	1,0256	80	82,05	0,00074	1,1149	53	59,09
1000	0,00018	1,0327	71	73,32	0,00036	1,0759	54	58,10
2000	0,00028	1,0419	59	61,47	0,00066	1,1431	40	45,72

Table 4. Experimental results for different number of iteration.

Plotted experimental results is shown in Figure 5.

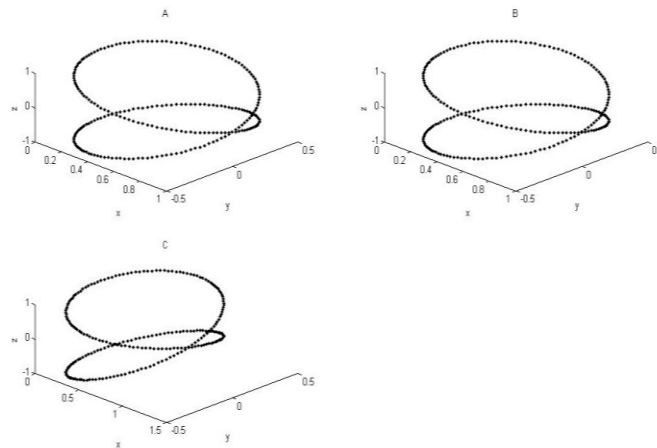


Figure 5. A) Original Curve, B) Genetic Algorithm, C) Dolphin Echolocation Algorithm

5. CONCLUSION AND FEATURE WORK

This paper addresses the problem of curve fitting of noisy data points by using B-spline curves. Given a set of noisy data points, the goal is to compute all parameters of the approximating polynomial B-spline curve that best fits the set of data points in the least-squares sense. This is a very difficult, overdetermined, continuous, multimodal, and multivariate nonlinear optimization problem. Our proposed method solves it by applying the dolphin echolocation algorithm. Our experimental results show that the presented method performs very well by fitting the data points with a high degree of accuracy. A comparison with the most popular previous approach genetic algorithm to this problem is also carried out. It shows that our method outperforms previous approaches for the examples discussed in this paper. Future work includes the extension of this method to other families of curves, such as NURBS and the parametric B-spline curves. The extension of these results to the case of explicit surfaces is also part of our future work.

REFERENCES

- Park, H., & Lee, J. H. (2007). B-spline curve fitting based on adaptive curve refinement using dominant points. *Computer-Aided Design*, 39(6), 439-451.
- De Boor, C., De Boor, C., Mathématicien, E. U., De Boor, C., & De Boor, C. (1978). *A practical guide to splines* (Vol. 27, p. 325). New York: Springer-Verlag.
- Piegl, L., & Tiller, W. (2012). *The NURBS book*. Springer Science & Business Media.
- Park, H. (2001). Choosing nodes and knots in closed B-spline curve interpolation to point data. *Computer-Aided Design*, 33(13), 967-974.
- Vassilev, T. I. (1996). Fair interpolation and approximation of B-splines by energy minimization and points insertion. *Computer-Aided Design*, 28(9), 753-760.
- Wang, X., Cheng, F. F., & Barsky, B. A. (1997). Energy and B-spline interproximation. *Computer-Aided Design*, 29(7), 485-496.
- Kaveh, A., & Farhoudi, N. (2013). A new optimization method: Dolphin echolocation. *Advances in Engineering Software*, 59, 53-70.