

An Improved Adaptive Minimum Action Method for the Calculation of Transition Path in Non-gradient Systems

Yiqun Sun*, Xiang Zhou

*Department of Mathematics,
City University of Hong Kong
Tat Chee Ave, Hong Kong SAR*

Abstract. The minimum action method (MAM) is to calculate the most probable transition path in randomly perturbed stochastic dynamics, based on the idea of action minimization in the path space. The accuracy of the numerical path between different metastable states usually suffers from the “clustering problem” near fixed points. The adaptive minimum action method (aMAM) solves this problem by relocating image points equally along arc-length with the help of moving mesh strategy. However, when the time interval is large, the images on the path may still be locally trapped around the transition state, due to the singularity between arc-length and time at the transition state. Additionally, in most non-gradient dynamics, the tangent direct of the path is not continuous near the transition state so that a geometric corner forms, which brings extra challenges for the aMAM. In this note, we improve the aMAM by proposing a better monitor function that does not contain the numerical approximation of derivatives, and taking use of a generalized arc-length scheme of the Euler-Lagrange equation to solve the minimization problem, so that both the path-tangling problem and the non-smoothness in parametrizing the curve no longer exist. To further improve the accuracy, we apply the Weighted Essentially non-oscillatory (WENO) method for the interpolation to achieve better performance. Numerical examples are presented to demonstrate the advantages of our new method.

Key words: Rare Event, Transition Path, Minimum Action Method, Moving Mesh, WENO

1 Introduction

The calculation of quasi-potential and the most probably transition path between stable equilibria in metastable systems is of interest to researchers in the study of dynamics of complex and stochastic systems in long time scales [1]. The minimum action method (MAM) [2] was introduced to find such optimal paths by directly minimizing the action functional, which is

*Corresponding author. *Email addresses:* yqsun5-c@my.cityu.edu.hk (Y. Sun), xiang.zhou@cityu.edu.hk (X. Zhou)

the rate function in the large deviation theory [1]. The action minimizer within a certain rare-event subset in the path space, i.e., the minimum action path, carries the dominant contribution to the probability for the corresponding rare events. So, conditioned on the occurrence of rare events, the minimum action path is the most probable path under the influence of small noise in the long run. In many applications, the path represents the progressive physical process of important rare events such as phase transformation, chemical reaction, etc. Therefore, the numerical study of how to calculate the path efficiently is of great importance.

There have been quite many developments of numerical methods for the minimum action path. Firstly, when the system is of gradient type, i.e., the dynamics is gradient flow driven by a potential energy, the variational problem for the minimum action path gets simplified and it turns out that essentially the optimal transition path is simply the time-reversed trajectory of the gradient flow. The joint location of the “uphill” path from one well and the “downhill” path toward the other well in the phase space is an index-1 saddle point which serves as transition state. The min-mode eigen-direction of the saddle point collapses with the tangential direction of the path from the *both* sides. This result reveals a second important feature for the gradient system: the tangential direction of the path is always continuous (belonging to C^1 curve), even when it crosses the separatrix via the saddle point. In practice, the path-finding algorithms, such as the string method [3] never searches the “uphill” and “downhill” paths separately since the saddle point is unknown *a priori*, but these methods search the whole path once for all between local minima and then locate the saddle point from the numerical path and split the path into “uphill” and “downhill” segments for interpretations.

But in the non-gradient systems, the above features of the path no longer holds, due to the lack of detailed balance for the stationary probability distribution. The “uphill” path and the “downhill” path are distinctively different in nature. More importantly, they meet at the saddle point from different directions in two sides of the separatrix: a sharp corner is usually formed where the path crosses the separatrix. The “uphill” path escapes the characteristic boundary by choosing a direction different from the eigen-direction of the saddle point. The path then exhibits non-smoothness, meaning that if the path φ is written in terms of arc length parameter $s \in [0,1]$, then $\varphi'(s)$ is not continuous at s_* , even though $|\varphi'(s)| \equiv \text{const}$, where $\varphi(s_*)$ is the location of the saddle point. This is a generic phenomena for transition path in non-gradient system and it is the origin of the non-Gaussian skewed distribution of the exist point on boundary. It also affects the prefactor estimation of mean exist time for non-gradient systems [4, 5]. Refer to the work of [6, 7, 9] for theoretical analysis of the connection to effect of focusing and caustics. To visualize this non-smooth feature of the paths, we shall present two examples including the Maier-Stein model in [8] in the figures shown later.

To locate the saddle points, on the other hand, the direct search of saddle point, such as the dimer method [10] or the gentlest ascent dynamics [11, 12], sounds an alternative strategy. Actually, in many existing practical applications [13–15], after applying the standard MAM, one can usually obtain a reasonable result of the path and then by checking the force

along the path, one can further guess the locations of critical points along the curve to serve as initial guess for a further independent run of saddle-point search algorithms (from the most straightforward Newton method to the new method of GAD [11]). After successfully splitting the path into “uphill” and “downhill” pieces, one can then run the MAM again separately for each piece to further refine the path and the quasi-potential. This approach only works when the numerical path in the first round of calculation is not too far away from the true solution and also critically relies on the success of finding saddle points. So it should be regarded as a post-process step rather than a true path-finding approach.

It seems there has no much work of a natural and accurate numerical method to directly address the issue of non-smoothness of the path, without extra interference or post-processes mentioned above. The discontinuous tangential direction across the boundary arising in non-gradient systems imposes very subtle challenges for the numerical calculations of the transition path. First, in the formulation of the Freidlin-Wentzel theory, the action functional is defined in the absolute continuous function space $AC[0, T]$ for a fixed $T > 0$, while the optimal T that further minimizes the action is infinitely. Actually, at the saddle point, say x_* , the uphill path, denoted by $\varphi_+(t)$, goes to x_* as $t \rightarrow +\infty$ while the downhill path, denoted by $\varphi_-(t)$, emits from x_* as $t \rightarrow -\infty$. The time derivatives $\dot{\varphi}_+$ and $\dot{\varphi}_-$ both vanish to zero as t tends to $+\infty$ and $-\infty$ respectively. In practice, the two jointly infinite-time intervals are approximated by a single finite time interval $[0, T]$ for a very large T . When T is large, the problem actually becomes ill-posed: the grid points are extremely dense in geometry near fixed points. Numerous computational results of this clustering effect show the critical importance of calculating the path by adopting the arc-length parametrization. To capture the geometric shape of the path efficiently, it is very important to represent the path by the grid points with equal geometric distance along the curve. The adaptive MAM, “aMAM”, [16] and the geometric MAM, “gMAM”, [17] were developed for this purpose by resolving the arc-length parametrization either numerically or analytically. The numerical approach in aMAM is based on the moving mesh strategy by choosing a monitor function equivalent to the derivative in time variable. The analytical approach in gMAM is based on the reformulation of the Freidlin-Wentzell action functional by using the Maupertuis’ principle. The main difference between these two methods is that aMAM works for arbitrary but finite T , but gMAM works for the optimal case $T = \infty$. The subsequent research work to improve the numerical efficiency of the MAM includes [15, 18, 29], which covers the topics of high order time discretization and spatial discretization for applications to Navier-Stokes equation.

As we said, the dynamics is simply zero at the saddle points, where the non-smooth corners of the path lie. So, one can find that the coefficient for the second spatial derivative in the associated Euler-Lagrange equation written in form of arc-length parametrization has a degeneracy at these zero-dynamics locations. This is the underlying reason why the a second-order equation will give arise to the non-smooth solution. But numerically, this actually might not be a severe challenge because we empirically find that the simple finite-difference scheme can also guarantee the second order convergence rate for the solution in terms of the grid size, although it certainly deserves more detailed numerical studies. The real challenges

in practice for the version of the aMAM proposed in [16] are (1) for a large time interval, *i.e.*, a large domain of t , the tangling phenomena usually come up and the effect for the moving mesh breaks down. (2) the cubic spline interpolation used in the reparametrization step lowers its accuracy around the corner. In short, the scheme used in [16] is not efficient to address both issues when a very large domain $[0, T]$ is used.

Numerical examples implicate that the moving mesh strategy failed to take effect when the control parameter is improperly selected, and the reason is related to the monitor function used in [16]: $\omega(t) = |1 + K\varphi_t|$, for which the derivative $\varphi_t \approx (\varphi_{n+1} - \varphi_{n-1})/2\Delta t$ has to be calculated numerically. This brings problem to the solution when K is selected too large. Also, the scheme loses efficiency in larger domain for t .

Here we want to propose a new form of the monitor function ω for the aMAM to use, so that the L_∞ norm of the error in numerical path can be controlled with good accuracy. In principle, one could introduce the idea like ENO or WENO (Weighted Essentially non-oscillatory) to approximate the derivative used by $\omega(t)$ in a better way. However, our idea is even simpler and motivated by the heuristic and the deep connection to the underlying Hamiltonian dynamics governing the path (which is a key ingredient in gMAM). Our new monitor function only depends on the dynamics at each images — no any derivative is involved, and has a scaling parameter $0 < r \leq 1$ to further control the parametrization. It can also be shown that at the limit $T \rightarrow \infty$, the parametrization corresponding to the new monitor function with $r=1$ is still in arc-length parameter. In this way, the tangling problem occurred in numerical solution of aMAM is avoided. The second important consequence of our new monitor function is that with the proper choice of $r < 1$ in our method, the path associated with the corresponding parametrization, $\varphi(\alpha)$ for $\alpha \in [0, 1]$, actually does lie in $C^1([0, 1])$: the singularity is removed into the relation between the arc-length and our new parametrization, not in the path-finding algorithm (see Figure 1 in Section 3 later for this point). To further improve the interpolation accuracy, we also make use of the well-known WENO method to do reparameterization, which has been widely applied in capturing the discontinuous solutions such as shock waves and imaging sciences [19–25]. Interestingly, this idea of using the WENO scheme for path calculation has already been applied in the string method for gradient systems [26] to construct the higher order scheme to improve the discretizing accuracy in handling the Euler-Lagrange equation. However, as we already emphasized, only the path in non-gradient systems has the non-smooth structure and calls for the application of the WENO purely for the purpose of reconstruction of more accurately reparametrized paths. The traditional cubic spline interpolation for the gradient system used in [26] is not desired for our purpose here. We prefer the use of the high order WENO interpolation since it works very well no matter the path (as a function of α) is in C^1 or not.

The rest of the paper is organized as follows. In Section 2, we review the minimum action method and adaptive minimum action method. And in Section 3, we give a derivation of our improved scheme of adaptive minimum action method, and we review the WENO scheme for estimating function values in reparameterization step, then we present our improved numerical scheme. In Section 4, we show numerical results of the tunnel-diode model and

the Maier-Stein model. The last is the conclusion session.

2 Theoretical background and the Adaptive Minimum Action Method

In this section we describe the minimum action method [2] and adaptive minimum action method [16] for the calculation of minimum action path.

2.1 Theoretical background

Consider the system modeled by the following Itô stochastic differential equation,

$$\dot{\varphi}(t) = b(\varphi(t)) + \sqrt{\epsilon}\sigma(\varphi(t))\zeta(t), \quad (2.1)$$

where b is the deterministic drift field, σ is the noise amplitude tensor, and ζ is a Gaussian white noise with zero mean and covariance $\langle \zeta_i(t)\zeta_j(t') \rangle = \delta_{ij}\delta(t-t')$. In the framework of the large deviation (cf. [1]), for an SDE like (2.1) in the vanishing noise limit $\epsilon \rightarrow 0$, the probability of a path starting from ϕ_0 at time 0 and end in A at time T is given by

$$\lim_{\epsilon \downarrow 0} \epsilon \log P(X_T \in A) = - \inf_{\substack{\varphi(0) = \phi_0, \\ \varphi(T) \in A}} S_T(\varphi), \quad (2.2)$$

where the action functional

$$S_T(\varphi) = \frac{1}{2} \int_0^T |\dot{\varphi} - b(\varphi(t))|_a^2 dt, \quad (2.3)$$

and $a(x) := \sigma(x)\sigma(x)^T$ is the diffusion tensor, $\langle u, v \rangle_a = \langle u, a^{-1}v \rangle$ and $|u|_a = \sqrt{\langle u, u \rangle_a}$. Also, for generalization of time T goes to infinity, the quasi-potential from point ϕ_0 to point ϕ_1 is defined by

$$V(\phi_0, \phi_1) = \inf_{T > 0} \inf_{\varphi \in AC_{\phi_0}^{\phi_1}(0, T)} S_T(\varphi), \quad (2.4)$$

where $AC_x^y(0, T)$ is the space of absolutely continuous functions $f: [0, T] \rightarrow R^n$ with $f(0) = x$ and $f(T) = y$. All the starting points ϕ_0 and the ending points ϕ_1 in concern throughout this article are two stable fixed points of the field $b(\varphi)$. And the transition rates between two states ϕ_0, ϕ_1 are described by the following equations

$$k_{0 \rightarrow 1} \asymp \exp(-\epsilon^{-1}V(\phi_0, \phi_1)), \quad k_{1 \rightarrow 0} \asymp \exp(-\epsilon^{-1}V(\phi_1, \phi_0)). \quad (2.5)$$

To find the minimum of action $S_T(\varphi)$ is essential in calculating probability of the event ($X_T \in A$) in equation (2.2) and transition rate in (2.5). The Minimum Action Method calculates the following minimization problem:

$$\inf_{\varphi \in AC_{\phi_0}^{\phi_1}(0, T)} S_T(\varphi). \quad (2.6)$$

And the minimizer φ^* is the minimum action path (MAP), which characterize the most probable path from ϕ_0 to ϕ_1 under the influence of small noise. We can obtain the minimum action path by optimization algorithms to solve the problem (2.6). To solve the minimization problem (2.6) in practice, one usually uses the standard optimization method such as evolving the gradient flow $-\delta S/\delta\varphi$, whose steady state equation is the Euler-Lagrange equation of the following boundary value problem

$$\begin{cases} \varphi_{tt} - (\nabla b(\varphi) - (\nabla b(\varphi))^T \varphi_t - (\nabla b(\varphi))^T b(\varphi)) = 0, & t \in [0, T] \\ \varphi(0) = \phi_0, \quad \varphi(T) = \phi_1. \end{cases} \quad (2.7)$$

For problem (2.6), in many examples, the minimum action path passes through the saddle points with two neighbouring stable states as the starting and ending points. For gradient system, this statement is rigorous [30]. For non-gradient systems, there is no rigorous statement, since the existence of saddle point is still a question. But for many known examples where some saddle point lies on the separatrix, the optimal path does pass the saddle points [31]. And the property of $\varphi_t \rightarrow 0$ at the saddle points brings ‘‘clustering problem’’ to the calculation of the MAP if the original MAM in [2] is used, i.e., too many points are around the three critical states while too few points are allocated for shaping the path. The clustering problem increases errors and reduces the accuracy of the algorithm. Numerical results show, when T is small, the solution of the MAP deviates from the true solution, which effectively corresponds to $T = \infty$; when T is large, the solution of the MAP is close to the true solution. Thus a large T is usually needed to capture the true MAP.

2.2 The Adaptive Minimum Action Method

The adaptive minimum action method [16] was proposed to solve the clustering problem by numerically adjust the image points $\{\varphi_i\}_{i=1}^N$ to be equally spaced with respect to arc-length. This method used the simplest discretized form of the integral (2.6) by the finite difference method and rectangle quadrature

$$\min_{\substack{\varphi_1 = \phi_0, \\ \varphi_N = \phi_1}} \frac{1}{2} \sum_{i=1}^N \left| \frac{\varphi_i - \varphi_{i-1}}{\Delta t_i} - b\left(\frac{\varphi_i + \varphi_{i-1}}{2}\right) \right|^2 \Delta t_i. \quad (2.8)$$

where $\Delta t_i = t_i - t_{i-1}$. Suppose at the k_{th} step of the steepest descent minimization of (2.8), the image points are not equally spaced in arc-length, then the aMAM has a reparameterization step to relocate the image points, based on the following relation between t and a new parametrization α :

$$\begin{cases} \frac{d}{dt} \left(\frac{1}{\omega(t)} \frac{d\alpha}{dt} \right) = 0, \\ \alpha(0) = 0, \quad \alpha(T) = 1, \end{cases} \quad (2.9)$$

where ω is the monitor function. Then the problem is actually solved based on the uniform mesh $\{\alpha_i\}_{i=1}^N = i/N$.

The reparameterization step is done as follows: given the mesh points and image points (t_i^k, φ_i^k) , $i=1, \dots, N$ at the k_{th} iteration, the aMAM first finds the corresponding arc-length parameter $\{\alpha_i^k\}_{i=1}^N$ by equation (2.9), and then find a new mesh $\{\hat{t}_i^k\}$ by interpolating (α_i^k, t_i^k) on a uniform mesh $\{\hat{\alpha}_i^k\}$, and finally locate the new image points $\{\hat{\varphi}_i^k\}_{i=1}^N$ on numerical solution of the path by the new mesh $\{\hat{t}_i^k\}_{i=1}^N$. Then the new mesh and image points $(\hat{t}_i^k, \{\hat{\varphi}_i^k\}_{i=1}^N)$ are used to solve the numerical scheme of the minimization problem (2.8).

Equation (2.9) indicates that the mesh is denser where the monitor function $\omega(t)$ is larger. Integrate (2.9), then we can see that

$$\frac{\int_{t_i}^{t_{i+1}} \omega(t) dt}{\hat{K}} = \Delta\alpha, \quad (2.10)$$

where $\hat{K} = \int_0^T \omega(t) dt$. Here the grid size $\Delta\alpha$ for α is assumed constant. The aMAM in [16] selects the monitor function as

$$\omega(t) = \sqrt{1 + K|\varphi_t|^2}, \quad (2.11)$$

with some constant $K > 0$. Thus by solving equation (2.9) with a monitor function (2.11), the aMAM adjusts the mesh of time parameter t to be denser where the time derivative $|\varphi_t|$ is larger, *i.e.*, where we have fast dynamics. And the aMAM usually uses a large enough K to allocate equally spaced image points. We can observe that when K is large, equation (2.10) indicates the arc length, $\int_{t_i}^{t_{i+1}} K|\varphi_t| dt \approx \int_{t_i}^{t_{i+1}} \omega(t) dt = \hat{K}\Delta\alpha$, is approximately a constant. In this way, the aMAM captures the geometric shape of the minimum action path efficiently and thus achieves better accuracy in most cases.

However, the singularity between the increment of arc length ($d\varphi$) and the time variable (dt) can not be resolved, for the fact that $\frac{d\varphi}{dt} \rightarrow 0$ at the saddle point is the nature of the minimum action path. In the original adaptive MAM [16], the redistribution of the points is a good idea, but the monitor function (2.11) used there is problematic once the constant K is too large, because the monitor function is mainly determined by φ_t and the error in the numerical approximation of φ_t is large at the saddle point, which further deteriorates the effect of the moving mesh. The selection of improper K in the aMAM scheme will deviate the solution from the true solution. Also for large T , more points are needed in calculation the true path, and the computational efforts are increasingly large.

3 Methodology

The monitor function of moving mesh strategy in the aMAM scheme is problematic for the fact that it contains the numerical approximation of the derivative φ_t , $(\varphi_i - \varphi_{i-1})/\Delta t_i$, which is significantly different from the true solution at the saddles when the tangling occurs at large T . Based on the aMAM scheme, we propose another choice of the monitor function ω in equation (2.9) as

$$\omega = \frac{|b(\varphi)|^r}{C},$$

where $C = \int_0^T |b(\varphi(t'))|^r dt'$ is a normalizing constant, and r is a positive constant. And the relation between the new variable α and time variable t is

$$\frac{d\alpha}{dt} = \omega(t) = \frac{|b(\varphi(t))|^r}{C}. \quad (3.1)$$

With the boundary condition $\alpha(0) = 0, \alpha(T) = 1$, after integrating equation (3.1) on t , then we have that α is simply

$$\alpha(t) = \frac{\int_0^t |b(\varphi)|^r dt'}{C}, \quad (3.2)$$

and $\alpha \in [0, 1]$. For the system modeled by SDE (2.1), assume $\sigma(\varphi) = I$, I is the identical matrix. The Euler-Lagrange equation associated with the minimization problem (2.6) is the following boundary value problem (see [2])

$$\begin{cases} \varphi_{tt} - (\nabla b(\varphi) - (\nabla b(\varphi))^T) \varphi_t - (\nabla b(\varphi))^T b(\varphi) = 0, & t \in [0, T] \\ \varphi(0) = \phi_0, & \varphi(T) = \phi_1. \end{cases} \quad (3.3)$$

We can obtain the minimum action path by numerically evolving the Euler-Lagrange equation (3.3) as the steepest descent dynamics of minimizing $S_T(\varphi)$. Denote φ' as the derivative of φ with respect to α , then we can observe that

$$\varphi_t = \omega \varphi', \quad (3.4)$$

$$\varphi_{tt} = \omega^2 \varphi'' + \omega \omega_\alpha \varphi'. \quad (3.5)$$

Plug the two terms (3.4) and (3.5) into the Euler-Lagrange equation (3.3), we have the equivalent form of the Euler-Lagrange equation written in the new variable $\alpha \in [0, 1]$:

$$\begin{cases} 0 = \omega^2 \varphi'' - \omega (\nabla b(\varphi) - (\nabla b(\varphi))^T) \varphi' - ((\nabla b(\varphi))^T) b(\varphi), \\ \varphi(0) = \phi_0, & \varphi(1) = \phi_1. \end{cases} \quad (3.6)$$

The action functional is calculated by

$$S_T(\varphi) = \frac{1}{2} \int_0^T |\varphi_t - b(\varphi)|^2 dt = \frac{1}{2} \int_0^1 \frac{1}{\omega} |\omega \varphi' - b(\varphi)|^2 d\alpha.$$

To solve the Euler-Lagrange equation (3.3) on time parameter $\{t_i\}_{i=1}^N$ with the moving mesh strategy in equation (3.1), we are actually solving its equivalent form (3.6) on $\{\alpha_i\}_{i=1}^N$. The numerical error of central finite difference scheme of equation (3.6) is $O(\Delta \alpha_i^2) = \frac{1}{(N-1)^2}$, for each $i = 1, \dots, N$; while in comparison, the error of the aMAM at saddle points is huge, due to the singularity between time t and the arc length. To exclude the errors caused by the singularity at the saddle, we consider the Euler-Lagrangian equation (3.6) in α variable instead.

3.1 The connection to gMAM

In (3.1), if $r=1$, the parametrization in α is just the arc-length parametrization, when T is optimal ($T=\infty$). It is proven in the geometric minimum action method (gMAM) that for this case the solution to minimization problem (2.4), φ^* , satisfies the condition that the Hamiltonian $H(\varphi^*, \varphi_t^* - b(\varphi^*)) = 0$. We have

$$0 = H(\varphi^*, \varphi_t^* - b(\varphi^*)) = \langle b(\varphi^*), \varphi_t^* - b(\varphi^*) \rangle + \frac{1}{2} \langle \varphi_t^* - b(\varphi^*), \varphi_t^* - b(\varphi^*) \rangle = \frac{1}{2} (|\varphi_t^*|^2 - |b(\varphi^*)|^2),$$

i.e., the minimum action path φ^* satisfies $|\varphi_t^*| = |b(\varphi^*)|$. Then by (3.1), *i.e.*, $\frac{d\alpha}{dt} = \frac{|b(\varphi^*)|^r}{C}$, we have

$$|\varphi_\alpha^*| = |\varphi_t^*| \frac{dt}{d\alpha} = C \cdot |b(\varphi^*)|^{1-r},$$

where $C = \int_0^T |b(\varphi^*)|^r dt$. This can be understood as an r -dependent reparametrization of the path. $r=1$ corresponds to the arc-length parametrization. So $r=1$ gives $|\varphi_\alpha^*| \equiv C$, *i.e.*, α is the arc-length parameter. So, essentially, when T is optimal and $r=1$, our method is equivalent to the gMAM (with the arc length parametrization), but we have more flexibility here. The Euler-Lagrangian equation in the gMAM has the similar form as (3.6) by replacing $\omega(t)$ by $\lambda(\alpha) = \frac{|b(\varphi)|}{|\varphi_\alpha|}$ which involves the derivative of φ . The monitor function $\omega = |b(\varphi)|^r / \int_0^T |b(\varphi)|^r dt$ in our method needs the integral in time variable but without any derivatives.

3.2 The selection of r

We have shown that $r=1$ corresponds to the arc length parametrization. If r is larger than 1, then the equation (3.1) will favor the region where $|b| > 1$ and less points (than the arc-length case $r=1$) will be placed around the saddle point where $|b| \ll 1$. So usually a large r is not recommended to handle the non-smoothness near the saddle points. On the other hand, if $r=0$, then $\alpha = t/T$, this is just the (linearly rescaled) time parameter.

So, selecting r within $(0,1]$ seems a good balance between the arc-length parametrization ($r=1$), which is good for capturing the geometric shape of the whole path, and the physical time parametrization ($r=0$), which favours the saddle points. Notice that at non-smooth saddle point, we need more image points to improve the accuracy of numerical solution. Using equally spaced image points is no longer a good choice. We can decrease the value of r to make the image points denser at saddle points, but not too dense as for $r=0$.

In the following Figure 1, we show the profiles of the different parametrizations with $r=1$ and $r=0.5$, respectively, of the (same) optimal path $\varphi(\cdot) = (x(\cdot), y(\cdot))$ for the Maier-Stein model. Note that $r=1$ actually gives the arc length parametrization in s . It is very clear that the y -component, $y(s)$ (the dashed line) does not have a continuous derivative $d\varphi/ds$ at the saddle point but if the α -parametrization is associated with $r=0.5$, both $x(\alpha)$ and $y(\alpha)$ are smooth functions. Actually, it is observed that the first order derivative $dx/d\alpha$ and $dy/d\alpha$ both vanish at the saddle point for $r=0.5$. The singularity is transferred to the relation between α

(for $r=0.5$) and s (for $r=1$): $d\alpha/ds \propto |b(\varphi)|^{0.5-1} = |b|^{-0.5}$. So in the right panel, at the saddle point where $b=0$, the derivative of α w.r.t. s is infinitely large.

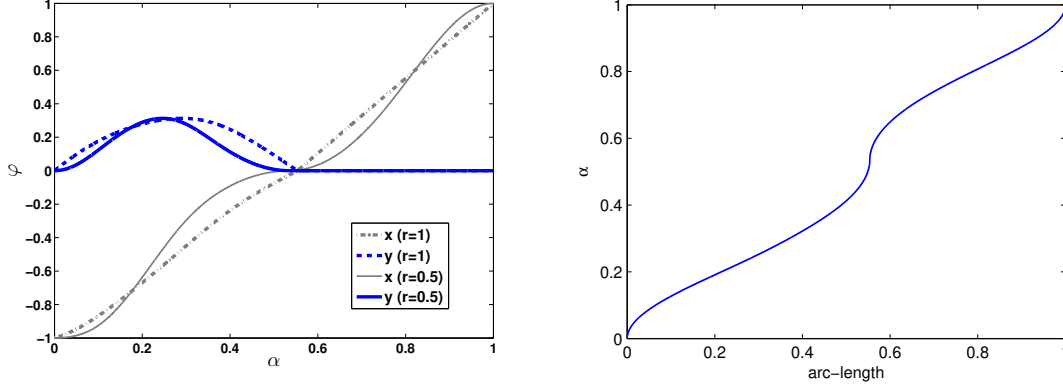


Figure 1: The effect of r on the parametrization based on (3.1) of the optimal path for the Maier-Stein model. Left: The plot of each component in the curve $\varphi(\alpha) = (x(\alpha), y(\alpha))$ v.s. α with different $r=0.5$ and $r=1$. Right: The relation between α with $r=0.5$ and the arc length parameter s (i.e., α -parameter associated with $r=1$). The saddle point is located at $\alpha_* \approx 0.55$ in both cases.

Next, we present some heuristic scaling analysis for the observations from the previous figure. Again we use s to refer to the arc-length parameter ($r=1$) and α for the parametrization associated with a general $r > 0$. The path is thus referred as $\phi(s)$ or $\varphi(\alpha) = \phi(s(\alpha))$. The non-smoothness in s means at least for one component of the path ϕ , say the first component $\phi^1(s)$, does not have a continuous derivative at s_* which corresponds to the saddle point $\phi(s_*)$, more precisely $\partial_s \phi^1(s_*^-) \neq \partial_s \phi^1(s_*^+)$. Therefore, for s sufficiently close to s_* ,

$$\phi^1(s) - \phi^1(s_*) \propto |s - s_*|^\gamma, \quad \gamma \in (0, 1],$$

or,

$$\frac{d\phi^1}{ds}(s) \propto \text{sign}(s - s_*) |s - s_*|^{\gamma-1}.$$

where “sign” is the sign function. Note that we always have the norm of the vector $|\phi(s) - \phi(s_*)| \propto |s - s_*|$ since $|\phi'(s)| \equiv \text{const}$. We have that

$$d\alpha/dt \propto |b(\varphi)|^r, \quad ds/dt \propto |b(\varphi)|.$$

Around the saddle point $\phi(s_*)$, $b(\varphi) = b(\varphi) - b(\varphi(s_*)) \propto |\phi(s) - \phi(s_*)|^m \propto |s - s_*|^m$ and $m = 1$ if the Jacobi $\partial_x b(x)$ does not vanish. Therefore,

$$\begin{aligned} \frac{d\phi^1}{d\alpha}(\alpha) &= ds/d\alpha \times \frac{d\phi^1}{ds}(s) \\ &\propto |b(\varphi)|^{1-r} |s - s_*|^{\gamma-1} \text{sign}(s - s_*) \\ &\propto |s - s_*|^{m-mr+\gamma-1} \text{sign}(s - s_*) \end{aligned}$$

As $s \rightarrow s_*$, $\alpha \rightarrow \alpha_*$. So, the equivalent condition for the derivative of the component ϕ^1 w.r.t. α is continuous is that

$$m - mr + \gamma - 1 > 0, \quad \text{i.e.,} \quad r < 1 - (1 - \gamma)/m.$$

It easy to see that under this condition, the derivative $d\varphi^1/\alpha$ actually vanishes at $\alpha = \alpha_*$. For the typical case of $m = 1$, the condition becomes

$$r < \gamma \leq 1. \quad (3.7)$$

γ describes the type of the singularity of the cusp of the curve in one component. In general case of non-smoothness in multiple components with the corresponding $\{\gamma_i\}$, the condition for r to eliminate the discontinuous $d\varphi/d\alpha(\alpha_*)$ is

$$r < \min_i \{\gamma_i\}$$

In our two numerical examples here, we have $\gamma = 1$, so $r < 1$ seems sufficient in theory. We numerically tested $r = 1/2$ and $r = 1$, and find that $r = 1/2$ is indeed better for the error measured in L_∞ norm.

3.3 WENO Scheme for interpolation of the curve φ

To retain the accuracy of interpolations on non-smooth path, the WENO method [25] is applied in the reparameterization steps. For a function $\varphi(\alpha)$, given the data points (α_1, φ_1) , (α_2, φ_2) , ..., (α_N, φ_N) , *i.e.*, $\varphi_i = \varphi(\alpha_i)$, $i = 0, 1, 2, \dots, n$, the Lagrangian interpolation function $\varphi^*(\alpha)$ is given as

$$\varphi^*(\alpha) = \varphi_0 L_{n,0}(\alpha) + \varphi_1 L_{n,1}(\alpha) + \dots + \varphi_n L_{n,n}(\alpha), \quad (3.8)$$

$$L_{n,k}(\alpha) = \frac{(\alpha - \alpha_0)(\alpha - \alpha_1) \dots (\alpha - \alpha_{k-1})(\alpha - \alpha_{k+1}) \dots (\alpha - \alpha_{n-1})(\alpha - \alpha_n)}{(\alpha_k - \alpha_0)(\alpha_k - \alpha_1) \dots (\alpha_k - \alpha_{k-1})(\alpha_k - \alpha_{k+1}) \dots (\alpha_k - \alpha_{n-1})(\alpha_k - \alpha_n)}. \quad (3.9)$$

approximation of $\varphi(\alpha)$: To get the approximation of the function value at α_* , where $(\alpha_{i-2} \leq \alpha_* \leq \alpha_{i+2})$, the following three interpolation can be used.

$$\varphi_*^{(1)} = \varphi_{i-2} L_{2,0}(\alpha_*) + \varphi_{i-1} L_{2,1}(\alpha_*) + \varphi_i L_{2,2}(\alpha_*), \quad (3.10)$$

$$\varphi_*^{(2)} = \varphi_{i-1} L_{2,0}(\alpha_*) + \varphi_i L_{2,1}(\alpha_*) + \varphi_{i+1} L_{2,2}(\alpha_*), \quad (3.11)$$

$$\varphi_*^{(3)} = \varphi_i L_{2,0}(\alpha_*) + \varphi_{i+1} L_{2,1}(\alpha_*) + \varphi_{i+2} L_{2,2}(\alpha_*), \quad (3.12)$$

These three interpolations are built in the local stencils $S_1 = \{\alpha_{i-2}, \alpha_{i-1}, \alpha_i\}$, $S_2 = \{\alpha_{i-1}, \alpha_i, \alpha_{i+1}\}$, and $S_3 = \{\alpha_i, \alpha_{i+1}, \alpha_{i+2}\}$, respectively. If a larger stencil $S = \{\alpha_{i-2}, \alpha_{i-1}, \alpha_i, \alpha_{i+1}, \alpha_{i+2}\}$ is used, a fifth-order approximation is then obtained:

$$\tilde{\varphi}_* = \varphi_{i-2} L_{4,0}(\alpha_*) + \varphi_{i-1} L_{4,1}(\alpha_*) + \varphi_i L_{4,2}(\alpha_*) + \varphi_{i+1} L_{4,3}(\alpha_*) + \varphi_{i+2} L_{4,4}(\alpha_*). \quad (3.13)$$

Such a high order approximation $\tilde{\varphi}_*$ can be written as a linear convex combination of the three third-order approximations [27]:

$$\tilde{\varphi}_* = \gamma_1 \varphi_*^{(1)} + \gamma_2 \varphi_*^{(2)} + \gamma_3 \varphi_*^{(3)}. \quad (3.14)$$

The WENO scheme chooses a convex combination of the three approximations $\varphi_*^{(1)}, \varphi_*^{(2)}, \varphi_*^{(3)}$ as:

$$\tilde{\varphi}_* = \omega_1 \varphi_*^{(1)} + \omega_2 \varphi_*^{(2)} + \omega_3 \varphi_*^{(3)}, \quad (3.15)$$

where the weights $\omega_1, \omega_2, \omega_3$ are given based on smooth indicator β_j in each stencil $S_j, j = 1, 2, 3$.

$$\beta_j = \sum_{l=1}^n (\Delta\alpha)^{2l-1} \int_{\alpha_{i-\frac{1}{2}}}^{\alpha_{i+\frac{1}{2}}} \left(\frac{d^l}{d\alpha^l} \varphi^{(j)}(\alpha) \right)^2 d\alpha. \quad (3.16)$$

The smoother the function $\varphi^{(j)}(\alpha)$ is in the target cell, the smaller this smoothness indicator β_j is. The choice of ω_j is as follows.

$$\omega_j = \frac{\tilde{\omega}_j}{\tilde{\omega}_1 + \tilde{\omega}_2 + \tilde{\omega}_3}, \quad \text{with } \tilde{\omega}_j = \frac{\gamma_j}{(\varepsilon + \beta_j)^2}, \quad j = 1, 2, 3. \quad (3.17)$$

And in fact the weights might be negative depending on the geometric of mesh. Then the above procedures can not provide us a stable scheme. We can use the technique in [28] to deal with the negative weights.

3.4 Numerical Scheme of Improved aMAM for Non-smooth Path

The main concern of our problem is the case that T is large. For large time interval T , however, the use of (2.7) in time domain still has some issues near the saddle point for the reason that Δt is still very large there, although it is relatively small compared with the total length T . So we prefer to working on the α -domain $[0, 1]$ to solve the Euler-Lagrangian equation (3.6) as a substitution of equation (2.7). Given the initial path in time discretization, $\varphi_i^k = \varphi(k\Delta\tau, \sum_{j=1}^i \Delta t_j^k)$, $\Delta t_j^k = t_j^k - t_{j-1}^k$, where $k = 1$ is the 1st iteration, we can find the corresponding arc-length discretization by equation (3.1). Then we reparametrize this path in α variable, still denoted as $\varphi_i^k = \varphi(k\Delta\tau, i\Delta\alpha)$ where $\Delta\alpha = 1/N$. We then solve the following numerical scheme of the Euler-Lagrange equation (3.6) written in the variable α .

$$\begin{cases} \frac{\tilde{\varphi}_i - \varphi_i^k}{\Delta\tau} = (\omega_i^k)^2 \frac{\tilde{\varphi}_{i+1} - 2\tilde{\varphi}_i + \tilde{\varphi}_{i-1}}{\Delta\alpha^2} + \omega_i^k (\nabla b(\varphi_i^k))^T - \nabla b(\varphi_i^k) + (\omega_\alpha)_i^k \varphi_i^k - \nabla b(\varphi_i^k)^T b(\varphi_i^k), \\ \tilde{\varphi}_0 = \phi_0, \quad \tilde{\varphi}_N = \phi_1, \end{cases} \quad (3.18)$$

where ω_α is calculated by $(\omega_\alpha)_i^k = (\omega_{i+1}^k - \omega_{i-1}^k) / 2\Delta\alpha$. ω is defined in (3.1) where the constant $C = \int_0^T |b(\varphi)(t)|^r dt$ has to be calculated by using the numerical quadrature from the time mesh grid. Both the Euler-Lagrange equation and the WENO scheme are with respect to the parameter α , but we also keep update of the discretization with respect to time, because it is needed for the computation of the constant C^k .

At the k_{th} iteration, we need to numerically calculate the relation between α and t to proceed the reparametrization and moving mesh. The disrectized form of equation (3.1) in the moving mesh method is

$$\Delta\alpha_i^k = \int_{t_i^k}^{t_{i+1}^k} |b(\varphi^k)|^r dt / C^k, \quad (3.19)$$

where C^k is found by calculating the integration $C^k = \int_0^T |b(\varphi^k)|^r dt$. Notice there is singularity between α and t where b is zero, *i.e.*, when α_i is uniform, Δt_i^k can be very large at the saddles where $|b(\varphi_i^k)| \rightarrow 0$. Thus the integration (3.19) should be carefully calculated when Δt_i^k is too large, for example, we can interpolate the discrete path with a very fine mesh (for instance, break each interval into M pieces) on interval $[t_{i-1}^k, t_i^k]$ and then apply the quadrature scheme.

The reparameterization steps are as follows: given the mesh points and image points (t_i^k, φ_i^k) , $i = 1, \dots, N$ at the k_{th} iteration, we first find the corresponding parameter $\{\alpha_i^k\}_{i=1}^N$ by equation (3.19), and then find the new mesh $\{\hat{t}_i^k\}$ and the new image points $\{\hat{\varphi}_i^k\}_{i=1}^N$ on the same path corresponding to the prescribed uniform mesh $\{\alpha_i = i/N\}$. The interpolation between α and the path should be carefully done by the third-order WENO scheme since the path might be non-smooth. Then the new image points on the uniform α -mesh $(\alpha_i, \{\hat{\varphi}_i^k\}_{i=1}^N)$ are used to solve the numerical scheme of the Euler-Lagrange equation (3.18).

In summary, we present an improved scheme for the calculation of non-smooth minimum action path, for a fixed T . Given the initial $\{(t_i^0, \varphi_i^0)\}_{i=0, \dots, N}$, we update the points as the following algorithm (Algorithm 1).

Algorithm 1 An improved aMAM algorithm for non-smooth path

- 1: At the k_{th} iteration, given (t_i^k, φ_i^k) , $i = 0, \dots, N$, calculate $\omega_i^k = \frac{|b(\varphi_i^k)|^r}{C^k}$.
- 2: Find α_i^k by equation (3.19).
- 3: Reparameterization: set $\Delta\alpha = 1/N$ and the (fixed) uniform mesh α_i , where $\alpha_i - \alpha_{i-1} = \Delta\alpha$. Use the WENO scheme to interpolate $(\alpha_i^k, \varphi_i^k)$, and find new image points on α_i . Denote the new image points as $\tilde{\varphi}_i^k$.
- 4: Given α_i , find t_i^{k+1} by interpolating (α_i^k, t_i^k) .
- 5: Let $\{\tilde{\varphi}_i^k\}_{i=1}^{N-1}$ be the solution of (3.20), and denote $\{\tilde{\varphi}_i^k\}$ as φ_i^{k+1}

$$\begin{cases} \frac{\tilde{\varphi}_i - \tilde{\varphi}_i^k}{\Delta\tau} = (\omega_i^k)^2 \frac{\tilde{\varphi}_{i+1} - 2\tilde{\varphi}_i + \tilde{\varphi}_{i-1}}{\Delta\alpha^2} + \omega_i^k (\nabla b(\tilde{\varphi}_i^k))^T - \nabla b(\tilde{\varphi}_i^k) + (\omega_\alpha)_i^k \tilde{\varphi}_i^k - \nabla b(\tilde{\varphi}_i^k)^T b(\tilde{\varphi}_i^k), \\ \tilde{\varphi}_0 = \varphi_0, \quad \tilde{\varphi}_N = \varphi_1, \end{cases} \quad (3.20)$$

where $\tilde{\varphi}_i^k = (\tilde{\varphi}_{i+1}^k - \tilde{\varphi}_{i-1}^k) / 2\Delta\alpha$, and ω_α is calculated by $(\omega_\alpha)_i^k = (\omega_{i+1}^k - \omega_{i-1}^k) / 2\Delta\alpha$.

- 6: Repeat step 1-5 until stopping criterion is fulfilled.
-

4 Numerical examples

4.1 Example 1. The tunnel-diode model

Consider random perturbations of the state model of a tunnel-diode circuit.

$$\begin{cases} \dot{x} = 0.5(-h(x) + y) + \sqrt{\varepsilon} \dot{W}_1 \\ \dot{y} = 0.2(-x - 1.5y + 1.2) + \sqrt{\varepsilon} \dot{W}_2 \end{cases} \quad (4.1)$$

where $h(x) = 17.76x - 103.79x^2 + 229.62x^3 - 226.31x^4 + 83.72x^5$, and W_1 and W_2 are independent Wiener processes. There are two stable fix points $Q_1 = (0.0626, 0.7582)$ and $Q_2 = (0.8844, 0.2103)$, and the saddle point is $Q_3 = (0.2854, 0.6098)$. We use our method to calculate the minimum action path, and compare it with the solution of the aMAM scheme. The initial path is just a straight line connecting Q_1 and Q_2 .

4.1.1 Stopping criterion

We run the iteration algorithm until the difference

$$\delta_k := \max_{i=1}^N |\varphi_i^k - \varphi_i^{k-1}|$$

is smaller than a threshold value $\delta (= 10^{-10})$. And we also set the maximum for the total number of iterations, denoted by "max-it". So, the algorithm stops when either the accuracy threshold is attained or the maximum number of steps is achieved.

4.1.2 Real solution

The numerical results show the solution of the MAP calculated from interval $[0, T]$ is extremely close to the true solution of the MAP at optimal $T = \infty$. Approximately, we take the minimum action path calculated by the gMAM scheme (*i.e.* the solution of MAP when T is optimal) with 10000 points as real solution. To get the high accuracy at the saddle point, we actually find the exact location of the saddle point first with the Newton method, then use gMAM to calculate the downhill and uphill pieces separately. Thus, the solution is the union of these two pieces.

4.1.3 Error

To quantify the error between the numerical path and the true path, we first define the distance from a point $x \in \mathbb{R}^d$ to a continuous path $\varphi = \varphi(\alpha) \subset \mathbb{R}^d$:

$$d(x, \varphi) = \min_{z \in \varphi} |x - z| = \min_{\alpha} |x - \varphi(\alpha)|, \quad (4.2)$$

where $|\cdot|$ is the standard Euclidian norm in \mathbb{R}^d . Then the Hausdorff metric between two continuous path $\varphi = \varphi(\alpha)$ and $\hat{\varphi} = \hat{\varphi}(\beta)$ (they may have different parametrization forms) is

$$d_H(\varphi, \hat{\varphi}) := \max \left\{ \max_{\alpha} d(\varphi(\alpha), \hat{\varphi}), \max_{\beta} d(\hat{\varphi}(\beta), \varphi) \right\}. \quad (4.3)$$

We call this L_∞ error if φ is the numerical solution and $\hat{\varphi}$ is the true solution. This *error* _{∞} describes the largest gap between the the numerical path and the true path. Likewise, to describe the "averaged" deviation, we define the L_2 error by the line integral in the following sense

$$d_2(\varphi, \hat{\varphi}) := \sqrt{d_1^2/2 + d_2^2/2}, \text{ where } d_1^2 = \int_{z \in \varphi} d^2(z, \hat{\varphi}) dz, \quad d_2^2 = \int_{z \in \hat{\varphi}} d^2(z, \varphi) dz. \quad (4.4)$$

It is clear that these definitions of errors are free of parametrization. If either error is zero, then the two paths are two identical sets.

In practice, a numerical path φ is represented by m images, $\varphi_1, \varphi_2, \dots, \varphi_m$, and the true solution obtained from a fine mesh is also represented by K images $\hat{\varphi}_j, j = 1, 2, \dots, K$ ($K > m$). Then the L_∞ error in discrete form is

$$L_\infty(\varphi, \hat{\varphi}) := \max \left\{ \max_{1 \leq i \leq m} \min_{1 \leq j \leq K} |\varphi_i - \hat{\varphi}_j|, \max_{1 \leq j \leq K} \min_{1 \leq i \leq m} |\hat{\varphi}_j - \varphi_i| \right\}.$$

And the L_2 error in discrete form is

$$L_2(\varphi, \hat{\varphi}) := \sqrt{d_1^2/2 + d_2^2/2}, \quad \text{where}$$

$$d_1^2 = \sum_{i=1}^{m-1} \left(\min_{1 \leq j \leq K} |\varphi_i - \hat{\varphi}_j| \right)^2 |\varphi_{i+1} - \varphi_i|, \quad d_2^2 = \sum_{i=1}^{m-1} \left(\min_{1 \leq j \leq K} |\hat{\varphi}_i - \varphi_j| \right)^2 |\hat{\varphi}_{i+1} - \hat{\varphi}_i|.$$

We first interpolate our numerical solution to m equally spaced points $\varphi_i, i = 1, 2, \dots, m$ by linear interpolation, and compare with the real solution (obtained by the gMAM with an extraordinary large number of points) of K equally spaced points $\hat{\varphi}_j, j = 1, 2, \dots, K$. Here we select $K = m = 10000$.

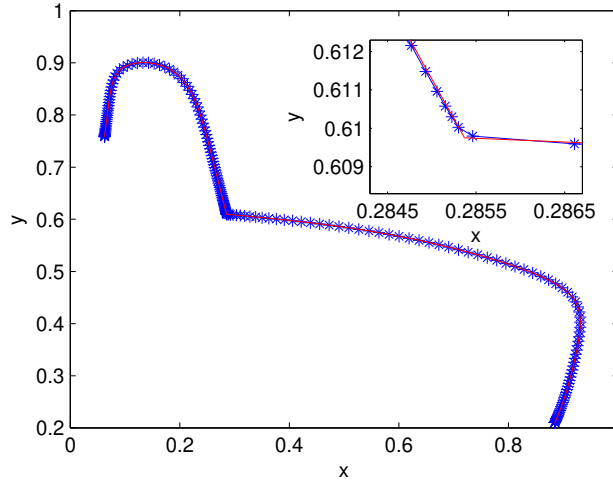


Figure 2: Profiles of exact (solid line) and numerical solutions (curves marked with “*”) of the tunnel-diode model when $T=200$, the number of points: $N=200$. The number of iteration: max-it=1000. The parameters are selected as $\Delta\tau=0.1$ and $r=0.5$. The insets are the zoom-in near the corner where the saddle point is located.

In comparison of the numerical results in Figure ?? and Figure ??, we find our scheme improves the efficiency of aMAM at saddles for large T . The numerical illustration shows our method can solve the problems brought by the effect of large constant C and directly captures the whole minimum action path. Table 1 shows L_2 errors and L_∞ errors of our numerical solution are both small after 1000 iterations. Figure 3 shows the L_2 errors and L_∞ errors both decay as the number of iteration increases. And our method achieves second order convergence in L_2 error and L_∞ error (see Figure 4). The above results shows our method performs well for solving the minimum action path.

N	δ_k	max-iter	L_2 Error	L_∞ Error
50	1.4245e-05	1000	2.9000e-03	6.6000e-03
100	3.6864e-06	1000	4.9028e-04	1.4000e-03
200	1.7743e-05	1000	1.1779e-04	2.6127e-04

Table 1: L_2 error and L_∞ error of our numerical solution when $T=200$. The parameters are $\Delta\tau=0.1$, $r=0.5$. δ_k is the difference between two iterations when the algorithm stops.

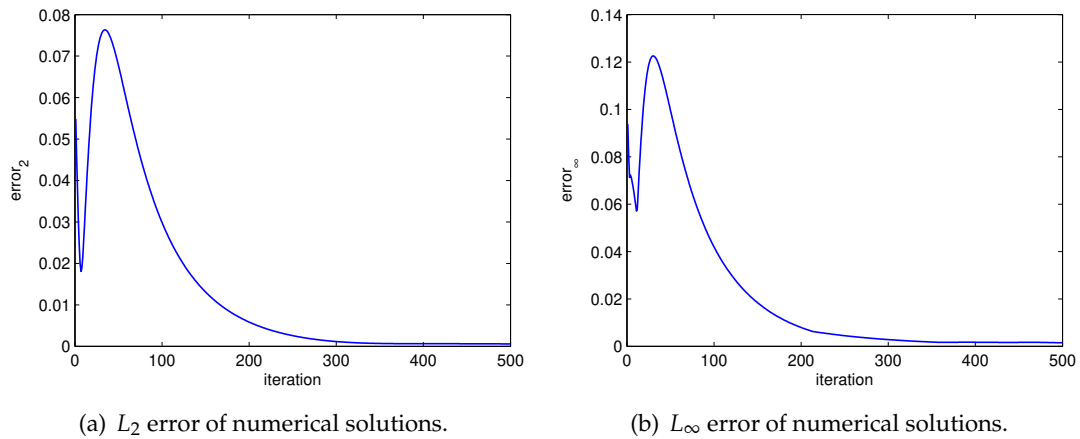


Figure 3: Profiles of error of numerical solutions at each iteration of the tunnel-diode model when $T=200$. The number of points: $N=100$. The parameters are $\Delta\tau=0.1$, $r=0.5$.

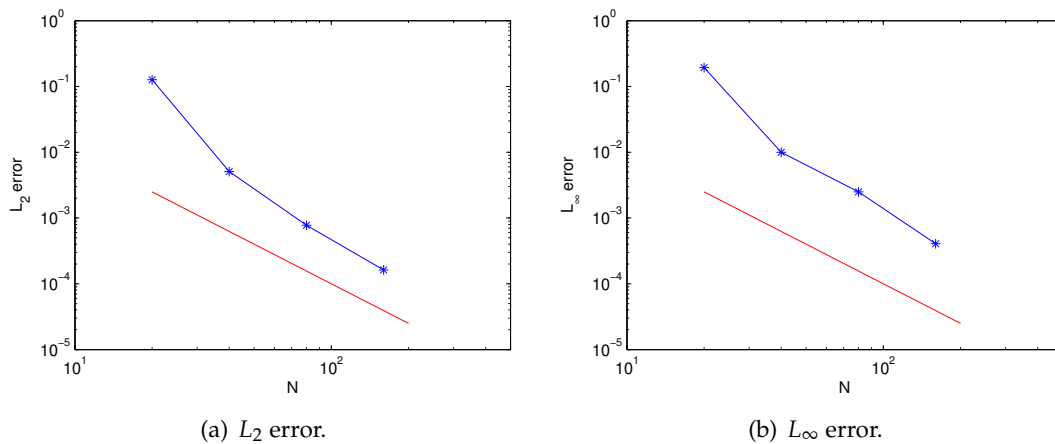


Figure 4: The convergence of numerical solutions of the tunnel-diode model. $T=200$, and max-it=1000. The parameters are $\Delta\tau=0.1$, $r=0.5$. Curves marked with “*” : numerical errors of our solution. Solid line: reference line of second order convergence $error \sim N^{-2}$.

4.1.4 Effect of r

We can compare the result of $r=1$ and $r=0.5$. Figure 5 and Table 2 show, the effect of r is to adjust the density of grid points around saddles. When $r=0.5$, the image points are denser at the saddle point than $r=1$, and the numerical solutions are more accurate.

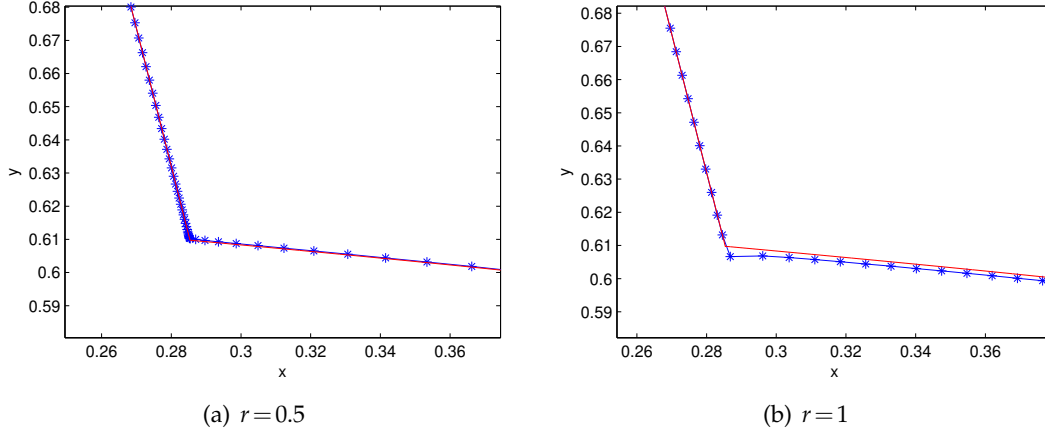


Figure 5: Comparison of numerical solutions of the tunnel-diode model when $r=0.5$ and $r=1$, zooming at saddle. The number of points: $N=200$. Tolerance: $tol=10^{-6}$. The parameters are selected as $\Delta\tau=0.1$. Solid line: real solution of minimum action path when T is optimal. Curves marked with “*”: the numerical solution of minimum action path when $T=200$.

N	$r=0.5$		$r=1$	
	L_2 Error	L_∞ Error	L_2 Error	L_∞ Error
50	2.9000e-03	6.6000e-03	2.9000e-03	4.4000e-03
100	4.9028e-04	1.4000e-03	7.3990e-04	3.3000e-03
200	1.1779e-04	2.6127e-04	5.6424e-04	2.4000e-03

Table 2: L_2 error of the numerical solution when $T=200$. The number of points: $N=50,100,200$. Number of iterations: max-it=1000. Step size: $\Delta\tau=0.1$.

4.2 Example 2. The Maier-Stein model.

Consider the following example of a diffusion process proposed by Maier and Stein [8]:

$$\begin{cases} \dot{x} = (x - x^3 - \beta xy^2) + \sqrt{\varepsilon} \dot{W}_1 \\ \dot{y} = -(1 + x^2)y + \sqrt{\varepsilon} \dot{W}_2, \end{cases} \quad (4.5)$$

where W_1 and W_2 are independent Wiener processes, and $\beta > 0$ is a parameter. For all values of β there are two stable equilibrium points $(\pm 1, 0)$, and an unstable equilibrium point $(0, 0)$. And here we select the parameter $\beta = 10$. We calculate the minimum action path by our method, and compare it with the solution of the aMAM scheme. The initial path is simply

chosen as $y = -0.5x^2 + 0.5$. The stopping criterion, real solution, and L_2 Error are defined as in section (4.1.1-4.1.3), and $m = 20000$.

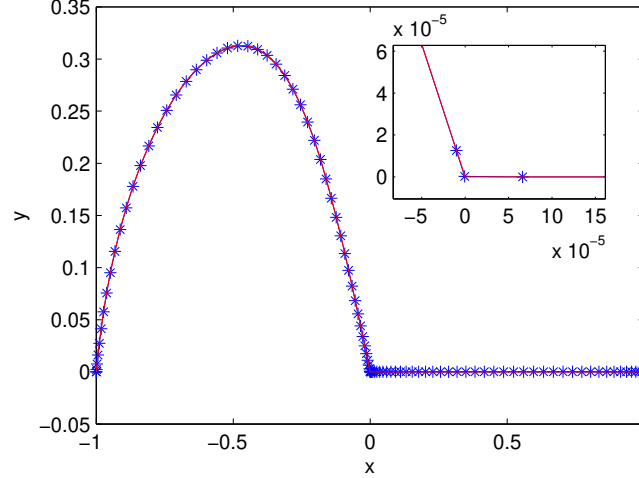


Figure 6: Profiles of exact (solid line) and numerical solution (curves marked with “*”) of the Maier-Stein Model when $T=100$, the number of points: $N=100$. Number of iterations: max-it=1000. And the parameter are $\Delta\tau=0.05$, $r=0.5$. The insets are the zoom-in near the saddle, and there are many image points tangling at saddle in the zoom-in of (a) while there are only three points located in the zoom-in of (b).

N	δ_k	max-iter	L_2 Error	L_∞ Error
50	3.6647e-05	1000	7.4775e-04	9.0732e-04
100	3.5343e-06	1000	1.7256e-04	2.0253e-04
200	6.6296e-08	1000	4.7831e-05	5.6775e-05

Table 3: L_2 error and L_∞ error of our numerical solution when $T=100$. The number of points $N=50,100,200$. The parameters are selected as follows: $\Delta\tau=0.05$, $r=0.5$.

Figure 6 shows that our solution captures the whole minimum action path, for our method avoids the problems in the original aMAM solution (Figure ?? vs ??). Table 3 shows L_2 error and L_∞ error of our solution are both small after 1000 iterations. Figure 7 shows the L_2 errors and L_∞ errors of our solution decay at each with the iterations. And Figure 8 shows second order convergence of our solution in L_2 error and L_∞ error.

4.2.1 Effect of r

Also, to illustrate the effect of selecting different values of r , we list the result of $r=1$ and $r=0.5$ in Figure 9 and Table 4. From the results, we can see the image points are denser at the saddle point and the numerical errors are smaller when $r=0.5$. This result shows we can adjust the density of grid points by r and thus improve the efficiency of the method.

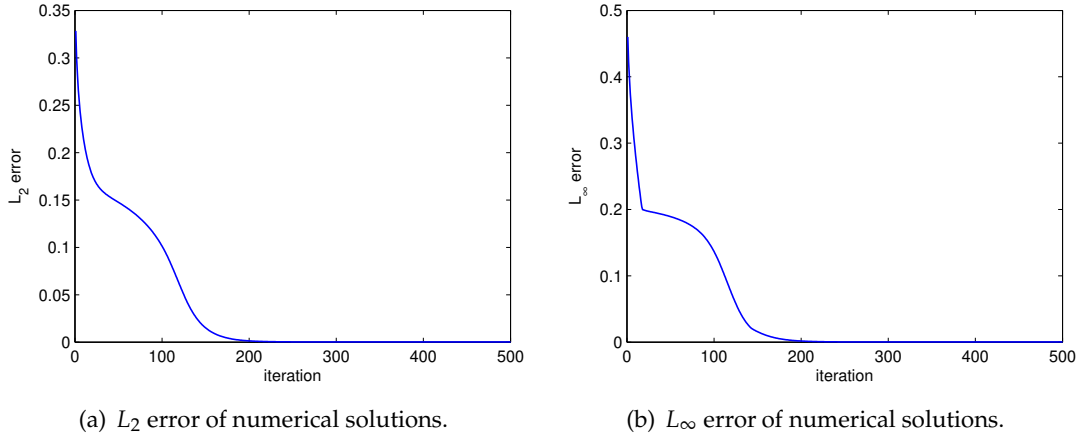


Figure 7: Profiles of error of numerical solutions at each iteration of the Maier-Stein Model when $T = 100$. The number of points: $N = 100$. The parameters are selected as follows: $\Delta\tau = 0.05$, $r = 0.5$.

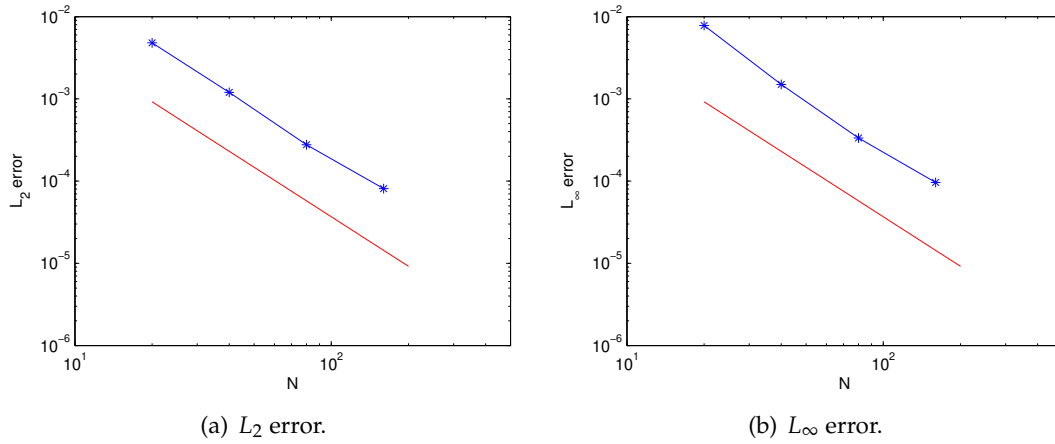


Figure 8: Profiles of error of convergence of numerical solutions of the Maier-Stein Model when $T = 100$, with $\max\text{-it} = 1000$, $\Delta\tau = 0.05$, and $r = 0.5$. Curves marked with “*”: numerical errors of our solution. Solid line: reference line of second order convergence.

N	$r = 0.5$		$r = 1$	
	L_2 Error	L_∞ Error	L_2 Error	L_∞ Error
50	7.4775e-04	9.0732e-04	6.8663e-04	1.1000e-03
100	1.7256e-04	2.0253e-04	1.6042e-04	6.9453e-04
200	4.7831e-05	5.6775e-05	4.1854e-05	3.2541e-04

Table 4: L_2 error of the numerical solution when $T = 100$. The number of points: $N = 50, 100, 200$. Number of iterations: $\max\text{-it} = 1000$. Step size: $\Delta\tau = 0.05$.

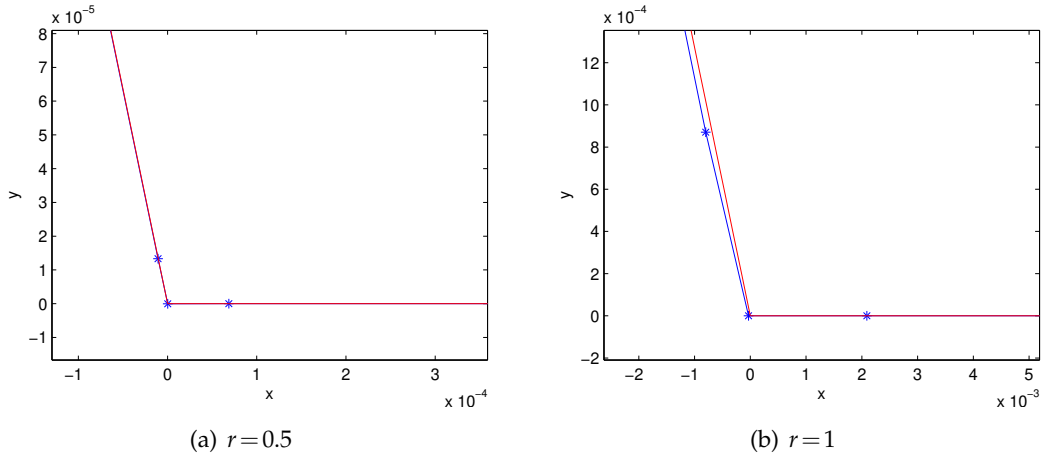


Figure 9: Comparison of numerical solutions of the Maier-Stein when $r=0.5$, and $r=1$, zooming at saddle. The number of points: $N=100$. The parameters are selected as follows: $\Delta\tau=0.05$. Number of iterations: max-it=2000. Solid line: real solution of the minimum action path when T is optimal. Curves marked with “*”: numerical solution of minimum action path when $T=100$.

5 Conclusion

From the numerical results, we can see that our algorithm is efficient in dealing with the minimum action path. Our scheme improves the original aMAM method by excluding the effect of the large numerical errors caused by singularity between arc-length and time variable in the calculation of minimum action path. This is mainly achieved with the help of a better choice of the monitor function in moving mesh strategy, which is free of derivative calculation and has a flexible choice of the value r . When the value of r is smaller than the singularity index γ , the path parametrized in our new variable α becomes a smooth function in C^1 so that the corner problem is avoid. Our numerical results confirm that the most efficient parametrization in practical computation may not be the arc length parametrization ($r=1$), which is consist with the recent work of adaptive mesh refinement based on some posterior estimate in [29]. Our idea of using the drift term $b(\varphi)$ can be generalized to the construction of path parametrized in other situations like the gMAM or even the string method for some special needs. Moreover, with the help of WENO in doing reparameterization of non-smooth path, we can find more accurate numerical solutions. To achieve higher order accuracy, one can consider higher order numerical schemes of Euler-Lagrange equation (3.6) and do reparameterization with high order interpolation schemes.

Acknowledgments

The research of Xiang Zhou was supported by grants from the Research Grants Council of the Hong Kong Special Administrative Region, China (Project No. CityU 11304314, 11337216, 11304715).

References

- [1] M. I. Freidlin and A. D. Wentzell, *Random Perturbations of Dynamical Systems*, Springer-Verlag, New York, 3 edition, 2012.
- [2] W. E and W. Ren and E. Vanden-Eijnden, Minimum action method for the study of rare events, *Communications on pure and applied mathematics*, 54 (2004), 637-656.
- [3] W. E, W. Ren and E. Vanden-Eijnden, String method for the study of rare events, *Phys. Rev. B.*, 66 (2002), 052301.
- [4] B. J. Matkowsky and Z. Schuss and C. Tier, Diffusion across characteristic boundaries with critical points, *SIAM J. Appl. Math.*, 43 (1983), 673.
- [5] R. S. Maier and D. L. Stein, Transition-Rate Theory for nongradient drift fields, *Phys. Rev. E.*, 69 (1992), 3691.
- [6] R. S. Maier and D. L. Stein, Escape problem for irreversible systems, *Phys. Rev. E.*, 48 (1993), 931-938.
- [7] R. S. Maier and D. L. Stein, Effect of focusing and caustics on exit phenomena in systems lacking detailed balance, *Phys. Rev. Lett.*, 71 (1993), 1783.
- [8] R. S. Maier and D. L. Stein, A scaling theory of bifurcations in the symmetric weak-noise escape problem, *Journal of statistical physics*, 83 (1996), 291-357.
- [9] D. Pinna, A. D. Kent, D. L. Stein, Large fluctuations and singular behavior of nonequilibrium systems. *Physical Review E*, 93(2016): 012114.
- [10] G. Henkelman and H. Jónsson, A dimer method for finding saddle points on high dimensional potential surfaces using only first derivatives, *J. Chem. Phys.*, 111 (1999), 7010-7022.
- [11] W. E and X. Zhou, The gentlest ascent dynamics, *Nonlinearity*, 24 (2011), 1831.
- [12] A. Samanta and W. E, Atomistic simulations of rare events using gentlest ascent dynamics, *J. Chem. Phys.*, 136 (2012) 124104.
- [13] X. Zhou and W. E, Study of noise-induced transitions in the Lorenz system using the minimum action method, *Comm. Math. Sci.*, 7 (2009), 341-355.
- [14] X. Wan and X. Zhou and W. E, Study of noise-induced transition and the exploration of the configuration space for the Kuromoto-Sivachinsky equation using the minimum action method, *Nonlinearity*, 23 (2010), 475-493.
- [15] X. Wan, A minimum action method for small random perturbations of two-dimensional parallel shear flows, *J. Comput. Phys.*, 235 (2013), 497-514.
- [16] X. Zhou and W. Ren and W. E, Adaptive minimum action method for the study of rare events, *J. Chem. Phys.*, 128 (2008), 104111.
- [17] M. Heymann and E. Vanden-Eijnden, The geometric minimum action method: a least action principle on the space of curves, *Communications on pure and applied mathematics*, 61 (2008), 1052-1117.
- [18] X. Wan, An adaptive high-order minimum action method, *J. Comput. Phys.*, 230 (2011), 8669-8682.
- [19] X. Liu, and S. Osher, and T. Chan, Weighted essentially non-oscillatory schemes, *J. Comput. Phys.*, 115 (1994), 200-212.
- [20] G. Jiang, and C. Shu, Efficient implementation of weighted ENO schemes, Technical report, DTIC Document, 1995.
- [21] C. Shu, *Essentially non-oscillatory and weighted essentially non-oscillatory schemes for hyperbolic conservation laws*, Springer, 1998.
- [22] D. Levy, and G. Puppo, and G. Russo, Central WENO schemes for hyperbolic systems of conservation laws, *ESAIM: Mathematical Modelling and Numerical Analysis*, 33 (1999), 547-571.

- [23] C. Hu, and C. Shu, Weighted essentially non-oscillatory schemes on triangular meshes, *J. Comput. Phys.*, 150 (1999), 97-127.
- [24] J. Qiu, and C. Shu, On the construction, comparison, and local characteristic decomposition for high-order central WENO schemes, *J. Comput. Phys.*, 183 (2002), 187-209.
- [25] S. Serna, and A. Marquina, Power ENO methods: a fifth-order accurate weighted power ENO method, *J. Comput. Phys.*, 194 (2004), 632-658.
- [26] W. Ren, Higher order string method for finding minimum energy paths. *Comm. Math. Sci.*, 1 (2003), 377-384.
- [27] E. Carlini, R. Ferretti, and G. Russo, A Weighted Essentially Nonoscillatory, Large Time-Step Scheme for Hamilton-Jacobi Equations, *SIAM Journal on Scientific Computing*, 27 (2005), 1071-1091.
- [28] J. Shi, and C. Hu, and C. Shu, A technique of treating negative weights in WENO schemes, *J. Comput. Phys.*, 175 (2002), 108-127.
- [29] X. Wan, B. Zheng, and G. Lin, An *hp*-adaptive minimum action method based on a posteriori error estimate, submitted (2017).
- [30] W Ren, Ph.D. thesis, New York University, 2002.
- [31] X Zhou, Study of Noise-induced Transition Pathways in Non-gradient systems Using Adaptive Minimum Action Method, Ph.D. thesis, 2009.

