

MABUCHI METRICS AND RELATIVE DING STABILITY OF TORIC FANO VARIETIES

YI YAO

ABSTRACT. On Fano manifolds, the critical points of Ding energy is the Mabuchi metrics that the exponent of Ricci potential defines a holomorphic vector field. For toric Fano varieties, we compute the Ding invariants of toric test configurations, and introduce relative Ding stability. In the stable case, the Mabuchi metrics exist. In the unstable case, we find the optimal destabilizer which is a simple convex function on the polytope. Finally, we establish the Moment-Weight equality which connects Ding energy and Ding invariant.

CONTENTS

1. Introduction	1
2. The Critical Points of Ding Energy	4
2.1. The Futaki's weighted Laplacian	4
2.2. Mabuchi metrics	6
3. Ding Functionals on Toric Fano Varieties	7
3.1. Toric Fano varieties	7
3.2. Ricci potentials	7
3.3. Ding functional	8
4. Ding Invariants of Toric Test Configurations	9
4.1. The asymptotic slope along toric geodesics	10
4.2. Use Berman's lct formula	12
4.3. Compare with Donaldson-Futaki invariants	14
5. Moment-Weight inequality	15
6. Relative Ding Stability and Mabuchi Metrics	16
6.1. A connection with relative K-stability	17
7. Examples	18
8. Optimal De-stabilizer	20
9. Moment-Weight Equality	23
References	24

1. INTRODUCTION

It is well-known in the Kähler geometry community that the scalar curvature can be interpreted as the moment map in an infinity dimensional GIT (geometric invariant theory) picture, see [Ma1, Do1, Do2]. The scalar curvature is a fourth order differential operator acts on Kähler potentials. Motivated by the identification of GIT quotients with symplectic quotients, the existence of constant scalar curvature Kähler (cscK) metrics is conjectured to be equivalent to some GIT stability

condition (e.g. K-stability) of manifolds. This is the so called Yau-Tian-Donaldson conjecture. For an introduction of GIT theory and its connections with Kähler geometry, see [Tho] and [GRS].

The YTD conjecture for Fano manifolds has been settled down recently, see [CDS, Ti]. Since the cscK metrics in the anti-canonical class must be Kähler-Einstein, thus the zero equation of moment maps can be reduced to a second order one, i.e. Monge-Ampère equation. Hence it is natural to ask whether the K-E metrics can be realized as the zero set of a second order moment map. In [Do5], Donaldson introduced a new GIT picture under which the moment map is a second order operator, more exactly, the Ricci potentials. In the following, we simply call these two GIT pictures the original and the new one respectively.

In [Sz1], Székelyhidi related the critical points of the norm square of moment maps with relative stability. In the original picture, this is extremal metrics and relative K-stability. In this paper, we consider their counterparts in Donaldson's new GIT picture, mainly focus on toric Fano varieties.

Let X be a Fano manifold. Denote $\rho := (2\pi)^n c_1(X)^n > 0$. Let Ω be a smooth volume form. It induces a metric on K_X^{-1} by

$$\langle \mu, \nu \rangle_\Omega = i^{-n^2} \Omega(\mu \wedge \bar{\nu}),$$

where $\mu, \nu \in K_M^{-1}$. The curvature of this metric is

$$\omega := Ric(\Omega) = -i\partial\bar{\partial} \log \frac{\Omega}{i^{n^2} dz \wedge d\bar{z}} \in 2\pi c_1(X).$$

Let \mathcal{H} be the space of smooth volume forms with positive curvature

$$\mathcal{H} = \{\Omega \mid \Omega > 0, Ric(\Omega) > 0\}.$$

Fix a reference form $\Omega_{ref} \in \mathcal{H}$ and let $\omega_{ref} := Ric(\Omega_{ref})$, then we can identify \mathcal{H} with the space of Kähler potentials

$$\{\varphi \in C^\infty(X) \mid \omega_\varphi := \omega_{ref} + i\partial\bar{\partial}\varphi > 0\}$$

through $\varphi \mapsto \Omega = e^{-\varphi} \Omega_{ref}$.

Roughly speaking, the moment map in the new GIT picture introduced in [Do5] is

$$\mathcal{H} \ni \Omega \mapsto \frac{\Omega}{\int \Omega} - \frac{1}{\rho} Ric(\Omega)^n.$$

For $\Omega \in \mathcal{H}$, let function h_Ω such that

$$e^{h_\Omega} = \frac{\rho}{\int \Omega} \cdot \frac{\Omega}{\omega^n}.$$

It follows that $Ric(\omega) - \omega = i\partial\bar{\partial}h_\Omega$ and $\int e^{h_\Omega} \omega^n = \rho$. Thus the new moment map is just the Ricci potential for ω . The zero set of this moment map is Kähler-Einstein metrics. Recall that in the original GIT picture the moment map is $\Omega \mapsto nRic(\omega) \wedge \omega^{n-1} - n\omega^n$, namely the scalar curvature of ω . The zero set is cscK metrics.

In the original picture, the Kempf-Ness functional is the Mabuchi functionals (K-energy). In the new picture, it is the Ding functionals \mathcal{D} which is defined on \mathcal{H} by

$$(1.1) \quad \delta\mathcal{D}(\delta\Omega) = \int_X -\frac{\delta\Omega}{\Omega} \left(\frac{\rho\Omega}{\int \Omega} - Ric(\Omega)^n \right).$$

Let $\Omega = e^{-\varphi}\Omega_{ref}$, by integrating this 1-form along the path $\{\Omega_t := e^{-t\varphi}\Omega_{ref}\}_{t \in [0,1]}$, we have

$$\mathcal{D}(\Omega) = \frac{1}{n+1} \sum_{i=0}^n \int_X \log \frac{\Omega}{\Omega_{ref}} \cdot (Ric \Omega_{ref})^i \wedge (Ric \Omega)^{n-i} - \rho \log \int \Omega.$$

In the original picture, the norm square of the moment map is the Calabi energy. In the new picture, naturally we name it the *Ding energy* which is defined by

$$(1.2) \quad \mathcal{E}^D(\Omega) = \int_X (e^{h_\Omega} - 1)^2 \cdot Ric(\Omega)^n.$$

The critical points of Calabi energy is the extremal metrics. Similarly, we consider the critical points of Ding energy.

Theorem 1. *Ω is a critical point of the Ding energy iff the vector field*

$$-\sqrt{-1}g^{i\bar{j}} \frac{\partial}{\partial \bar{z}^j} e^{h_\Omega} \frac{\partial}{\partial z^i}$$

associated to e^{h_Ω} is holomorphic. Where $Ric(\Omega) = \sqrt{-1}g_{i\bar{j}} dz^i \wedge d\bar{z}^j$ in a local coordinate $\{z^i\}$.

To the author's knowledge, this type of metrics such that e^h defines a holomorphic vector field has been studied firstly by T. Mabuchi [Ma2]. It can be seen as a generalization of Kähler-Einstein metrics on Fano manifolds with nonvanishing Futaki invariant. In general case, it is neither extremal metrics nor Kähler-Ricci solitons. In this paper, we call this type of metrics the *Mabuchi metrics*. Its properties are similar to extremal metrics, see section 2.2 for a brief review of Mabuchi's work.

Now we introduce the organization and main results of this paper.

In section 2, we recall the Futaki's weighted Laplacian and prove Theorem 1. From section 3, we focus on the setting of toric varieties. In section 4, we compute the Ding invariant of toric test configurations in two ways, by definition and by Berman's lct formula. It turns out that the Ding invariant of the test configuration associated to a convex function g is

$$-g(0) + \frac{1}{|\Delta|} \int_{\Delta} g(y) dy.$$

In particular, the Ding stability is manifested as the Jensen's inequality.

In section 5, we obtain the Moment-Weight inequality (5.1) which compares the Ding energy and the Ding invariants. Note that in the case of general Fano manifolds, it has been obtained in [Ber] implicitly. It is the counterpart of the one in [Do4], which compares the Calabi energy and the Donaldson-Futaki invariants.

In section 6, through the modified Ding functional, we introduce relative Ding invariants and define the relative Ding stability. It turns out that the uniformly relative Ding stable is same to the condition $\alpha_X < 1$ obtained by Mabuchi as a necessary condition for the Mabuchi metrics exist. And it is also a sufficient condition for relative K-stable, see section 6.1. The reverse direction (i.e. the uniformly relative Ding stable implies the existence of Mabuchi metrics), at least for orbifolds, is a consequence of the seminar work by Wang-Zhu [WZ].

In section 7, we discuss some examples. A clean formula of the Mabuchi metric on the $\mathbb{C}\mathbb{P}^2$ blown up one point is obtained. The relative Ding stability of Gorenstein toric Fano 2-folds is checked. The case of smooth toric Fano 3-folds has actually

been checked in [YZ], since that the condition $\theta_\Delta \leq 1$ of there is same to relative Ding stable. These examples suggest that the unstable ones exist widely.

Section 8 is for the unstable case, we show the existence of the optimal destabilizer, see Theorem 19. This is corresponding to the results in [Sz2] where the optimal destabilizer for DF invariants is discussed. Since Ding invariants is much more simpler than DF invariants, it turns out that the optimal destabilizer is a simple convex function over the polytope. We can obtain it by solving a polynomial system.

In the last section, we show that the Moment-Weight inequality (5.1) is actually an equality. The proof relies on Wang-Zhu's work [WZ]. In particular, we obtain the exact value of the infimum of Ding energy, see Corollary 25.

For example, let $X = \mathbb{P}(\mathcal{O}_{\mathbb{P}^2} \oplus \mathcal{O}_{\mathbb{P}^2}(2))$, as a toric Fano 3-fold, we know that it admits KR solitons [WZ] but does not admit KE, Mabuchi metrics [Ma2] and extremal metrics [YZ]. By the Moment-Weight equality, we have

$$\inf_{\omega \in 2\pi c_1(X)} \frac{1}{\rho} \int_X (e^{h_\omega} - 1)^2 \omega^n \approx 0.6878.$$

Acknowledgment. The author would like to thank An-Min Li, Li Sheng, Ya-Long Shi, Naoto Yotsutani and Bin Zhou for several valuable suggestions and discussions. The author is supported by China Postdoctoral Science Foundation. The computations are under the aid of Wolfram Mathematica[®].

2. THE CRITICAL POINTS OF DING ENERGY

2.1. The Futaki's weighted Laplacian. In this section, we review the materials in [Fut] section 2.4.

Let X be a Fano manifold with a Kähler metric

$$\omega = \sqrt{-1}g_{i\bar{j}}dz^i \wedge d\bar{z}^j \in 2\pi c_1(X).$$

Let h be the Ricci potential of ω and satisfies $\int e^h \omega^n = \rho$. Then we can define a weighted L^2 -inner product on space of differential forms. For example, let u, v be complex-valued functions,

$$\langle u, v \rangle_h = \int u \bar{v} e^h \omega^n.$$

Let α, β be $(0, 1)$ -forms,

$$\langle \alpha, \beta \rangle_h = \int \alpha_{\bar{i}} \bar{\beta}_i e^h \omega^n.$$

Denote $\bar{\partial}_h^*$ the adjoint operator of $\bar{\partial}$ with respect to weighted inner product, which satisfies

$$\langle \bar{\partial}u, \alpha \rangle_h = \langle u, \bar{\partial}_h^* \alpha \rangle_h,$$

for smooth u and α . Integrating by parts, we have

$$\bar{\partial}_h^* \alpha = -\nabla_i \alpha_{\bar{i}} - h_i \alpha_{\bar{i}}.$$

Then the Futaki's weighted Laplacian is defined by

$$\Delta_h u := \bar{\partial}_h^* \bar{\partial}u = -\Delta u - h_i u_{\bar{i}},$$

where $\Delta = \nabla_i \nabla_{\bar{i}}$ is the ordinary Laplacian of ω . Δ_h is self-adjoint and non-negative since $\langle \Delta_h u, u \rangle_h = \langle \bar{\partial}u, \bar{\partial}u \rangle_h \geq 0$. By the spectral theory of elliptic operators, we can list its eigenvalues as follows $0 = \lambda_0 < \lambda_1 < \lambda_2 < \dots$. Note that Δ_h is not a real operator.

Proposition 2. (Bochner formula) *Let α, β be $(0, 1)$ -forms, we have*

$$(2.1) \quad \langle \bar{\partial}_h^* \alpha, \bar{\partial}_h^* \beta \rangle_h = \langle \nabla^{0,1} \alpha, \nabla^{0,1} \beta \rangle_h + \langle \alpha, \beta \rangle_h + \langle \nabla^{0,1} \alpha, \bar{\partial} \beta \rangle_h.$$

In particular, taking $\alpha = \beta = \bar{\partial} u$, it follows that

$$(2.2) \quad \int |\Delta_h u|^2 e^h \omega^n = \int |\nabla_{\bar{i}} \nabla_{\bar{j}} u|^2 e^h \omega^n + \int |\bar{\partial} u|^2 e^h \omega^n.$$

The proof is standard, we omit it.

Corollary 3. *The first eigenvalue $\lambda_1 \geq 1$. This implies a Poincare type inequality,*

$$(2.3) \quad \int |\bar{\partial} \phi|^2 e^h \omega^n \geq \int |\phi|^2 e^h \omega^n,$$

for ϕ satisfies $\int \phi e^h \omega^n = 0$. If the equality is taken by $\phi \neq 0$, then $\lambda_1 = 1$ and ϕ is an eigenfunction.

Proof. Suppose that $\Delta_h u = \lambda u$, where $\lambda > 0$ and $u \neq 0$. Then by (2.2)

$$\lambda \int |\bar{\partial} u|^2 e^h \omega^n = \int |\Delta_h u|^2 e^h \omega^n \geq \int |\bar{\partial} u|^2 e^h \omega^n,$$

thus $\lambda \geq 1$. If ϕ satisfies $\int \phi e^h \omega^n = 0$, namely $\langle \phi, 1 \rangle_h = 0$. By the min-max theorem for the spectrum of self-adjoint operators,

$$\inf_{\langle \phi, 1 \rangle_h = 0} \frac{\langle \Delta_h \phi, \phi \rangle_h}{\langle \phi, \phi \rangle_h} = \lambda_1 \geq 1.$$

Then (2.3) follows. \square

Denote $\mathfrak{h}(X)$ be the Lie algebra of holomorphic vector fields on X . Since that Fano manifolds are always simply connected, harmonic 1-forms vanish, thus for any $v \in \mathfrak{h}(X)$ there exists a function u such that

$$v = \text{grad}_\omega u := \frac{1}{\sqrt{-1}} g^{i\bar{j}} \partial_{\bar{j}} u \frac{\partial}{\partial z^i}.$$

If $\int u \omega^n = 0$, u is called the normalized potential of v .

Corollary 4. *The space $\{u \mid \Delta_h u = u\}$ is equal to*

$$\{u \mid \nabla_{\bar{i}} \nabla_{\bar{j}} u = 0, \int u e^h \omega^n = 0\}.$$

Moreover, it can be identified with $\mathfrak{h}(X)$ through $u \mapsto \text{grad}_\omega u$. In particular, $\lambda_1 = 1$ iff $\mathfrak{h}(X) \neq \{0\}$, hence independent of the choice of ω .

Proof. If $\Delta_h u = u$, $\int u e^h \omega^n = \langle \Delta_h u, 1 \rangle_h = 0$. And by (2.2), we see that

$$\int |\nabla_{\bar{i}} \nabla_{\bar{j}} u|^2 e^h \omega^n = 0.$$

Conversely, if u satisfies $\nabla_{\bar{i}} \nabla_{\bar{j}} u = 0$ and $\int u e^h \omega^n = 0$. By (2.2) and (2.3),

$$\begin{aligned} 0 \leq \int |\Delta_h u - u|^2 e^h \omega^n &= \int |\Delta_h u|^2 e^h \omega^n - 2 \int |\bar{\partial} u|^2 e^h \omega^n + \int |u|^2 e^h \omega^n \\ &= - \int |\bar{\partial} u|^2 e^h \omega^n + \int |u|^2 e^h \omega^n \leq 0. \end{aligned}$$

Thus (2.3) takes equality, it follows that $\Delta_h u = u$. \square

2.2. Mabuchi metrics. Now we consider the critical points of Ding energy.

Proof of Theorem 1. Represent Ω by $e^{-\varphi}\Omega_{ref}$, let $h(\varphi) := h_\Omega = \frac{\rho}{\int e^{-\varphi}\Omega_{ref}} \cdot \frac{e^{-\varphi}\Omega_{ref}}{\omega_\varphi^n}$. Then

$$(2.4) \quad \delta e^{h(\varphi)} = e^{h(\varphi)} \left(-\Delta_\varphi \delta\varphi - \delta\varphi + \frac{1}{\rho} \int \delta\varphi e^{h(\varphi)} \omega_\varphi^n \right),$$

where Δ_φ is the Laplacian with respect to ω_φ . Thus

$$\begin{aligned} \delta \mathcal{E}^D(\delta\varphi) &= 2 \int (e^{h(\varphi)} - 1) \delta e^{h(\varphi)} \omega_\varphi^n + \int (e^{h(\varphi)} - 1)^2 \Delta_\varphi \delta\varphi \omega_\varphi^n \\ &= 2 \int \left(\Delta_h e^h - e^h + \frac{1}{\rho} \int e^{2h} \omega_\varphi^n \right) \delta\varphi e^h \omega_\varphi^n. \end{aligned}$$

The key point is $\Delta_\varphi e^{2h} = -2e^h \Delta_h e^h$. It follows that Ω is a critical point iff

$$\Delta_h \bar{e}^h = \bar{e}^h, \quad \bar{e}^h = e^h - \frac{1}{\rho} \int e^{2h} \omega_\varphi^n.$$

By the Corollary 4 this is equivalent to $\text{grad}_\omega e^h \in \mathfrak{h}(X)$. □

Next we briefly review the work of Mabuchi, see [Ma2, Ma3, Ma4, Ma5] for details.

For Fano manifold X , $\text{Aut}^0(X)$ is a linear algebraic group. If ω is a Mabuchi metric, then the isometry group $\text{Iso}(X, \omega)$ is a maximal compact subgroup of $\text{Aut}^0(X)$.

On the other hand, let K be a maximal compact subgroup of $\text{Aut}^0(X)$. Take a K -invariant metric $\omega \in 2\pi c_1(X)$ with Ricci potential h_ω . Let

$$\tilde{\mathfrak{h}} = \{u \in \mathcal{C}^\infty(X, \mathbb{C}) \mid \text{grad}_\omega u \in \mathfrak{h}(X), \int u \omega^n = 0\}.$$

Identify $\tilde{\mathfrak{h}}$ with $\mathfrak{h}(X)$ through $u \mapsto \text{grad}_\omega u$. Then $\tilde{\mathfrak{k}} := \tilde{\mathfrak{h}} \cap \mathcal{C}^\infty(X, \mathbb{R})$ is identified with the Lie algebra of $\text{Iso}(X, \omega)$, namely K since K is maximal. More precisely, for $u \in \tilde{\mathfrak{k}}$, the real part of $\text{grad}_\omega u$ is a Killing field. Let $L^2(X, \mathbb{R})$ be the Hilbert space with inner product $\int uv\omega^n$. Denote $\text{pr} : L^2(X, \mathbb{R}) \rightarrow \tilde{\mathfrak{k}}$ the orthogonal projection. Then we have

$$\text{pr}(S(\omega) - n) = \text{pr}(1 - e^{h_\omega}),$$

where $S(\omega) = \text{tr}_\omega \text{Ric}(\omega)$ is the scalar curvature. Thus

$$(2.5) \quad v_\omega := \text{grad}_\omega \text{pr}(1 - e^{h_\omega})$$

is same to the extremal vector field which is defined in [FM]. It is independent of the choice of ω , and depends on the choice of K . In particular, if ω is a Mabuchi metric, the holomorphic vector field induced by $-e^{h_\omega}$ is v_ω . By [FM], v_ω is dual to Futaki character under the canonical bilinear form. Thus v_ω is zero iff the Futaki invariant vanishes. If Futaki invariant vanishes, Mabuchi metrics degenerate to K-E metrics.

For the uniqueness, Mabuchi metrics on X are equivalent to each other under the action of $\text{Aut}^0(X)$. There is also a Calabi-Matsushima type theorem for Mabuchi metrics which concerns the structure of $\mathfrak{h}(X)$.

These properties are similar to that of extremal metrics. Thus Mabuchi metrics are seen as the generalization of K-E and the counterpart of extremal metrics on Fano manifolds.

3. DING FUNCTIONALS ON TORIC FANO VARIETIES

3.1. Toric Fano varieties. For a detailed discussion of toric varieties, see [Ful, CLS]. For a survey of toric Fano varieties, see [Deb].

Let N be a lattice with rank n , and M be its dual. Let $Q \subseteq N_{\mathbb{R}}$ is a polytope such that it contains the origin in its interior and its vertices are primitive elements in N . Then Q induces a fan which is the set of cones spanned by the faces of Q . This fan give us a toric Fano variety X with a torus $T_N = N \otimes_{\mathbb{Z}} \mathbb{C}^*$ action. We denote the open dense orbit also by $T_N \subseteq X$.

X is normal and has log terminal singularities. The anti-canonical divisor is $-K_X = \sum_{i=1}^N D_i$, where $\{D_i\}$ be the all invariant divisors. The polytope in the dual space associated to $-K_X$ is

$$\Delta = \{y \in M_{\mathbb{R}} \mid \langle p_{\alpha}, y \rangle + 1 \geq 0, \text{ for } \alpha \in \Lambda\},$$

where $\{p_{\alpha}\}_{\alpha \in \Lambda}$ be the vertices of Q . Δ is also the dual polytope of Q . Note that $-K_X$ is just only a Weil divisor, and $-mK_X$ is Cartier for some $m \geq 1$ iff the vertices of $m\Delta$ all belongs to M . The minimal m such that is called the Gorenstein index. If this index equals to one, i.e. Δ is a lattice polytope, we call X is Gorenstein. In this case, Δ is called reflexive, then Q is also reflexive. It is known there are finite equivalent classes of reflexive polytopes in all dimension. For example, 16 classes in dimension 2, 4319 classes in dimension 3 and 473800776 classes in dimension 4. If we relax the Gorenstein condition, there are infinite equivalent classes of toric Fano varieties in each dimension big than 1.

3.2. Ricci potentials. Taking a basis $\{e_i\}$ of M , it induces coordinates $\{z_i\}$ on T_N which are the characters $z_i = \chi^{e_i} : T_N \rightarrow \mathbb{C}^*$. To do computation more simply, we prefer to logarithmic coordinates $w_i := \log z_i^2$, $w_i = x_i + \sqrt{-1}\theta_i$, $(x_i) \in \mathbb{R}^n$ and $0 \leq \theta_i < 4\pi$. Moreover, note that $|\Delta| = c_1(X)^n/n!$, thus $\rho = (2\pi)^n n! |\Delta|$.

If $-K_X$ is not Cartier, we can replace it by $-mK_X$ for some large m such that the latter is Cartier. For example, let Ω be a volume form on X , then $\Omega^{\otimes m}$ defines a metric on the line bundle K_X^{-m} . Then we define $Ric(\Omega) := \frac{1}{m} Ric(\Omega^{\otimes m}) \in 2\pi c_1(X)$. For simplicity, in the following we always assume that $-K_X$ is Cartier.

3.2.1. The reference volume form. Let $\alpha = dw_1 \wedge \cdots \wedge dw_n$, it is a meromorphic section of K_X and independent on $\{e_i\}$ up to ± 1 . Let $\beta = \frac{\partial}{\partial w_1} \wedge \cdots \wedge \frac{\partial}{\partial w_n} \in K_X^{-1}$ be the dual section of α . For $r \geq 1$, the space of global holomorphic sections is

$$H^0(X, K_X^{-r}) = \{\chi^m \cdot \beta^{\otimes r} \mid m \in r\Delta \cap M\}.$$

Fix r large enough, these sections induce an embedding into projective space. The pullback of the Fubini-Study metric is on K_X^{-1} , denoted by $|\cdot|_{FS(r)}^2$. Then it corresponds a volume form

$$\Omega_{FS}^{(r)} := i^{n^2} |\beta|_{FS(r)}^2 \alpha \wedge \bar{\alpha},$$

where

$$|\beta|_{FS(r)}^2 = \frac{|\beta|_h^2}{\left(\sum_m |\chi^m \cdot \beta^{\otimes r}|_h^2\right)^{1/r}} = \left(\sum_{m \in r\Delta \cap M} e^{\langle x, m \rangle}\right)^{-\frac{1}{r}}.$$

We take $\Omega_{FS}^{(r)}$ to be the canonical reference volume form Ω_{ref} . Then $\omega_{ref} := Ric(\Omega_{ref}) = i\partial\bar{\partial}u_{ref} \in 2\pi c_1(X)$, where $u_{ref} := \frac{1}{r} \log \sum_m e^{\langle x, m \rangle}$. Note that there

exists constant $C > 0$ such that

$$(3.1) \quad |u_{ref}(x) - u_\Delta| \leq C, \text{ for all } x \in \mathbb{R}^n,$$

where $u_\Delta := \sup_{m \in \Delta} \langle x, m \rangle$ is called the support function of Δ .

3.2.2. Symplectic and Ricci potentials. For a detailed discussion of Kähler geometry on Fano varieties, especially on toric Fano varieties, see [BB] and the reference therein.

On a general variety, we say a function or a metric is smooth if it is the restriction of a smooth one by some local embedding $U \hookrightarrow \mathbb{C}^M$. In this sense, ω_{ref} is smooth. Let

$$\mathcal{H}^T := \{\Omega = e^{-\varphi} \Omega_{ref} \mid Ric(\Omega) > 0, \varphi \text{ smooth and invariant}\}.$$

Note that $\omega := Ric(\Omega) = i\partial\bar{\partial}u$, where $u = u_{ref} + \varphi$ is a smooth and strictly convex function on \mathbb{R}^n with growth property (3.1). The gradient ∇u is a diffeomorphism from \mathbb{R}^n to Δ . Let v be the Legendre transform of u , namely

$$v(y) = x \cdot y - u(x), \text{ for } y = \nabla u(x).$$

It is a strictly convex function on Δ and satisfies Guillemin's condition:

$$v - \sum_{i=1}^N l_\alpha \log l_\alpha \in \mathcal{C}^\infty(\bar{\Delta}),$$

where $l_\alpha(y) = \langle p_\alpha, y \rangle + 1$. v is called the symplectic potential of ω . In this way, \mathcal{H}^T can be identified with the space of symplectic potentials.

The Ricci potential of Ω is

$$(3.2) \quad e^{h(u)} := e^{h_\Omega} = \frac{\rho}{\int \Omega} \cdot \frac{\Omega}{Ric(\Omega)^n} = \frac{|\Delta|}{\int_{\mathbb{R}^n} e^{-u}} \cdot \frac{e^{-u}}{\det(u_{ij})}.$$

Since Δ contains the origin, by the growth property (3.1), $\int e^{-u}$ is well-defined.

In the following, we will deal with the non-smooth metrics. Thus we define the space of locally bounded metrics.

$$\mathcal{H}_b^T := \{\Omega = e^{-\varphi} \Omega_{ref} \mid \omega \text{ is a positive current, } \varphi \text{ bounded and invariant}\}.$$

It can be identified with the space of convex functions on \mathbb{R}^n with growth property (3.1). Through Legendre transform, it can be further identified with the space of bounded convex functions on Δ .

In the following, we will use \mathcal{H}_b^T to denote these three spaces, and also use \mathcal{H}^T to denote the space of symplectic potentials.

For the details of these identifications of spaces of functions, see [BB] Proposition 3.3 and the remark.

3.3. Ding functional. Consider the restriction of Ding functional on the subspace \mathcal{H}^T . By (1.1) and (3.2),

$$\delta \mathcal{D} = \int_{\mathbb{R}^n} \delta u \left(\frac{|\Delta| e^{-u}}{\int_{\mathbb{R}^n} e^{-u}} - \det(u_{ij}) \right) dx,$$

where we omit a constant $(2\pi)^n n!$. Let v be the Legendre transform of u . It is easy to see $\delta u = -\delta v(\nabla u)$. Thus

$$\delta \mathcal{D} = \int_{\mathbb{R}^n} \delta u \frac{|\Delta| e^{-u}}{\int_{\mathbb{R}^n} e^{-u}} + \int_{\Delta} \delta v dy.$$

Then we can integrate it to get

$$(3.3) \quad \mathcal{D}(u) = \int_{\Delta} v dy - |\Delta| \log \int_{\mathbb{R}^n} e^{-u} dx, \quad u \stackrel{\mathcal{L}}{\sim} v.$$

By this formula, we can extend \mathcal{D} to $u \in \mathcal{H}_b^T$.

Since $v(0) = -\inf u$, we write

$$\mathcal{D}(u) = |\Delta| \left(-\log \int_{\mathbb{R}^n} e^{-(u-\inf u)} dx - v(0) + \frac{1}{|\Delta|} \int_{\Delta} v dy \right).$$

It is similar to the formula of Mabuchi functional obtained in [Do3] (3.3.1),

$$\mathcal{M}(u) = \int_{\mathbb{R}^n} \det(u_{ij}) \cdot \log \det(u_{ij}) dx + \int_{\partial\Delta} v d\sigma - \frac{|\partial\Delta|}{|\Delta|} \int_{\Delta} v dy.$$

More generally, for any bounded function A defined on Δ , we define \mathcal{D}_A on \mathcal{H}_b^T by

$$(3.4) \quad \delta\mathcal{D}_A = \int_{\mathbb{R}^n} \delta u \left(\frac{|\Delta| e^{-u}}{\int_{\mathbb{R}^n} e^{-u}} - |\Delta| A(\nabla u) \cdot \det(u_{ij}) \right) dx.$$

Thus

$$\mathcal{D}_A(u) = |\Delta| \left(-\log \int_{\mathbb{R}^n} e^{-(u-\inf u)} dx + \mathcal{I}_A(v) \right),$$

where

$$\mathcal{I}_A(v) := -v(0) + \int_{\Delta} v \cdot A dy.$$

When $A = |\Delta|^{-1}$, we simply denote \mathcal{I}_A by \mathcal{I} .

By the definition, the critical points of \mathcal{D}_A satisfy $e^{h(u)} = |\Delta| A(\nabla u)$.

3.3.1. A Jensen's inequality. Let us recall the Jensen's inequality, since it will appear frequently in the following. Let dm be a positive Borel measure on a vector space with barycenter 0, g be a integrable convex function, then $\int g dm \geq g(0)$. Moreover, the equality is taken iff g is affine on the convex hull of the support of dm .

For any $u \in \mathcal{H}^T$, take $A = |\Delta|^{-1} e^{h(u)}(\nabla v)$. By the divergence theorem, $\int_{\mathbb{R}^n} \nabla_i u e^{-u} dx = 0$, thus the barycenter of $A dy$ is 0. Then by Jensen inequality, we have

$$(3.5) \quad \mathcal{I}_A(g) \geq 0$$

for any convex function g on Δ .

4. DING INVARIANTS OF TORIC TEST CONFIGURATIONS

The Ding invariants have been introduced by R. Berman in [Ber] as the asymptotic slope of Ding functional along geodesics. Note that in [Ber] the Ding functional is defined as $\frac{1}{\rho}\mathcal{D}$.

Let X be a Fano variety, and $(\mathcal{X}, \mathcal{L})$ be a test-configuration for $(X, -rK_X)$ with normal total space. That is a \mathbb{C}^* -equivariant flat family $(\mathcal{X}, \mathcal{L}) \rightarrow \mathbb{C}$, where \mathbb{C}^* acts on the base by multiplication. \mathcal{L} is a relative ample line bundle on \mathcal{X} , and $(\mathcal{X}, \mathcal{L})|_{\mathbb{C}^*}$ is \mathbb{C}^* -equivariantly isomorphic to the product $(X, -rK_X) \times \mathbb{C}^*$.

Taking a locally bounded metric h_0 on K_X^{-1} with positive curvature. We can construct a geodesic ray h_t of locally bounded metrics started from h_0 through Perron-Bremermann envelopes, see section 2.4 in [Ber]. Then Berman showed that

$$(4.1) \quad \text{DF}(\mathcal{X}, \mathcal{L}) = \lim_{t \rightarrow \infty} \frac{1}{\rho} \frac{d\mathcal{D}(h_t)}{dt} + q, \quad q \geq 0.$$

Where $\text{DF}(\mathcal{X}, \mathcal{L})$ is the Donaldson-Futaki invariant defined in [Do3], and q measures the regularity of $(\mathcal{X}, \mathcal{L})$. The limit term is called the *Ding invariant* denoted by $\text{Ding}(\mathcal{X}, \mathcal{L})$. The Ding stability is defined in terms of Ding invariants in a same way of K-stability, and it turns out that Ding polystable is equivalent to K-polystable, see [Fuj].

Although Ding invariants are defined through the way of analysis, it can be expressed by algebraic geometry invariant, more exactly, the log canonical threshold of the total space.

In the following, for toric test configurations, we compute the Ding invariant by the definition and the Berman's lct formula respectively.

4.1. The asymptotic slope along toric geodesics. Let $g(y)$ be a piecewise linear convex function on Δ with rational coefficients. By [Do3] we can construct a torus-equivariant test-configuration from g . Let

$$\square = \{(y, z) \mid y \in \Delta, 0 \leq z \leq L - g(y)\},$$

where L is a large integer. Take r to be an integer such that $r\square$ is lattice polytope. Then we take $(\overline{\mathcal{X}}, \overline{\mathcal{L}})$ to be the polarized toric variety associated to $r\square$. There is a natural morphism $\overline{\mathcal{X}} \rightarrow \mathbb{P}^1$. The family restricted on \mathbb{C} is a torus-equivariant test-configuration for $(X, -rK_X)$. For more algebraic geometry properties of this family, see the next subsection.

The geodesics associated to toric test-configurations are easy to describe in terms of symplectic potentials. For a detailed discussion of this, see [SoZ].

Taking a arbitrary smooth symplectic potential v_0 as the start point h_0 . Then the symplectic potential of the associated geodesic ray h_t is

$$(4.2) \quad v_t = v_0 + tg.$$

Denote its Legendre transform by $u_t \in \mathcal{H}_b^T$, namely

$$u_t(x) = \sup_{y \in \Delta} x \cdot y - v_t(y), \quad \text{for } x \in \mathbb{R}^n.$$

Since v_t is strictly convex, $u_t \in \mathcal{C}^1(\mathbb{R}^n)$. Let $f \in \mathcal{H}_b^T$ be the Legendre transform of g .

Theorem 5. *The Ding invariant of the toric test configurations associated to piecewise linear convex function g is*

$$(4.3) \quad \lim_{t \rightarrow \infty} \frac{1}{|\Delta|} \frac{d\mathcal{D}(u_t)}{dt} = \mathcal{I}(g) := -g(0) + \frac{1}{|\Delta|} \int_{\Delta} g(y) dy.$$

Proof. The derivative of Ding functional along the geodesic ray u_t is

$$\begin{aligned} \frac{1}{|\Delta|} \cdot \frac{d\mathcal{D}(u_t)}{dt} &= - \int_{\mathbb{R}^n} g(\nabla u_t) \left(\frac{e^{-u_t}}{\int_{\mathbb{R}^n} e^{-u_t}} - \frac{1}{|\Delta|} \det(u_{t,ij}) \right) dx \\ &= - \int_{\mathbb{R}^n} g(\nabla u_t) \frac{e^{-u_t}}{\int_{\mathbb{R}^n} e^{-u_t}} dx + \frac{1}{|\Delta|} \int_{\Delta} g(y) dy. \end{aligned}$$

Where $\det(u_{t,ij})dx$ means the Monge-Ampère measure. We need to compute the limit of the first integral. Note that the whole quantity does not change when adding a constant on g . We assume that $g(0) = 0$, this is equivalent to $\inf_{\mathbb{R}^n} f = 0$.

First we make rescaling, let $\tilde{v}_t := t^{-1}v_t = t^{-1}v_0 + g$, and denote its Legendre transform by \tilde{u}_t . It is easy to see that $u_t(x) = t\tilde{u}_t(t^{-1}x)$. Then the first integral is equal to

$$\int_{\mathbb{R}^n} g(\nabla\tilde{u}_t) \frac{e^{-t\tilde{u}_t}}{\int_{\mathbb{R}^n} e^{-t\tilde{u}_t}} dx.$$

Let

$$\mu_t = \frac{e^{-t\tilde{u}_t}}{\int_{\mathbb{R}^n} e^{-t\tilde{u}_t}} dx,$$

it is a probability measures on \mathbb{R}^n . Then the integral is equal to $\int_{\Delta} g \cdot m_t$, where $m_t = (\nabla\tilde{u}_t)_{\#} \mu_t$ is the push-out measure supported on $\overline{\Delta}$. Since $\overline{\Delta}$ is compact and $\{m_t\}$ are probability measures, by the weak compactness, there exists $t_i \rightarrow \infty$ such that m_{t_i} weakly converges to a probability measure m_{∞} .

The non-differentiable set of g induces a sub-polytope decomposition of Δ . Let $\Delta(0)$ be the unique cell containing 0 in its relative interior. Where ‘‘cell’’ means the faces of sub-polytopes.

We claim $\text{Supp} m_{\infty} \subseteq \overline{\Delta(0)}$. Then $\int_{\Delta} g \cdot m_{t_i}$ converges to $\int_{\overline{\Delta(0)}} g \cdot m_{\infty}$. Since g is linear on $\overline{\Delta(0)}$, suppose $g = \sum b_k y_k$, then

$$\int_{\overline{\Delta(0)}} g \cdot m_{\infty} = \sum b_k \int_{\overline{\Delta(0)}} y_k \cdot m_{\infty}.$$

Moreover, by the divergence theorem,

$$\int_{\Delta} y_k \cdot m_t = \int_{\mathbb{R}^n} \nabla_k \tilde{u}_t \frac{e^{-t\tilde{u}_t}}{\int_{\mathbb{R}^n} e^{-t\tilde{u}_t}} dx = -\frac{\int_{\mathbb{R}^n} \nabla_k e^{-t\tilde{u}_t} dx}{t \int_{\mathbb{R}^n} e^{-t\tilde{u}_t}} = 0.$$

Let $t = t_i$ goes to infinity. It follows that $\int_{\overline{\Delta(0)}} g \cdot m_{\infty} = 0 = g(0)$. Then (4.3) follows. Note that m_{∞} depends heavily on the choice of v_0 .

To prove the claim, we only need to show that $\int_{\Delta} \eta \cdot m_t \rightarrow 0$ for all $\eta \in \mathcal{C}(\overline{\Delta})$ such that $\text{Supp } \eta \cap \overline{\Delta(0)} = \emptyset$. Denote

$$\int_{\Delta} \eta \cdot m_t = \frac{\int_{\mathbb{R}^n} \eta(\nabla\tilde{u}_t) e^{-t\tilde{u}_t}}{\int_{\mathbb{R}^n} e^{-t\tilde{u}_t}} =: \frac{\Lambda_{\eta}}{\Lambda}.$$

First we observe two types of one variable integrals,

$$\int_0^{\infty} e^{-tx} dx = \frac{1}{t}, \quad \int_{\delta}^{\infty} e^{-tx} dx = \frac{1}{t} e^{-\delta t},$$

for $\delta > 0$, the second one exponentially decays as t goes to infinity. Denote $\nabla(0) := \{f = 0\}$. Since \tilde{u}_t converges to f , roughly speaking, $\nabla\tilde{u}_t$ maps a small neighborhood of $\nabla(0)$ to a small neighborhood of $\Delta(0)$ as t large enough. By the assumption on $\text{Supp } \eta$, Λ_{η} has no contributions on a small neighborhood of $\nabla(0)$, thus it likes the second type one variable integral. On the other hand, Λ likes the first type one variable integral.

In the following we only consider the generic case: $\dim \Delta(0) = n$, the proof for the other cases is similar but more complicated. In this case, f attains the minimum at a single point, without loss of generality, we assume this point is $0 \in \mathbb{R}^n$.

We take $\delta > 0$ small enough, then $\eta(\nabla\tilde{u}_t) = 0$ on $\{\tilde{u}_t < \delta\}$ when $t > T$. Thus

$$|\Lambda_\eta| = \left| \int_{\{\tilde{u}_t \geq \delta\}} \eta(\nabla\tilde{u}_t) e^{-t\tilde{u}_t} \right| \leq \|\eta\|_\infty e^{-\frac{\delta}{2}t} \int_{\{\tilde{u}_t \geq \delta\}} e^{-\frac{t}{2}\tilde{u}_t} \leq C \|\eta\|_\infty e^{-\frac{\delta}{2}t}.$$

Similarly, $\left| \int_{\{\tilde{u}_t \geq \delta\}} e^{-t\tilde{u}_t} \right| \leq C e^{-\frac{\delta}{2}t}$. On the other hand, for $x \in \mathbb{R}^n$, denote $y_t(x) = \nabla\tilde{u}_t(x)$, thus $-t\tilde{u}_t(x) = -tf(x) + v_0(y_t(x))$. Since δ is small sufficiently, f is linear axially on $\{\tilde{u}_t < \delta\}$, let $\xi = tx$,

$$(4.4) \quad t^n \int_{\{\tilde{u}_t < \delta\}} e^{-t\tilde{u}_t} dx = t^n \int_{\{\tilde{u}_t < \delta\}} e^{-tf} e^{v_0(y_t)} dx = \int_{\Xi_t} e^{-f(\xi)} e^{v_0(y_t(\xi/t))} d\xi.$$

Where $\Xi_t = \{\xi \mid \tilde{u}_t(\xi/t) < \delta\}$, it is asymptotic to $\{\xi \mid f(\xi) < \delta t\}$. Thus (4.4) converges to a constant $A > 0$. It follows that $\Lambda = At^{-n} + o(t^{-n})$. Hence $\Lambda_\eta/\Lambda \rightarrow 0$. \square

Remark 6. By the Berndtsson's convexity, $\frac{d\mathcal{D}(u_t)}{dt}$ is non-decreasing, its limit is same to $\lim_{t \rightarrow \infty} \frac{1}{t}\mathcal{D}(u_t)$. So we can compute this limit instead, it is more simpler. The key point is the estimate

$$t^{-n} \int_{\mathbb{R}^n} e^{-u_t} = \int_{\mathbb{R}^n} e^{-t\tilde{u}_t} = C \cdot t^{-\delta} + o(t^{-\delta}), \quad C > 0, \quad \delta = \dim \Delta(0).$$

4.2. Use Berman's lct formula. Firstly, we recall the lct formula for Ding invariants, see [Ber, Fuj]. For a test configuration $(\mathcal{X}, \mathcal{L}) \rightarrow \mathbb{C}$, we can compactify it by gluing it with the trivial product $(X, -rK_X) \times (\mathbb{P}^1 \setminus \{0\})$ by the trivialization over \mathbb{C}^* . Denote the resulting compact family by $\pi : (\overline{\mathcal{X}}, \overline{\mathcal{L}}) \rightarrow \mathbb{P}^1$. Let $K_{\overline{\mathcal{X}}/\mathbb{P}^1} := K_{\overline{\mathcal{X}}} - \pi^*K_{\mathbb{P}^1}$ be the relative canonical divisor (may not be Cartier) and $\mathcal{X}_0 = \pi^{-1}(0)$ the central fiber. We can take a \mathbb{Q} -divisor $B_{(\overline{\mathcal{X}}, \overline{\mathcal{L}})}$ such that

$$-rB_{(\overline{\mathcal{X}}, \overline{\mathcal{L}})} \sim \overline{\mathcal{L}} + rK_{\overline{\mathcal{X}}/\mathbb{P}^1}, \quad \text{and } \text{Supp} B_{(\overline{\mathcal{X}}, \overline{\mathcal{L}})} \subseteq \mathcal{X}_0.$$

Then

$$(4.5) \quad \text{Ding}(\mathcal{X}, \mathcal{L}) = \frac{-\overline{\mathcal{L}}^{n+1}}{(n+1)r^{n+1} (K_X^{-1})^n} - \left(1 - \text{lct}(\overline{\mathcal{X}}, B_{(\overline{\mathcal{X}}, \overline{\mathcal{L}})}; \overline{\mathcal{X}}_0) \right),$$

where the "lct" is the sub log canonical threshold. We explain it in the following.

Let (Y, B) be a pair, where Y is a normal variety and B is a \mathbb{R} -divisor (maybe not effective) such that $K_Y + B$ is \mathbb{R} -Cartier.

Suppose that \tilde{Y} is a normal variety and $f : \tilde{Y} \rightarrow Y$ is a proper birational morphism. Let $E \subset \tilde{Y}$ be a prime divisor, we say that E is a divisor *over* Y , and E is exceptional if $\text{codim} f(E) > 1$. We can write

$$K_{\tilde{Y}} - f^*(K_Y + B) = \sum_{E_i} a_i E_i,$$

where E_i is exceptional divisor or the strictly transform of the components of B . Denote the coefficient of E by $a(E, Y, B)$, if E does not appear in $\{E_i\}$, let $a(E, Y, B) = 0$. Then we follow [Kol] to define

$$\text{discrep}(Y, B) := \inf_E \{a(E, Y, B) \mid E \text{ is exceptional divisor over } Y\},$$

$$\text{totaldiscrep}(Y, B) := \inf_E \{a(E, Y, B) \mid E \text{ is divisor over } Y\}.$$

Note that $\text{totaldiscrep}(Y, B) = \min\{\text{discrep}(Y, B), -b_i, 0\}$, b_i are coefficients of B .

(Y, B) is said to be *log canonical* (lc for short in the following) if $\text{discrep}(Y, B) \geq -1$. (Y, B) is said to be *sub log canonical* if $\text{totaldiscrep}(Y, B) \geq -1$. In particular, if (Y, B) is sub lc, we know that the coefficients of B are ≤ 1 . Moreover, let $D \subset Y$ be a \mathbb{R} -Cartier divisor. The *sub log canonical threshold* is defined as

$$\text{lct}(Y, B; D) := \sup\{c \in \mathbb{R} \mid (Y, B + cD) \text{ is sub log canonical}\}.$$

Now we consider the toric test configurations. Assume that

$$g(y) = \max_{\beta \in \Gamma} \sum_{k=1}^n b_{\beta}^k y_k + b_{\beta}^0, \quad b_{\beta}^k, b_{\beta}^0 \in \mathbb{Q},$$

and there is no redundant affine function. Let $\square = \{(y, z) \mid y \in \Delta, 0 \leq z \leq L - g(y)\}$ as above, where L is a sufficiently large integer. Take $r \in \mathbb{N}^+$ such that $r\square$ is a lattice polytope and $rb_{\beta}^0 \in \mathbb{Z}$ for all $\beta \in \Gamma$. Denote m_{β} the least common multiple of the denominators of $\{b_{\beta}^k\}_{k=1}^n$. The defining functions of $r\square$ is as following

$$\begin{aligned} \text{Roof: } & \langle \bar{q}_{\beta}, (y, z) \rangle + d_{\beta} \geq 0, \quad \beta \in \Gamma; \\ \text{Walls: } & \langle p_{\alpha}, y \rangle + r \geq 0, \quad \alpha \in A; \\ \text{Floor: } & z \geq 0. \end{aligned}$$

Where $\bar{q}_{\beta} := (-m_{\beta}b_{\beta}^1, \dots, -m_{\beta}b_{\beta}^n, -m_{\beta}) \in \mathbb{Z}^{n+1}$ and $d_{\beta} := -m_{\beta}rb_{\beta}^0 + m_{\beta}rL \in \mathbb{Z}$. Note that \bar{q}_{β} are primitive vectors.

Let $(\bar{\mathcal{X}}, \bar{\mathcal{L}})$ the polarized toric variety associated to $r\square$. Denote $\pi : \bar{\mathcal{X}} \rightarrow \mathbb{P}^1$ the natural morphism. Then $(\bar{\mathcal{X}}, \bar{\mathcal{L}}, \pi)$ is a compactified toric test configuration for $(X_{\Delta}, -rK_X)$. Let $\bar{D}_{\alpha}, \bar{D}_{\beta}$ and \bar{D}_{∞} the toric divisors associated to the generators $(p_{\alpha}, 0), \bar{q}_{\beta}$ and $(0, 1)$ respectively. Note that $\bar{D}_{\infty} = \pi^{-1}(\infty)$. Then $\bar{\mathcal{L}}$ is given by the Cartier divisor $r \sum_{\alpha} \bar{D}_{\alpha} + \sum_{\beta} d_{\beta} \bar{D}_{\beta}$ and $-K_{\bar{\mathcal{X}}} = \sum_{\alpha} \bar{D}_{\alpha} + \sum_{\beta} \bar{D}_{\beta} + \bar{D}_{\infty}$.

On the other hand, by the formula for pulling back line bundles, see Prop. 6.2.7 of [CLS], we have

$$-\pi^*K_{\mathbb{P}^1} = \sum_{\beta} m_{\beta} \bar{D}_{\beta} + \bar{D}_{\infty}, \quad \bar{\mathcal{X}}_0 = \sum_{\beta} m_{\beta} \bar{D}_{\beta}.$$

Thus

$$-K_{\bar{\mathcal{X}}/\mathbb{P}^1} = -K_{\bar{\mathcal{X}}} + \pi^*K_{\mathbb{P}^1} = \sum_{\alpha} \bar{D}_{\alpha} + \sum_{\beta} (1 - m_{\beta}) \bar{D}_{\beta}.$$

We take

$$B_{(\bar{\mathcal{X}}, \bar{\mathcal{L}})} = \sum_{\beta} \left(1 - m_{\beta} - \frac{1}{r}d_{\beta}\right) \bar{D}_{\beta} = \sum_{\beta} (1 + (b_{\beta}^0 - L - 1)m_{\beta}) \bar{D}_{\beta},$$

then $-rB_{(\bar{\mathcal{X}}, \bar{\mathcal{L}})} \sim \bar{\mathcal{L}} + rK_{\bar{\mathcal{X}}/\mathbb{P}^1}$ and $\text{Supp}B_{(\bar{\mathcal{X}}, \bar{\mathcal{L}})} \subseteq \mathcal{X}_0$.

By the definition,

$$\text{lct}(\bar{\mathcal{X}}, B_{(\bar{\mathcal{X}}, \bar{\mathcal{L}})}; \bar{\mathcal{X}}_0) := \sup\{c \in \mathbb{R} \mid (\bar{\mathcal{X}}, B_{(\bar{\mathcal{X}}, \bar{\mathcal{L}})} + c\bar{\mathcal{X}}_0) \text{ is sub lc}\}.$$

Let

$$D_c := B_{(\bar{\mathcal{X}}, \bar{\mathcal{L}})} + c\bar{\mathcal{X}}_0 = \sum_{\beta} (1 + (b_{\beta}^0 - L - 1 + c)m_{\beta}) \bar{D}_{\beta}.$$

If $(\bar{\mathcal{X}}, D_c)$ is sub lc, then the coefficients of D_c are ≤ 1 . This implies that $c \leq L + 1 - \max_{\beta} b_{\beta}^0 = L + 1 - g(0)$.

On the other hand, by Prop. 3.7 in [Kol], we know that $(\overline{\mathcal{X}}, -K_{\overline{\mathcal{X}}})$ is lc, thus $(\overline{\mathcal{X}}, -K_{\overline{\mathcal{X}}})$ is sub lc since that the coefficients of $-K_{\overline{\mathcal{X}}}$ are 1. When $c < L + 1 - g(0)$, the coefficients of D_c are smaller than the corresponding coefficients of $-K_{\overline{\mathcal{X}}}$. Use the monotonicity of discrepancy (see 3.4.1.5 in [Kol], it also holds for totaldiscrep), we have

$$\text{totaldiscrep}(\overline{\mathcal{X}}, D_c) \geq \text{totaldiscrep}(\overline{\mathcal{X}}, -K_{\overline{\mathcal{X}}}) \geq -1.$$

Thus $(\overline{\mathcal{X}}, D_c)$ is sub lc. Hence we have

$$\text{lct}(\overline{\mathcal{X}}, B_{(\overline{\mathcal{X}}, \overline{\mathcal{L}})}; \overline{\mathcal{X}}_0) = L + 1 - g(0).$$

For the first term of (4.5),

$$\overline{\mathcal{L}}^{n+1} = (n+1)! |r\Box| = (n+1)! r^{n+1} \int_{\Delta} (L - g) dy.$$

Finally, we obtain the same result

$$\text{Ding}(\mathcal{X}, \mathcal{L}) = -g(0) + \frac{1}{|\Delta|} \int_{\Delta} g(y) dy.$$

4.3. Compare with Donaldson-Futaki invariants. By [Do3], the Donaldson-Futaki invariant of toric test configurations associated to g is

$$(4.6) \quad \mathcal{L}(g) = \frac{1}{|\Delta|} \left(\int_{\partial\Delta} g(y) d\sigma - n \int_{\Delta} g(y) dy \right),$$

where $d\sigma$ is the boundary measure determined by $\{p_\alpha\}$. Since Δ corresponds to the anti-canonical class, $|\partial\Delta|_{d\sigma} = n |\Delta|$.

In [Ber], it was shown that Ding invariants are equal or less than DF invariants. In the toric case, this is the following basic inequality.

Proposition 7. *For any convex function g on Δ , we have*

$$(4.7) \quad -g(0) + \frac{1}{|\Delta|} \int_{\Delta} g(y) dy \leq \frac{1}{|\Delta|} \left(\int_{\partial\Delta} g(y) d\sigma - n \int_{\Delta} g(y) dy \right),$$

and the equality is taken iff g is radially affine, namely $\bar{g}(tz) = (1-t)g(0) + tg(z)$, for $t \in [0, 1]$ and $z \in \partial\Delta$.

Proof. By definitions,

$$\mathcal{L}(g) - \mathcal{I}(g) = \frac{1}{|\Delta|} \left(\int_{\partial\Delta} (g - g(0)) d\sigma - (n+1) \int_{\Delta} (g - g(0)) dy \right).$$

Let \bar{g} be the radially affine function associated to g such that

$$\bar{g}(tz) = (1-t)g(0) + tg(z), \text{ for } t \in [0, 1] \text{ and } z \in \partial\Delta.$$

Since that g is convex, $g \leq \bar{g}$ on Δ . On the other hand, by decomposing Δ as the union of $\{\Delta_k\}$ which are cones over the facets of Δ , we have

$$(4.8) \quad \int_{\Delta_k} (\bar{g} - g(0)) dy = \frac{1}{n+1} \int_{(\partial\Delta)_k} (g - g(0)) d\sigma,$$

where $(\partial\Delta)_k = \Delta_k \cap \partial\Delta$. For this indentity, we can assume $g(0) = 0$, consider $\rho : \partial\Delta_k \times (0, 1] \rightarrow \Delta_k \setminus \{0\}$, $\rho(z, t) = tz$. It can be verified that $\rho^* dy = t^{n-1} d\sigma \wedge dt$. Then

$$\int_{\Delta_k} \bar{g} dy = \int_{\partial\Delta_k \times (0, 1]} tg(z) \rho^* dy = \int_{\partial\Delta_k} g(z) d\sigma \cdot \int_0^1 t^n dt = \frac{1}{n+1} \int_{\partial\Delta_k} g d\sigma.$$

Sum (4.8) over k , we obtain $(n+1) \int_{\Delta} (\bar{g} - g(0)) dy = \int_{\partial\Delta} (g - g(0)) d\sigma$. Hence

$$\mathcal{L}(g) - \mathcal{I}(g) = \frac{n+1}{|\Delta|} \int_{\Delta} (\bar{g} - g) dy \geq 0.$$

□

We call that Δ is Ding stable if $\mathcal{I}(g) \geq 0$ for all convex g and the equality is taken iff g is affine. By Jensen's inequality, it is equivalent to that the barycenter of Δ is the origin. On the other hand, by (4.7), it is easy to see that Δ is K-stable iff the barycenter is the origin. In this case and when X is smooth, by the seminar work of Wang and Zhu [WZ], there exists K-E metrics on X_{Δ} . When X is an orbifold, see [SZ].

5. MOMENT-WEIGHT INEQUALITY

The Moment-Weight inequalities exist in any finite dimensional GIT picture, see [GRS] for a detailed discussion. For the scalar curvature moment maps, Donaldson [Do4] obtained a M-W inequality which bounds Calabi energy from below by Donaldson-Futaki invariants. See [Sz2] for the toric case.

On Fano manifolds, for the Ricci potential moment maps, Berman [Ber] and Hisamoto [His] obtained the corresponding M-W inequality which bounds Ding energy by Donaldson-Futaki invariants. Since $q \geq 0$ in (4.1), Ding invariants give a better lower bound. Next we consider the M-W inequality that takes Ding invariants as weight.

Proposition 8.

$$(5.1) \quad \inf_{u \in \mathcal{H}^T} \left[\int_{\mathbb{R}^n} \left(e^{h(u)} - 1 \right)^2 \det(u_{ij}) dx \right]^{1/2} \geq \sup_{\text{conv. } g} \frac{-|\Delta| \mathcal{I}(g)}{\|g\|_2}.$$

Where $h(u)$ is defined by (3.2), g is any nonzero convex function and $\|g\|_2^2 = \int_{\Delta} g^2 dy$.

Proof. Let $u_0 \in \mathcal{H}^T$ and g is a piecewise linear convex function. Let u_t be the toric geodesic ray associated to g , see (4.2).

In [Bnt], Berndtsson showed the convexity of Ding functional along the weak geodesic rays, this implies $\frac{d\mathcal{D}(u_t)}{dt}$ is non-decreasing.

Thus by Theorem 5, we have

$$\begin{aligned} - \int_{\mathbb{R}^n} g(\nabla u_0) \left(\frac{|\Delta| e^{-u_0}}{\int_{\mathbb{R}^n} e^{-u_0}} - \det(u_{0,ij}) \right) dx &= \frac{d\mathcal{D}(u_t)}{dt} \Big|_{t=0} \\ &\leq \lim_{t \rightarrow \infty} \frac{d\mathcal{D}(u_t)}{dt} = |\Delta| \mathcal{I}(g) \end{aligned}$$

Apply Holder's inequality to the LHS, then (5.1) follows. □

Remark 9. We can avoid to use Berndtsson's convexity and Theorem 5, obtain (5.1) by (3.5) directly. Since for $u \in \mathcal{H}^T$,

$$\begin{aligned} \int_{\Delta} g(e^{h(u)} - 1) dy &= -|\Delta| g(0) + \int_{\Delta} g e^{h(u)} dy - |\Delta| \mathcal{I}(g) \\ &\geq -|\Delta| \mathcal{I}(g), \end{aligned}$$

then apply Holder's inequality to the LHS.

Moreover, by the same arguments, for any bounded function A on Δ we have

$$(5.2) \quad \inf_{u \in \mathcal{H}^T} \left[\int_{\mathbb{R}^n} \left(e^{h(u)} - |\Delta| A(\nabla u) \right)^2 \det(u_{ij}) dx \right]^{1/2} \geq \sup_{\text{conv. } g} \frac{-|\Delta| \mathcal{I}_A(g)}{\|g\|_2}.$$

6. RELATIVE DING STABILITY AND MABUCHI METRICS

Definition 10. Let $l(y)$ be the unique affine function such that $\int_{\Delta} l \cdot h \, dy = h(0)$ for all affine function h . We call l the *Ricci affine function* associated to Δ .

Namely, it satisfies $\int l = 1$ and $\int y_i \cdot l = 0$ for all $1 \leq i \leq n$. In particular, take $h = l$ we have $\int l^2 = l(0)$. On the other hand, let $\theta_{\Delta} := 1 - |\Delta|l$, then by the relation (4.8), it is easy to see that

$$\int_{\partial\Delta} h d\sigma - \int_{\Delta} h(n + \theta_{\Delta}) \, dy = 0,$$

for any affine function h . By the formula (4.6) of DF invariants, we have

$$|\Delta| \mathcal{L}(h) = \int h \cdot \theta_{\Delta} \, dy,$$

for any affine function h . Since that the extremal vector field is dual to the Futaki character with respect to the canonical bilinear form (see [FM]), θ_{Δ} is actually the normalized potential function of the extremal vector field. Then by (2.5) we know that the equation for invariant Mabuchi metrics is

$$e^{h(u)} = |\Delta| l(\nabla u), \quad u \in \mathcal{H}^T.$$

Accordingly, we modify the Ding functional such that its critical points are Mabuchi metrics. By the definition (3.4), it is \mathcal{D}_l . For general Fano manifolds, it is the functional $\hat{\nu}$ defined in [Ma3].

Then in the same way of defining Ding invariants, we define relative Ding invariants to be the asymptotic slope of \mathcal{D}_l along toric geodesics. Since the leading term is same, by Theorem 5, we know that the result is $\mathcal{I}_l(g)$.

Definition 11. We call \mathcal{D}_l the *modified* Ding functional. For a convex function g on Δ , we call

$$\mathcal{I}_l(g) = -g(0) + \int_{\Delta} g \cdot l \, dy$$

the *relative Ding invariant* associated to g .

Firstly, we observe the following basic facts. Recall that a convex function g on Δ is called *normalized* if $g(y) \geq g(0) = 0$.

Proposition 12. $\mathcal{I}_l(g) \geq 0$ for all convex function g if and only if $l \geq 0$ on Δ , and in this case $\mathcal{I}_l(g) = 0$ only when g is affine. Moreover, there exists a constant $c > 0$ such that

$$\mathcal{I}_l(g) \geq c \int_{\Delta} g \, dy$$

for all normalized convex function g if and only if $\inf_{\Delta} l > 0$.

Proof. By the definition of l , \mathcal{I}_l vanishes on affine functions. By Jensen's inequality (see 3.3.1), if $l \geq 0$ on Δ then $\mathcal{I}_l(g) \geq 0$ for all convex g and the equality holds only

when g is affine. On the other hand, if $\Delta \not\subseteq \{l \geq 0\}$, there exists convex g such that $\mathcal{I}_l(g) < 0$. For example, take $g = l^+ = \max\{0, l\}$, note that $\int l^2 = l(0)$,

$$\mathcal{I}_l(l^+) = -l(0) + \int_{l \geq 0} l^2 = - \int_{l < 0} l^2 < 0.$$

For the second statement, if $\delta := \inf_{\Delta} l > 0$, then $\mathcal{I}_l(g) \geq \delta \int g dy$ for all normalized convex function g . Conversely, if there exists a constant $c > 0$ such that the inequality holds, we have $\mathcal{I}_l(g) \geq 0$ for all convex g , thus $l \geq 0$ on Δ . If $\delta = 0$, we can take a sequence $\{g_i\}$ of simple normalized convex functions on Δ such that

$$\{g_i \geq 0\} \subseteq \Delta \cap \{l \leq 1/i\}, \quad \int_{\Delta} g_i = 1,$$

where ‘‘simple’’ means that $g_i = \max\{0, h_i\}$ for some affine function h_i .

Then $c \leq \mathcal{I}_l(g_i) = \int_{\{g_i \geq 0\}} g_i \cdot l \leq \frac{1}{i} \int_{\{g_i \geq 0\}} g_i = \frac{1}{i} \rightarrow 0$, it contradicts. \square

Based on the above facts, we define the *relative Ding stability* as follows.

Definition 13. Denote $\delta = \inf_{\Delta} l$. If $\delta \geq 0$, we call Δ is *relative Ding stable*. Otherwise $\delta < 0$, we call Δ is *relative Ding unstable*. Moreover, if $\delta > 0$, we call Δ is *uniformly relative Ding stable*.

All these situations can happen, see the section of examples. In [Ma2], Mabuchi defined an invariant $\alpha_X := \max_X \text{pr}(1 - e^{h_\omega})$, it is independent of the choice of $\omega \in 2\pi c_1(X)$. Obviously, if X admits Mabuchi metrics, then $\alpha_X < 1$. In the toric case, $\alpha_X = \max_{\Delta}(1 - |\Delta|l)$. Thus the condition $\alpha_X < 1$ is same to uniformly relative Ding stable in our terminology.

Theorem 14. *When X_{Δ} is an orbifold (this is equivalent to that Δ is simplicial), X_{Δ} admits invariant Mabuchi metrics if and only if Δ is uniformly relative Ding stable.*

Proof. Necessity is obvious by the above discussion. For the sufficiency, we need to solve the equation $e^{h(u)} = |\Delta|l$, more precisely

$$\det(u_{ij}) = \frac{1}{\int_{\mathbb{R}^n} e^{-u}} \cdot \frac{e^{-u}}{l(\nabla u)}, \quad u \in \mathcal{H}^T,$$

under the conditions $\int l = 1$, $\int y_i \cdot l = 0$ and $0 < c \leq l \leq C$ on Δ . This equation can be solved by the continuation method in the same way of [WZ] (also see [SZ]), the equation they dealt with is of Kähler-Ricci solitons, just replace $l(\nabla u)$ with $\exp\langle c, \nabla u \rangle$ in the above equation.

Now we check that the solution u defines a Mabuchi metric. Use the logarithmic coordinates w_i , we have

$$\frac{\partial}{\partial \bar{w}^k} \left(g^{i\bar{j}} \frac{\partial e^h}{\partial \bar{w}^j} \right) = \text{const.} \frac{\partial}{\partial x_k} \left(u^{i\bar{j}} \frac{\partial l(\nabla u)}{\partial x_j} \right) = 0,$$

thus e^h defines a holomorphic vector field. \square

6.1. A connection with relative K-stability. Denote

$$\mathcal{L}_{\theta}(g) = \frac{1}{|\Delta|} \left(\int_{\partial \Delta} g \, d\sigma - \int_{\Delta} g(n + \theta_{\Delta}) dy \right)$$

the relative DF invariant. Similar to the proof of Proposition 7, we also have

$$\mathcal{L}_\theta(g) - \mathcal{I}_l(g) = \frac{n+1}{|\Delta|} \int_\Delta (\bar{g} - g) dy \geq 0,$$

where \bar{g} is the radially affine function associated to g .

By this relation we immediately know that relative Ding stable implies strongly relative K-stable, that is $\mathcal{L}_\theta(g) \geq 0$ for all convex g and if the equality is taken only by affine functions. This result have been obtained by Zhou-Zhu [ZZ], where the condition $\theta_\Delta \leq 1$ of there is same to relative Ding stable.

7. EXAMPLES

In this section, we give some specific examples. The existence of Mabuchi metrics on $\mathbb{C}\mathbb{P}^n$ blown up one point have been shown in [Ma2]. Here we give an explicit formula of the solution.

Example 15. $\mathbb{C}\mathbb{P}^n$ blown up one point, $\Delta = \{(y_i) \mid y_i + 1 > 0, -1 < \sum y_i < 1\}$. Let v be the symplectic potential of Mabuchi metric. It satisfies

$$(7.1) \quad e^{v-y \cdot \nabla v} \det[v_{ij}] = l(y).$$

We reduce it to an ODE. Let $s = \sum y_i + n \in [n-1, n+1]$, then $l(y) = as + b$, a, b to be determined.

Using Calabi's ansatz, v is supposed to have form

$$v = \sum_i (1 + y_i) \log(1 + y_i) - s \log s + h(s)$$

where $h(s)$ is a function defined on $[n-1, n+1]$ and satisfies

$$h(s) = (s - n + 1) \log(s - n + 1) + (n + 1 - s) \log(n + 1 - s) + p(s)$$

where $p(s)$ is smooth on $[n-1, n+1]$. Then (7.1) is reduced to

$$e^{h-(s-n)h'} h'' = s^{n-1}(as + b),$$

hence

$$\frac{d}{ds} \left(e^{h-(s-n)h'} \right) = -(s-n)s^{n-1}(as + b).$$

Since $e^{h-(s-n)h'} = (s-n+1)(n+1-s)e^{p-(s-n)p'}$, integrate it

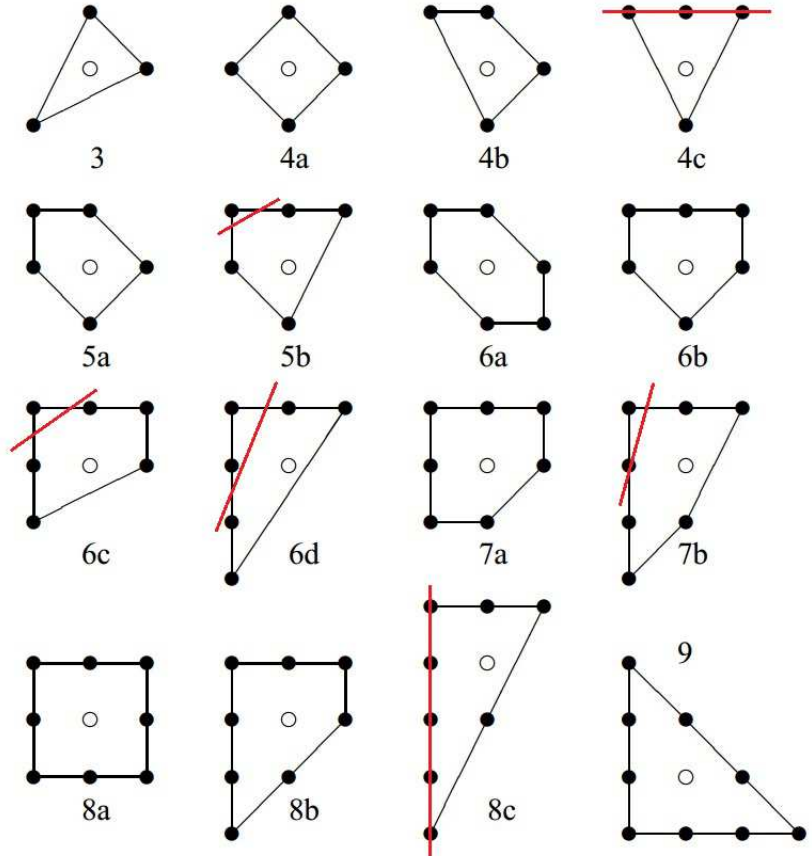
$$e^{h-(s-n)h'} = - \int_{n-1}^s (\tau - n) \tau^{n-1} (a\tau + b) d\tau.$$

In the following, we restrict to $n = 2$. In this case we have $a = -\frac{3}{22}$, $b = \frac{6}{11}$. By solving the above ODE we find that

$$\begin{aligned} v(y) &= (1 + y_1) \log(1 + y_1) + (1 + y_2) \log(1 + y_2) + (Y + 1) \log(Y + 1) \\ &\quad + (1 - Y) \log(1 - Y) - (Y + 2) \log(Y + 2) \\ &\quad + \frac{1}{\sqrt{7}} (\sqrt{7} + Y) \log(\sqrt{7} + Y) + \frac{1}{\sqrt{7}} (\sqrt{7} - Y) \log(\sqrt{7} - Y) \\ &\quad + \log \frac{3}{88} + c_1 y_1 + c_2 y_2, \end{aligned}$$

where $Y := y_1 + y_2$ and c_1, c_2 are arbitrary constants.

Example 16. There are 16 isomorphism classes of Gorenstein Fano toric surfaces. The following figure is the associated reflexive polygons, it is captured from book [CLS] section 8.3. In the table, $\delta = \inf_{\Delta} l$. The cutting line in the figure is $\{l = 0\}$. The origin is in $\{l > 0\}$. From the table, a natural question is whether the two reflexive polytopes dual to each other have the same stability.

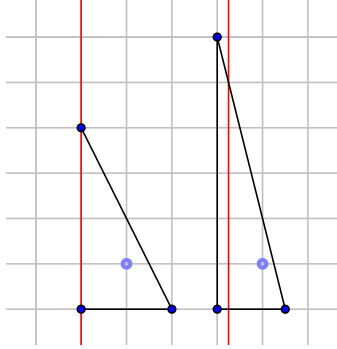


Δ	smooth?	Sign	Δ^{dual}	smooth?	Sign
3	n	KE	9	y	KE
4a	n	KE	8a	y	KE
4b	n	$\delta > 0$	8b	y	$\delta > 0$
4c	n	$\delta = 0$	8c	n	$\delta = 0$
5a	n	$\delta > 0$	7a	y	$\delta > 0$
5b	n	$\delta < 0$	7b	n	$\delta < 0$
6a	y	KE	self-dual		
6b	n	$\delta > 0$			
6c	n	$\delta < 0$			
6d	n	$\delta < 0$			

Example 17. Let $a \geq 2$, Q be the convex hull of lattice points $(1, 0), (0, 1), (-a, -1)$. The dual polytope Δ is the convex hull of $(-1, -1), (-1, a + 1), (\frac{2}{a}, -1)$. Denote X_a the associated Fano variety. X_2 is 8c in the previous example. By [Ful] X_a

is the Hirzebruch surface $\mathbb{P}(\mathcal{O}_{\mathbb{P}^1} \oplus \mathcal{O}_{\mathbb{P}^1}(a))$ contracting the unique curve with self-intersection $-a$. It has one orbifold singularity corresponding to vertex $(\frac{2}{a}, -1)$. The Gorenstein index is a when a is odd, and $a/2$ otherwise.

When $a > 2$, X_a is relative Ding unstable. When a goes to infinity, $\{l = 0\}$ approximates to $\{y_1 = -\frac{3}{4}\}$. The following is X_2 and X_4 .



Example 18. There are 18 isomorphism classes of smooth toric Fano 3-folds. In [YZ], Yotsutani and Zhou have computed θ_Δ of the associated polytopes. Since that relative Ding stable is equivalent to $\theta_\Delta \leq 1$. By [Yo], there are 6 relative Ding unstable ones, and the rest are uniformly relative Ding stable. Here we only discuss the unstable one with label \mathcal{B}_1 in [YZ], which is also discussed in [Ma2].

Let $X = \mathbb{P}(\mathcal{O}_{\mathbb{P}^2} \oplus \mathcal{O}_{\mathbb{P}^2}(2))$, the associated Delzant polytope Δ is

$$\{y \mid y_1 + y_2 + 2y_3 < 1, y_1 > -1, y_2 > -1, -1 < y_3 < 1\}.$$

X can be obtained by blowing up the unique singularity of $\mathbb{P}(1, 1, 1, 2)$, and this weighted projective space is also relative Ding unstable. $l = \frac{60}{349}y_3 + \frac{57}{349}$, the zero set of l is $\{y_3 = -0.95\}$.

8. OPTIMAL DE-STABILIZER

In this section we focus on the case of relative Ding unstable. In this case, there exists convex function g such that $\mathcal{I}_l(g) < 0$, for example $g = \max\{0, l\}$. The optimal destabilizer means the minimiser of the normalized Ding invariants, namely the RHS of the moment-weight inequality (5.1). This section can be seen as a parallel story to [Sz2] where the normalized DF invariants are minimized. But in that situation, it is difficult to figure out the structure of the minimiser such as whether it is piecewise linear or not. In our situation, we will see that the minimiser is a simple convex function.

Let

$$\mathcal{C}_{L^2} = \{g \mid g \text{ convex on } \Delta^\circ, g \in L^2_\Delta\}.$$

First we consider the functional called the normalized relative Ding invariants,

$$W_l(g) = \frac{\mathcal{I}_l(g)}{\|g\|_2} \quad g \in \mathcal{C}_{L^2}, \quad W_l(0) = 0.$$

Theorem 19. W_l admits an unique minimiser $\phi \in \mathcal{C}_{L^2}$ such that $\mathcal{I}_l(\phi) = -\|\phi\|_2^2$. Let $B := l + \phi$, then $B \geq 0$ and $\mathcal{I}_B(h) = 0$ for all affine function h . Moreover, $\int B^2 = B(0)$.

Proof. Let \mathcal{A} be the space of affine functions, $\pi : L_\Delta^2 \rightarrow \mathcal{A}$ be the L^2 -orthogonal projection.

Firstly, we consider the modified functional

$$\widetilde{W}_l(g) = \frac{\mathcal{I}_l(g)}{\|g - \pi(g)\|_2}, \quad g \in \mathcal{C}_{L^2}.$$

The advantage is that \widetilde{W}_l is invariant under addition of affine functions. Thus we can restrict to the space of normalized convex functions, which satisfy $g(y) \geq g(0) = 0$.

By the Lemma 7 in Székelyhidi [Sz2] there exists a constant $C > 0$ which only depends on Δ such that $\|g\|_2 \leq C \|g - \pi(g)\|_2$ for all normalized convex functions. Thus

$$\mathcal{I}_l(g) = \int g l \geq -C \|l\|_2 \|g - \pi(g)\|_2,$$

\widetilde{W}_l is bounded from below.

Taking a minimizing sequence $g_k \in \mathcal{C}_{L^2}$, namely they are normalized and $\widetilde{W}_l(g_k) \rightarrow \inf \widetilde{W}_l < 0$. Rescaling them such that $\int g_k^2 = 1$. By Holder's inequality, $\int g_k$ is bounded. Then by the Corollary 5.2.5 in [Do3] there exists a subsequence converges uniformly over compact subsets of Δ° . Denote the limit by $\tilde{\phi}$ which is a normalized convex function. By Fatou's lemma, $\int \tilde{\phi}^2 \leq 1$, thus $\tilde{\phi} \in \mathcal{C}_{L^2}$. Moreover, by the weak compactness, we can assume that g_k weakly converges to $\tilde{\phi}$ in L_Δ^2 . Thus

$$\mathcal{I}_l(g_k) = \int g_k l \rightarrow \int \tilde{\phi} l = \mathcal{I}_l(\tilde{\phi}),$$

and $\pi(g_k) \rightarrow \pi(\tilde{\phi})$ in \mathcal{A} . It follows that $\|g_k - \pi(g_k)\|_2 = \mathcal{I}_l(g_k)/\widetilde{W}_l(g_k)$ converges.

If $\mathcal{I}_l(\tilde{\phi}) = 0$, then $\|g_k - \pi(g_k)\|_2 \rightarrow 0$, it contradicts to $\int g_k^2 = 1$ and $\|g_k\|_2 \leq C \|g_k - \pi(g_k)\|_2$. Thus $\mathcal{I}_l(\tilde{\phi}) < 0$.

On the other hand, for any compact set $K \subset\subset \Delta^\circ$, we have

$$\left\| \tilde{\phi} - \pi(\tilde{\phi}) \right\|_{2,K} = \lim_k \|g_k - \pi(g_k)\|_{2,K} \leq \lim_k \|g_k - \pi(g_k)\|_2.$$

Thus $\left\| \tilde{\phi} - \pi(\tilde{\phi}) \right\|_2 \leq \lim_k \|g_k - \pi(g_k)\|_2$. Then $\inf \widetilde{W}_l = \lim_k \widetilde{W}_l(g_k) \geq \widetilde{W}_l(\tilde{\phi})$.

Hence $\tilde{\phi}$ is a minimiser for \widetilde{W}_l .

It is easy to see that $\phi := \tilde{\phi} - \pi(\tilde{\phi})$ is a minimiser for W_l . Rescaling ϕ such that $\mathcal{I}_l(\phi) = -\|\phi\|_2^2$. Suppose that ψ is another minimiser such that $\mathcal{I}_l(\psi) = -\|\psi\|_2^2$. Since $W_l(\phi) = W_l(\psi)$, $\|\phi\|_2 = \|\psi\|_2$. If $\phi \neq \psi$, then

$$W_l(\phi + \psi) = \frac{2\mathcal{I}_l(\phi)}{\|\phi + \psi\|_2} < \frac{2\mathcal{I}_l(\phi)}{2\|\phi\|_2} = W_l(\phi).$$

Since $\phi + \psi \in \mathcal{C}_{L^2}$, it is a contradiction.

Take an element $g \in \mathcal{C}_{L^2}$, then $\phi_t := \phi + tg \in \mathcal{C}_{L^2}$ for $t \geq 0$. Since that ϕ is a minimiser for W_l , we have

$$\frac{d}{dt} W_l(\phi_t)|_{t=0} \geq 0.$$

It follows that $-g(0) + \int g(l + \phi) \geq 0$. Let $B := l + \phi$, namely $\mathcal{I}_B(g) \geq 0$ for all $g \in \mathcal{C}_{L^2}$. This is the variational inequality satisfied by ϕ . In particular, $\mathcal{I}_B(h) = 0$ for all affine function h . Thus

$$\mathcal{I}_B(B) = \mathcal{I}_B(\phi) = \mathcal{I}_l(\phi) + \|\phi\|_2^2 = 0,$$

namely $\int B^2 = B(0)$. It follows that $B \geq 0$. Since if $B < 0$ at some point in Δ° , and note that B is continuous on Δ° , then we have

$$\mathcal{I}_B(B^+) = -B(0) + \int_{B \geq 0} B^2 = - \int_{B < 0} B^2 < 0.$$

It contradicts to the variational inequality since $B^+ = \max\{B, 0\}$ is convex. \square

Consider the set of balancing functions

$$\mathcal{B} = \{A \in L^2_\Delta \mid A \geq 0, \int_\Delta A = 1, \int_\Delta y_i A = 0, \text{ for } 1 \leq i \leq n\}.$$

Where ‘‘balancing’’ means that if we take Ady as the measure, the barycenter shifts to the origin. Then by the above theorem, $B \in \mathcal{B}$. Moreover, by (3.5), we have $|\Delta|^{-1} e^{h(u)}(\nabla v) \in \mathcal{B}$, for any $u \in \mathcal{H}^T$. We have another characterization of B .

Proposition 20. *B is the unique element in \mathcal{B} with minimal L^2 -norm. It is the unique function that satisfies the following conditions*

$$B \geq 0, \text{ convex}, \int_\Delta B = 1, \int_\Delta y_i B = 0, \int_\Delta B^2 = B(0).$$

Proof. Let $A \in \mathcal{B}$, since B is convex, apply Jensen’s inequality with measure Ady , we have

$$\int_\Delta B^2 = B(0) \leq \int_\Delta B \cdot Ady \leq \|B\|_2 \cdot \|A\|_2.$$

Thus $\|B\|_2 \leq \|A\|_2$. If the equality is taken, then A is a multiplier of B . Since $\int A = \int B = 1$, $A = B$.

For the second statement, if a function B' satisfies those conditions, in particular, $B' \in \mathcal{B}$. In the same way we can show that B' attains the minimal L^2 -norm. Thus $B' = B$. \square

Next we see that B must be a simple convex function.

Corollary 21. *B is a simple convex function, namely $B = \max\{0, h\}$ for some affine function h . Moreover, h is the unique affine function such that the Ricci affine function associated to $\{h \geq 0\} \cap \Delta$ is exact h .*

Proof. Since B is convex and $\int B \cdot Bdy = B(0)$, by the condition of the equality is taken for Jensen’s inequality, B must be affine on the convex hull of the support of Bdy . Namely, B is affine on $\text{Conv}(\{B > 0\})$. First we show that $\{B > 0\}$ is convex. Take two point y_1, y_2 in $\{B > 0\}$, since the segment connecting them locates in $\text{Conv}(\{B > 0\})$, thus B is affine on this segment. So B is positive on this segment, thus $\{B > 0\}$ is convex. The only possibility is $B = \max\{0, h\}$ for some affine function h . The last statement is followed by the last Proposition. \square

Definition 22. When Δ is relative Ding unstable, we call the simple convex function $B = \max\{0, h\}$ obtained in Theorem 19 the *optimal destabilizer* for Δ , although the minimiser of $\mathcal{I}(g)/\|g\|_2$ is actually $B - |\Delta|^{-1}$ (see the proof of Theorem 24). When Δ is relative Ding stable, let $B = l$.

Denote

$$\Delta_h := \{h \geq 0\} \cap \Delta,$$

as a polytope containing 0, it is non-uniformly relative Ding stable in the sense of Definition 13. By the above corollary, h is uniquely determined by the conditions

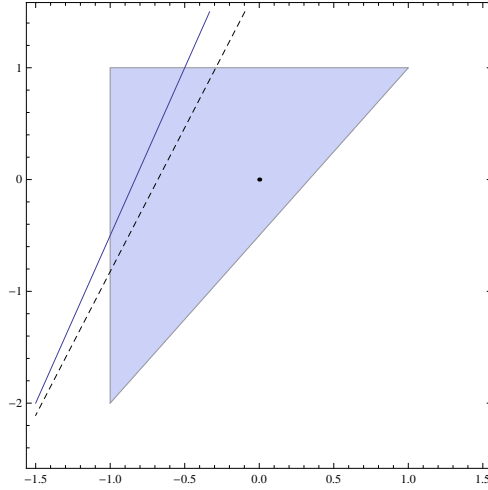
$$\int_{\Delta_h} h = 1, \quad \int_{\Delta_h} y_i h = 0, \quad 1 \leq i \leq n.$$

It turns out to be a polynomial system of the coefficients of h .

Example 23. For the polygon with label 6d in example 16. Suppose that $h = ay_1 - by_2 + c$, we find

$$a = \frac{1}{162} (67 + 26\sqrt{7}), \quad b = \frac{2}{243} (29 + 4\sqrt{7}), \quad c = \frac{7}{486} (29 + 4\sqrt{7}).$$

In the following figure, the solid line is $\{l = 0\}$, and the dashed line is $\{h = 0\}$.



For the 3-fold \mathcal{B}_1 in Example 18, assume that $h = a(y_3 + b)$, we find

$$a \approx 0.1727, \quad b = \frac{1}{6} \left(30 \left(9 + \sqrt{51} \right) \right)^{1/3} + \frac{1}{6} \left(30 \left(9 - \sqrt{51} \right) \right)^{1/3} - 1 \approx 0.9455.$$

$$\Delta_h = \{y \mid y_1 + y_2 + 2y_3 < 1, \quad y_1 > -1, \quad y_2 > -1, \quad -b < y_3 < 1\}.$$

9. MOMENT-WEIGHT EQUALITY

In the situation of scalar curvatures, the Moment-Weight equality on toric manifolds had been established by Székelyhidi [Sz2] by assuming the long time existence of the Calabi flow. In our situation, by Wang-Zhu's work, we can prescribe Ricci potentials, hence we can avoid to use flows.

Theorem 24. *The Moment-Weight inequality (5.1) is an equality. Moreover, if we take all $\omega \in 2\pi c_1(X)$ and all test configurations (not only invariant ones), the equality also holds.*

Proof. For any convex g , $\mathcal{I}(g) = \mathcal{I}_B(g) + \int g(|\Delta|^{-1} - B)$ and by Jensen's inequality $\mathcal{I}_B(g) \geq 0$. Thus we have $\mathcal{I}(g) \geq -\|g\|_2 \left\| |\Delta|^{-1} - B \right\|_2$, namely

$$-\frac{\mathcal{I}(g)}{\|g\|_2} \leq \left\| |\Delta|^{-1} - B \right\|_2.$$

On the other hand, take $g = B - |\Delta|^{-1}$, since $\mathcal{I}_B(B) = 0$, we have $-\frac{\mathcal{I}(g)}{\|g\|_2} = \left\| |\Delta|^{-1} - B \right\|_2$. Thus the supremum on the right hand side is equate to $|\Delta| \cdot \left\| |\Delta|^{-1} - B \right\|_2$ and attained by $B - |\Delta|^{-1}$.

On the other hand, we take a sequence $B_i \in \mathcal{B}$ such that B_i are smooth and positive on $\overline{\Delta}$ and converges to B under the L^2 norm. By the main theorem in [BB], there exists $u_i \in \mathcal{H}_b^T$ such that $e^{h(u_i)}(\nabla v_i) = |\Delta| B_i$. Then the Ding energy of u_i converges to $|\Delta| \cdot \left\| |\Delta|^{-1} - B \right\|_2$. Thus the equality holds.

For the second statement, since we have the Moment-Weight inequality for non-invariant data, see the proof of Theorem 4.3 in [Ber], only need to replace the DF invariants with Ding invariants. Now we know that the equality is taken for torus-invariant data, the conclusion follows immediately. \square

As a byproduct, we obtain the exact value of the infimum of Ding energy.

Corollary 25. *Let X be a toric Fano variety associated to a polytope Δ , then*

$$\inf_{\omega \in 2\pi c_1(X)} \frac{1}{\rho} \int_X (e^{h_\omega} - 1)^2 \omega^n = |\Delta| B(0) - 1,$$

where $\rho = (2\pi)^n c_1(X)^n$ and B is the optimal destabilizer. If Δ is uniformly relative Ding stable, the infimum is equal to $|\Delta| l(0) - 1$ and attained by Mabuchi metrics.

REFERENCES

- [Ber] R. Berman, K-polystability of Q-Fano varieties admitting Kähler-Einstein metrics, *Inventiones mathematicae*, (2016) 203(3): 973-1025.
- [Bnt] B. Berndtsson, A Brunn-Minkowski type inequality for Fano manifolds and some uniqueness theorems in Kähler geometry, *Inventiones mathematicae*, (2015) 200(1): 149-200.
- [BB] R. Berman, B. Berndtsson, Real Monge-Ampère equations and Kähler-Ricci solitons on toric log Fano varieties, *Annales de la faculté des sciences de Toulouse Mathématiques. Université Paul Sabatier, Toulouse*, (2013) 22(4): 649-711.
- [CDS] X. Chen, S. Donaldson, S. Sun, Kähler-Einstein metrics on Fano manifolds. I-III, *Journal of the American Mathematical Society*, (2015) 28(1): 183-278.
- [CLS] D. Cox, J. Little, H. Schenck, *Toric varieties*, Graduate Studies in Mathematics, American Mathematical Soc., (2011).
- [Deb] O. Debarre, *Fano varieties, Higher dimensional varieties and rational points*, Springer Berlin Heidelberg, (2003): 93-132.
- [Do1] S. Donaldson, Remarks on gauge theory, complex geometry and 4-manifold topology *Fields Medallists' Lectures*, World Sci. Ser. 20th Century Math, 1997, 5: 384-403.
- [Do2] S. Donaldson, Symmetric spaces, Kähler geometry and Hamiltonian dynamics *Northern California Symplectic Geometry Seminar*, Amer. Math. Soc. Translations (1999) 13-33.
- [Do3] S. Donaldson, Scalar curvature and stability of toric varieties, *J. Differential Geom*, 2002, 62(2): 289-349.
- [Do4] S. Donaldson, Lower bounds on the Calabi functional, *J. Differential Geom*, (2005) 70(3): 453-472.
- [Do5] S. Donaldson, The Ding functional, Berndtsson convexity and moment maps, arXiv preprint:1503.05173, (2015).
- [Fuj] K. Fujita, Optimal bounds for the volumes of Kähler-Einstein Fano manifolds, arXiv preprint:1508.04578, (2015).
- [Ful] W. Fulton, *Introduction to toric varieties*, Princeton University Press, (1993).
- [Fut] A. Futaki, Kähler-Einstein metrics and integral invariants, *Lecture Notes in Mathematics*, Berlin Springer Verlag, (1988) 1314.
- [FM] A. Futaki, T. Mabuchi, Bilinear forms and extremal Kähler vector fields associated with Kähler classes, *Mathematische Annalen*, (1995) 301(1): 199-210.

- [Kol] J. Kollár, Singularities of pairs, Algebraic Geom-Santa Cruz. In: Proceedings of Symposia in Pure Mathematics, American Mathematical Society, (1997) 62: 221-288.
- [GRS] V. Georgoulas, J. Robbin, D. Salamon, The moment-weight inequality and the Hilbert-Mumford criterion, arXiv preprint:1311.0410, (2013).
- [His] T. Hisamoto, On the limit of spectral measures associated to a test configuration of a polarized Kähler manifold, J. Reine Angew. Math, (2016) 713: 129-148.
- [Ma1] T. Mabuchi, Some symplectic geometry on compact Kähler manifolds I, Osaka J. Math. 24 (1987) 227-252
- [Ma2] T. Mabuchi, Kähler-Einstein metrics for manifolds with nonvanishing Futaki character, Tohoku Math. J, Second Series, (2001) 53(2): 171-182.
- [Ma3] T. Mabuchi, Vector field energies and critical metrics on Kähler manifolds, Nagoya Math. J, (2001) 162: 41-63.
- [Ma4] T. Mabuchi, A theorem of Calabi-Matsushima's type, Osaka J. Math, (2002) 39: 49-57.
- [Ma5] T. Mabuchi, Multiplier Hermitian structures on Kähler manifolds, Nagoya Math. J, (2003) 170: 73-115.
- [SZ] Y. Shi, X. Zhu, Kähler-Ricci solitons on toric Fano orbifolds, Mathematische Zeitschrift, (2012) 271(3-4): 1241-1251.
- [SoZ] J. Song, S. Zelditch, Test configurations, large deviations and geodesic rays on toric varieties, Adv. Math, (2012) 229(4): 2338-2378.
- [Sz1] G. Székelyhidi, Extremal metrics and K-stability, Bulletin of the London Mathematical Society, (2007) 39(1): 76-84.
- [Sz2] G. Székelyhidi, Optimal test-configurations for toric varieties, J. Differential Geom, (2008) 80(3): 501-523.
- [Ti] G. Tian, K-Stability and Kähler-Einstein Metrics, Communications on Pure and Applied Mathematics, (2015) 68(7): 1085-1156.
- [Tho] R. Thomas, Notes on GIT and symplectic reduction for bundles and varieties, arXiv preprint:0512411, (2005).
- [WZ] X. Wang, X. Zhu, Kähler-Ricci solitons on toric manifolds with positive first Chern class, Adv. Math, (2004) 188(1): 87-103.
- [Yo] N. Yotsutani, Private communications.
- [YZ] N. Yotsutani, B. Zhou, Relative Algebraic-Geometric stabilities of Toric Manifolds, arXiv preprint:1602.08201, (2016).
- [ZZ] B. Zhou, X. Zhu, Relative K-stability and modified K-energy on toric manifolds, Advances in Mathematics, (2008) 219(4): 1327-1362.

E-mail address: yeeyoe@163.com

DEPARTMENT OF MATHEMATICS, SICHUAN UNIVERSITY, CHENGDU, 610064, CHINA