

TWO SMALL, TRANSITING PLANETS AND A THIRD BODY ORBITING HD 106315

IAN J. M. CROSSFIELD^{1,2}, DAVID R. CIARDI³, HOWARD ISAACSON⁴, ANDREW W. HOWARD⁵, ERIK A. PETIGURA^{6,7}, LAUREN M. WEISS^{8,9}, BENJAMIN J. FULTON^{10,11,5}, EVAN SINUKOFF^{10,12,5}, JOSHUA E. SCHLIEDER^{3,13}, DIMITRI MAWET⁵, GARRETH RUANE⁵, IMKE DE PATER⁴, KATHERINE DE KLEER⁴, ASHLEY G. DAVIES¹⁴, JESSIE L. CHRISTIANSEN³, COURTNEY D. DRESSING^{6,2}, LEA HIRSCH⁴, BJÖRN BENNEKE⁶, JUSTIN R. CREPP¹⁵, MOLLY KOSIAREK¹, JOHN LIVINGSTON¹⁶, ERICA GONZALES^{15,1}, CHARLES A. BEICHMAN³, HEATHER A. KNUTSON⁶

Draft version May 26, 2022

ABSTRACT

The masses, atmospheric makeups, spin-orbit alignments, and system architectures of extrasolar planets can be best studied when the planets orbit bright stars. We report the discovery of three bodies orbiting HD 106315, a bright ($V = 8.97$ mag) F5 dwarf targeted by our *K2* survey for transiting exoplanets. Two small, transiting planets have radii of $2.23_{-0.25}^{+0.30} R_{\oplus}$ and $3.95_{-0.39}^{+0.42} R_{\oplus}$ and orbital periods of 9.55 d and 21.06 d, respectively. A radial velocity (RV) trend of $3.55 \pm 0.10 \text{ m s}^{-1} \text{ d}^{-1}$ indicates the presence of a third body orbiting HD 106315 with period $\gtrsim 80$ d and mass $\gtrsim M_{\text{Jup}}$. Transits of this object would have depths of $\sim 1\%$ and are definitively ruled out. Though the star has $v \sin i = 13.2 \text{ km s}^{-1}$, it exhibits short-timescale RV variability of just 6.4 m s^{-1} , and so is a good target for RV measurements of the mass and density of the inner two planets and the outer object's orbit and mass. Furthermore, the combination of RV jitter and moderate $v \sin i$ makes HD 106315 a valuable laboratory for studying the spin-orbit alignment of small planets through the Rossiter-McLaughlin effect. Space-based atmospheric characterization of the two transiting planets via transit and eclipse spectroscopy should also be feasible. This discovery demonstrates again the power of *K2* to find compelling exoplanets worthy of future study.

Subject headings: HD 106315— techniques: photometric — techniques: spectroscopic — eclipses

1. INTRODUCTION

Planets smaller than Neptune ($R_P \lesssim 4R_{\oplus}$) are the most common type of planet, both in terms of total detections (Coughlin et al. 2016) and intrinsic occurrence (Howard et al. 2010b, 2012; Fressin et al. 2013; Petigura et al. 2013b; Dressing & Charbonneau 2013, 2015). Most of these small planets were discovered by NASA's *Kepler* Space Telescope during its prime mission (2009–2013; Borucki et al. 2010). However, *Kepler* surveyed only 1/400th of the sky and thus typically detected planets orbiting relatively faint stars: extremely useful for demographic studies, but less so for detailed characterization

of planet masses, spin-orbit alignments, and atmospheric properties. Small planets orbiting bright host stars are essential to enable the precise measurements best suited to reveal the formation, composition, structure, and evolution of these systems.

For planets of a fixed size between 2–4 R_{\oplus} , the observed masses span an order of magnitude (Marcy et al. 2014; Berta-Thompson et al. 2015; Wolfgang et al. 2016). This result indicates that for a given planet size, many possible bulk compositions are possible. Radial velocity (RV) measurements can determine the mass of a transiting planet and so constrain its fractional makeup of metal, rock, ice, and gas (H_2/He). Mass and radius measurements alone do not uniquely determine the bulk makeup of sub-Jovians with radii $\gtrsim 1.5R_{\oplus}$ (Figueira et al. 2009; Rogers & Seager 2010; Rogers et al. 2011); further detailed inferences are more difficult when considering that the atmospheres of these smaller planets may be enhanced in metals by factors of tens to thousands depending on how the planets formed and migrated (Fortney et al. 2013; Moses et al. 2013). Atmospheric measurements are needed to assess the elemental composition of these planets' atmospheres (Crossfield 2015), while measurements of the Rossiter-McLaughlin (RM) effect can constrain planet migration histories and stellar interiors (Winn & Fabrycky 2015). Furthermore, there is growing interest in comparing all these quantities of planets orbiting single stars with those of planets orbiting multi-star (or star-brown dwarf) systems.

As a transit survey *K2* lies in the sweet spot between *Kepler* and *TESS* in terms of sky coverage, temporal duration, photometric precision, and the discovery rate of new candidates (Howell et al. 2014; Ricker et al. 2014;

¹ Astronomy and Astrophysics Department, UC Santa Cruz, CA, USA

² NASA Sagan Fellow

³ NASA Exoplanet Science Institute, California Institute of Technology, Pasadena, CA, USA

⁴ Astronomy Department, University of California, Berkeley, CA, USA

⁵ Astronomy Department, California Institute of Technology, Pasadena, CA, USA

⁶ Geological and Planetary Sciences, California Institute of Technology, Pasadena, CA, USA

⁷ Hubble Fellow

⁸ Institute for Research on Exoplanets, University of Montreal, Canada

⁹ Trottier Fellow

¹⁰ Institute for Astronomy, University of Hawai'i at Mānoa, Honolulu, HI, USA

¹¹ NSF Graduate Research Fellow

¹² NSERC Postgraduate Research Fellow

¹³ NASA Goddard Space Flight Center, Greenbelt, MD, USA

¹⁴ NASA Jet Propulsion Laboratory, Pasadena, CA, USA

¹⁵ Department of Physics, University of Notre Dame, 225 Nieuwland Science Hall, Notre Dame, IN, USA

¹⁶ Department of Astronomy, The University of Tokyo, 7-3-1 Bunkyo-ku, Tokyo 113-0033, Japan

Sullivan et al. 2015). Hundreds of planets have been discovered from the *K2* mission, increasing the number of bright systems ($J = 8 - 12$ mag) known to host small planets ($1-4 R_{\oplus}$) by over 50% in just its first year (Vanderburg et al. 2016b; Crossfield et al. 2016). Systems such as K2-3, HD 3167, and HIP 41378 are some of the most interesting of *K2*'s multi-planet discoveries mainly because they are especially good targets for RV and atmospheric measurements (Crossfield et al. 2015; Vanderburg et al. 2016c,a).

Here, we present the discovery of another new, multi-planet system around a bright star observed by *K2*: two small planets transiting the F dwarf HD 106315 (EPIC 201437844), and an RV trend indicating a third body on a long-period orbit. The system promises to be a good target for future RV measurements to explore the system architecture and planet mass & spin-orbit alignment, and for future atmospheric characterization. We describe our discovery, observations, and derived system properties in Sec. 2, and summarize and discuss the potential for future observations in Sec. 3.

2. OBSERVATIONS AND ANALYSIS

HD 106315 was proposed as a *K2* target for Campaign 10 (C10) in three programs: GO-10028 (PI Quarles), GO-10051 (PI Cochran), and by our team's GO-10077 (PI Howard). The star's basic parameters are listed in Table 1. It and other targets in C10 were scheduled to be observed for the usual ~ 75 d duration, but during C10's first six days the spacecraft mispointed by 3.3 pixels ($13''$). Data acquired during these first six days is therefore of low quality and so we discard these early data. Of the remaining time in C10, a fault with one of the spacecraft's photometry modules caused an additional 14 d to be lost before the final seven weeks of C10 observations (see Fig. 1).

2.1. *K2* Photometry

We convert the processed *K2* target pixel files from C10 into light curves and search for transits using the same approach described in our previous papers (e.g., Sinukoff et al. 2016b; Crossfield et al. 2016). Our light curves at each step in our analysis are shown in Fig. 1. In brief, we use the publicly available `k2phot` photometry code¹⁷ which uses Gaussian Processes to model out systematics associated with the ~ 1 pixel pointing jitter of the spacecraft that occurs over ~ 6 hr timescales. We then use the publicly available `TERRA` algorithm¹⁸ (Petigura et al. 2013a,b) to search for transit-like events and manually examine light curves and diagnostic plots for all plausibly transit-like signals for $S/N \geq 12$. We discovered a signal with period $P = 9.55$ d in the photometry for HD 106315. Inspection of the light curve revealed two deeper transits separated by 21 d; a third event was presumably missed during C10's 14 d data gap (see Fig 1).

As in our previous work, light-curve fits and an MCMC analysis provide orbital and system parameters (`emcee` and `BATMAN`; Foreman-Mackey et al. 2012; Kreidberg 2015), whose final distributions are unimodal. We impose priors on the stellar limb profile using a quadratic

TABLE 1
STELLAR PARAMETERS OF HD 106315

Parameter	Value	Source
<i>Identifying information</i>		
α R.A. (hh:mm:ss)	12:13:53.39	
δ Dec. (dd:mm:ss)	-00:23:36.54	
EPIC ID	201437844	Huber et al. (2016)
<i>Photometric Properties</i>		
B (mag).....	9.402 ± 0.022	APASS
V (mag).....	8.951 ± 0.018	APASS
g (mag).....	10.14 ± 0.19	APASS
r (mag).....	9.41 ± 0.29	APASS
i (mag).....	8.848 ± 0.060	APASS
J (mag).....	8.116 ± 0.025	2MASS
H (mag).....	7.962 ± 0.040	2MASS
Ks (mag).....	7.853 ± 0.020	2MASS
W1 (mag).....	7.794 ± 0.025	AllWISE
W2 (mag).....	7.850 ± 0.020	AllWISE
W3 (mag).....	7.839 ± 0.022	AllWISE
W4 (mag).....	8.168 ± 0.354	AllWISE
<i>Spectroscopic and Derived Properties</i>		
μ_{α} (mas yr ⁻¹)	-1.68 ± 0.64	GAIA (2016)
μ_{δ} (mas yr ⁻¹)	11.91 ± 0.46	GAIA (2016)
Distance (pc)	107.3 ± 3.9	GAIA (2016)
Age (Gyr)	4 ± 1 Gyr	HIRES, this paper
Spectral Type	F5V	Houk & Swift (1999)
[Fe/H]	-0.24 ± 0.04	HIRES; SM
T_{eff} (K)	6290 ± 60	HIRES; SM
$\log_{10} g$ (cgs)	4.29 ± 0.07	HIRES; SM
$v \sin i$ (km s ⁻¹)	13.2 ± 1.0	HIRES; SM
S_{HK}	0.1400 ± 0.0005	HIRES
M_* (M_{\odot})	1.07 ± 0.03	HIRES; SM; iso
R_* (R_{\odot})	1.18 ± 0.11	HIRES; SM; iso
L_* (L_{\odot})	1.95 ± 0.38	HIRES; SM; iso
dv/dt (m s ⁻¹ d ⁻¹)	3.55 ± 0.10 m s ⁻¹ d ⁻¹	HIRES

SM: SpecMatch (Petigura 2015). iso: isochrones (Morton 2012).

parametrization, with values and uncertainties derived from PyLDTK (Parviainen & Aigrain 2015); our previous analyses show that this choice does not strongly affect the system parameters we measure (Crossfield et al. 2016). Fig. 1 shows the resulting photometry and best-fit models, and Table 2 summarizes the final values and uncertainties.

Several other features are also visible in the intermediate panels of Fig. 1. First, our data lacks coverage during the transit egress of HD 106315 b because several *K2* thruster-firings occur during this time. We did examine *K2*'s early (mispointed) observations of this system, in which we see another transit of HD 106315 b, with consistent depth (albeit at low S/N). We also see planet b's transits in the photometry provided by the Kepler Project Office, though these data are of lower quality than ours. We see a few low points that occur together near time index 2750; we attribute these to uncorrected systematics rather than a transiting object, because we do not see additional transits at this depth and because these data occur at the beginning of *K2*'s observations (when we see a strong ramp in the decorrelated data).

We also see several transit-like events in the decorrelated flux panel of Fig. 1, the most convincing of which occurs at time index 2790. We fit a transit model to these data and run an MCMC analysis in which all parameters but e and ω are unconstrained, finding a mid-time of 2790.382 ± 0.056 and $R/R_* = 0.0133 \pm 0.0012$. However, the event's profile is asymmetric (with a much shorter ingress than egress) and we see several other features with comparable shapes and amplitudes in our data. Al-

¹⁷ <https://github.com/petigura/k2phot>

¹⁸ <https://github.com/petigura/terra>

though an intriguing candidate, we cannot conclude that this signal is planetary in origin.

2.2. Ground-based Characterization and \mathcal{E} Validation

Fortuitously, approximately thirty minutes after identifying HD 106315 as a set of interesting planet candidates we were able to begin observing the system using both the Keck/HIRES high-resolution optical spectrograph (Vogt et al. 1994) and the Keck adaptive optics (AO) system and NIRC2, its near-infrared camera. Below we describe the acquisition and analysis of these data.

2.2.1. Keck/HIRES Optical Spectroscopy

We acquired three HIRES exposures of HD 106315 on UT 2016 Dec 24 to construct a stellar template for RV analysis and for stellar characterization. These observations used the B3 decker and no iodine cell, had exposure lengths of roughly 190 s, and were acquired in seeing of 1.0–1.1". We use the `SpecMatch` algorithm (Petigura 2015) to derive stellar properties from our Keck/HIRES spectrum. The resulting values, shown in Table 1, indicate that HD 106315 is somewhat larger and hotter, and rotates more rapidly, than the Sun. These stellar parameters are generally consistent with, but more precise than, those derived using broadband photometry and proper motions only (Huber et al. 2016).

We also use the iodine-free Keck/HIRES spectra to search for evidence of secondary stellar lines, as might be caused by a blended eclipsing binary (Kolbl et al. 2015). We find no evidence of stellar companions found down to a sensitivity of 1% of the brightness of the primary. Due to the rapid rotation of the star, we are not sensitive to any star with a relative velocity within 20 km s⁻¹ of HD 106315.

The values of $v \sin i$ and R_* derived above indicate a stellar rotation period of ≤ 4.5 d. After masking out transits and the first six days of C10 photometry, a Lomb-Scargle periodogram of the photometry shows a hint of periodicity for $P \approx 5.1$ and ≈ 8.5 d, with amplitudes of 0.1–0.2%. The former could be marginally consistent with a stellar rotation period if the star is seen nearly equator-on, but would be much more rapid than expected from gyrochronology (Ceillier et al. 2016). In either case, the low photometric variability indicates that HD 106315’s surface is relatively unaffected by prominent features such as starspots that would modulate the star’s apparent brightness and induce non-planetary radial velocity signals.

Stellar activity, or “jitter”, can mask the Doppler signals from orbiting planets. Jitter is manifest from multiple physical sources that vary with stellar parameters, including temperature, surface gravity, and age (see, e.g., Howard et al. 2010a). For stars cooler than the Sun, rotational modulation of surface features including faculae and spots is often the dominant effect (Isaacson & Fischer 2010; Dumusque et al. 2011a,c; Haywood et al. 2014). Granulation and acoustic oscillations are also detectable for magnetically quiet Sun-like stars (Dumusque et al. 2011b). For stars hotter and lower gravity than the Sun, surface oscillations can produce significant false Doppler shifts and high rotational speeds degrade the quality of the observed spectra, compromising Doppler precision.

For A–F type stars, the formula of (Galland et al. 2005) predicts the RV scatter in stars observed at high SNR with Elodie and HARPS, $\sigma_{RV} \approx 0.16 \times v \sin i^{1.54}$. This formula is accurate at the factor-of-two level and predicts a jitter of 8 m s⁻¹ for HD 106315, which is comparable to the 6.4 m s⁻¹ of scatter that we typically observe on a given night (see below). Surface oscillation amplitudes scale as the light-to-mass ratio, $v_{osc} = 0.234(L_*/M_*)$ m s⁻¹ (Kjeldsen & Bedding 1995). Although HD 106315 is hotter than the Sun, $L_*/M_* = 1.8$ and surface oscillations do not dominate.

We obtained several epochs of RV observations of HD 106315 using Keck/HIRES with the standard CPS setup: the B5 decker, the HIRES iodine cell, and exposures of 3–6 min (depending on seeing conditions). The RV measurements, shown in Fig. 3 and listed in Table 3, reveal a significant acceleration consistent with the presence of a third body on a long-period orbit around HD 106315.

We use the Bayesian Information Criterion (BIC) to determine whether any curvature is present in our RV data. A quadratic model is favored over a linear (constant acceleration) model by $\Delta BIC = 11.0$, which could seem like strong evidence for detection of curvature. However, Fig. 3 shows substantial RV variations on shorter timescales; given our short baseline and sparse temporal coverage, these time-correlated effects could induce a bias for quadratic models over linear (or vice versa). Thus a quadratic model is favored but a linear model cannot be ruled out. The residuals to a linear model have an RMS of 8.7 m s⁻¹. When we subtract each night’s mean RV from the measurements, the RMS of the data drops to 6.4 m s⁻¹, which is our best estimate for the system’s RV noise floor on these timescales. This jitter level is sufficiently low that precise RV measurements should eventually be able to constrain the masses of the transiting planets and to characterize the third body’s full orbital properties.

2.2.2. Keck/NIRC2 Adaptive Optics Imaging

We obtained Keck/NIRC2 AO imaging of HD 106315 on the nights of 2016 Dec 23, 2017 Jan 4, and 2017 Jan 8. Seeing and AO correction were both poor on the first night, but conditions were good on the second night and excellent on the third. We therefore use only the third night’s data. We observed using the Br- γ filter, a narrow-band K -band alternative that allows us to observe HD 106315 without saturating. We used the 1024×1024 NIRC2 array which has a pixel scale of 9.942 mas pix⁻¹ with the natural guide star system (using HD 106315 as the guide star). A 3-point dither pattern avoided the noisier lower left quadrant of the NIRC2 array. We acquired nine frames with 20 coadds each and a 0.5 s integration time, and three frames with 40 coadds of 0.5 s each, for a total of 150 s of on-source exposure time. The data were flat-fielded and sky subtracted and the dither positions were shifted and coadded into a single final image, shown in Fig. 2.

The target star was measured with a resolution of 47 mas (FWHM) and we detect no other stars within the full 10" field of view. We estimate our sensitivity by injecting simulated sources with S/N=5 into the final combined images at a range of distances from the central source. The 5 σ sensitivities as a function of radius

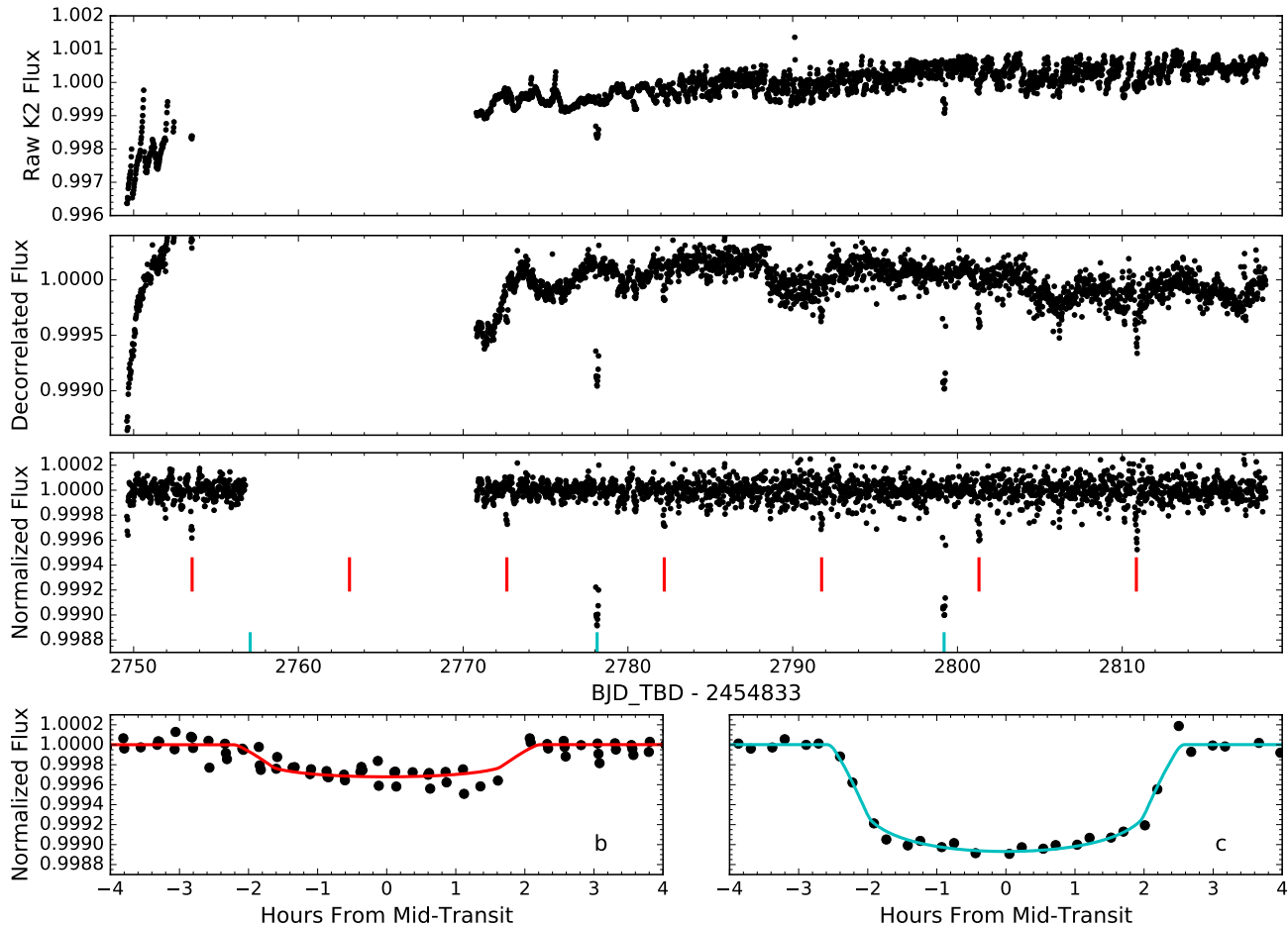


FIG. 1.— From top to bottom: our K2 photometry extracted from K2 pixel-level data; the data after decorrelation with *k2phot*; the data after smoothing and detrending, with vertical ticks indicating the locations of each planets’ transits; and at bottom, the phase-folded photometry and best-fit light curves for each transiting planet.

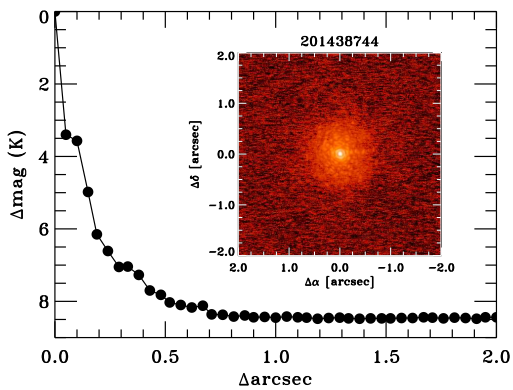


FIG. 2.— We detect no objects near HD 106315 in archival images or with Keck/NIRC2 adaptive optics, as shown in the image (inset) and the resulting K_s -band contrast curve.

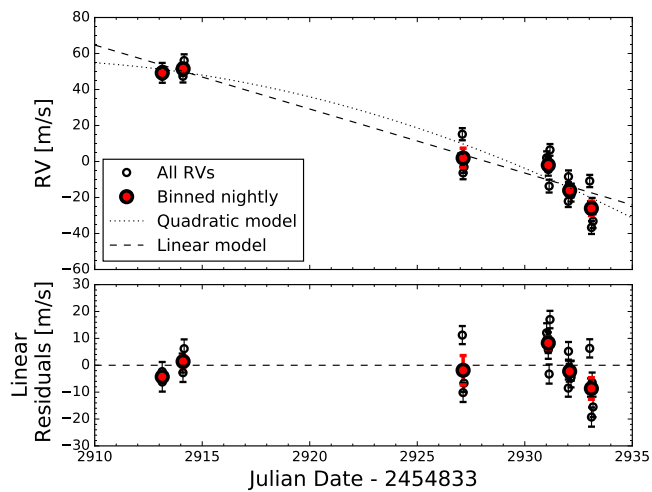


FIG. 3.— *Top*: Our radial velocities obtained with Keck/HIRES (circles with error bars) show a significant trend. *Bottom*: Residuals to the linear fit suggest additional RV variations on shorter timescales. Open circles are individual measurements, larger red points and error bars are nightly means and standard errors.

TABLE 2
PLANET PARAMETERS

Parameter	Units	b	c
T_0	$BJD_{TDB} - 2454833$	$2772.6521^{+0.0042}_{-0.0045}$	$2778.1310^{+0.0012}_{-0.0012}$
P	d	$9.5521^{+0.0019}_{-0.0018}$	$21.0576^{+0.0020}_{-0.0019}$
i	deg	$88.4^{+1.1}_{-2.1}$	$89.42^{+0.40}_{-0.67}$
R_P/R_*	%	$1.708^{+0.188}_{-0.083}$	$3.034^{+0.163}_{-0.097}$
T_{14}	hr	$3.96^{+0.17}_{-0.16}$	$4.693^{+0.078}_{-0.062}$
T_{23}	hr	$3.73^{+0.17}_{-0.19}$	$4.354^{+0.062}_{-0.086}$
R_*/a	–	$0.0599^{+0.0231}_{-0.0065}$	$0.0299^{+0.0056}_{-0.0016}$
b	–	$0.47^{+0.31}_{-0.32}$	$0.34^{+0.28}_{-0.23}$
$\rho_{*,circ}$	g cm^{-3}	$0.97^{+0.40}_{-0.60}$	$1.60^{+0.28}_{-0.65}$
a	AU	$0.09012^{+0.00083}_{-0.00085}$	$0.1526^{+0.0014}_{-0.0014}$
R_P	R_\oplus	$2.23^{+0.30}_{-0.25}$	$3.95^{+0.42}_{-0.39}$
S_{inc}	S_\oplus	240^{+48}_{-43}	83^{+16}_{-15}

TABLE 3
KECK/HIRES RADIAL VELOCITIES

HJD (UTC)	RV [m s^{-1}]	σ_{RV} [m s^{-1}]
2457746.13808	45.6	3.4
2457746.14279	41.8	3.6
2457747.06860	46.8	3.5
2457747.10478	41.4	3.4
2457747.15908	50.6	3.3
2457760.09507	9.0	3.3
2457760.13029	-12.2	3.4
2457760.17273	-8.5	3.0
2457764.01676	-4.8	3.4
2457764.05204	-5.7	3.1
2457764.08957	-8.7	3.3
2457764.09294	-10.4	3.3
2457764.09629	-7.4	3.3
2457764.13197	-18.1	3.6
2457764.17182	0.4	3.2
2457765.02293	-27.8	3.1
2457765.02814	-21.9	3.4
2457765.03202	-15.2	3.6
2457765.06754	-22.8	3.3
2457765.14387	-23.9	3.7
2457765.15075	-23.9	3.9
2457765.15816	-22.4	3.8

from the star are shown in Fig. 2. At wider separations, 2MASS J-band imagery shows a possible source 11.2" north of HD 106315. Because the source is not obviously seen in 2MASS H or K, is not in the 2MASS point source catalog, and is not seen in any bands of UKIDSS, Pan-STARRS, or SDSS, we conclude that it is spurious. We therefore find no evidence for additional stars within our roughly 40"-diameter photometric aperture.

2.3. Planet Validation

Almost all candidates in *Kepler's* multi-planet systems are *bona fide* planets (Lissauer et al. 2011) rather than non-planetary false positives. Nonetheless, we carry out a full statistical validation of both transit signals orbiting HD 106315. As described above, our HIRES spectrum shows no evidence for secondary spectral lines and our NIRC2 images show no evidence for secondary stellar sources. Furthermore, the stellar density inferred from each planet's light curve fit (assuming a circular orbit; $\rho_{*,circ}$) is consistent with the stellar density from our SpecMatch analysis. All these lines of evidence are consistent with a planetary interpretation of the observed transits.

We therefore follow our previous approach (Schlieder et al. 2016; Crossfield et al. 2016) and use VESPA (Morton 2012) along with the NIRC2 contrast constraints and HIRES secondary line constraints to measure the false positive probability (FPP) of each transit signal, finding $\text{FPP}=4.3 \times 10^{-4}$ and 5.1×10^{-5} for planets b and c, respectively. Since we see two transit-like signals, each receives a multiplicity boost that further reduces the FPPs (Sinukoff et al. 2016b). We therefore conclude that HD 106315 indeed hosts two transiting planets, whose parameters are summarized in Table 2.

3. DISCUSSION

Our analysis indicates two sub-Jovian planets transiting HD 106315, a bright ($V = 8.95$) star, with orbital periods and radii of 9.55 d and 21.1 d, and $2.23^{+0.30}_{-0.25} R_\oplus$ and $3.95^{+0.42}_{-0.39} R_\oplus$, respectively. A third body is also present, inducing a $3.55 \pm 0.10 \text{ m s}^{-1} \text{ d}^{-1}$ RV trend. The stellar parameters are summarized in Table 1 and the planetary parameters in Table 2. Below we discuss constraints on the masses, orbits, and stability of the objects orbiting HD 106315, and then discuss future prospects for study of this system.

3.1. Orbital Dynamics

Our current RV data are insufficient to measure any planet masses, but numerous planets with measured masses are known in the 2–4 R_\oplus size range (Wright et al. 2011). Examination of the current mass-radius diagram allows us to estimate masses of 8 and $20 M_\oplus$ for planets b and c, respectively; these estimates are likely good to roughly a factor of two due to the observed diversity of envelope fractions among sub-Neptunes (Weiss et al. 2016b; Wolfgang et al. 2016). Predictive formulae derived from planetary mass-radius measurements give results consistent with our estimate. With these nominal masses, the planets would induce radial velocity signals with semi-amplitudes of roughly 2.3 and 4.4 m s^{-1} , respectively — not too far below the system's jitter, indicating that mass measurements will be feasible.

The RV trend we detect indicates that a third body must also orbit HD 106315 at wider separations than planets b and c. Since we cannot conclusively detect any curvature, we sample $\lesssim 25\%$ of its orbit and its period is $\gtrsim 80$ d. Following Winn et al. (2009), the reduced mass

and semimajor axis of this third object must satisfy

$$\frac{M_3 \sin i}{a_3^2} \approx (7.3 \pm 0.20) M_{\text{Jup}} \text{ AU}^{-2} \quad (1)$$

If it orbits beyond roughly 1.4 AU this body would have the mass of a brown dwarf, and beyond 3.4 AU it must be a star. Because the RVs show (at most) minimal curvature we know that $a_3 \gtrsim 0.4$ AU, and so the third object is at least as massive as Jupiter. This object would induce a transit depth of $\gtrsim 1\%$, which is easily ruled out by the photometry shown in Fig. 1.

Though the two transiting planets are not closely spaced ($a_c/a_b = 1.7$), we also evaluate the system’s stability. The relevant length scale for dynamical interactions between planets is the mutual Hill radius, R_H (Fabrycky et al. 2012). Using the planet masses assumed above, the separation between the two planets $17.4 R_H$, much greater than the minimum separation of ≈ 3.5 necessary for long-term stability (Gladman 1993). Even if both masses were twice as large, the separation decreases to only $13.8 R_H$. We therefore conclude that the two planets transiting HD 106315 do not violate the criterion of Hill stability; this conclusion is also consistent with the observation that many systems discovered by *Kepler* and RV surveys are even more compact. Indeed, there is still plenty of room: by the above criterion, the system would remain stable even if another $20 M_{\oplus}$ warm Neptune orbited between the two transiting planets. The 21 d planet and the third orbiting body are also Hill stable, having $a_3/a_c > 2.6$ and being separated by $> 13R_H$.

Although the system is likely to be dynamically stable, mutual gravitational perturbations could still cause measurable transit timing variations (TTVs). Quantifying the amplitude of any TTVs could more tightly constrain the masses and orbits than RVs alone (Holman et al. 2010; Nesvorný et al. 2013; Sinukoff et al. 2016a; Weiss et al. 2016b,a). Assuming the above planet masses and zero eccentricity, and using the *TTVfaster* code of Agol & Deck (2016), we estimate that TTV amplitudes of up to five minutes could be expected for planet b (whose mass is presumably lower) and less for planet c. These TTV amplitudes would tend to increase if either planet has significant eccentricity, which would be plausible given their small sizes and orbital periods. If HD 106315 c’s period is not strictly regular, the uncertainty in its orbital period could be larger than reported in Table 2. With the entire C10 data set we measure HD 106315 b’s time-of-transit with a precision of only 6.5 min, so we see no evidence of TTVs in our *K2* data. Nonetheless, precise follow-up transit photometry might detect such TTVs and would also be sensitive to additional planets not observed to transit during *K2*’s C10 observations. We have planned *Spitzer* transit observations of both planets (GO-13052, PI Werner) to search for TTVs and refine the orbital parameters of both transiting planets.

3.2. Follow-up Opportunities

Because it is bright and because all three bodies orbiting it should induce measurable radial velocity signals, HD 106315 will be a useful target. Despite the star’s rapid rotation and its radial velocity jitter of roughly 6.4 m s^{-1} , RV observations should be able to measure

the transiting planets’ masses and constrain their approximate bulk compositions, and to map the orbit and measure the mass of the third orbiting body.

Another interesting avenue is the mostly-unexplored spin-orbit alignment of sub-Jovian planets. Though many successful measurements of the Rossiter-McLaughlin (R-M) effect and of transit tomography have been made for hot Jupiters, no conclusive R-M measurements have been made for sub-Neptune-sized planets (but see Albrecht et al. 2013; López-Morales et al. 2014; Bourrier & Hébrard 2014; Barnes et al. 2015). Following Gaudi & Winn (2007), the estimated amplitudes of the R-M effect for planets b and c (assuming spin-orbit alignment) are as much as 4.2 m s^{-1} and 12.7 m s^{-1} , respectively, depending on their (relatively unconstrained) impact parameter. These amplitudes are not large, but should be measurable. Such measurements are especially intriguing given the presence of the third, long-period body in the system. Depending on its orbit, long-term interactions with the inner, transiting planets could have directly impacted their orbital histories, mutual inclinations, and spin-orbit alignments.

Given the apparent brightness of HD 106315, the transiting planets could be useful targets for atmospheric characterization. The system will be observable at high S/N by all JWST instruments in most resolution modes (except the NIRSpec low resolution mode, which will saturate; Beichman et al. 2014). Considering their sizes, both planets likely have considerable volatile content (Marcy et al. 2014; Weiss & Marcy 2014; Lopez & Fortney 2014; Rogers 2015; Wolfgang & Lopez 2015; Wolfgang et al. 2016; Dressing et al. 2015). Assuming that these planets have atmospheres dominated by H_2/He , the expected amplitude of spectroscopic signals seen in transit would be up to 40 ppm in a cloud-free atmosphere (and greater if the planets are lower-mass than assumed here). Of those exoplanets studied in some detail, HD 106315 c is most similar in size and irradiation to HAT-P-11b (which is slightly larger and more irradiated). HD 106315 b is not especially similar to any exoplanet with a well-studied atmosphere, but is of comparable size to, and lies midway in irradiation between, HD 97658b and 55 Cnc e. Although transmission spectroscopy suggests that the above planets do not have cloud-free atmospheres with a low mean molecular weight (Fraine et al. 2014; Knutson et al. 2014), we expect some sub-Jovian atmospheres to be amenable to transmission spectroscopy if these planets’ atmospheres are as diverse as those of hot Jupiters (Sing et al. 2016). The planets’ thermal emission could also be detected with JWST/MIRI observations: making the gross assumption that the planets emit as blackbodies, their secondary eclipses have amplitudes of roughly 20 ppm at $5 \mu\text{m}$ and 40–100 ppm at the end of the MIRI bandpass. Observations of thermal emission would have the benefit of being relatively unobstructed by any atmospheric aerosols (e.g., Morley et al. 2015).

Thus the prospects for future characterization are bright for *K2*’s latest multi-planet system. RV spectrographs will quickly measure the planet masses, determine their spin-orbit alignments, and transit and eclipse spectroscopy will constrain their atmospheric makeup. The RV follow-up will also determine the outer body’s mass

and orbit, further elucidating the system's architecture. These detailed studies will be possible only because they orbit a bright star — among the brightest host stars of any *K2* systems found to date. The exciting prospects for future measurements of HD 106315 only heighten our anticipation for *TESS*, which we hope will find enough such systems around even brighter stars to keep the field busy for many years to come.

ACKNOWLEDGMENTS

This work made use of the SIMBAD database (operated at CDS, Strasbourg, France) and NASA's Astrophysics Data System Bibliographic Services. This research has made use of the NASA Exoplanet Archive and the Infrared Science Archive, which are operated by the California Institute of Technology, under contract with the National Aeronautics and Space Administration. Portions of this work were performed at the California Institute of Technology under contract with the

National Aeronautics and Space Administration. Some of the data presented herein were obtained at the W.M. Keck Observatory (which is operated as a scientific partnership among Caltech, UC, and NASA). The authors wish to recognize and acknowledge the very significant cultural role and reverence that the summit of Mauna Kea has always had within the indigenous Hawaiian community. We are most fortunate to have the opportunity to conduct observations from this mountain. I. J. M. C. was supported for this work under contract with the Jet Propulsion Laboratory (JPL) funded by NASA through the Sagan Fellowship Program executed by the NASA Exoplanet Science Institute. A. W. H. acknowledges support for this *K2* work from a NASA Astrophysics Data Analysis Program grant, support from the *K2* Guest Observer Program, and a NASA Key Strategic Mission Support Project. LMW acknowledges support from the Trotter family.

Facility: Kepler, *K2*, Keck-II (NIRC2), Keck-II (HIRES)

REFERENCES

- Agol, E., & Deck, K. 2016, *ApJ*, 818, 177
- Albrecht, S., Winn, J. N., Marcy, G. W., et al. 2013, *ApJ*, 771, 11
- Barnes, J. W., Ahlers, J. P., Seubert, S. A., & Relles, H. M. 2015, *ApJ*, 808, L38
- Beichman, C., Benneke, B., Knutson, H., et al. 2014, *PASP*, 126, 1134
- Berta-Thompson, Z. K., Irwin, J., Charbonneau, D., et al. 2015, *Nature*, 527, 204
- Borucki, W. J., Koch, D., Basri, G., et al. 2010, *Science*, 327, 977
- Bourrier, V., & Hébrard, G. 2014, *A&A*, 569, A65
- Ceillier, T., van Saders, J., García, R. A., et al. 2016, *MNRAS*, 456, 119
- Coughlin, J. L., Mullally, F., Thompson, S. E., et al. 2016, *ApJS*, 224, 12
- Crossfield, I. J. M. 2015, *PASP*, *PASP*:1507.03966
- Crossfield, I. J. M., Petigura, E., Schlieder, J. E., et al. 2015, *ApJ*, 804, 10
- Crossfield, I. J. M., Ciardi, D. R., Petigura, E. A., et al. 2016, *ArXiv e-prints*, arXiv:1607.05263
- Dressing, C. D., & Charbonneau, D. 2013, *ApJ*, 767, 95
- . 2015, *ApJ*, 807, 45
- Dressing, C. D., Charbonneau, D., Dumusque, X., et al. 2015, *ApJ*, 800, 135
- Dumusque, X., Santos, N. C., Udry, S., Lovis, C., & Bonfils, X. 2011a, *A&A*, 527, A82
- Dumusque, X., Udry, S., Lovis, C., Santos, N. C., & Monteiro, M. J. P. F. G. 2011b, *A&A*, 525, A140
- Dumusque, X., Lovis, C., Ségransan, D., et al. 2011c, *A&A*, 535, A55
- Fabrycky, D. C., Ford, E. B., Steffen, J. H., et al. 2012, *ApJ*, 750, 114
- Figueira, P., Pont, F., Mordasini, C., et al. 2009, *A&A*, 493, 671
- Foreman-Mackey, D., Hogg, D. W., Lang, D., & Goodman, J. 2012, *ArXiv e-prints*, arXiv:1202.3665
- Fortney, J. J., Mordasini, C., Nettelmann, N., et al. 2013, *ApJ*, 775, 80
- Fraine, J., Deming, D., Benneke, B., et al. 2014, *Nature*, 513, 526
- Fressin, F., Torres, G., Charbonneau, D., et al. 2013, *ApJ*, 766, 81
- Gaia Collab., Brown, A. G. A., Vallenari, A., et al. 2016, *A&A*, 595, A2
- Galland, F., Lagrange, A.-M., Udry, S., et al. 2005, *A&A*, 443, 337
- Gaudi, B. S., & Winn, J. N. 2007, *ApJ*, 655, 550
- Gladman, B. 1993, *Icarus*, 106, 247
- Haywood, R. D., Collier Cameron, A., Queloz, D., et al. 2014, *MNRAS*, 443, 2517
- Holman, M. J., Fabrycky, D. C., Ragozzine, D., et al. 2010, *Science*, 330, 51
- Houk, N., & Swift, C. 1999, *Michigan catalogue of two-dimensional spectral types for the HD Stars* ; vol. 5
- Howard, A. W., Johnson, J. A., Marcy, G. W., et al. 2010a, *ApJ*, 721, 1467
- Howard, A. W., Marcy, G. W., Johnson, J. A., et al. 2010b, *Science*, 330, 653
- Howard, A. W., Marcy, G. W., Bryson, S. T., et al. 2012, *ApJS*, 201, 15
- Howell, S. B., Sobeck, C., Haas, M., et al. 2014, *PASP*, 126, 398
- Huber, D., Bryson, S. T., Haas, M. R., et al. 2016, *ApJS*, 224, 2
- Isaacson, H., & Fischer, D. 2010, *ApJ*, 725, 875
- Kjeldsen, H., & Bedding, T. R. 1995, *A&A*, 293, 87
- Knutson, H. A., Dragomir, D., Kreidberg, L., et al. 2014, *ApJ*, 794, 155
- Kolbl, R., Marcy, G. W., Isaacson, H., & Howard, A. W. 2015, *AJ*, 149, 18
- Kreidberg, L. 2015, *PASP*, 127, 1161
- Lissauer, J. J., Fabrycky, D. C., Ford, E. B., et al. 2011, *Nature*, 470, 53
- Lopez, E. D., & Fortney, J. J. 2014, *ApJ*, 792, 1
- López-Morales, M., Triaud, A. H. M. J., Rodler, F., et al. 2014, *ApJ*, 792, L31
- Marcy, G. W., Isaacson, H., Howard, A. W., et al. 2014, *ApJS*, 210, 20
- Morley, C. V., Fortney, J. J., Marley, M. S., et al. 2015, *ApJ*, 815, 110
- Morton, T. D. 2012, *ApJ*, 761, 6
- Moses, J. I., Line, M. R., Visscher, C., et al. 2013, *ApJ*, 777, 34
- Nesvorný, D., Kipping, D., Terrell, D., et al. 2013, *ApJ*, 777, 3
- Parviainen, H., & Aigrain, S. 2015, *MNRAS*, 453, 3821
- Petigura, E. A. 2015, *ArXiv e-prints*, arXiv:1510.03902
- Petigura, E. A., Howard, A. W., & Marcy, G. W. 2013a, *Proceedings of the National Academy of Science*, 110, 19273
- Petigura, E. A., Marcy, G. W., & Howard, A. W. 2013b, *ApJ*, 770, 69
- Ricker, G. R., Winn, J. N., Vanderspek, R., et al. 2014, in *Society of Photo-Optical Instrumentation Engineers (SPIE) Conference Series*, Vol. 9143, Society of Photo-Optical Instrumentation Engineers (SPIE) Conference Series, 20
- Rogers, L. A. 2015, *ApJ*, 801, 41
- Rogers, L. A., Bodenheimer, P., Lissauer, J. J., & Seager, S. 2011, *ApJ*, 738, 59
- Rogers, L. A., & Seager, S. 2010, *ApJ*, 716, 1208
- Schlieder, J. E., Crossfield, I. J. M., Petigura, E. A., et al. 2016, *ApJ*, 818, 87
- Sing, D. K., Fortney, J. J., Nikolov, N., et al. 2016, *Nature*, 529, 59
- Sinukoff, E., Howard, A. W., Petigura, E. A., et al. 2016a, *ArXiv e-prints*, arXiv:1612.04851
- . 2016b, *ArXiv e-prints*, arXiv:1511.09213
- Sullivan, P. W., Winn, J. N., Berta-Thompson, Z. K., et al. 2015, *ApJ*, 809, 77

- Vanderburg, A., Becker, J. C., Kristiansen, M. H., et al. 2016a, *ApJ*, 827, L10
- Vanderburg, A., Latham, D. W., Buchhave, L. A., et al. 2016b, *ApJS*, 222, 14
- Vanderburg, A., Bieryla, A., Duev, D. A., et al. 2016c, *ArXiv e-prints*, arXiv:1607.05248
- Vogt, S. S., Allen, S. L., Bigelow, B. C., et al. 1994, in *Proc. SPIE, Vol. 2198, Instrumentation in Astronomy VIII*, ed. D. L. Crawford & E. R. Craine, 362
- Weiss, L. M., & Marcy, G. W. 2014, *ApJ*, 783, L6
- Weiss, L. M., Deck, K., Sinukoff, E., et al. 2016a, *ArXiv e-prints*, arXiv:1612.04856
- Weiss, L. M., Rogers, L. A., Isaacson, H. T., et al. 2016b, *ApJ*, 819, 83
- Winn, J. N., & Fabrycky, D. C. 2015, *ARA&A*, 53, 409
- Winn, J. N., Johnson, J. A., Fabrycky, D., et al. 2009, *ApJ*, 700, 302
- Wolfgang, A., & Lopez, E. 2015, *ApJ*, 806, 183
- Wolfgang, A., Rogers, L. A., & Ford, E. B. 2016, *ApJ*, 825, 19
- Wright, J. T., Fakhouri, O., Marcy, G. W., et al. 2011, *PASP*, 123, 412