

A More General Robust Loss Function

Jonathan T. Barron

barron@google.com

Abstract

We present a two-parameter loss function which can be viewed as a generalization of many popular loss functions used in robust statistics: the Cauchy/Lorentzian, Geman-McClure, Welsch/Leclerc, and generalized Charbonnier loss functions (and by transitivity the L2, L1, L1-L2, and pseudo-Huber/Charbonnier loss functions). If this penalty is viewed as a negative log-likelihood, it yields a general probability distribution that includes normal and Cauchy distributions as special cases. We describe and visualize this loss and its corresponding distribution, and document several of their useful properties.

Many problems in statistics [8] and optimization [6] require *robustness* — that a model be insensitive to outliers. This idea is often used in parameter estimation tasks, where a non-robust loss function such as the L2 norm is replaced with some most robust alternative in the face of non-Gaussian noise. Practitioners, especially in the image processing and computer vision literature, have developed a large collection of different robust penalties with different parametrizations and properties (some of which are summarized well in [2, 15]). These loss functions are often used within gradient-descent or second-order methods, or as part of M-estimation or some more specialized optimization approach. Unless the optimization strategy is co-designed with the loss being minimized, these losses are often “plug and play”: only a loss and its gradient is necessary to integrate a new loss function into an existing system. When designing new models or experimenting with different design choices, practitioners often swap in different loss functions to see how they behave. In this paper we present a single loss function that is a superset of many of these common loss functions. A single continuous-valued parameter in our loss function can be set such that our penalty is exactly equal to several traditional loss functions, but can also be tuned arbitrarily to model a wider family of loss functions. As a result, this loss may be useful to practitioners wishing to easily and continuously explore a wide variety of robust loss functions.

1. Derivation

We will derive our loss function from the “generalized Charbonnier” loss [14], which is commonly used in flow and depth estimation tasks that require robustness [4, 10]. The generalized Charbonnier loss builds upon the Charbonnier loss function [3], which is generally defined as:

$$d(x, c) = \sqrt{x^2 + c^2} \quad (1)$$

This loss sometimes is written in a reparameterized form:

$$d(x, c) = c\sqrt{(x/c)^2 + 1} \quad (2)$$

This form of the loss is sometimes referred to as “L1-L2” loss (as it behaves like quadratic loss near the origin and like absolute loss far from the origin) or a Pseudo-Huber loss (due to its resemblance to the classic Huber loss function [7]). The generalized Charbonnier loss function takes the Charbonnier loss and, instead of applying a square-root, raises the loss to an arbitrary shape parameter α :

$$g(x, \alpha, c) = ((x/c)^2 + 1)^{\alpha/2} \quad (3)$$

Here we use a slightly different parametrization from [14] and use $\alpha/2$ as the exponent instead of just α . This makes the generalized Charbonnier somewhat easier to reason about with respect to standard loss functions: $g(x, 2, c)$ resembles L2 loss, $g(x, 1, c)$ resembles L1 loss, etc. We also omit the c scale factor in Equation 2, which gives us scale-invariance with respect to c :

$$g(kx, \alpha, kc) = g(x, \alpha, c) \quad (4)$$

for any non-negative scale factor k . This allows us to view the c “padding” variable as a “scale” parameter, similar to other common robust loss functions.

But this formulation of the generalized Charbonnier still has several unintuitive properties: the loss is non-zero when $x = 0$ (assuming a non-zero values of c), and the curvature of the quadratic “bowl” near $x = 0$ varies as a function of c and α . We therefore construct a shifted and scaled version of Equation 3 that does not have these properties:

$$\frac{g(x, \alpha, c) - g(0, \alpha, c)}{c^2 g''(0, \alpha, c)} = \frac{1}{\alpha} \left(\left((x/c)^2 + 1 \right)^{\alpha/2} - 1 \right) \quad (5)$$

This loss has the unfortunate side-effect of flattening out to 0 for large negative values of α , which we address by modifying the $1/\alpha$ scale factor while preserving scale-invariance.

$$h(x, \alpha, c) = \frac{|2 - \alpha|}{\alpha} \left(\left(\frac{(x/c)^2}{|2 - \alpha|} + 1 \right)^{(\alpha/2)} - 1 \right) \quad (6)$$

This loss resembles a normalized, centered, and scale-invariant version of the loss shown in Equation 2.

2. Special Cases

As is already well-known, L2 loss is a special case of the generalized Charbonnier. Though our reparametrization is technically undefined when $\alpha = 2$, we also observe that it approaches L2 loss in the limit:

$$\lim_{\alpha \rightarrow 2} h(x, \alpha, c) = \frac{1}{2} (x/c)^2 \quad (7)$$

Though L1 loss is a special case of the generalized Charbonnier loss in its traditional form, true L1 loss is not actually expressible in the normalized form in Equation 6 due to the division by c . But if we assume that x is much greater than c , we see that the normalized form approaches L1 loss:

$$h(x, 1, c) \approx \frac{|x|}{c} - 1 \quad \text{if } x \gg c \quad (8)$$

Unlike the generalized Charbonnier loss, the normalized loss can be shown to be a generalization of three other common loss functions. Though $h(x, 0, c)$ is undefined due to a division by zero, we can take the limit of $h(x, \alpha, c)$ as α approaches zero:

$$\lim_{\alpha \rightarrow 0} h(x, \alpha, c) = \log \left(\frac{1}{2} (x/c)^2 + 1 \right) \quad (9)$$

Perhaps surprisingly, this yields the Cauchy (aka Lorentzian) loss function [1]. Though this does not appear to be common practice, the shape parameter α in a generalized Charbonnier can be set to negative values, and this is also true for the normalized variant. By setting $\alpha = -2$, our loss is equivalent to Geman-McClure loss [5]:

$$h(x, -2, c) = \frac{2(x/c)^2}{(x/c)^2 + 4} \quad (10)$$

In the limit as α approaches negative infinity, our loss becomes Welsch [9] (aka Leclerc [11]) loss:

$$\lim_{\alpha \rightarrow -\infty} h(x, \alpha, c) = 1 - \exp \left(-\frac{1}{2} (x/c)^2 \right) \quad (11)$$

The Cauchy, Geman-McClure, and Welsch losses are therefore special cases of our loss, or equivalently, our loss function can be viewed as a generalization of those loss functions.

3. Loss Function

With this analysis in place, we can present our final loss function. Our loss is simply our normalized variant of the generalized Charbonnier loss, where we have introduced special cases to cover the otherwise-undefined limits as α approaches 2, 0, and $-\infty$, as without these special cases the loss is technically undefined for these values.

$$\rho(x, \alpha, c) = \begin{cases} \frac{1}{2} (x/c)^2 & \text{if } \alpha = 2 \\ \log \left(\frac{1}{2} (x/c)^2 + 1 \right) & \text{if } \alpha = 0 \\ 1 - \exp \left(-\frac{1}{2} (x/c)^2 \right) & \text{if } \alpha = -\infty \\ \frac{|2 - \alpha|}{\alpha} \left(\left(\frac{(x/c)^2}{|2 - \alpha|} + 1 \right)^{(\alpha/2)} - 1 \right) & \text{otherwise} \end{cases} \quad (12)$$

As we have shown, this loss function is a superset of the generalized Charbonnier loss function (and therefore the Charbonnier / L1-L2 / pseudo-Huber, quadratic and absolute loss functions by transitivity) and is also a superset of the Cauchy / Lorentzian, Geman-McClure, and Welsch / Leclerc loss functions.

As a reference, we provide the derivative of $\rho(x, \alpha, c)$ with respect to x , for use in gradient-based optimization:

$$\frac{d\rho}{dx}(x, \alpha, c) = \begin{cases} \frac{x}{c^2} & \text{if } \alpha = 2 \\ \frac{2x}{x^2 + 2c^2} & \text{if } \alpha = 0 \\ \frac{x}{c^2} \exp \left(-\frac{1}{2} (x/c)^2 \right) & \text{if } \alpha = -\infty \\ \frac{x}{c^2} \left(\frac{(x/c)^2}{|2 - \alpha|} + 1 \right)^{(\alpha/2 - 1)} & \text{otherwise} \end{cases} \quad (13)$$

This is also known as the influence function $\psi(x, \alpha, c)$ viewed through the framework of M-estimation.

As a reference for M-estimation, we also provide the weight function to be used during iteratively reweighted least squares that corresponds to our loss:

$$\frac{1}{x} \frac{d\rho}{dx}(x, \alpha, c) = \begin{cases} \frac{1}{c^2} & \text{if } \alpha = 2 \\ \frac{2}{x^2 + 2c^2} & \text{if } \alpha = 0 \\ \frac{1}{c^2} \exp \left(-\frac{1}{2} (x/c)^2 \right) & \text{if } \alpha = -\infty \\ \frac{1}{c^2} \left(\frac{(x/c)^2}{|2 - \alpha|} + 1 \right)^{(\alpha/2 - 1)} & \text{otherwise} \end{cases} \quad (14)$$

Curiously, these IRLS weights resemble a non-normalized form of Student's t -distribution.

From our robust loss function we can derive a Ψ -function, a penalty function for use in an analog outlier pro-

cess, using the procedure of Black and Rangarajan [2]:

$$\Psi(z, \alpha) = \begin{cases} -\log(z) + z - 1 & \text{if } \alpha = 0 \\ z \log(z) - z + 1 & \text{if } \alpha = -\infty \\ \frac{|2-\alpha|}{\alpha} \left(\left(1 - \frac{\alpha}{2}\right) z^{\frac{\alpha}{\alpha-2}} + \frac{\alpha z}{2} - 1 \right) & \text{if } \alpha < 2 \end{cases} \quad (15)$$

Note that $\Psi(z, \alpha)$ is not defined when $\alpha \geq 2$, which is understandable given that when $\alpha \geq 2$ the loss is no longer robust, and is therefore ill-suited to being described in terms of a process that rejects outliers.

This Ψ -function lets us establish an equivalence between our robust loss function and an outlier process:

$$\rho(x, \alpha, c) = \min_{0 \leq z \leq 1} \left(\frac{1}{2} (x/c)^2 z + \Psi(z, \alpha) \right) \quad (16)$$

A visualization of our loss and its derivative/influence, weight functions, and outlier processes for different values of α can be seen in Figures 1, 2, 3, and 4. In Figures 1, 2, and 3, because c only controls the scale of the loss on the x -axis, we do not vary c in our visualizations and instead annotate the x -axis of our plots in units of c .

4. Properties

Let us now enumerate some properties of our loss function. The loss function is valid for all real values of α and for all real, positive values of c (although it can only be used as a valid outlier process when $\alpha < 2$). The loss increases monotonically with the magnitude of x :

$$\text{sgn} \left(\frac{d\rho}{dx} (x, \alpha, c) \right) = \text{sgn}(x) \quad (17)$$

The loss function is scale invariant with respect to c and x :

$$\forall_{k>0} \quad \rho(kx, \alpha, kc) = \rho(x, \alpha, c) \quad (18)$$

At the origin the loss is zero and the IRLS weight is $\frac{1}{c^2}$:

$$\forall_{\alpha, c} \quad \rho(0, \alpha, c) = 0 \quad (19)$$

$$\forall_{\alpha, c} \quad \frac{1}{x} \frac{d\rho}{dx} (0, \alpha, c) = \frac{1}{c^2} \quad (20)$$

The roots of the second derivative of $\rho(x, \alpha, c)$ are:

$$x = \pm c \sqrt{\frac{\alpha - 2}{\alpha - 1}} \quad (21)$$

This tells us at what value of x the loss begins to re-descend. This point has a magnitude of c when $\alpha = -\infty$, and that magnitude increases as α increases. The root is undefined when $\alpha \geq 1$, from which we can infer that the loss is re-descending iff $\alpha < 1$.

For all values of x , α , and $c > 0$ the loss increases monotonically with respect to α :

$$\frac{d\rho}{d\alpha} (x, \alpha, c) \geq 0 \quad (22)$$

This property is convenient when annealing the loss with respect to α in a graduated non-convexity framework. We can take the limit of the loss as α approaches infinity:

$$\lim_{\alpha \rightarrow \infty} \rho(x, \alpha, c) = \exp \left(\frac{1}{2} (x/c)^2 \right) - 1 \quad (23)$$

This limit serves as an upper bound on the loss. Curiously, this limit resembles Welsch/Leclerc loss, which is the limit of the loss as α approaches $-\infty$.

Similarly, the loss's Ψ -function increases monotonically with respect to α for all values of z in $[0, 1]$:

$$\frac{d\Psi}{d\alpha} (z, \alpha) \geq 0 \quad \text{if } 0 \leq z \leq 1 \quad (24)$$

This function is strictly increasing when $0 < z < 1$, or when $z = 0$ and $\alpha < 0$ (when $\alpha \geq 0$ we see that $\Psi(0, \alpha) = +\infty$).

For all values of α , when $|x|$ is small with respect to c the loss is well-approximated by a quadratic:

$$\rho(x, \alpha, c) \approx \frac{1}{2} (x/c)^2 \quad \text{if } |x| < c \quad (25)$$

Because the second derivative of the loss is maximized at $x = 0$, this quadratic approximation tells us that the second derivative is bounded from above:

$$\frac{d^2\rho}{dx^2} (x, \alpha, c) \leq \frac{1}{c^2} \quad (26)$$

This property is useful when deriving approximate Jacobi preconditioners for optimization problems that minimize this loss.

When α is negative the loss approaches a constant as $|x|$ approaches infinity, which lets us provide an upper bound on the loss:

$$\forall_{x, c} \quad \rho(x, \alpha, c) \leq \frac{\alpha - 2}{\alpha} \quad \text{if } \alpha < 0 \quad (27)$$

Additionally, when α is less than or equal to 1 we can provide an upper bound on the magnitude of the gradient of the loss:

$$\forall_{x, c} \quad \left| \frac{d\rho}{dx} (x, \alpha, c) \right| \leq \frac{1}{c} \left(\frac{\alpha - 2}{\alpha - 1} \right)^{\left(\frac{\alpha - 1}{2} \right)} \quad \text{if } \alpha \leq 1 \quad (28)$$

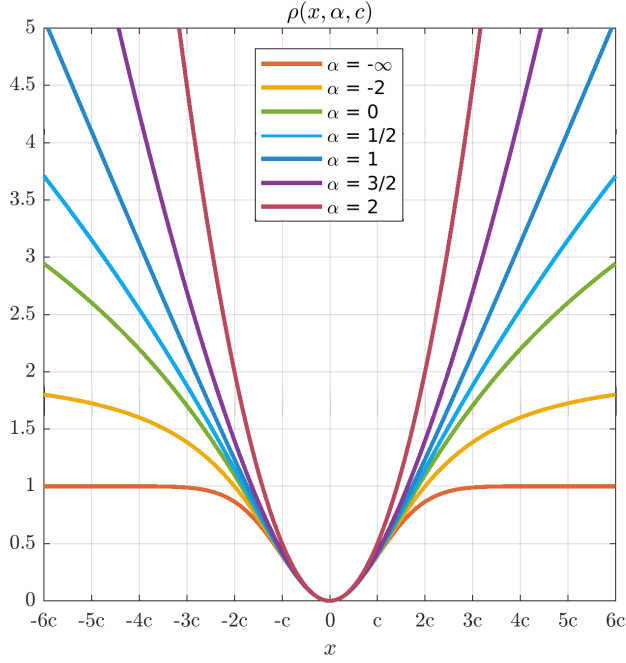


Figure 1: Our loss for different values of the shape parameter α . When $\alpha = 2$ we have L2 loss, when $\alpha = 1$ we smoothly approximate L1 loss, when $\alpha = 0$ we have Cauchy/Lorentzian loss, when $\alpha = -2$ we have Geman-McClure loss, and as α approaches negative infinity we have Welsch loss.

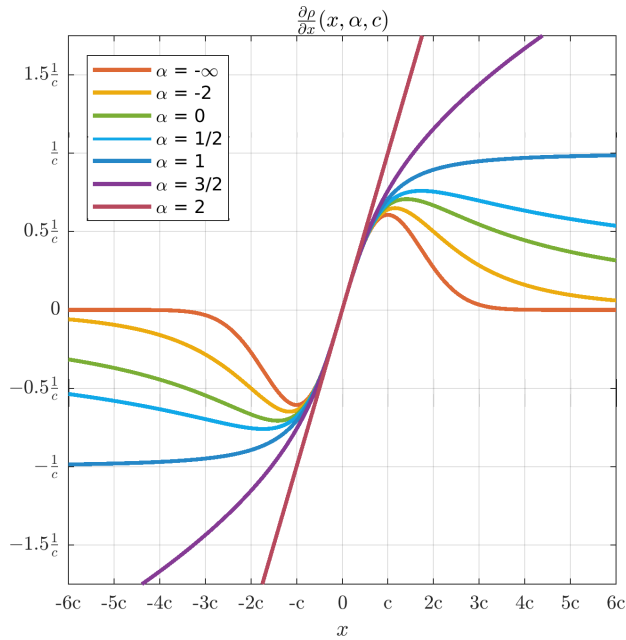


Figure 2: Our loss's gradient for different values of the shape parameter α .

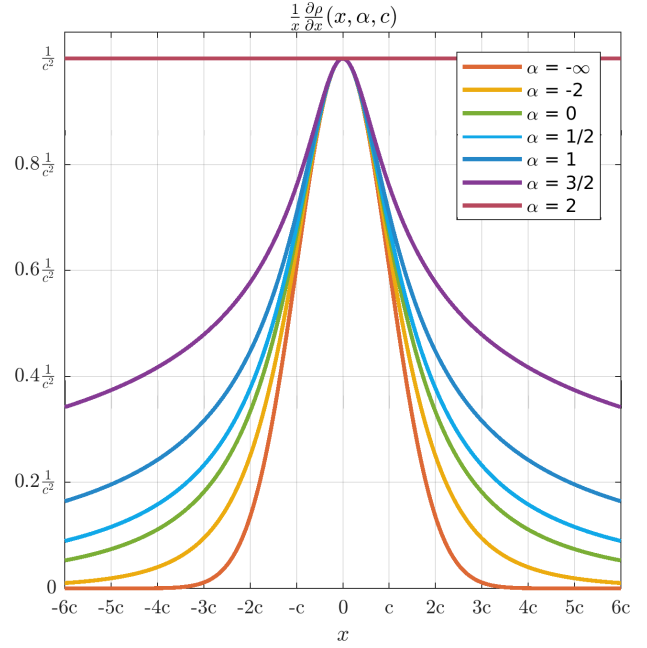


Figure 3: Our loss's IRLS weight for different values of the shape parameter α .

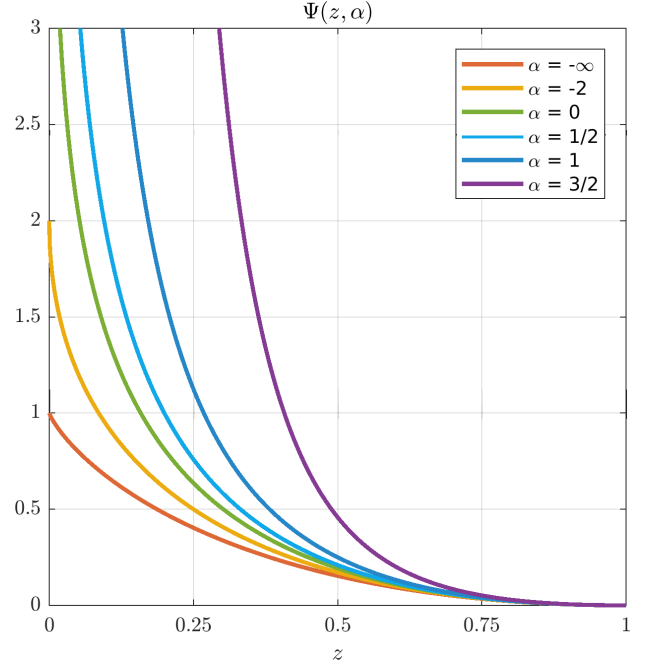


Figure 4: Our loss's Ψ -function for use in an outlier process [2]. $\Psi(z, 2)$ is not defined, and so is not visible here.

5. Probability Density Function

With our robust loss function we can construct a probability density function, such that the negative log-likelihood of that PDF is a shifted version of the robust loss function:

$$f(x | \mu, \alpha, c) = \frac{1}{cZ(\alpha)} \exp(-\rho(x - \mu, \alpha, c)) \quad (29)$$

$$Z(\alpha) = \int_{-\infty}^{\infty} \exp(-\rho(x, \alpha, 1)) \quad (30)$$

where $f(x | \mu, \alpha, c)$ is only defined if $\alpha \geq 0$, as $Z(\alpha)$ is infinite when $\alpha < 0$. For some values of α , the partition function has a straightforward analytical form:

$$\begin{aligned} Z(0) &= \pi\sqrt{2} \\ Z(1) &= 2eK_1(1) \\ Z(2) &= \sqrt{2\pi} \\ Z(4) &= e^{1/4}K_{1/4}(1/4) \end{aligned} \quad (31)$$

where $K_n(\cdot)$ is the modified Bessel function of the second kind. A closed form for the most general case of the partition function is difficult to obtain, though if α is a rational number the partition function can be expressed in a somewhat reasonable form. For any rational number in $\alpha \in (0, 2)$ where $\alpha = n/d$ with $n, d \in \mathbb{N}$, we see that

$$\begin{aligned} Z\left(\frac{n}{d}\right) &= \frac{e^{\left(\frac{2d}{n}-1\right)}\sqrt{\frac{2d}{n}-1}}{2^{\left(\frac{q-2}{2}-1\right)}\pi^{(d-1)}} G_{p,q}^{q,0}\left(\begin{matrix} \mathbf{a}_p \\ \mathbf{b}_q \end{matrix} \middle| \left(\frac{1}{n} - \frac{1}{2d}\right)^{2d}\right) \\ \mathbf{a}_p &= \left\{ \frac{i}{n} \middle| i = 1, \dots, n-1 \right\} \\ \mathbf{b}_q &= \left\{ \frac{i}{n} - \frac{3}{2n} \middle| i = 1, \dots, n \right\} \\ &\cup \left\{ \frac{i}{d} \middle| i = 1, \dots, d-1 \right\} \end{aligned} \quad (32)$$

where $G(\cdot)$ is the Meijer G-function.

Just as our general loss function includes several common loss function as special cases, our general PDF includes several common PDFs as special cases. When $\alpha = 2$, our PDF becomes a normal (or Gaussian) distribution. When $\alpha = 0$, our PDF becomes a Cauchy distribution. These two distributions are also both special cases of Student's t -distribution, though these appear to be the only two points where these two families of functions intersect. In general, this distribution resembles the generalized Gaussian distribution [13, 12], but one that approaches a Gaussian distribution near the origin regardless of the shape parameter α . The PDF and negative log-likelihoods of this distribution for different values of the α can be seen in Figures 5 and 6, respectively.

The complicated nature of the partition function is troublesome if we want to evaluate it efficiently for any real

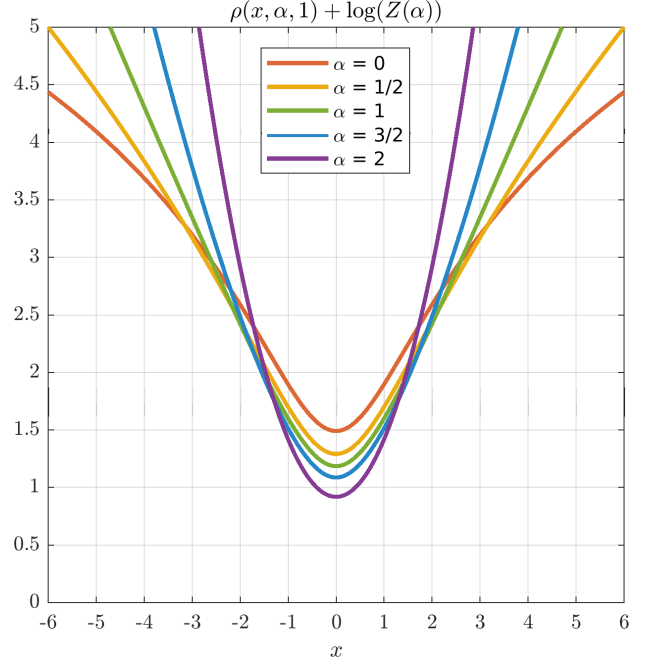


Figure 5: The negative log-likelihood of the probability distribution corresponding to our loss function when the PDF is defined ($\alpha \geq 0$).

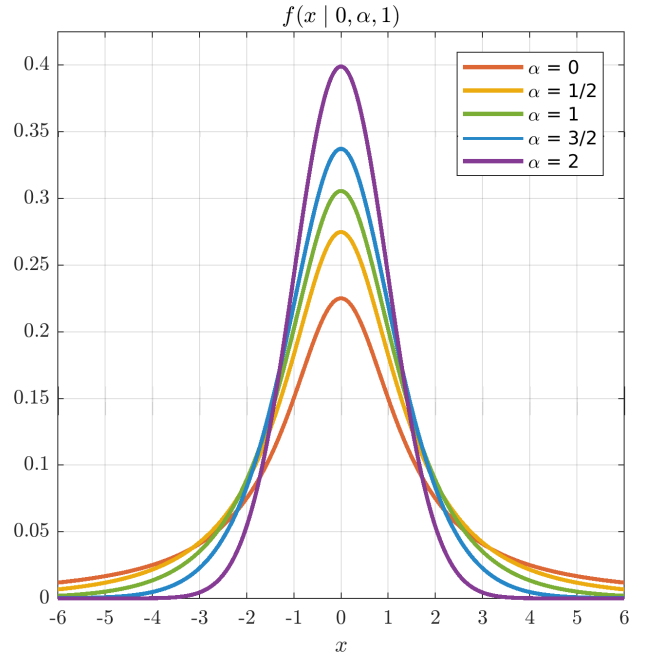


Figure 6: The probability density function corresponding to our loss function when the PDF is defined ($\alpha \geq 0$).

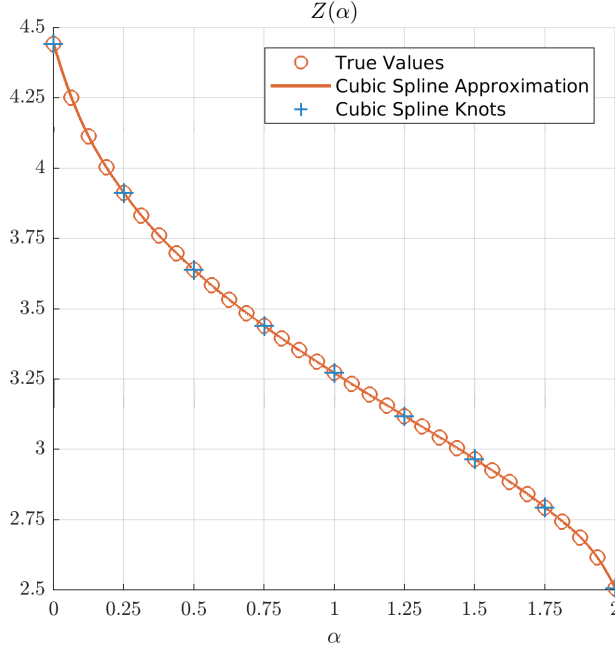


Figure 7: Because our PDF’s partition function $Z(\alpha)$ is difficult to evaluate for arbitrary inputs, we approximate it using cubic hermite spline interpolation for values of α in $[0, 2]$.

α	p	m
0	4.44288	−0.87456
0.25	3.91245	−0.34937
0.5	3.63899	−0.23171
0.75	3.43939	−0.18280
1	3.27231	−0.16069
1.25	3.11904	−0.15478
1.5	2.96592	−0.16515
1.75	2.79405	−0.20658
2	2.50663	−0.51451

Table 1: The spline coefficients that produce a least-squares fit to the true partition function, as shown in Figure 7. For each knot at location α we present the spline value p and tangent m .

number, and especially troublesome if we want to differentiate $Z(\alpha)$ with respect to α . We therefore approximate $Z(\alpha)$ with a cubic hermite spline, for values of α in $[0, 2]$ with spline knots spaced apart by $1/4$. The tangent values at each knot are set to minimize the squared error between the spline and the true partition function. For values of α in $[0, 2]$, this approximation has an RMSE of less than 10^{-3} , and a maximum error of less than 4×10^{-3} , which is sufficient for our purposes. This spline parametrization can be seen in Figure 7 and Table 1.

6. Conclusion

We have presented a two-parameter loss function that generalizes many existing one-parameter robust loss functions: the Cauchy/Lorentzian, Geman-McClure, Welsch, and generalized Charbonnier, pseudo-Huber, L2, and L1 loss functions. We have presented the loss’s gradient, M-estimator weight, and Ψ -function as a reference, in addition to enumerating several convenient properties of the loss. When used as a negative log-likelihood, this penalty gives a general probability distribution that includes normal and Cauchy distributions as special cases. By reducing a family of discrete single-parameter losses into a single loss with two continuous parameters, our loss function enables the convenient exploration and comparison of different robust penalties.

References

- [1] M. J. Black and P. Anandan. The robust estimation of multiple motions: Parametric and piecewise-smooth flow fields. *CVIU*, 1996.
- [2] M. J. Black and A. Rangarajan. On the unification of line processes, outlier rejection, and robust statistics with applications in early vision. *IJCV*, 1996.
- [3] P. Charbonnier, L. Blanc-Feraud, G. Aubert, and M. Barlaud. Two deterministic half-quadratic regularization algorithms for computed imaging. *ICIP*, 1994.
- [4] Q. Chen and V. Koltun. Fast mrf optimization with application to depth reconstruction. *CVPR*, 2014.
- [5] S. Geman and D. E. McClure. Statistical methods for tomographic image reconstruction. *Bulletin de l’Institut international de statistique*, 1987.
- [6] T. Hastie, R. Tibshirani, and M. Wainwright. *Statistical Learning with Sparsity: The Lasso and Generalizations*. Chapman and Hall/CRC, 2015.
- [7] P. J. Huber. Robust estimation of a location parameter. *Annals of Mathematical Statistics*, 1964.
- [8] P. J. Huber. *Robust Statistics*. Wiley, 1981.
- [9] J. E. D. Jr and R. E. Welsch. Techniques for nonlinear least squares and robust regression. *Communications in Statistics-simulation and Computation*, 1978.
- [10] P. Krähenbühl and V. Koltun. Efficient nonlocal regularization for optical flow. *ECCV*, 2012.
- [11] Y. G. Leclerc. Constructing simple stable descriptions for image partitioning. *IJCV*, 1989.
- [12] S. Nadarajah. A generalized normal distribution. *Journal of Applied Statistics*, 2005.
- [13] M. T. Subbotin. On the law of frequency of error. *Matematicheskii Sbornik*, 1923.
- [14] D. Sun, S. Roth, and M. J. Black. Secrets of optical flow estimation and their principles. *CVPR*, 2010.
- [15] Z. Zhang. Parameter estimation techniques: A tutorial with application to conic fitting, 1995.