

Size dependence of a surface tension of a free surface of an isotropic fluid

Sergii Burian¹, Mykola Isaiev^{1,2}, Konstantinos Termentzidis², Vladimir Sysoev¹ and Leonid Bulavin¹

¹Faculty of Physics, Taras Shevchenko National University of Kyiv, 64/13, Volodymyrska Str.,
Kyiv, Ukraine, 01601

²LEMETA - Université de Lorraine - CNRS UMR 7563, Faculté des Sciences et Technologies, BP
70239, 54506 Vandoeuvre les Nancy cedex, France

Abstract

We report on the size dependence of the surface tension of a free isotropic fluid. The Gibbs–Tolman–Koenig–Buff (GTKB) equation was obtained under the Gibbs approach of the dividing surfaces with cylindrical and spherical geometries. With this approach, we evaluate the size dependence of the surface of tension in the same key for positive and negative values of the curvature and the Tolman length alike. As an example, a water droplet in the thermodynamical equilibration with the vapor was analyzed in details with the proposed model. The dependence of the surface tension on the size and the Tolman length was obtained with the use of data of International Association for the Properties of Water and Steam. The evaluated value of the Tolman length for the “water saturated-vapor” interface is in a good agreement with molecular dynamics and experimental data. With this work, we aim to extend the understanding of the size dependence of the surface tension of nanodroplets.

1. Introduction

The size-dependence phenomena play a significant role for the systems with an important surface-to-volume fraction. Therefore, the prediction and tuning of the behavior of interfaces between different phases are a big challenge for various applications [1], [2]. There is a growing interest for studies with droplets and bubbles at the nanometer scale [3], [4].

Particularly, the size-dependence of the surface tension $\sigma(R)$ can be defined according to the Tolman approximation ($\delta \ll R$):

$$\sigma(R) = \frac{\sigma_{\infty}}{1 + (n - 1) \frac{\delta}{R}}, \quad (1)$$

here σ_{∞} is the surface tension of the flat surface, n is the parameter equals to 3 and 2 for the spherical and cylindrical surface respectively, R is the radius of the principal curvature of the surface of tension, δ is the characteristic Tolman length [5]. As one can see from the equation (1), and the δ parameter defines the rate of change of surface tension with the size. It is clear, the value of this parameter is an important quantity for the prediction of the behavior of the nanoscale objects, especially appeared in the process of nucleation and droplet formation [1], [6]–[9]. Therefore, it should be emphasized, that the surface tension and its dependence on temperature at the nanoscale is still a key issue.

There are several approaches for the evaluation of the Tolman length, among them one can note thermodynamical [10], statistical [11], functional density methods [12]–[14], which are based on molecular dynamical simulations [15]–[17] etc. However, with these techniques the Tolman length can be extracted only from the geometry of the interfacial region. For the simplest case of the free isotropic fluid there are only two possibilities of equilibrium shapes, namely the spherical and cylindrical interfaces. Successive analysis of these two geometries can give physical insights of the trends observed in the nanoscale media. Particularly, the cylindrical-shaped nanodroplet is useful for the comparison of atomistic simulations with the macrosized experiment results [18], [19], since the impact of the line tension for a contact straight-line of three phases on the contact angle tends to be zero in this case.

Previously, Rakhviashvili and Kishtikova [20]–[24] have proposed an analytical approach for the size dependence of the surface tension with the use of the Tolman length. This approach assumes that Tolman length is equal to the thickness of an interfacial region. However, this assumption can give only an upper estimate of the Tolman length value [25]. Moreover, their proposed approach gives a discontinuity in the point $\delta/R = 0$. Therefore, this assumption has a limitation – it can be applied only for the cases when values of δ/R are positive or negative [1], [15], [17], [26], [27].

The goal of the paper is to study the temperature dependence of the Tolman length of the free surface of tension. We use the method of the Gibbs dividing surfaces as an efficient tool for the description of the size dependence of the surface tension. Thus, we propose an approach for evaluation of the Tolman length for different geometries of the free surface of tension. Our approach allows to distinguish the terms “thickness of the interfacial region” and “the Tolman length”. For this

purpose, we consider an isotropic two-phase system – a liquid in thermodynamic equilibrium with saturated vapor.

2. Evaluation of the free surface discontinuity with the Gibbs approach

For the macroscopic description, the finite interface region can be regarded as a surface – surface of discontinuity. The physical quantities crossing this surface of discontinuity can be expected as fast-changing. Nevertheless, for the nanoscopic description the consideration of the finite thickness (surface of discontinuity) of the liquid/vapor interface is crucial. Respectively, the physical quantities in this region change continuously from the bulk value of the first half-space to another [28]–[30]. For example, for the case of the liquid/vapor dividing surfaces the density changes from the liquid bulk density (ρ^l) to the concentration of the saturated vapor (ρ^v). The sketch view of the real system is presented in Fig. 1. In the upper-left and lower-left parts of Fig 1. the schematic distribution of particles in the system and the density distribution in Helmholtz representation are shown. The red and the blue lines separate liquid and vapor phases respectively. The surface of discontinuity is the space between these lines.

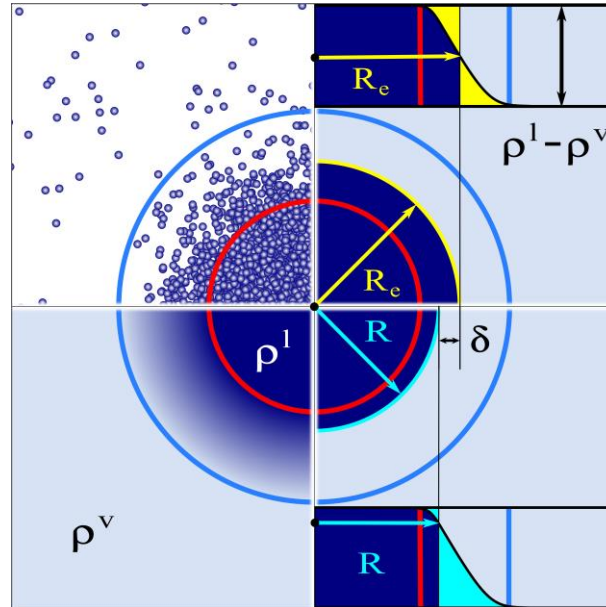


Fig. 1. Sketch representation of the real (left) and reference system (right). The red and the blue lines separate the bulk liquid and the bulk vapor phases respectively. The surface of discontinuity is the space between these lines. The surface of tension and the equimolar surface is noted by the cyan and yellow color respectively.

Gibbs approach is based on the introduction of a reference system with the arbitrary chosen sharp interface so-called “dividing surface” even for nanoscopic objects. [4] The image on the right side of Fig.1 illustrates the two cases of the dividing surface setting, when a dividing surface serves as an equimolar surface (upper side) and a surface of tension (lower side). The insets show the schematic diagram of the spatial distribution of the density for the considered systems. The Physical quantities in the subsystems divided by this interface are set the same as the corresponding bulk values in the real system. The introduction of the reference system allows to avoid issues related with the spatial distribution of the physical quantities inside the interface region. However, the number of particles is the same for both real and reference systems only in the case when the dividing surface between two phases is the equimolar surface (see figure 1). In all other cases, the difference between the number of particles (\bar{N}) in real and reference systems can be evaluated as follows

$$\bar{N} = N - \rho^l V_l - \rho^v V_v, \quad (2)$$

where V_l and V_v are volumes of the liquid and the vapor phases, respectively.

Considering that the $\bar{N} = 0$ for the case of the equimolar surface, one can obtain the following equation

$$\bar{N} = (\rho^l - \rho^v)(V_e - V_l), \quad (3)$$

where V_e is the volume limited by the equimolar surface. Since the number of particles \bar{N} attributed to the dividing surface of the reference system, one can express it through adsorption (Γ). Therefore, the Eq. (3) can be presented as follows

$$\frac{\Gamma}{\rho^l - \rho^v} = \frac{V_e - V_l}{A}, \quad (4)$$

where A is the area of the interface of the reference system, in considered case it is the edge of V_l .

The Eq. (4) presented above can be used for arbitrary chosen dividing surface. Therefore, it can be applied also for the case in which as a dividing surface a surface of tension is chosen. Taking into account the Gibbs adsorption equation for a free equilibrium surface of tension inside a thermostat (canonical ensemble) $\Gamma_t d\mu + d\sigma = 0$ [28], [29], [4], [31], where Γ_t is adsorption of the surface tension, μ is the chemical potential and σ is the surface tension, one can obtain the following equation for the surface of tension:

$$\frac{\Gamma_t}{\rho^l - \rho^v} = -\frac{d\sigma}{d(\Delta P)}, \quad (5)$$

where $d(\Delta P) = d(P_l - P_v) = (\rho^l - \rho^v)d\mu$ is the pressures difference between the liquid (P_l) and vapor (P_v) pressures.

Gibbs fundamental equation for the Canonical ensemble in a thermostat gives the following mechanical equilibrium condition:

$$\Delta P dV_t = \sigma(R) dA_t, \quad (6)$$

$dV_t = dV_l = -dV_v$ is the volume rise of the less dense phase because of the displacement of the surface of tension Σ_t in the direction of the denser phase; dA_t is the area change of the surface of tension related to such displacements. Thus, the differential ΔP can be expressed as follows

$$d(\Delta P) = \kappa(R) d\sigma(R) + \sigma(R) \dot{\kappa}(R) dR, \quad (7)$$

where $\dot{\kappa}(R) = d\kappa(R)/dR$, and $\kappa(R) = dA_t(R)/dV_t(R)$ are the radius of curvature as a function of R for the spherical and cylindrical surfaces of tension.

The substitution of the Eq. (7) in the Eq. (5) gives the first-order partial differential equation describing the dependence of the surface tension $\sigma(R)$ on the radius of curvature R for the free surface of tension with spherical or cylindrical symmetry:

$$\frac{1}{\sigma(R)} \frac{d\sigma(R)}{dR} = -\frac{\zeta(R) \dot{\kappa}(R)}{1 + \zeta(R) \kappa(R)}, \quad (8)$$

where $\zeta(R) = (V_e - V_t)/A_t$.

Since the surface of tension and the equimolar surface are equidistance for the cylindrical and spherical cases, the distance between these surfaces is an important parameter called Tolman length δ (also known as Tolman's delta) [5]. Introducing this parameter allows obtaining the following expression in a compact form:

$$\zeta(\delta_{s,c}, R) = \frac{R}{n} \left(\left(1 + \frac{\delta_{s,c}}{R} \right)^n - 1 \right), \quad \kappa_{s,c}(R) = \frac{n-1}{R}, \quad \dot{\kappa}_{s,c}(R) = \frac{1-n}{R^2}, \quad (9)$$

with $n = 3$ is in the case of the spherical (s) surface; $n = 2$ is in the case of the cylindrical (c) surface.

Consequently, the differential Eq. (8) can be written as a joint integral equation defining the size dependence of the coefficient of surface tension $\sigma_{s,c}(R)$ on the radius of curvature R :

$$\ln \frac{\sigma_{s,c}(R)}{\sigma^\infty} = \int_{\infty}^R \frac{\frac{(n-1)}{n} \frac{1}{R} \left(\left(1 + \frac{\delta_{s,c}}{R} \right)^n - 1 \right)}{1 + \frac{(n-1)}{n} \left(\left(1 + \frac{\delta_{s,c}}{R} \right)^n - 1 \right)} dR, \quad (10)$$

where $\sigma^\infty = \lim_{R \rightarrow \infty} \sigma(R)$ is the coefficient of surface tension of a flat surface. In the particular case $n = 3$, the Eq. (10) is the same as the Gibbs[29]–Tolman[5]–Koenig[32]–Buff[33] (GTKB) equation.

For a spherical surface of tension ($n = 3$) the analytical solution can be presented as follows:

$$\frac{\sigma_s(R)}{\sigma^\infty} = \left| \frac{c}{c + \delta/R} \right|^{\frac{3+3c+c^2}{3(1+c)^2}} \left(\frac{a^2 + b^2}{(a + \delta/R)^2 + b^2} \right)^x e^{2y \left(\arctg\left(\frac{a}{b}\right) - \arctg\left(\frac{a+\delta/R}{b}\right) \right)}, \quad (11)$$

where $c = -1 - 1/\sqrt[3]{2}$, $a = 1 - 1/2\sqrt[3]{2}$, $b = \sqrt{3}/2\sqrt[3]{2}$, $x = (2 - \sqrt[3]{2})(1 + \sqrt[3]{2})/6$, $y = (1 + \sqrt[3]{2})/\sqrt[3]{4}\sqrt{3}$.

The dependence of the surface tension as a function of parameter δ/R for the case of spherical geometry evaluated with Eq. (11) is presented in Fig 2a. As one can see from the figure, the dependence is a continuous real function. As it was mentioned previously the solution presented in [20]–[22] has a discontinuity in the point $\delta/R = 0$ (see dashed and dot dashed lines in Fig 2a). Thus, their solution can be applied for the description only for the case when $\delta/R > 0$ [20], [21] or for the case when $\delta/R < 0$ [22]. Additionally, it should be noted that Eq. (11) gives the same result (see fig. 2a) as a solution presented earlier [6], but it has more compact form.

For a cylindrical surface of tension ($n = 2$) the solution of Eq. (10) can be presented:

$$\frac{\sigma_c(R)}{\sigma^\infty} = \sqrt{\frac{2}{1 + (1 + \delta/R)^2}} e^{\frac{\pi}{4} - \arctg(1 + \delta/R)}. \quad (12)$$

The dependence of the surface tension on δ/R for the cylindrical geometry evaluated with Eq. (12) is presented in Fig 2b. In this case the function is also continuous, and the dependence can be applied for the description of both cases $\delta/R > 0$ and $\delta/R < 0$. For the correlation, the dependence obtained earlier for the case of cylindrical droplet [21] is also presented in Fig. 2b by the dashed line.

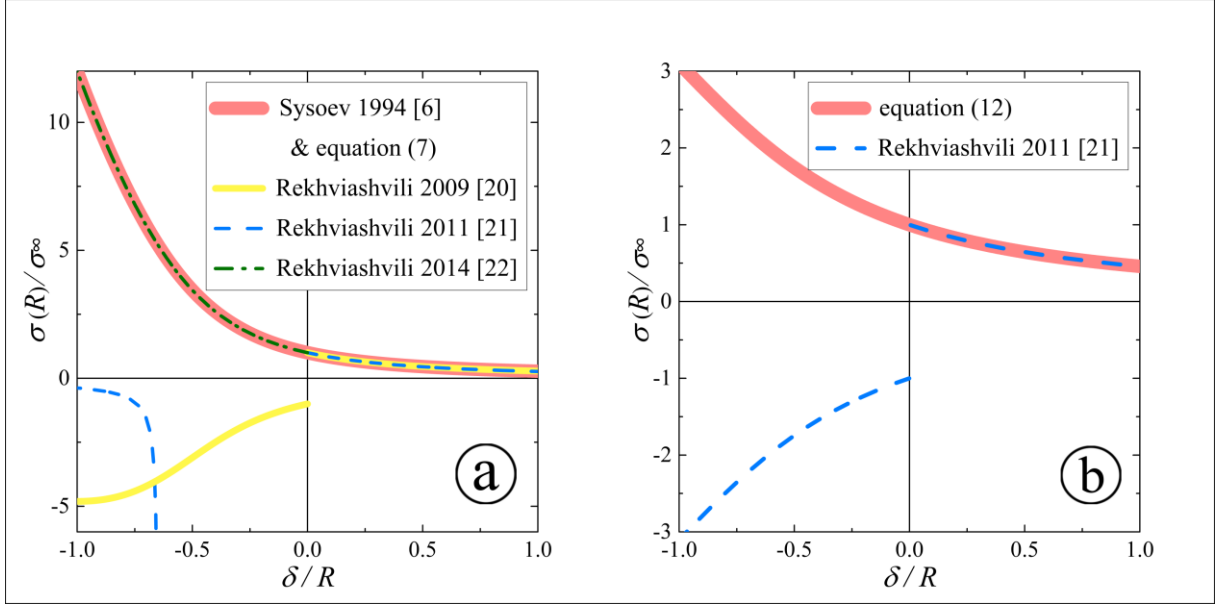


Fig. 2. Size dependence of the surface tension of a free surface of an isotropic fluid for the spherical and cylindrical geometries.

The representation of the Eqs. (11) and (12) in a Maclaurin series for the small parameter δ/R gives well-known approximations for the size dependence of surface tension:

$$\begin{aligned} \sigma_{s,c}(R) = \sigma^\infty \cdot & \left(1 - (n-1) \frac{\delta_{s,c}}{R} + \frac{3}{4} (n-1)^2 \left(\frac{\delta_{s,c}}{R} \right)^2 - \right. \\ & \left. - \frac{1}{36} (n-1)^2 (17n-19) \left(\frac{\delta_{s,c}}{R} \right)^3 + \sigma \left(\frac{\delta_{s,c}}{R} \right)^4 \right). \end{aligned} \quad (13)$$

3. The calculation of the Tolman length δ in the case of spherical and cylindrical free surface of tension

As it was shown in the previous section for the evaluation of the size dependence of the surface tension one should know the Tolman length. Since, this quantity is in the same order of magnitude as intermolecular distances, its experimental evaluation is extremely difficult [5], [28], [34], [35]. Thus, one should find a way which does not require a direct measurement of this quantity for the evaluation of the size dependence of the surface tension.

We use a similar approach based on the thought experiment as proposed earlier by [36], [37] for the Tolman length evaluation. We consider an infinite big system which is equilibrated under temperature T and pressure P_0 . The pressure was chosen to satisfy a condition of coexistence of the vapor and the liquid phases, and its value was taken from the coexistence curve $P_0 = P_{sat}(T)$. We

cut out the spherical/cylindrical volume with the radius R_0 from the system and placed it in the medium with the saturated vapor with the same temperature. The radius of the volume will be changed to some value R because of a surface tension action. This will lead to the change of the pressure to value P , which can be evaluated through the thermal equation of the state ($P = f(V)$). In the frame of thermodynamic approximations, the thermal equation is first (zero) degree homogeneous function of the extensive (intensive) parameters. Therefore, one can write the following equation:

$$P - P_0 = f\left(\frac{V_0 - V}{V_0}\right), \quad (14)$$

where $V_0 = V(P_0)$ and $V = V(P)$ are, the initial and resulting volume, respectively.

For spherical and cylindrical shapes, the argument of the function f can be written as:

$$\frac{V_0 - V}{V_0} = 1 - \left(1 + \frac{\xi}{R}\right)^{-n}, \quad (15)$$

where $\xi = R_0 - R$ ($R \gg \xi > 0$), $n = 2$ or 3 for the cylindrical or spherical droplet.

Since ξ/R is a small parameter, the right-hand side of the Eq. (14) can be expand in the Maclaurin series

$$P - P_0 = f(0) + nf'(0)\frac{\xi}{R} + \frac{1}{2}(-nf'(0) - n^2f'(0) + n^2f''(0))\left(\frac{\xi}{R}\right)^2 + o\left(\frac{\xi}{R}\right)^3. \quad (16)$$

The first term in the following equation is equal zero. On the other hand, the equation of the mechanical equilibrium (6) gives the Laplace's equation for the surface of tension:

$$\Delta P = \sigma_{s,c}(R) \cdot \kappa_{s,c}(R). \quad (17)$$

In the case when the pressure of the saturation vapor is negligible, one can equate the left-hand sides of the Eqs. (16) and (17). With the use of the expressions for the surface tension (13) and for the curvature (9) we obtain the following power series:

$$\begin{aligned} nf'(0)\xi\frac{1}{R} + \frac{1}{2}(-nf'(0) - n^2f'(0) + n^2f''(0))\xi^2\frac{1}{R^2} + o\left(\frac{1}{R}\right)^3 = \\ = (n-1)\sigma^\infty\frac{1}{R} - (n-1)^2\sigma^\infty\delta_{s,c}\frac{1}{R^2} + o\left(\frac{1}{R}\right)^3. \end{aligned} \quad (18)$$

The matching of the multipliers of the terms with $1/R$ and $1/R^2$ in both sides gives the united equation of the Tolman length δ in the case of the spherical [38] and the cylindrical surfaces:

$$\delta_{s,c} = -\frac{\sigma^\infty}{2} \left(\frac{f''(0)}{(f'(0))^2} - \frac{1+n}{n} \frac{1}{f'(0)} \right). \quad (19)$$

The obtained equation can also be written in terms of the isothermal compressibility $\beta_T = -(\partial V / \partial P) / V|_{V=V_0, P=P_{sat}}$:

$$\delta_{s,c}(T) = \frac{\sigma^\infty(T)}{2} \left(\frac{1}{\beta_T(T, P)} \left(\frac{\partial \beta_T(T, P)}{\partial P} \right) + \frac{1+n}{n} \beta_T(T, P) \right) \Big|_{P_{sat}}. \quad (20)$$

The isothermal compressibility can be represented through the first and second derivatives of the chemical potential $\mu(T, P)$ as a function of pressure:

$$\beta_T(T, P) = - \left(\frac{\partial^2 \mu(T, P)}{\partial P^2} \right) / \left(\frac{\partial \mu(T, P)}{\partial P} \right). \quad (21)$$

Consequently, the united equation of the Tolman length δ for the cylindrical and spherical surfaces of tension can be evaluated as follows:

$$\delta_{s,c}(T) = \frac{\sigma^\infty(T)}{2} \left(\frac{\mu'''(T, P)}{\mu''(T, P)} - \frac{1+2n}{n} \frac{\mu''(T, P)}{\mu'(T, P)} \right) \Big|_{P_{sat}}. \quad (22)$$

Thus, the Tolman length δ for the spherical and cylindrical surfaces can be evaluated in similar manner. As one can see, we need only the temperature dependence of surface of tension of a flat surface and of the first three derivatives of the chemical potential for the evaluation of the Tolman length. This information can be taken from the literature for a wide variety of different fluids.

Let us emphasize, that we have started from the assumption of the homogeneity of the thermal equation. The size dependence of the surface tension was obtaining because of the perturbation based on the system geometry.

4. Discussion

For definiteness, let us further consider the system water-vapor in the thermodynamic equilibrium. Temperature dependences of the surface tension $\sigma^\infty(T)$ and the chemical potential $\mu(T, P)$ of water for a flat surface can be taken from the International Association on the Properties of Water and Steam, IAPWS [39], [40]. The derivatives of the chemical potential in a wide range of temperatures and pressures can be obtained from the approximation equation of the specific Gibbs free energy.

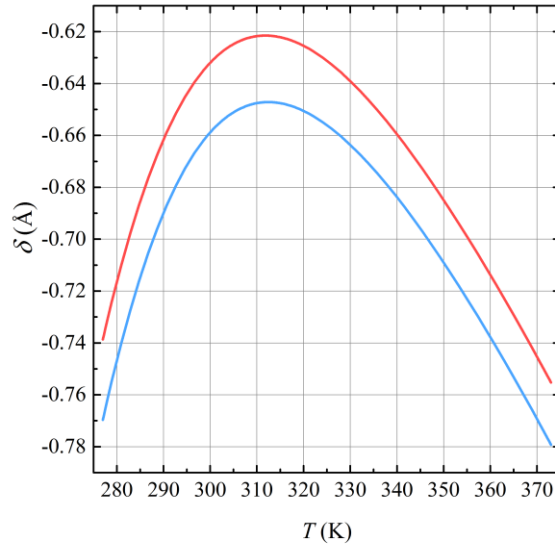


Fig. 3. Temperature dependences of the Tolman length δ for the spherical (blue line) and cylindrical (red line) surfaces of tension on the saturation line.

The temperature dependences of the Tolman lengths calculated with Eq. (22) for the cylindrical and spherical droplets in the temperature range from 277 K to 373 K are presented in Fig. 3. The dependences are not monotonic and they have well defined maxima equal to 311.83 K and 312.45 K for the cylindrical and spherical droplets respectively. The difference between Tolman length for the cylindrical and spherical droplets are approximately 3-4 % in the considered temperature range. Thus, there is the possibility to evaluate size dependencies of the surface tension as a function of the temperature. As an example, in the Figure 3 the dependencies of the surface of tension on the curvature radius for the cylindrical and spherical droplets are depicted for temperature 291.84 K. This temperature corresponds to the maximum difference of the Tolman length for the two considered cases. For a droplet radii, approximately 1 nm, the surface tension of cylindrical droplet is approximately 6 % bigger than the surface tension of the spherical one. However, the droplets have approximately the same surface tension if their radii are bigger than 100 nm.

The values of the Tolman length for the cylindrical and spherical droplets were found to be equal to $-(0.632 \pm 0.003) \text{ \AA}$ and to $-(0.659 \pm 0.003) \text{ \AA}$ respectively for the temperature equal to 300 K. The value of Tolman length for the spherical droplet is in a good agreement with values evaluated experimentally $\delta = -0.47 \text{ \AA}$ [27] and with molecular dynamics data $\delta = -(0.56 \pm 0.09) \text{ \AA}$ [15], $\delta = -(0.56 \pm 0.1) \text{ \AA}$ [17], $\delta = -0.74 \text{ \AA}$ [41].

The resulting dependences of surface tension $\sigma(R)$ on the radius of curvature of the separating surface at 300 K for spherical (blue line) and cylindrical (red line) droplets are shown in Fig. 4. The dash line (black line) corresponds to the surface of tension of the flat surface section. As one can see in Fig. 4, the surface of tension of water for the case of droplet decreases with increasing the droplet size, as opposite to bubbles, for which the surface tension rises with increasing bubble size. Moreover, the rate of change of the surface of tension is different.

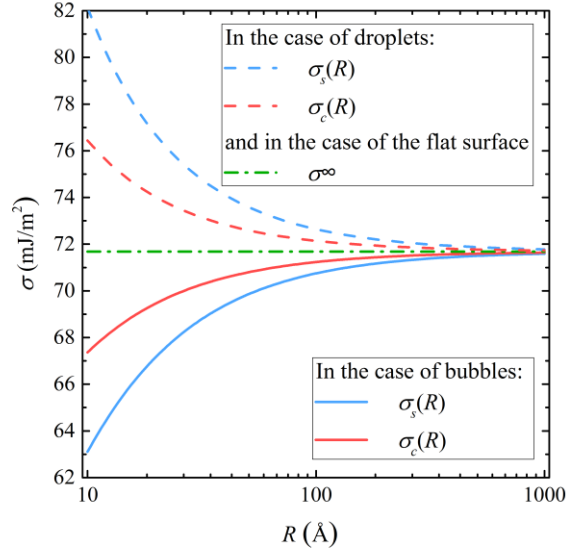


Fig. 4. Dependences of the surface tension $\sigma(R)$ on the radius of curvature of separating surface at 300 K for spherical (blue line) and cylindrical (red line) droplets. The dash line (black line) corresponds to the surface of tension of the flat surface section.

Here, we note that the obtained expressions for the Tolman length (19), (20), and (22) are valid only if $\xi = R_0 - R \ll R$ based on the equation of state (14), and used them to calculate ones. The validity of this condition in the examined temperature range can be estimated on the saturation line in the case of spherical ($n = 3$) and cylindrical ($n = 2$) «droplets» of water:

$$\frac{1-n}{n} \sigma_\infty(T, P) \frac{\mu''(T, P)}{\mu'(T, P)} \Big|_{P_{sat}} \ll R. \quad (23)$$

So, these calculations are correct in the examined temperature range on the saturation line for nanoscopic droplets ($10^{-9} \div 10^{-7}$) m.

5. Conclusions

In this paper, the size dependence of the surface tension was considered. Based on the Gibbs method of the dividing surfaces, the GTKB equation without any assumptions regarding sign of δ/R parameter was obtained. The proposed model allows to evaluate the size dependence of the surface tension in the same key for $\delta > 0$ and $\delta < 0$ ($R > 0$ and $R < 0$). The analytical solution of GTKB equation for the cases of cylindrical and spherical surfaces of tension was obtained. The use of the Maclaurin representation for the small parameter δ/R of these solutions allows to reformulate the equations for the Tolman length estimation. The founded value of the Tolman length for the “water saturated-vapor” interface is in a good agreement with molecular dynamics and experimental data.

- [1] Ø. Wilhelmsen, T. T. Trinh, S. Kjelstrup, and D. Bedeaux, "Influence of curvature on the transfer coefficients for evaporation and condensation of Lennard-Jones fluid from square-gradient theory and nonequilibrium molecular dynamics," *J. Phys. Chem. C*, vol. 119, no. 15, pp. 8160–8173, 2015.
- [2] L. Li, F. Abild-Pedersen, J. Greeley, and J. K. Nørskov, "Surface Tension Effects on the Reactivity of Metal Nanoparticles," *J. Phys. Chem. Lett.*, vol. 6, no. 19, pp. 3797–3801, 2015.
- [3] L. O. Heim and E. Bonaccorso, "Measurement of line tension on droplets in the submicrometer range," *Langmuir*, vol. 29, pp. 14147–14153, 2013.
- [4] A. Marmur, "Surface Tension and Adsorption without a Dividing Surface," *Langmuir*, vol. 31, no. 46, pp. 12653–12657, 2015.
- [5] R. C. Tolman, "The Effect of Droplet Size on Surface Tension," *J. Chem. Phys.*, vol. 17, no. 3, p. 333, 1949.
- [6] L. L. Jenkovszky, B. Kaempfer, and V. M. Sysoev, "Bubble-free energy during the confinement transition," *Phys. At. Nucl.*, vol. 57 (8), pp. 1507–1509, 1994.
- [7] J. Yang, J. Duan, D. Fornasiero, and J. Ralston, "Very Small Bubble Formation at the Solid–Water Interface," *The Journal of Physical Chemistry B*, vol. 107, no. 25, pp. 6139–6147, 2003.
- [8] Ø. Wilhelmsen, D. Bedeaux, and D. Reguera, "Communication: Tolman length and rigidity constants of water and their role in nucleation.," *J. Chem. Phys.*, vol. 142, no. 17, p. 171103, May 2015.
- [9] N. Bruot and F. Caupin, "Curvature Dependence of the Liquid-Vapor Surface Tension beyond the Tolman Approximation.," *Phys. Rev. Lett.*, vol. 116, no. 5, p. 56102, Feb. 2016.
- [10] E. M. Blokhuis and J. Kuipers, "Thermodynamic expressions for the Tolman length," *J. Chem. Phys.*, vol. 124, no. 7, pp. 1–8, 2006.
- [11] T. V. Bykov and X. C. Zeng, "Statistical mechanics of surface tension and Tolman length of dipolar fluids," *J. Phys. Chem. B*, vol. 105, no. 47, pp. 11586–11594, Nov. 2001.
- [12] T. V. Bykov and X. C. Zeng, "A patching model for surface tension and the Tolman length," *J. Chem. Phys.*, vol. 111, no. 8, p. 3705, 1999.
- [13] T. V. Bykov and X. C. Zeng, "A patching model for surface tension of spherical droplet and Tolman length. II," *J. Chem. Phys.*, vol. 111, no. 23, p. 10602, 1999.
- [14] I. Napari and A. Laaksonen, "The effect of potential truncation on the gas–liquid surface tension of planar interfaces and droplets," *J. Chem. Phys.*, vol. 114, no. 13, p. 5796, 2001.
- [15] M. N. Joswiak, N. Duff, M. F. Doherty, and B. Peters, "Size-dependent surface free energy and tolman-corrected droplet nucleation of TIP4P/2005 water," *J. Phys. Chem. Lett.*, vol. 4, no. 24, pp. 4267–4272, Dec. 2013.
- [16] B. J. Block, S. K. Das, M. Oettel, P. Virnau, and K. Binder, "Curvature dependence of surface free energy of liquid drops and bubbles: A simulation study," *J. Chem. Phys.*, vol. 133, no. 15, Oct. 2010.
- [17] M. N. Joswiak, R. Do, M. F. Doherty, and B. Peters, "Energetic and entropic components of the Tolman length for mW and TIP4P/2005 water nanodroplets," *J. Chem. Phys.*, vol. 145, no. 20, p. 204703, 2016.

- [18] M. Isaiev, S. Burian, L. Bulavin, M. Gradeck, F. Lemoine, and K. Termentzidis, “Efficient tuning of potential parameters for liquid–solid interactions,” *Mol. Simul.*, vol. 42, no. 11, pp. 910–915, Jul. 2016.
- [19] F. Leroy, S. Liu, and J. Zhang, “Parametrizing Nonbonded Interactions from Wetting Experiments via the Work of Adhesion: Example of Water on Graphene Surfaces,” *J. Phys. Chem. C*, vol. 119, no. 51, pp. 28470–28481, Dec. 2015.
- [20] S. S. Rekhviashvili, E. V. Kishtikova, and B. a. Rozenberg, “Model of a nanoparticle in the theory of inhomogeneous medium,” *Tech. Phys.*, vol. 54, no. 12, pp. 1731–1735, 2009.
- [21] S. S. Rekhviashvili and E. V. Kishtikova, “On the size dependence of the surface tension,” *Tech. Phys.*, vol. 56, no. 1, pp. 143–146, 2011.
- [22] S. S. Rekhviashvili and E. V. Kishtikova, “Influence of the size dependence of surface tension on the dynamics of a bubble in a liquid,” *J. Exp. Theor. Phys.*, vol. 118, no. 6, pp. 985–989, 2014.
- [23] S. S. Rekhviashvili and E. V. Kishtikova, “On the size dependence of a contact angle,” *Prot. Met. Phys. Chem. Surfaces*, vol. 48, no. 4, pp. 402–405, 2012.
- [24] S. S. Rekhviashvili and E. V. Kishtikova, “The surface and the linear tension and the contact angle of a small drop under isothermal conditions,” *Prot. Met. Phys. Chem. Surfaces*, vol. 50, no. 1, pp. 1–4, 2014.
- [25] S. Ono and S. Kondo, “Molecular Theory of Surface Tension in Liquids,” in *Structure of Liquids / Struktur der Flüssigkeiten*, Berlin, Heidelberg: Springer Berlin Heidelberg, 1960, pp. 134–280.
- [26] I. Hadjiagapiou, “Density functional theory for spherical drops,” *J. Phys. Condens. Matter*, vol. 6, no. 28, pp. 5303–5322, Jul. 1994.
- [27] M. E. M. Azouzi, C. Ramboz, J.-F. Lenain, and F. Caupin, “A coherent picture of water at extreme negative pressure,” *Nat. Phys.*, vol. 9, no. 1, pp. 38–41, 2013.
- [28] J. S. Rowlinson and B. Widom, *Molecular Theory of Capillarity*. Oxford: Clarendon Press, 1982.
- [29] J. W. Gibbs, *The Scientific Papers of J. Willard Gibbs VI: Thermodynamics*. Literary Licensing LLC, 2014.
- [30] M. Sega, B. Fábrián, G. Horvai, and P. Jedlovsky, “How Is the Surface Tension of Various Liquids Distributed along the Interface Normal?,” *J. Phys. Chem. C*, vol. 120, no. 48, pp. 27468–27477, 2016.
- [31] H. Boyer *et al.*, “Local pressure components and surface tension of spherical interfaces. Thermodynamic versus mechanical definitions. I. A mesoscale modeling of droplets,” *J. Phys. Chem. C*, vol. 120, no. 10, pp. 8160–8173, 2015.
- [32] F. O. Koenig, “On the Thermodynamic Relation between Surface Tension and Curvature,” *J. Chem. Phys.*, vol. 18, no. 4, p. 449, 1950.
- [33] F. P. Buff, “The Spherical Interface. I. Thermodynamics,” *J. Chem. Phys.*, vol. 19, no. 12, p. 1591, 1951.
- [34] S. Kondo, “Thermodynamical fundamental equation for spherical interface,” *J. Chem. Phys.*, vol. 25, no. 4, pp. 662–669, 1956.

- [35] J. N. Israelachvili, *Intermolecular and Surface Forces: Revised Third Edition*, 3rd ed. Elsevier Science, 2011.
- [36] L. A. Bulavin, O. A. Grekhov, and V. M. Sysoev, “Determination of the Tolman δ -correction by the equation of state,” *Surf. Investig. X-Ray, Synchrotron Neutron Tech.*, vol. 14, no. 4, pp. 515–518, 1998.
- [37] K. V. Cherevko, L. A. Bulavin, L. L. Jenkovszky, V. M. Sysoev, and F.-S. Zhang, “Evaluation of the curvature-correction term from the equation of state of nuclear matter,” *Phys. Rev. C*, vol. 90, no. 1, p. 17303, Jul. 2014.
- [38] L. A. Bulavin, Grekhov O.A., and Sysoev V.M., “Evaluation of Tolman correction based on equation of state,” *Poverkhnost*, pp. 74–77, 1998.
- [39] P. Alto, “The International Association for the Properties of Water and Steam Erlangen , Germany September 1997 Revised Release on the IAPS Formulation 1985 for the Viscosity of Ordinary Water Substance,” *J. Phys. Chem. Ref. Data*, no. September, pp. 14–20, 1997.
- [40] J. R. Cooper, Q. Mary, M. E. Road, and S. I. Associates, “The International Association for the Properties of Water and Steam Revised Release on the IAPWS Industrial Formulation 1997 for the Thermodynamic Properties of Water and Steam 1 Nomenclature 3 Reference Constants 9 Basic Equation for Region 5 10 . 1 Cons,” no. August 2007, 2012.
- [41] Ø. Wilhelmsen, D. Bedeaux, and D. Reguera, “Tolman length and rigidity constants of the Lennard-Jones fluid,” *J. Chem. Phys.*, vol. 142, no. 6, p. 64706, Feb. 2015.