

Forming short-period Wolf-Rayet/X-ray binaries and double black holes through stable mass transfer

E.P.J. van den Heuvel¹ and S.F. Portegies Zwart² and S.E. de Mink¹

¹*Astronomical Institute Anton Pannekoek, University of Amsterdam, P.O. Box 94249, 1090 GE, Amsterdam, The Netherlands*

²*Leiden Observatory, Leiden University, PO Box 9513, 2300 RA, Leiden, The Netherlands*

ABSTRACT

It is shown that black-hole High-Mass X-ray Binaries (HMXBs) with relatively short orbital periods, of order one week to a month may survive spiral in as Wolf-Rayet (WR) X-ray binaries with an orbital period of order a day to a few days, and can later evolve into close double black holes. The reason why black-hole HMXBs with these orbital periods may survive spiral in is: the combination of a radiative envelope of the donor star, and a high mass of the compact star. When the donor star has a radiative envelope when it begins to overflow its Roche lobe, and the mass ratio of donor and accretor is not larger than about 3.5, the formation of a Common Envelope (CE) is avoided, and the systems spiral in slowly with rapid stable Roche-lobe overflow, where the transferred mass is ejected from the vicinity of the compact star (so-called “isotropic re-emission” mass loss mode, or “SS433-like mass loss”). If the mass ratio of donor and black hole is $\gtrsim 3.5$, these systems will go into CE evolution and, if they survive, produce WR/X-ray binaries with orbital periods of only a few hours. If the compact star is a neutron star, the mass ratio of donor and accretor is very large and HMXBs with the same orbital periods do never survive the mass transfer and merge. We therefore find that WR/X-ray binaries are expected to only harbor black holes. Several of the well-known WR+O binaries in our Galaxy and the Magellanic Clouds, with orbital periods in the range between a week and several months will later evolve into WR+BH binaries and will produce close double black holes. The Galactic formation rate of close double black holes resulting from these systems is estimated to be of order 10^{-5} per year. The reason why SS433-like systems are so rarely observed is explained.

Key words: stars: Wolf-Rayet stars, X-ray binaries, black holes, black-hole binaries

1 INTRODUCTION

Wolf-Rayet (WR) stars without hydrogen in their spectra are helium stars (Paczynski 1967, for a review see Crowther 2007). WR/X-ray Binaries are composed of a helium star and a compact star, which can be a neutron star or black hole. At present seven WR/X-ray binaries are known or suspected, all except one in external galaxies; in six cases the orbital periods range from 0.2 days to about 1.5 day; one system has a period of about 8 days (Esposito et al. 2015). These systems are expected to be the outcome of the later evolution of High-Mass X-ray Binaries (HMXBs) when the evolved massive donor stars in these systems have started to overflow their Roche lobes (Tutukov & Yungelson 1973; van den Heuvel & De Loore 1973). If the systems do not merge, the outcome of this later evolution is expected to be a very close binary consisting of a helium star - the helium core of the original donor- and the compact star (see van den Heuvel &

De Loore (1973), who suggested that the peculiar 4.8-hour period X-ray binary Cyg X-3 is such a system, (which is indeed the case, as its companion is a WR star of type WN5, as shown by van Kerkwijk et al. 1992). When this prediction of spiral-in was made (we use here the expression “spiral-in” for a drastic decrease of the orbital period, due to any kind of mechanism), it was thought that helium stars with masses $\gtrsim 3 - 4 M_{\odot}$ would be observable as WR stars, but measurements of masses of WR stars in binaries have since shown that, in order to show the typical WR spectral characteristics (strong emission lines of ionized He, C and O, produced by a dense high-velocity stellar wind outflow), the helium stars must have a mass $\gtrsim 10(\pm 2) M_{\odot}$ (Crowther 2007). This implies that the hydrogen-rich progenitor of the WR star must have had a mass $\gtrsim 30(\pm 5) M_{\odot}$. There are very few HMXBs known with such a large donor star mass: in our Galaxy only 4U1223 -62 (GX301-4) and 4U1700-37. Unfor-

tunately, the compact stars in these systems have rather low masses, of order 1.5 and $\sim 2 M_{\odot}$, respectively, which will make their survival of spiral-in impossible, as will be shown later in this paper.

We will show that, on the other hand, if the compact star is a black hole, with a mass $\gtrsim 5 - 10 M_{\odot}$, the systems may survive spiral-in, and become close binaries consisting of a WR star and a black hole. For this reason, one expects in general that in WR/X-ray binaries the compact star is a black hole.

We show here that there are two different mechanisms by which the final episode of mass transfer in the black-hole HMXB can take place:

(i) In systems in which the donor star has a radiative envelope when it begins to overflow its Roche lobe, no Common Envelope will form, provided the mass ratio of donor star and accretor is not larger than about 3 to 4 (Tout et al. 1997; Tauris et al. 2000). (We will assume in this paper that this limiting mass ratio is 3.5). The donor then keeps slightly overfilling its Roche lobe and transfers matter on a thermal timescale at a high rate. This results in the formation of a thick accretion disk around the compact star, from where the mass is lost from the system at a high rate, as is shown by the system of SS433 (Begelman et al. 2006; King & Begelman 1999; King et al. 2000). In most cases with a black hole compact star this type of evolution leads to spiral in, but the orbital shrinking is moderate and depends on the initial mass ratio of the system.

(ii) In systems with a donor with a radiative envelope, but mass ratio larger than 3.5, or in which the donor has a convective envelope at the time it begins to overflow its Roche lobe, a Common Envelope will form in which the compact star and the dense evolved core of the donor spiral down towards each other due to the large frictional energy dissipation by their motions in the envelope (e.g. see Taam 1996; Taam & Sandquist 2000, and Ivanova et al. 2013 for a review).

We show here that this first mode can be important for the formation of short-period WR/X-ray binaries and, subsequently, close double black holes, and may occur over quite a wide range of initial orbital periods of binaries, from one week to well over one year. We show that also the second mode, for donors with radiative envelopes, can lead to double black holes, in this case with very short orbital periods of less than one day.

Section 2 considers the first above-mentioned mode of spiral-in in more detail, and section 3 considers Common Envelope evolution, and examines in which regime of binary periods each of the modes is expected to be dominant. In this section some examples are given of how a number of well-known observed WR+O binaries with relatively short orbital periods are expected to evolve in the future, and are expected to produce close double black holes.

2 SS433-TYPE OF MASS TRANSFER: MASS TRANSFER FROM A DONOR STAR WITH A RADIATIVE ENVELOPE

2.1 The evolutionary state and future evolution of SS433

The SS433 system consists of a Roche-lobe filling A4-7I supergiant donor star with an estimated mass of $10.9(\pm 3.1) M_{\odot}$ and a luminosity of about $3800 L_{\odot}$, plus a compact star with a mass of $2.9(\pm 0.7) M_{\odot}$, in a 13.1-day period binary (Hillwig et al. 2004). The compact star is surrounded by an extended and luminous accretion disk, about an order of magnitude brighter than its A-supergiant companion. This disk ejects the famous precessing relativistic jets with a velocity of $0.265c$, in which neutral hydrogen is ejected at a rate of some $10^{-6} M_{\odot} \text{ yr}^{-1}$, while in a strong disk wind with a velocity of about 1500 km s^{-1} of order some $10^{-4} M_{\odot} \text{ yr}^{-1}$ is ejected, as is seen in the form of the stationary $H\alpha$ line and broad absorption lines (Fabrika 2004). The total mass loss from the disk is basically all the matter that the A-supergiant donor is transferring to the compact object by Roche-lobe overflow on its thermal timescale of $\sim 10^5$ years (see also Begelman et al. 2006). The observed radiative accretion luminosity of the compact star with its disk does not exceed the Eddington luminosity $L_{\text{Edd}} \simeq 6 \cdot 10^{38} \text{ erg s}^{-1}$ of the compact star (which corresponds to a real accretion rate onto the compact star of order only a few times $10^{-8} M_{\odot} \text{ yr}^{-1}$), although when seen along the jets the UV luminosity might be as large as perhaps $10^{40} \text{ erg s}^{-1}$ (Fabrika 2004), which would correspond to an accretion rate of order $10^{-7} M_{\odot} \text{ yr}^{-1}$. This mass loss has been going on for thousands of years, as can be seen from the large radio nebula W50 that surrounds the system and has been produced by the precessing jets and the strong disk wind. Even though this mass transfer has been going on for thousands of years, the system has not entered in a Common-Envelope (CE) state.

The reason why SS433 has not gone into a CE phase is, as explained by King & Begelman (1999) and King et al. (2000), the fact that the A-supergiant star has a radiative envelope. If one takes away mass from a star with radiative envelope, this envelope responds by shrinking on a dynamical timescale, followed by a re-expansion on the thermal timescale of the envelope. As a result, this star can keep its radius close to that of its Roche lobe and will transfer matter to its companion on the thermal timescale of its envelope, without going into a CE phase. There is, however, the caveat that this thermal timescale mass-transfer from a radiative donor envelope may itself become unstable, if the mass ratio of donor and companion star is larger than about 3 to 4 (e.g. Tout et al. 1997; Tauris et al. 2000; Hurley et al. 2000). The fact that SS433 did avoid going into a CE therefore implies that its mass ratio must be below this limit, which we will here assume to be 3.5. With the above given ranges for the estimated masses of donor and accretor of S433, a combination of masses that is expected to fulfill this condition is: a $10 M_{\odot}$ donor and a $3.6 M_{\odot}$ compact star. In this paper we will, for the sake of argument, assume that these are the masses of the components of this system.

On the other hand, for systems with a donor with a radiative envelope and mass ratio larger than 3.5 or if the donor star has a convective envelope, the formation of a

Common Envelope is unavoidable. The reaction of a convective envelope to mass loss is expansion on a dynamical (pulsational) timescale, and thus the envelope becomes violently unstable, which leads to runaway mass transfer and the formation of a Common Envelope.

As shown by King et al. (2000), in the case of Roche-lobe overflow from donor stars with a radiative envelope, a further condition for avoiding the formation of a Common Envelope is that the spherization radius R_{sp} of the accreting compact object remains smaller than its Roche lobe, where R_{sp} is given by (Shakura & Sunyaev 1973):

$$R_{\text{sp}} = -\frac{27}{4} \frac{\dot{M}_{\text{donor}}}{\dot{M}_{\text{Edd}}} R_s, \quad (1)$$

where R_s is the Schwarzschild radius of the compact object. In the case of SS433, $-\dot{M}_{\text{donor}}/\dot{M}_{\text{Edd}}$ is of order 10^4 and $R_s \simeq 9 \text{ km}$, so $R_{\text{sp}} \sim 6 \cdot 10^5 \text{ km} \simeq 0.9 R_{\odot}$, which is deep inside the Roche lobe of the compact star, and a CE will be avoided. In all HMXBs with orbital periods upward on one day the same will hold. So in all cases of HMXB systems with a donor with a radiative envelope and mass ratio less than about 3.5, one expects the system to go into normal Roche-lobe overflow evolution similar to that of SS433. The ‘‘SS433-mode’’ of mass transfer is what we have in the past called ‘‘isotropic re-emission’’ (e.g. Bhattacharya & van den Heuvel 1991; Soberman et al. 1997; van den Heuvel 1994; Tauris & van den Heuvel 2006).

With the SS433-mode of mass transfer, followed by mass loss from the disk, which has the specific orbital angular momentum of the compact object, it is simple to calculate how the orbit of the system will change. In case that a fraction of the transferred matter is ejected from the compact star and its disk with the specific orbital angular momentum of this star, and a fraction $(1-\beta)$ is accreted by this star, the orbital angular momentum loss leads to a change of the orbital radius a given by (e.g. see Tauris 1996; Soberman et al. 1997; Tauris & van den Heuvel 2006):

$$a/a_0 = \frac{q_0 + 1}{q + 1} \left(\frac{q_0}{q} \right)^2 \left[\frac{(1-\beta)q_0 + 1}{(1-\beta)q + 1} \right]^{-3-2/(1-\beta)}, \quad (2)$$

where q is the mass ratio of donor and compact star, and subscript zero indicates the initial situation at the onset of Roche-lobe overflow.

For the case in which in which $\beta = 1$, as is in fact the case in SS433, as the accreted amount is 10^{-4} to 10^{-3} times the transferred amount, this equation in the limit of β approaching unity simplifies to:

$$a/a_0 = \left(\frac{q_0 + 1}{q + 1} \right) \left(\frac{q_0}{q} \right)^2 e^{-2(q_0 - q)} \quad (3)$$

Using Keplers third law the corresponding equation for the change of the orbital period is:

$$P/P_0 = \left(\frac{q_0 + 1}{q + 1} \right)^2 \left(\frac{q_0}{q} \right)^3 e^{3(q_0 - q)}. \quad (4)$$

In the case of SS433, assuming the initial mass of the A-supergiant donor to have been ~ 11 to $12 M_{\odot}$, the mass of its helium core is about $2.7 M_{\odot}$. This means that at the end of the Roche-lobe overflow phase $q = 0.75$, while at present $q_0 = 2.78$. Inserting these values into equation (4), one finds that at the end of the Roche-lobe overflow the orbital period

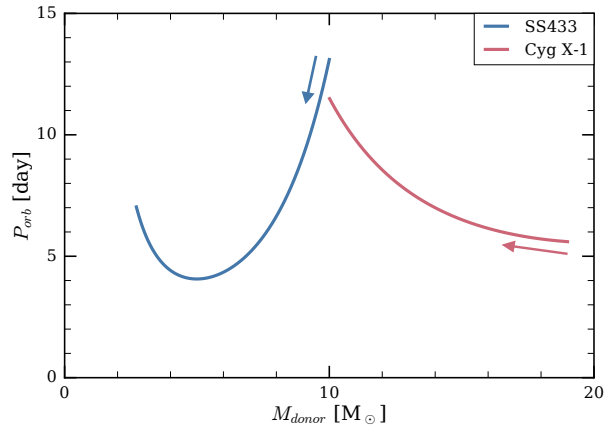


Figure 1. Future evolution of the orbital period of the SS433 system (blue) and Cyg X-1 (red) as a function of its decreasing donor mass. For SS433 we assume a $10 M_{\odot}$ donor star (with a $2.7 M_{\odot}$ helium core), and a $3.6 M_{\odot}$ compact star, consistent with the values measured by Hillwig et al. (2004), the mass ratio chosen to assure stable Roche-lobe overflow. For Cyg X-1 we adopted a donor mass of $19 M_{\odot}$ (with a $10 M_{\odot}$ helium core, and a $14.8 M_{\odot}$ compact star) in a 5.6 day orbit.

of the system will be $P \simeq 7.07$ days. So, SS433 will with these assumed component masses finish as a detached binary consisting of a $2.7 M_{\odot}$ helium star and a $3.6 M_{\odot}$ compact star.

Figure 1 depicts how the orbital period of SS433 is expected to change as a function of its decreasing donor mass. The entire process will take place on the thermal timescale of the envelope of the $10 M_{\odot}$ A-supergiant which is between $\sim 10^4$ and $\sim 10^5$ years.

The helium star in the resulting system will during helium shell burning go through a second mass transfer phase and finally explode as a supernova, likely leaving a neutron star. If the system remains bound in response to the natal kick of the neutron star, a close eccentric binary will result, consisting of the present $\sim 3.6 M_{\odot}$ compact star plus a neutron star.

2.2 Why systems like SS433 are so rare: the fate of HMXBs with a ‘‘standard’’ neutron star companion

One may wonder what is so special about SS433 and why we do not see more SS433-like systems. We propose that the answer is: the very unusual combination for a HMXB of a rather low donor mass (presently $\sim 10 M_{\odot}$ and initially $\sim 11-12 M_{\odot}$) plus a quite massive compact star ($\sim 3.6 M_{\odot}$). An 11 to $12 M_{\odot}$ initial donor mass and an orbital period of ~ 13.1 days are typical for a Be/X-ray binary, the most common type of HMXB, containing a B-emission (Be) line star. There are known some 200 Be/X-ray binaries in our Galaxy and the Magellanic Clouds. Raguzova & Popov (2005) list 160 in our Galaxy and the two Magellanic Clouds and Reig (2011) lists 141 in our Galaxy plus the SMC alone. Since these papers appeared, Swift, INTEGRAL and other satellites have discovered several tens more, bringing the total presently known number to about 200. In all but one of the known Be/X-ray binaries, the compact stars are neu-

tron stars which have a typical mass of about $1.4 M_{\odot}$. Only one B-e/X-ray binary is known to harbor probably a black hole companion, with a mass of 3.6 to $6.9 M_{\odot}$ (Casares et al. 2014). If the companion of a $12 M_{\odot}$ Be star is a $1.4 M_{\odot}$ neutron star, the value of q_0 in equations (3) and (4) is 8.57, and the formation of a Common Envelope is unavoidable, and the two stars will merge, as will be shown below. Only if the compact star has a mass $\sim 3 M_{\odot}$ or larger, the system will spiral in slowly and survive the SS433-like mass-transfer process. Therefore, out of the ~ 200 Be/X-ray binaries, only the one system with an (alleged) black hole companion will in the future evolve like SS433 and survive, all the others will have merged after transferring only a small amount of mass. So, the birthrate of SS433-like systems is at most about 0.5 per cent of the birthrate of Be/X-ray binaries. (For a model for the formation and future evolution of the possible Be/black-hole binary, see Grudzinska et al. 2015).

The simple reason why SS433 can stably survive this type of spiral-in process for $\sim 10^4$ to perhaps $\sim 10^5$ years is because of its unique combination – for a Be/X-ray binary progenitor – of a quite massive compact star and a relatively moderate-mass donor star.

The $\sim 3.6 M_{\odot}$ compact object in SS433 must be a low-mass black hole, because causality allows neutron stars to have masses not larger than about $3 M_{\odot}$ (Nauenberg & Chapline 1973; Kalogera & Baym 1996).

2.3 Upper limiting orbital period for having a radiative envelope

In order to determine the limiting orbital period for having a radiative envelope, we notice that for an effective temperature $T_{\text{eff}} > 8100$ K (spectral type earlier than $\sim A7$), stars have a radiative envelope (e.g. see Clayton 1968). If the luminosity of a donor star of a given mass M is known, its radius R can be found from the relation $L = 4\pi\sigma R^2 T_{\text{eff}}^4$, where σ is the Stefan-Boltzmann constant. If the mass M_c of the compact companion of the star is known, and we set the stellar radius R equal to the radius R_{L1} of the Roche lobe of the donor, then the equation for the Roche lobe given by Eggleton (1983):

$$R_{L1} = \frac{0.49 a}{0.6 + q^{-2/3} \ln(1 + q^{1/3})}, \quad (5)$$

allows one to calculate the orbital radius a of the binary in which the donor fills its Roche lobe, as the mass ratio $q = M_{\text{donor}}/M_c$ is known. Using Kepler's third law, one also calculate the corresponding orbital period P . To calculate the maximum orbital periods up to which donor stars still have a radiative envelope, we used the luminosities of post-main-sequence evolutionary tracks, for solar metallicity, of rotating stars with masses up to $50 M_{\odot}$ given by Ekström et al. (2012), and the limiting effective temperature of $T_{\text{eff}} \sim 8100$ K. Post-main-sequence stars originating from stars more massive than about $50 M_{\odot}$ become Luminous Blue Variables, stars that experience strong eruptive mass loss episodes. Because of their strong mass loss they lose most of their hydrogen-rich envelope and always stay at effective temperatures above 8100K. Therefore these post-main sequence stars are expected to have radiative envelopes, so for them we used as maximum radius just their maximum post-main-sequence stellar radius. We made these

calculations for compact companions with masses of $1.5 M_{\odot}$, $5 M_{\odot}$, $10 M_{\odot}$ and $15 M_{\odot}$. Figures 2 and Fig:3 give these upper limiting orbital periods as a function of donor mass for initial donors with masses between $9 M_{\odot}$ and $85 M_{\odot}$. (In the mass range between $40 M_{\odot}$ and $60 M_{\odot}$ there are no tracks by Ekström et al. (2012) available. It is known from evolutionary calculations with similar assumed wind mass loss rates that for masses above $50 M_{\odot}$ the stars at the end of hydrogen burning have lost most of their H-rich envelopes and their radii drop rapidly as a function of mass. We have, for the sake of argument, assumed that in the mass range between 40 and $50 M_{\odot}$ the orbital periods at $T_{\text{eff}} = 8100$ K are constant and after that they linearly decrease towards the orbital period of the $60 M_{\odot}$ star). The figures show that for donor masses up to about $50 M_{\odot}$ these upper limiting orbital periods range from about 50 to 400 days, and beyond $50 M_{\odot}$ they go down rapidly. Below these limiting curves, the donor stars in HMXBs will transfer mass to their compact companions according to the SS433-type of mass transfer, and the systems will not go into Common Envelope (CE) evolution, provided the mass ratio of donor and compact star is less than about 3.5. The regions where this SS433-like evolution will occur are indicated in the figure 3 by the blue-colored parts of the diagrams. (Notice that for calculating the curves of the limiting orbital periods, as well as the limiting donor masses for mass ratio 3.5, we used the real post-main-sequence masses of the stars, which are considerably reduced with respect to the initial masses, due to stellar wind mass loss on the main sequence). To the right of these blue regions and below the radiative boundary periods, systems will go into Common Envelope evolution with a donor with radiative envelope. Above the radiative boundary periods they will go into Common Envelope evolution with a convective envelope (or if the period is too large they will not experience mass transfer at all).

The next question is: which systems with donor stars in this radiative-envelope regime, will survive as binaries after the onset of mass transfer by Roche-lobe overflow? It turns out that none of the systems with a $1.5 M_{\odot}$ compact star (neutron star) will, as was already mentioned above. Because of their mass ratios of far above the mass ratio upper limit of 3.5, they go into CE evolution and for initial donor masses below $40 M_{\odot}$ they all merge. This can be seen from the lower-limit curve for survival of CE evolution (the red curve) in figure 2. (The way this curve was calculated is explained in the next section). Although for donor masses larger than $40 M_{\odot}$ according to the figure systems might survive CE-evolution (grey hashed region), such massive donors with NS companions may not be very likely, for stellar evolution reasons. In figure 2 we have indicated also the ranges of orbital periods and masses of the bulk of the known supergiant HMXBs with neutron star companions, and of the B-emission X-ray binaries with neutron star companions. One observes that the vast majority of the known supergiant HMXBs with neutron stars does not survive spiral-in. It can be seen from this figure that among the known types of HMXBs only the B-emission X-ray binaries with a neutron star companion and orbital periods ranging from larger than 220 d with a $9 M_{\odot}$ donor to larger than 370 d with a $20 M_{\odot}$ donor (the red region of the diagram), will survive spiral in and can later form double neutron stars, after explosion of the helium star. This is a well-known result (e.g.

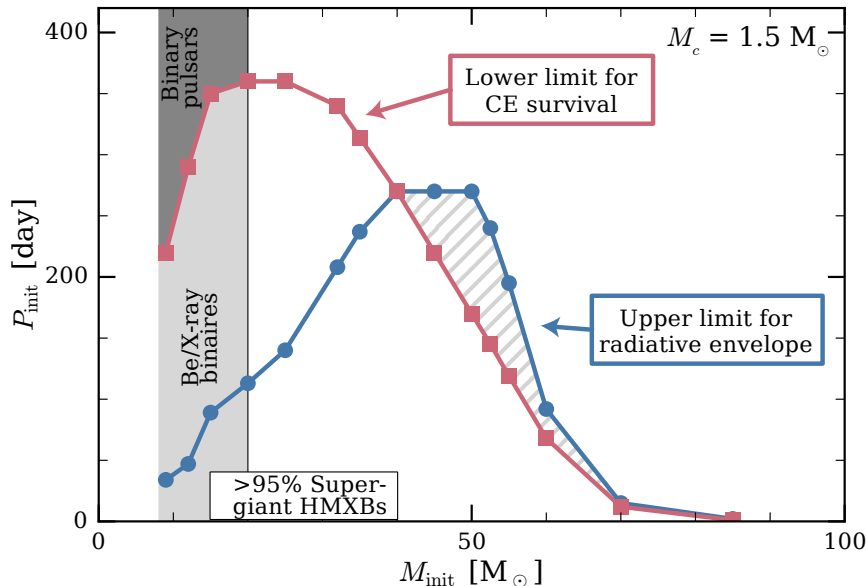


Figure 2. Upper limiting orbital periods for having a donor star with a radiative envelope (blue line, circles, as explained in section 2.3), together with the formal lower limiting orbital periods for surviving CE evolution (red line, squares, as explained in section 3.1). This diagram shows the case of a $1.5 M_{\odot}$ neutron star companion (see figure 3 for more massive companions). In all cases considered here the mass ratio between donor and accretor is so large ($q > q_{\text{limit}} = 3.5$) that Roche-lobe overflow is expected to be unstable and lead to CE evolution, irrespective of whether the donor has a radiative envelope. Only systems with periods larger than the limiting period for CE-survival (above the red curve) are expected to survive spiral in and avoid coalescence. A small region of the parameter space allows for radiative donors that may survive CE inspiral (gray hashed region), but this is limited to donors with masses above $40 M_{\odot}$. The typical orbital periods and donor masses of the observed supergiant HMXBs and the Be-HMXBs are indicated. Over 95% of the NS-supergiant HMXBs do not survive SS433-like spiral in, and only the Be-HMXBs with very long orbital periods survive CE evolution and can be progenitors of binary pulsars.

see Taam 1996; Portegies Zwart & Spreeuw 1996; Dewi et al. 2005).

While none of the systems in the radiative-donor regime with a $1.5 M_{\odot}$ neutron star survives the mass transfer, the systems with a $5 M_{\odot}$, $10 M_{\odot}$ and $15 M_{\odot}$ compact companion star (black hole), in the blue-colored parts of figure 3, do survive SS433-like mass transfer and can produce helium-star binaries with relatively short orbital periods: WR/X-ray binaries.

It should be kept in mind that for the case with a $5 M_{\odot}$, $10 M_{\odot}$ and $15 M_{\odot}$ compact star, the donors which we consider, overflow their Roche lobes after leaving the main sequence, which means that they evolve according to case B of close binary evolution (Kippenhahn & Weigert 1990). The lower limit for the orbital period for this case is about one week.

An example of a system that will survive SS433-like evolution is Cygnus X-1 (which has 5.6 day orbital period, a $14.8 \pm 1.0 M_{\odot}$ black hole and a $19.2 \pm 1.9 M_{\odot}$ donor, which according to its luminosity must have started out as a $30 M_{\odot}$ star (Orosz et al. 2011). After SS433-like mass transfer the donor in Cygnus X-1 will leave a helium star of about $10 M_{\odot}$, which might either leave a neutron star or a low-mass black hole, with an orbital period of about 9 days, depending on the direction and magnitude of the birth kick of the compact object. So Cyg X-1 will not terminate as a close system. In figure 1 the expected future evolution of its orbit is depicted.

3 COMMON ENVELOPE EVOLUTION

3.1 Lower limiting orbital periods for surviving CE evolution

Systems with orbital periods above the upper-limit line for radiative envelope in figures 2 and 3 will have convective envelopes and will, when their donor stars overflow their Roche lobes, go into CE evolution and spiral in, as described e.g. by Tutukov & Yungelson (1993), Portegies Zwart & Verbunt (1996), Lipunov et al. (1997) and later papers and recently by Belczynski et al. (2016). The same holds for systems with donors in the radiative region and mass ratios larger than about 3.5. We use here the formalism for the orbital change in the case of CE evolution as given by Webbink (1984) and de Kool (1990), which yields a ratio of the final and initial orbital radii a_f and a_i , respectively, given by:

$$a_f/a_i = \frac{M_{\text{core}} M_c / M_{\text{donor}}}{M_c + 2M_{\text{env}} / (\alpha_{\text{CE}} \lambda r_L)} \quad (6)$$

where M_{core} is the mass of the helium core of the donor, $M_{\text{env}} \equiv M_{\text{donor}} - M_{\text{core}}$ is the mass of the hydrogen-rich envelope of the donor at the moment when Roche-lobe overflow begins, α_{CE} is the so-called “efficiency factor” of CE evolution which indicates the efficiency with which the release of orbital gravitational binding energy that occurs during spiral in of the compact star towards the core of the donor is converted into kinetic energy required to eject the common envelope, λ is a parameter that depends on the stellar mass density distribution and r_L is the ratio of the Roche-lobe

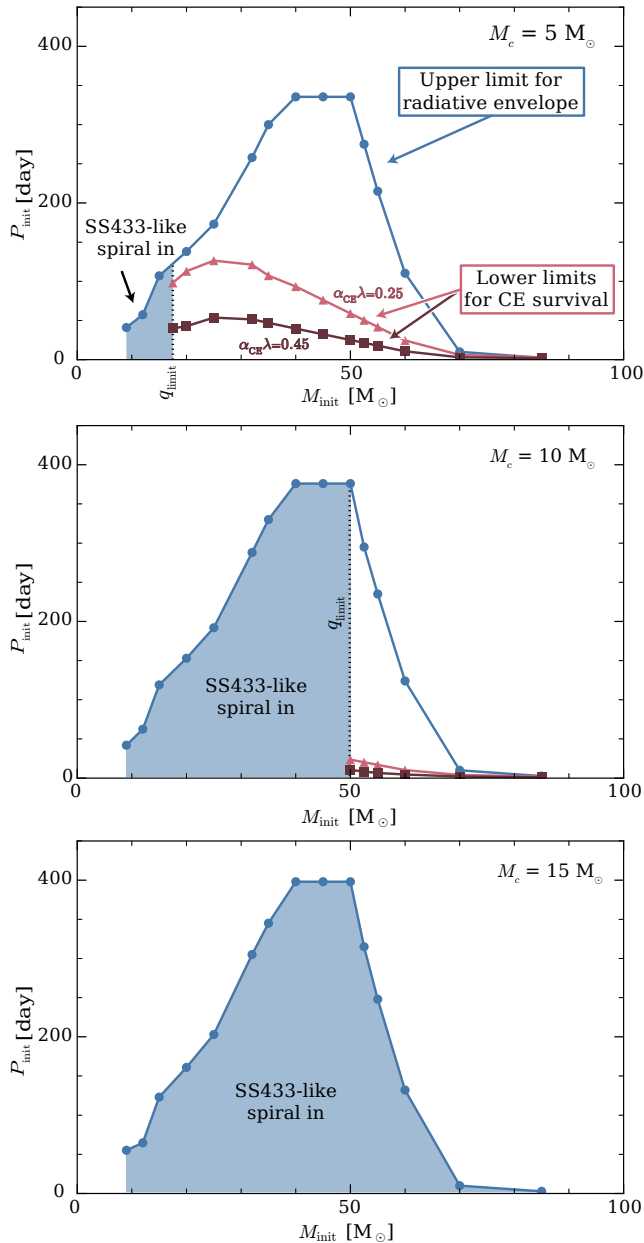


Figure 3. Blue shaded region indicates systems that are expected to undergo stable mass transfer from a radiative donor and survive a “SS433-like spiral in”. Top, middle and bottom panel show the range for a black-hole companion with a mass $M_c = 5$, 10 and 15 M_\odot , respectively. (Compare with figure 2, where we showed the case of a $M_c = 1.5 M_\odot$ neutron star companion). The region is bound by the condition that the mass ratio between the donor and the compact object is not too extreme, i.e. smaller than $q_{\text{limit}} = 3.5$ (vertical dashed gray line). Systems in the part to the right of the blue region will go into CE evolution. The upper limiting period for mass transfer from a donor with a radiative envelope (blue line with circles, see section 2.3) and the the lower-limiting orbital-period curves for survival of CE evolution as WR/X-ray binaries are shown for two values of the CE parameters (light and dark red lines, see section 3.1).

radius R_L and the orbital radius a_i at the onset of CE evolution. The value of r_L is typically of order 0.5. There are many factors that influence the precise value of the product $\alpha_{\text{CE}}\lambda$, such as energy sources like recombination energy and accretion energy release (e.g. see the discussion in Tauris & van den Heuvel 2006; Portegies Zwart 2013, and in Ivanova et al. 2013; Kruckow et al. 2016). We assume here two values of the common envelope efficiency: $\alpha_{\text{CE}} = 0.5$ and $\alpha_{\text{CE}} = 0.9$ (e.g. Taam 1996, $r_L = 0.5$, and - while we know this an oversimplification - for our calculations we assume $\lambda = 0.5$). To calculate the outcome of CE evolution for stars in the mass range 10 to 85 M_\odot we used the rotating evolutionary models for solar metallicity of Ekström et al. (2012). These models were calculated with stellar wind mass loss, such that at the end of core-hydrogen burning, when the stars leave the main sequence, their masses are lower than their initial values, and the mass of the helium core is known. Using for M_{donor} then these reduced post-main-sequence masses, and the corresponding M_{core} values, one can calculate, for given values of M_c and of the combination $\alpha_{\text{CE}}\lambda r_L$, what the values of the ratio a_f/a_i will be. Given the mass M_{core} of the helium core one knows the radius of this helium star (for these we used the interpolation formula from Onno Pols given in Tauris & van den Heuvel 2006). Together with the mass M_c of the compact star this radius gives the minimum final orbital radius a_f for systems that survive CE-evolution, as the helium star is not allowed to be larger than its Roche-lobe radius in the final system. If a_f would be smaller than this minimum value, the system does not survive and merges.

Using the above-given values of $\alpha_{\text{CE}}\lambda$ and r_L , and the values of a_f/a_i calculated according to the above given recipe for each initial donor mass and M_c , one can then calculate the lower-limits to the initial orbital radii a_i required for the systems to survive CE evolution. These a_i values give one also the minimum initial orbital periods for surviving CE evolution, as a function of initial donor mass and M_c .

In figure 2 the lower limiting period curve for survival of CE evolution for $\alpha_{\text{CE}} = 0.5$ is indicated for systems with a neutron star companion with $M_c = 1.5 M_\odot$. For the case of $M_c = 5 M_\odot$, 10 M_\odot and 15 M_\odot , the calculated lower limiting period curves for CE evolution with the above-given values of $\alpha_{\text{CE}}\lambda = 0.25$ and 0.45 are given. (The latter value was derived from orbits of post-CE binaries by Portegies Zwart & Verbunt 1996). Systems above these curves in the parts of the panels in figure 3, to the right of the blue-colored regions are expected to survive CE-evolution as WR/X-ray binaries with short orbital periods.

3.2 Examples of the future evolution of some well-known WR+O spectroscopic binaries: formation of close WR X-ray binaries and of double black holes

Table 1 shows as an example how we expect six well-known observed massive WR+O spectroscopic binaries with well-determined masses and orbital periods to evolve in the future. The masses and orbital periods of these systems were taken from the catalogue of van der Hucht (2001). We have calculated the future evolution of these systems semi-empirically according to a recipe given in the Appendix. Columns 2, 3 and 4 list the observed parameters of the sys-

tems. Column 5 lists the masses of the components after the WR star has terminated its evolution and has become a black hole, and subsequently the companion has evolved for 3 million years to leave the main sequence and start Roche-lobe overflow. We calculated the masses in column 5 by taking into account the wind mass-loss of both stars, and by assuming that at the end of the life of the Wolf-Rayet star as a WC-type star, 90% of the mass of the WC star disappeared into the black hole (cf. Heger 2012), meaning that just only the gravitational binding energy is lost. As there is no mass lost, we have assumed that the black holes did not receive an natal kick. We calculated how the orbits changed due to the wind mass loss and the core-collapse gravitational-mass loss, and assumed that after this the orbits tidally synchronized again. We then assumed the O-type companions of the BHs still to live another 3 million years as core-hydrogen burning stars, losing mass by stellar wind in this period. We subsequently calculated the spiral in of the resulting HMXB consisting of the O-star and the BH, using the SS433-type of spiral in. This resulted into the WR+BH systems with masses and orbital periods listed in columns (6) and (7), respectively. One notices that several of these WR X-ray binaries have orbital periods of order 1 to 2 days, and that their compact stars are black holes. After taking account of the wind mass loss of the WR stars in these systems during their further evolution and, again assuming that 90 per cent of the mass of the final WC star disappears into the black hole, one obtains masses and orbital periods of the double black hole binaries resulting from these systems listed in columns 8 and 9, respectively. One observes from this table that some well-known WR+O spectroscopic binaries with orbital periods of order one week can produce close WR+BH X-ray binaries, and subsequently produce close double black hole binaries. Since the first four systems in Table 1 have a mass ratio of donor and black hole before spiral-in mass transfer very close to the 3.5 limit, it is not completely sure whether the mass transfer from the radiative envelope will not become unstable. To mark this uncertainty, we have put a colon after the post-spiral-in orbital periods in Table 1. For the last two systems in Table 1 the mass ratio before spiral-in is below 3.5 and the transfer is expected to certainly be stable. These systems, however, do not leave close WR/X-ray binaries, and also not close double black holes. They leave WR/X-ray binaries resembling the one observed system with an orbital period of about 8 days, mentioned in the Introduction. In the case of the first four systems in Table 1: if their mass transfer becomes unstable, a Common Envelope will form and the outcome of the evolution must be calculated using equation 6. It turns out that with the above assumed value of $\alpha_{\text{CE}} \lambda = 0.25$, all these four systems do not survive CE-evolution and will merge, as the Roche-lobe radius of the post-CE helium star is smaller than the radius of this star. It is, however, very well possible that the value of $\alpha_{\text{CE}} \lambda$ is larger than 0.25. Using the value $\alpha_{\text{CE}} \lambda = 0.45$ derived by Portegies Zwart & Verbunt (1996), three of the top-four systems in Table 1 will still merge, but the system of WR97 will survive and produce a WR/X-ray binary with an orbital period of ~ 2.45 hours, which will produce a double BH with orbital period ~ 4.3 hours.

In Table 2 we give three examples of known WR+O binaries that will produce BH-HMXBs with ratio of donor mass to BH mass < 3 and with $\alpha_{\text{CE}} \lambda = 0.45$ survive CE

evolution as very close WR/XRBs and subsequently, very close double BHs.

One sees that the orbital periods of WR/XRBs produced by stable Roche lobe overflow are systematically considerably larger than those produced by CE evolution.

4 CONTRIBUTION OF MASSIVE BINARIES WITH RELATIVELY SHORT ORBITAL PERIODS TO THE PRODUCTION OF CLOSE DOUBLE BLACK HOLES

In order to estimate the galactic formation rate of double black holes from the channel discussed here, we just give an order of magnitude estimate. In a later paper we will make more refined estimates by means of binary population synthesis. We consider here the number of stars in the Galaxy with masses larger than $25 M_{\odot}$, as these are the stars that are expected to produce WR stars (see section 1).

Reed (2000) estimated the number of O-B2 stars in the Galaxy as 60 000. As the mass of a B2 main-sequence star is $10 M_{\odot}$, one finds that with a Salpeter IMF, combined with a massive star lifetime proportional to $(M)^{-2}$, that there are about 3000 stars more massive than $25 M_{\odot}$ in the Galaxy. One obtains about the same number if one assumes the number of 6000 O-stars in the Galaxy estimated by Roberts (1957), taking into account that main-sequence O-stars have masses upwards from $20 M_{\odot}$. However, this number of 3000 stars cannot be correct, because the number of WR stars in the Galaxy is already at least 2000. van der Hucht et al. (2003) estimates this number to be even as large as 6500. This is probably an overestimate, but the new 2016 WR catalogue of Paul Crowther¹, which is an update of van der Hucht (2001), lists 634 WR stars of which of order 500 are in our Galaxy. Assuming the incompleteness factor of this catalogue for our Galaxy to be at least a factor of 4 (as interstellar extinction obscures a considerable number of the stars at large distances, despite the large intrinsic brightness of WR stars), the total number of WR stars in our Galaxy is at least 2000. Since WR stars live about 10 per cent of the 4 million years lifetime of their O-star progenitors, one then expects, in a steady state of star formation, the number of O-stars more massive than $25 M_{\odot}$ in the galaxy to be at least 20 000: some 7 times larger than the above-cited earlier estimates. We will assume here that the number of stars more massive than $25 M_{\odot}$ in the Galaxy is 20 000.

Sana et al. (2012) find that the percentage of interacting binaries among massive stars is close to 100 per cent. From the orbital period distribution of 50 unevolved O-type spectroscopic binaries that these authors determined, one sees that some 9 have orbital periods between 7 and 20 days. These are expected to evolve following Case B of close binary evolution. About 50 per cent of the binaries have mass ratios > 0.5 , such that they evolve with close to conservative mass transfer, producing WR+O binaries with orbital periods in the range roughly between 7 and 40 days, which produce in the end two black holes that do not differ much in mass. So, in total 9 per cent (50 per cent of 18 per cent) of the massive stars produce WR+O binaries with relatively short orbital

¹ www.pacrowther.staff.shef.ac.uk/WRcat

Table 1. Anticipated future evolution of six well-observed WR+O binaries with short orbital periods. The WR stars and O-stars in these systems are sufficiently massive to leave black hole remnants. The ways how the masses of these black holes (bold-print numbers) were calculated are explained in the text. It is assumed that the resulting O+BH systems will spiral-in following the SS433-recipe. In the four first systems, the mass ratio of O-donor and BH is very close to 3.5, such that it is not fully certain that the mass transfer will be stable (see text). To indicate this uncertainty, a colon was placed after the short orbital periods of the resulting WR-XRBs. Assuming this mass transfer indeed to be stable, the masses of the double black holes, with their orbital periods, indicated in the last two columns, will result.

| Name | Spectrum | Observed | | HMXB at RLOF | WR/X-ray binary | Double black hole | | |
|--------|-------------|--------------|---------------------------|---------------------------|---------------------------|-------------------|---------------------------|--------------|
| | | P [day] | Masses [M_{\odot}] | Masses [M_{\odot}] | Masses [M_{\odot}] | P [day] | Masses [M_{\odot}] | P [day] |
| WR 127 | WN3 + O9.5V | 9.555 | 17 + 36 | 9.6 + 33 | 9.6 + 13.6 | 1.66: | 9.6 + 8.0 | 2.88 |
| WR 21 | WN5 + O4-6 | 8.255 | 19 + 37 | 10.2 + 34 | 10.2 + 14.1 | 1.76: | 10.2 + 8.5 | 2.97 |
| WR 97 | WN5 + O7 | 12.59 | 23 + 41 | 11.1 + 38 | 11.1 + 16.2 | 2.98: | 11.1 + 9.5 | 5.23 |
| WR 62a | WN5 + O5.5 | 9.145 | 22 + 40.5 | 10.8 + 37 | 10.8 + 16.1 | 1.81 | 10.8 + 9.5 | 3.18 |
| WR 42 | WC7 + O7V | 7.886 | 14 + 23 | 10.4 + 22 | 10.4 + 8.0 | 13.75 | 10.4 + 5.0 | 18.6 |
| WR 47 | WN6 + O5V | 6.2393 | 51 + 60 | 18.1 + 46 | 18.1 + 25.8 | 7.96 | 18.1 + 11.4 | 17.8 |

Table 2. Anticipated future evolution of three examples of well-observed WR + O binaries that will produce BH-HMXBs, which, if they evolve with CE evolution, will survive and not merge. The bold-printed have the same meanings as in table 1. Of the four systems in the upper part of table 1, only the system resulting from WR 97 will survive this CE evolution, the other three will merge in the case of CE-evolution. Further explanation the text.

| Name | Spectrum | Observed | | HMXB at RLOF | WR/X-ray binary | Double black hole | | |
|--------|--------------|--------------|-----------------------|-----------------------|-----------------------|-------------------|---------------------------|---------------|
| | | P [day] | Masses M_{\odot} | Masses M_{\odot} | Masses M_{\odot} | P [hour] | Masses [M_{\odot}] | P [hour] |
| WR 30 | WC6 + O7V | 18.82 | 16 + 34 | 11.9 + 32.4 | 11.9 + 12.5 | 2.94 | 11.9 + 7.7 | 5.06 |
| WR 97 | WN5 + O7 | 12.59 | 23 + 41 | 11.1 + 38 | 11.1 + 16.2 | 2.45 | 11.1 + 9.5 | 4.30 |
| WR 113 | WC8 + O8-9IV | 29.70 | 13 + 27 | 9.9 + 25.8 | 9.9 + 9.1 | 4.02 | 9.9 + 5.5 | 6.12 |

periods, between 7 and 40 days. This 9 per cent means: 1800 O-type binaries, which produce - in a steady state- at any time 180 WR+O binaries (as the lifetime of WR stars is 10 per cent of the lifetime of O-stars), which then produce a steady population 1350 BH+O binaries (assuming the post-mass-transfer O-star companions to live 3 million years on the main sequence). The X-ray lifetime of the latter systems (when the O-stars have left the main sequence and almost fill their Roche lobe and produce a strong stellar wind) is of order 50 000 to 100 000 years, such that in a steady state there will be between 22 and 45 BH-HMXBs in our Galaxy. (Notice that this number predicts - with an even spread of these HMXBs throughout the Galactic disk with a radius of 14 Kpc- that there should be about 0.5 to 1 BH-HMXBs within 2 kpc from the Sun. We do, indeed, observe one such system within 2 Kpc from the sun: Cygnus X-1). The BH+O binaries in which the mass ratio of O-star and BH is < 3.5 , are expected to evolve later in life according to the SS433-mode of spiral after their X-ray binary phase. Figure 4 suggests, with a $10 M_{\odot}$ BH companion, that perhaps about 10 per cent of the BH+O systems are located in the blue region of the diagram and make WR/X-ray binaries by “isotropic re-emission” mass transfer. Of the remaining systems, with mass ratios > 3.5 , which go into CE evolution, some 10 per cent may have orbital periods long enough to survive CE (as illustrated by tables 1 and 2 and figure 4) with very short orbital periods, of less than a day. Assuming thus that some 10 per cent of the BH+O binaries survive as WR/X-ray bi-

naries - half of them with very short orbital periods- this amounts to 135 of the BH+O systems present in a steady state. As the WR/X-ray binaries live 7.5 times shorter than the 3 million year lifetime of their progenitors, one expects in a steady state at any time 18 WR/X-ray binaries to be present in our Galaxy, half of them with periods less than a day. These systems will produce double black holes with typical masses around $10 M_{\odot}$, half of them with orbital periods less than a day, which will merge within a Hubble time. With 9 such WR-systems with a typical lifetime of 400 000 years one expects this merger rate in the Galaxy to be of order once per 50 000 years.

If we compare the predicted number of WR/X-ray binaries in our Galaxy with the observations, we notice that we know only one such system in our Galaxy: Cygnus X-3, which has an orbital period of 0.2 days. This system is an extremely strong X-ray source, with an X-ray luminosity $> 10^{38} \text{ erg s}^{-1}$. It is close to the Galactic plane, at a distance of about 10 kpc, behind 3 spiral arms, as determined from 3 different HI-absorption lines during its giant radio outbursts. The X-ray luminosity of a wind-accreting system like Cyg X-3 is proportional to $v^{-4} a^{-2}$, where v is the stellar wind velocity near the compact star and a is the orbital radius. The reason why Cyg X-3 is such a strong X-ray source is two-fold: (i) due to the small distance of the compact star from the surface of the WR star, causing it to be in the low-velocity part of the stellar wind, and (ii) its small orbital radius. A WR/X-ray binary with the same masses

of the components, but an orbital period of one day will have a 3 times wider orbit, such that already alone because of this its X-ray luminosity will be an order of magnitude smaller. Since its accretor will also be in a higher-velocity part of the wind, its X-ray luminosity will be still smaller than that, probably not more than 10^{36} erg s⁻¹. Therefore, other WR/X-ray binaries in our Galaxy, if they exist, will in general be much less prominent as X-ray sources than Cyg X-3, and due to the large extinction near the galactic plane, hard to distinguish from other types of X-ray sources. It thus seems that our predicted number of such system of about 18 is not ruled out by the observations.

5 DISCUSSION, NEEDED FUTURE WORK, AND CONCLUSIONS

The estimates of the relative importance of this formation channel of double black holes made in the last section are very rough and need, of course, refinement through full binary population synthesis evolution simulations. This is a next step to be carried out. Also, we only considered here evolution with solar metallicity, as the galactic WR binaries are young and therefore have high metallicity. It is obvious that if evolution with lower metallicity would be considered, the outcome could have been quite different, as more massive black holes will be produced due to the weaker stellar wind mass loss during the evolution of massive stars. This is also a refinement that will have to be included in the binary population synthesis models in the future. Further, as mentioned above, it is crucial to make detailed binary evolution calculations for black-hole HMXBs with different mass ratios of donor and accretor, in order to estimate, as a function of donor mass, the precise upper limit of the mass ratio up to which the SS433-like mass transfer from a companion with a radiative envelope can proceed stably. This limit is of crucial importance for estimating the precise birth rate of WR X-ray binaries and double black holes resulting for this type of evolution.

Nevertheless, as we have shown, massive binaries of all kinds of orbital periods may contribute to the formation of close double black hole binaries, and not only the very wide systems that go into Common-Envelope evolution (e.g. see Belczynski et al. 2016), and the very close systems that evolve homogeneously (e.g. see Marchant et al. 2016; de Mink & Mandel 2016).

ACKNOWLEDGMENTS

We thank Thomas Tauris for very useful comments. This work was supported by the Netherlands Research Council NWO (grants #643.200.503, #639.073.803 and #614.061.608) by the Netherlands Research School for Astronomy (NOVA) and by the National Science Foundation under Grant No. NSF PHY11-25915. SdM acknowledges support by a Marie Skłodowska-Curie Action (H2020 MSCA-IF-2014, project id 661502). Part of the numerical computations were carried out on the Little Green Machine at Leiden University.

REFERENCES

- Begelman, M. C., King, A. R., Pringle, J. E. 2006, *MNRAS* , 370, 399
- Belczynski, K., Holz, D. E., Bulik, T., O’Shaughnessy, R. 2016, *Nat* , 534, 512
- Bhattacharya, D., van den Heuvel, E. P. J. 1991, *PhysRep* , 203, 1
- Casares, J., Negueruela, I., Ribó, M., Ribas, I., Paredes, J. M., Herrero, A., Simón-Díaz, S. 2014, *Nat* , 505, 378
- Clayton, D. D. 1968, *Principles of stellar evolution and nucleosynthesis*
- Crowther, P. A. 2007, *ARA&A* , 45, 177
- de Kool, M. 1990, *ApJ* , 358, 189
- de Mink, S. E., Mandel, I. 2016, *MNRAS* , 460, 3545
- Dewi, J. D. M., Podsiadlowski, P., Pols, O. R. 2005, *MNRAS* , 363, L71
- Eggleton, P. P. 1983, *ApJ* , 268, 368
- Ekström, S., Georgy, C., Eggenberger, P., Meynet, G., Mowlavi, N., Wyttenbach, A., Granada, A., Decressin, T., Hirschi, R., Frischknecht, U., Charbonnel, C., Maeder, A. 2012, *A&A* , 537, A146
- Eposito, P., Israel, G. L., Milisavljevic, D., Mapelli, M., Zampieri, L., Sidoli, L., Rodriguez Castillo, G. A. 2015, *MNRAS* , 482, 1112
- Fabrika, S. 2004, *Astrophysics and Space Physics Reviews*, 12, 1
- Grudzinska, M., Belczynski, K., Casares, J., de Mink, S. E., Ziolkowski, J., Negueruela, I., Ribó, M., Ribas, I., Paredes, J. M., Herrero, A., Benacquista, M. 2015, *MNRAS* , 452, 2773
- Heger, A. 2012, in K. Davidson, R. M. Humphreys (eds.), *Eta Carinae and the Supernova Impostors*, Vol. 384 of *Astrophysics and Space Science Library*, 299
- Hillwig, T. C., Gies, D. R., Huang, W., McSwain, M. V., Stark, M. A., van der Meer, A., Kaper, L. 2004, *ApJ* , 615, 422
- Humphreys, R. M., Davidson, K. 1994, *PASP* , 106, 1025
- Hurley, J. R., Pols, O. R., Tout, C. A. 2000, *MNRAS* , 315, 543
- Ivanova, N., Justham, S., Chen, X., De Marco, O., Fryer, C. L., Gaburov, E., Ge, H., Glebbeek, E., Han, Z., Li, X.-D., Lu, G., Marsh, T., Podsiadlowski, P., Potter, A., Soker, N., Taam, R., Tauris, T. M., van den Heuvel, E. P. J., Webbink, R. F. 2013, *A&A Review* , 21, 59
- Kalogera, V., Baym, G. 1996, *ApJL* , 470, L61
- King, A. R., Begelman, M. C. 1999, *ApJL* , 519, L169
- King, A. R., Taam, R. E., Begelman, M. C. 2000, *ApJL* , 530, L25
- Kippenhahn R., Weigert A., 1990, *sse..book*, 192
-] Kruckow, M. U., Tauris, T. M., Langer, N., Szecsi, D., Marchant, P., Podsiadlowski, Ph. 2016, *A&A* , 596, A58
- Lipunov, V. M., Postnov, K. A., Prokhorov, M. E. 1997, *Astronomy Letters*, 23, 492
- Marchant, P., Langer, N., Podsiadlowski, P., Tauris, T. M., Moriya, T. J. 2016, *A&A* , 588, A50
- Nauenberg, M., Chapline, Jr., G. 1973, *ApJ* , 179, 277
- Orosz, J. A., McClintock, J. E., Aufdenberg, J. P., Remillard, R. A., Reid, M. J., Narayan, R., Gou, L. 2011, *ApJ* , 742, 84
- Owocki, S. P. 2015, in J. S. Vink (ed.), *Very Massive Stars in the Local Universe*, Vol. 412 of *Astrophysics and Space*

- Science Library*, 113
- Paczynski, B. 1967, *Acta Astron.*, 17, 355
- Portegies Zwart, S. 2013, *MNRAS*, 429, L45
- Portegies Zwart, S. F., Verbunt, F. 1996, *A&A*, 309, 179
- Portegies Zwart S. F., Spreeuw H. N., 1996, *A&A*, 312, 670
- Raguzova, N. V., Popov, S. B. 2005, *Astronomical and Astrophysical Transactions*, 24, 151
- Reed, B. C. 2000, *AJ*, 120, 314
- Reig, P. 2011, *Ap&SS*, 332, 1
- Roberts, W. S. 1957, *PASP*, 69, 59
- Sana, H., de Mink, S. E., de Koter, A., Langer, N., Evans, C. J., Gieles, M., Gosset, E., Izzard, R. G., Le Bouquin, J.-B., Schneider, F. R. N. 2012, *Science*, 337, 444
- Schaller, G., Schaerer, D., Meynet, G., Maeder, A. 1992, *A&AS*, 96, 269
- Shakura, N. I., Sunyaev, R. A. 1973, *A&A*, 24, 337
- Soberman, G. E., Phinney, E. S., van den Heuvel, E. P. J. 1997, *A&A*, 327, 620
- Taam, R. E. 1996, in J. van Paradijs, E. P. J. van den Heuvel, E. Kuulkers (eds.), *Compact Stars in Binaries*, Vol. 165 of *IAU Symposium*, 3
- Taam, R. E., Sandquist, E. L. 2000, *ARA&A*, 38, 113
- Tauris, T. M. 1996, *A&A*, 315, 453
- Tauris, T. M., van den Heuvel, E. P. J., Savonije, G. J. 2000 *ApJ*, 530, L93
- Tauris, T. M., van den Heuvel, E. P. J. 2006, *Formation and evolution of compact stellar X-ray sources*, 623–665
- Tout, C. A., Aarseth, S. J., Pols, O. R., Eggleton, P. P. 1997 *MNRAS*, 291, 732
- Tutukov, A., Yungelson, L. 1973, *Nauchnye Informatsii*, 27, 70
- Tutukov, A. V., Yungelson, L. R. 1993, *MNRAS*, 260, 675
- van den Heuvel, E. P. J. 1994, in S. N. Shore, M. Livio, E. P. J. van den Heuvel, H. Nussbaumer, A. Orr (eds.), *Saas-Fee Advanced Course 22: Interacting Binaries*, p. 263
- van den Heuvel, E. P. J., De Loore, C. 1973, *A&A*, 25, 387
- van der Hucht, K., Herrero, A., Esteban, C. (eds.) 2003, *A massive star odyssey : from main sequence to supernova : proceedings of the 212th Symposium of the International Astronomical Union held in Costa Teguise, Lanzarote, Canary Islands, 24-28 June 2002*, Vol. 212 of *IAU Symposium*
- van der Hucht, K. A. 2001, *New Astron. Review*, 45, 135
- van Kerkwijk, M. H., Charles, P. A., Geballe, T. R., King, D. L., Miley, G. K., Molnar, L. A., van den Heuvel, E. P. J., van der Klis, M., van Paradijs, J. 1992, *Nat*, 355, 703
- Webbink, R. F. 1984, *ApJ*, 277, 355
- Ziolkowski, J. 2012, *Pub. of Science*, 054
- We assumed an observed WN star to be half-way its WN lifetime, that is: at 35% of its helium star lifetime. Similarly, we assumed observed WC stars to be at 85% of their helium star lifetime, so still to have 15% of this lifetime to go.
 - We assumed their wind mass loss rates over their entire lifetime to correspond to the ones stars of their presently observed WR type. For these rates we used wind mass loss rates 1.4 times lower than assumed by Schaller et al. (1992), for the following reasons: Schaller et al. found for their adopted wind mass loss rates for solar metallicity that even stars up to $120 M_{\odot}$ finished with a mass of only $8 M_{\odot}$. It is evident that this cannot be correct, since the Population I X-ray binary Cygnus X-1 is a $14.8 M_{\odot}$ black hole (Orosz et al. (2011), Ziolkowski (2012)). Assuming some 90 per cent of the final WC star (basically a CO core) to become the black hole (Heger, 2012), the final mass of the WR progenitor of Cyg X-1 must have been $16.4 M_{\odot}$. The formation of a black hole with the mass of Cyg X-1 is possible only if the real wind mass loss rates at solar metallicity are about 1.4 times lower than the ones used by Schaller et al. In that case the progenitor of Cyg X-1 was a star of about $80 M_{\odot}$ with solar metallicity.
 - Also for the O-stars we used wind loss rates of 1.4 times lower than the ones used by Schaller et al. (1992).
 - As total lifetime of the WR stars (massive helium stars) we used 400 000 yrs.

APPENDIX: CALCULATION OF EVOLUTION OF THE OBSERVED WR-BINARY SYSTEMS LISTED IN TABLE 1

To calculate the evolution of the observed WR+O binaries in Table 1, we made the following assumptions:

- On the basis of evolution calculations, we assumed the WR stars to spend 70% of their helium-burning lifetime as a WN star and 30% as a WC star.