

The stochastic queue core problem on a tree

Mehdi Zaferanieh *Jafar Fathali †

Abstract

In this paper, an stochastic queue core problem on a tree, which seeks to find a core in an M/G/1 operating environment is investigated. Let $T = (V, E)$ be a tree, an stochastic queue core of T is assumed to be a path P , for which the summation of the weighted distances from all vertices to the path as well as the average response time on the path is minimized. Some general properties of the stochastic queue core problem on the tree are presented, while an algorithm with $\max\{o(n^2l), o(n^2\log^2(n))\}$ is provided to find the queue l -core on the tree.

Keywords: Location theory, Core, Queueing.

1 Introduction

The problem of finding the core of a tree involves determining a path such that the sum of the weighted distances from all vertices to this path is minimized. Morgan and Slater [16] developed an efficient linear time algorithm to find a core of a tree. Becker et al. [5] and Alstrup et al. [1] presented an $O(n\log^2n)$ time algorithm to find a core on weighted trees whose length is at most l . A branch-and-cut algorithm to find a core of general networks was presented by Avella et al [2].

Zaferanieh and Fathali [20] investigated a semi-obnoxious case on a tree in which some of the vertices are desirable, having positive weights, while the others are undesirable, having negative weights. They proved whenever the weight of tree is negative the core of the tree must be a single vertex, and when the weight of tree is zero there exists a core that is a vertex.

*Department of Mathematics, Hakim Sabzevari University, Tovhid town, Sabzevar, Iran, email: m.zaferanieh@sttu.ac.ir

†Department of Mathematics, Shahrood University of Technology, University Blvd., Shahrood, Iran, email: fathali@shahroodut.ac.ir

The problem of finding a path-center on a tree (i.e. minimizing the maximal distances to all vertices) was considered by Hedetniemi et al. [14] and Slater [17]. The combination of finding a core and a path-center was investigated by Averbakh and Berman [3]. They presented an $O(n \log n)$ time algorithm for the problem on a tree with n vertices.

The stochastic queueing location problem mainly deals with p -median models. In the classical p -median problem, the costumers would travel to the closest fixed new facility to obtain the service required, while in the Stochastic Queue Median (*SQM*) problem. The service providers travel to the costumers to provide the service required.

Kariv and Hakimi [15] proved that the p -median problem is NP-hard on general networks. When the network is a tree they showed the problem can be solved in $O(p^2 n^2)$ time. Tamir [18] improved the time complexity to $O(pn^2)$. For the case $p = 1$, Goldman [13] presented a linear time algorithm. For $p = 2$, an $O(n \log n)$ time algorithm was provided by Gavish and Sridhar [12].

Early work on *SQM* problem was introduced by Berman et al. [8], which analyzed the *SQM* model for the location of a single server on a network operating as an $M/G/1$ queue. Chiu et al. [11] specialized the Berman et al. [8] results for the case of a tree network. The *SQM* was extended to finding the optimal location of a facility with k servers by Batta and Berman [4]. Finding the optimal location of p facilities with cooperation and without cooperation between servers were investigated by Berman and Mandowsky [10] and Berman et al. [9], resectively

Wang et al. [19] considered the problem of locating facilities that are modelled as $M/M/1$ queueing systems. Customers travel to the closest facilities and a constraint is placed on the maximum expected waiting times in all facilities. Berman and Drezner [6] generalized this model by allowing the facilities to host more than one server. To read about other extensions of *SQM* the reader is referred to Berman and Krass [7].

In this paper, the Stochastic Queue Core (*SQC*) problem on a tree is considered. The objective function is to find a path P which minimizes the summation of average response time as well as average distances from clients and manufacturing cost of the path. When a service demand arises from a client, he/she should go to the closest vertex on the path. Then in response to demand, the server travels (if available) along the path to provide the service.

The demands are assumed to arrive according to a homogenous Poisson process. The model from a queueing standpoint is an $M/G/1$ queueing system. It is also assumed the demands are places in a *FCFS* (first come

P	The path between two vertices
$\lambda = \sum_{i=1}^n \lambda_i$	system-wide average rate of arrival demands
$w_i = \frac{\lambda_i}{\lambda}$	fraction of calls originating from demand points i
$w_{T_i} = \sum_{v_j \in T_i} w_j$	the weight of branch T_i
$p(i)$	i th vertex of path P
$d(v_i, v_j)$	length of shortest path between vertices v_i and v_j
$d(P, v) = \min_{u \in P} d(u, v)$	length of shortest path between path P and vertex v
G_i	non-travel related service time at demand i
$s_i(P)$	service time of demand i
$TR_i(P)$	total response time of demand i
$Q_i(P)$	the time that demand i wait in queue
\bar{G}	average non-travel service time
$\bar{S}(P)$	expected service time to a demand for server on the path P
$\bar{S}^2(P)$	second moment of service time to a demand for server on the path P
$\overline{TR}(P)$	expected total response time to a demand for server on the path P
$\overline{Q}(P)$	average queueing delay incurred by a demand for server on the path P

Table 1: The terms that used in the paper.

first served) infinite capacity queue to await service. Applications can be found in the design of high-speed communication networks.

In what follows, some notations and definitions are provided in Section 2. Some properties and a sufficient condition to determine the *SQC* are presented in Section 3. In Section 4, the l -core problem is introduced while in Section 5 an algorithm with time complexity $\max\{o(n^2l), o(n^2 \log^2(n))\}$ is given and some numerical examples are presented.

2 Problem formulation

Let $T = (V, E)$ be a tree, where V is the set of vertices, $|V| = n$ and E is the set of edges. Demands for service occur on the nodes of the tree. Each node v_i generates an independent, Poisson distributed stream of demands at rate of λ_i . Let T_u be a subtree of T including all vertices $v \in T$ such that $d(u, v) \leq d(u_i, v)$ for all vertices while $u_i \in P$. Table 1 contains a glossary of frequently used terms in this paper.

Since the server travels along the path to response the requested services, the position of the server at different times should be estimated. The probability that the server has been located in a typical vertex $p \in P$ is

indicated by $Prob_P(\hat{u} = p)$ and should be stated as follows:

$$Prob_P(\hat{u} = p) = \frac{\sum_{v_i \in T_p} \lambda_i}{\sum_{v_i \in T} \lambda_i} = \sum_{v_i \in T_p} w_i = w_{T_p}.$$

Therefore, the mean distance from the server to a costumer which is located in vertex $p \in P$ is readily computed as follows:

$$\bar{d}_P(\hat{u}, p) = \sum_{p_i \in P} Prob_P(\hat{u} = p(i)) d(p(i), p).$$

When a service demand arises from a client (node), he/she would travel to the closest vertex of the path to get his/her proposed service. Therefore, the client's mean distance to reach the path is considered to be $\bar{d}_1(P) = \sum_{v_i \in T} w_i d(P, v_i)$. The average distance that the server travels to serve the clients is introduced by $\bar{d}_2(P) = \sum_{v_i \in T} w_i \bar{d}_P(u, p(i))$, where $p(i)$ is the closest vertex on the path P to the vertex v_i .

If vt is the *cruising speed*, then the travel time that clients reach the path P and the service time to serve them would be obtained by the following equalities, respectively:

$$\bar{T}_1(P) = \frac{1}{vt} \bar{d}_1(P), \quad \bar{T}_2(P) = \frac{1}{vt} \bar{d}_2(P).$$

Using these definitions the expected service time to response the requested services and the total expected response time to reply all demands by the server on the path P can be calculated as follows, respectively:

$$\bar{S}(P) = \bar{T}_2(P) + \bar{G} = \sum_{v_i \in T} w_i s_i(P) + \bar{G},$$

$$\bar{TR}(P) = \beta(\bar{Q}(P) + \bar{T}_2(P)) + \bar{G} + (1 - \beta)\bar{T}_1(P),$$

where $0 \leq \beta \leq 1$ and $s_i(P)$ is the total service time associated with a serviced demand from node i , represented by the following:

$$s_i(P) = \frac{1}{vt} (\bar{d}_P(\hat{u}, p(i)) + G_i).$$

Here, it is assumed the Poisson arrival requests are served by a server which travels along the path P and given by service distribution $s_i(P)$. In the $M/G/1$ case of queuing theory the inter arrival times and service times of consecutive costumers are assumed to be independent and identically distributed. In the proposed model, first the mean distance from the server to

a customer in vertex $p(i)$, i.e. $\bar{d}_P(\hat{u}, p(i))$ is computed. Then the average distance that the server travels to serve the clients, i.e. $\bar{d}_2(P)$ is calculated. Also the expected of service times on all vertices along the core are considered as the service times, see $\bar{S}(P)$ and $\bar{S}^2(P)$; therefore, the service times of consecutive customers are independent and identically distributed.

If the manufacturing costs are also added to the problem, then the objective function of SQC problem becomes minimizing the following objective function:

$$F(P) = \alpha_1|P| + \alpha_2\overline{TR}(P) = \alpha_1|P| + \alpha_2(\beta(\overline{Q}(P) + \overline{T}_2(P)) + \overline{G} + (1-\beta)\overline{T}_1(P)),$$

where $\alpha_1 \geq 0$ is the manufacturing costs of path, while $\alpha_2 \geq 0$ is the price that should be paid for unit of time. Note that \overline{G} is constant and can be removed, while the other requested terms can be given as follows:

$$\begin{aligned} TR_i(P) &= \beta(Q_i(P) + \frac{1}{vt}\bar{d}_P(\hat{u}, p(i))) + \frac{(1-\beta)}{vt}d(P, v_i) + G_i, \\ \overline{S}^2(P) &= \sum_{v_i \in T} w_i s_i^2(P), \\ \overline{Q}(P) &= \begin{cases} \frac{\lambda \overline{S}^2(P)}{2(1-\lambda \overline{S}(P))} & \text{if } 1 - \lambda \overline{S}(P) > 0 \\ \infty & \text{otherwise.} \end{cases} \end{aligned} \quad (1)$$

3 properties

In this section, properties of the objective function $F(P)$ is investigated. In the rest of this paper, vertex u is assumed to be adjacent to the path P . The following lemma gives a recursion relation to find the first and second moment service time on the path P and consecutively on the path $P' = P \cup \{u\}$.

Lemma 1. *Let P be a path on the tree T , u be a vertex adjacent to the path P and $P' = P \cup \{u\}$ then*

$$\begin{aligned} \overline{S}(P') &= \overline{S}(P) + \frac{2}{vt}w_{T_u}(w(T) - w_{T_u})d(P, u), \\ \overline{S}^2(P') &= \overline{S}^2(P) + \frac{2}{vt}w_{T_u}d(P, u)\overline{S}(P) + \frac{1}{vt^2}w_{T_u}(w(T) - w_{T_u})w(T)d^2(P, u) \end{aligned}$$

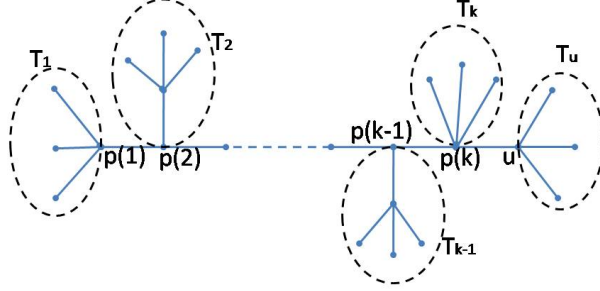


Figure 1: The branches of the path $P : p(1) - p(k)$

Proof Consider Fig 1, and let $T_{p(i)}$ be the branch associated to the vertex $p(i)$, $i = 1, \dots, k$ while T_u be the branch associated to the vertex u . The following equalities hold:

$$\begin{aligned}
s_1(P') &= s_1(P) + \frac{1}{vt} w_{T_u} d(P, u), \\
s_2(P') &= s_2(P) + \frac{1}{vt} w_{T_u} d(P, u), \\
&\vdots \\
s_k(P') &= s_k(P) + \frac{1}{vt} w_{T_u} d(P, u), \\
s_{k+1}(P') &= s_k(P) + \frac{1}{vt} (w_{T_{p(1)}} + \dots + w_{T_{p(k)}}) d(P, u).
\end{aligned} \tag{2}$$

Multiplying both sides of the above equalities by $w_{T_{p(i)}}$ and adding them together yields the following equality:

$$\begin{aligned}
\bar{S}(P') &= \bar{S}(P) + \frac{2}{vt} w_{T_u} (w_{T_{p(1)}} + \dots + w_{T_{p(k)}}) d(P, u) \\
&= \bar{S}(P) + \frac{2}{vt} w_{T_u} (w(T) - w_{T_u}) d(P, u).
\end{aligned}$$

Squaring both sides of the equalities 2, multiplying them by $w_{T_{p(i)}}$ and adding the results together yields the following equality:

$$\begin{aligned}\bar{S}^2(P') &= \bar{S}^2(P) + \frac{2}{vt} w_{T_u} d(P, u) \bar{S}(P) \\ &+ \frac{1}{vt^2} w_{T_u} (w_{T_{p(1)}} + \dots + w_{T_{p(k)}}) (w_{T_{p(1)}} + \dots + w_{T_{p(k)}} + w_{T_u}) d^2(P, u) \\ &= \bar{S}^2(P) + \frac{2}{vt} w_{T_u} d(P, u) \bar{S}(P) + \frac{1}{vt^2} w_{T_u} (w(T) - w_{T_u}) w(T) d^2(P, u).\end{aligned}$$

□

As a result, the queueing delay on the path $P' = P \cup \{u\}$ can significantly be computed, see Corollary 1.

Corollary 1. *Let P be a path on the tree T while $P' = P \cup \{u\}$ and vertex u is adjacent to the path P then:*

$$\bar{Q}(P') = \frac{\lambda(\bar{S}^2(P) + \frac{2}{vt} w_{T_u} d(P, u) \bar{S}(P) + \frac{1}{vt^2} w_{T_u} (w(T) - w_{T_u}) w(T) d^2(P, u))}{2(1 - \lambda(\bar{S}(P) + \frac{2}{vt} w_{T_u} (w(T) - w_{T_u}) d(P, u))} \quad (3)$$

As a result the following property is obtained from the definition of $\bar{T}_1(P)$, Lemma 1 and Corollary 1.

Corollary 2. *Let P and P' be two paths on the tree T such that $P \subset P'$, then the following equalities hold:*

1. $\bar{T}_1(P') \leq \bar{T}_1(P)$, $\bar{T}_2(P) \leq \bar{T}_2(P')$
2. $\bar{S}(P) \leq \bar{S}(P')$, $\bar{S}^2(P) \leq \bar{S}^2(P')$
3. $\bar{Q}(P) \leq \bar{Q}(P')$

Now we are ready to provide a condition to compare the objective function on the path P and $P' = P \cup \{u\}$.

Lemma 2. *Let $P' = P \cup \{u\}$, where P is a path and u is a vertex adjacent to the path P . If $d(P, u) > 0$ and*

$$\alpha_1 + \alpha_2 w_{T_u} \left(\frac{2}{vt} \beta (w(T) - w_{T_u}) - \frac{1}{vt} + \frac{\beta}{vt} \right) > 0 \quad (4)$$

then $F(P') > F(P)$.

Proof The vertices of the path P are assumed to be $p(1), \dots, p(k)$ while $d(P, u) = d(p(k), u)$, see Fig 1. Therefore, the vertices of path P' are $p(1), p(2), \dots, p(k), p(k+1) = u$. The objective function of the path P' can be rewritten as follows:

$$\begin{aligned} F(P') &= \alpha_1|P'| + \alpha_2(\beta(\bar{Q}(P') + \bar{T}_2(P')) + \bar{G} + (1 - \beta)\bar{T}_1(P')) \\ &= \alpha_1|P'| + \alpha_2\beta(\bar{Q}(P') + \bar{S}(P') - \bar{G}) + \alpha_2\bar{G} + \alpha_2(1 - \beta)\left(\frac{1}{vt} \sum_{i=1}^{k+1} \sum_{v_j \in T_i} w_j d(p(i), v_j)\right). \end{aligned}$$

Using Lemma 1

$$\begin{aligned} F(P') &= \alpha_1(|P| + d(P, u)) + \alpha_2\beta(\bar{Q}(P') + \bar{S}(P) + \frac{2}{vt}w_{T_u}(w(T) - w_{T_u})d(P, u) - \bar{G}) \\ &\quad + \alpha_2\bar{G} + \alpha_2(1 - \beta)\left(\frac{1}{v} \sum_{i=1}^k \sum_{v_j \in T_i} w_j d(p(i), v_j) + \frac{1}{vt} \sum_{v_j \in T_u} w_j d(u, v_j)\right) \\ &= \alpha_1(|P| + d(P, u)) + \alpha_2\beta(\bar{Q}(P') + \bar{S}(P) + \frac{2}{vt}w_{T_u}(w(T) - w_{T_u})d(P, u) - \bar{G}) \\ &\quad + \alpha_2\bar{G} + \alpha_2(1 - \beta)\left(\frac{1}{vt} \left(\sum_{i=1}^k \sum_{v_j \in T_i} w_j d(p(i), v_j) + \sum_{v_j \in T_u} w_j (d(p(k), v_j)) - w_{T_u}d(P, u)\right)\right) \\ &= \alpha_1|P| + \alpha_2\beta(\bar{Q}(P') + \bar{S}(P) - \bar{G}) + \alpha_2\bar{G} + \alpha_2(1 - \beta)\left(\frac{1}{vt}\bar{T}_1(P) - w_{T_u}d(P, u)\right) \\ &\quad + \alpha_2\frac{2\beta}{vt}w_{T_u}(w(T) - w_{T_u})d(P, u) + \alpha_1d(P, u) \end{aligned}$$

therefore

$$\begin{aligned} F(P') &= F(P) + \alpha_1d(P, u) + \alpha_2\beta(Q(P') - Q(P)) + \\ &\quad \frac{2\alpha_2\beta}{vt}w_{T_u}(w(T) - w_{T_u})d(P, u) - (1 - \beta)\frac{\alpha_2}{vt}w_{T_u}d(P, u) \\ &= F(P) + \left(\alpha_1 + \frac{2\alpha_2\beta}{vt}w_{T_u}(w(T) - w_{T_u}) - (1 - \beta)\frac{\alpha_2}{vt}(w_{T_u})\right)d(P, u) + \alpha_2\beta(Q(P') - Q(P)) \end{aligned} \tag{5}$$

Since by Corollary 2, $Q(P') > Q(P)$ and $d(P, u) > 0$ then if

$$\alpha_1 + \alpha_2w_{T_u} \left(\frac{2}{vt}\beta(w(T) - w_{T_u}) - \frac{1}{vt} + \frac{\beta}{vt} \right) > 0$$

we conclude $F(P') > F(P)$ which completes the proof. \square

Note that the condition 4 in Lemma 2 is a sufficient but not necessary condition, see Example 1.

Example 1. Consider the tree shown in Fig. 2. The numbers written on edges indicate their lengths while demand rates, weights and service times of vertices are presented in Table 2. Table 3 contains some paths and their corresponding $\bar{T}_1, \bar{T}_2, \bar{Q}$. The head column objective function includes α_1 and β with different values. The other variables are cruising speed $vt = 1$, $\alpha_2 = 1$, $\lambda = 0.34$, $\bar{G} = 0.01$ and $w(T) = 1$.

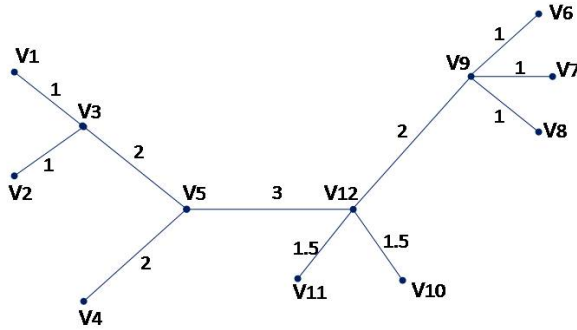


Figure 2: Tree for the Example 1.

vertices	v_1	v_2	v_3	v_4	v_5	v_6	v_7	v_8	v_9	v_{10}	v_{11}	v_{12}
λ_i	0.02	0.03	0.01	0.04	0.03	0.03	0.05	0.02	0.03	0.05	0.02	0.01
$w_i = \frac{\lambda_i}{\lambda}$	0.0588	0.0882	0.0294	0.1176	0.0882	0.0882	0.1471	0.0588	0.0882	0.1471	0.0588	0.0294
G_i	0.01	0.01	0.01	0.01	0.01	0.01	0.01	0.01	0.01	0.01	0.01	0.01

Table 2: The demand rates and service times of vertices in Example 1.

At first consider two paths $P = \{v_5, v_{12}\}$ and $P' = P \cup \{v_9\}$ when $\alpha_1 = \beta = 0.1$. Then $w_{T_9} = 0.3824$ and

$$\alpha_1 + \alpha_2 w_{T_9} \left(\frac{2}{vt} \beta (w(T) - w_{T_9}) - \frac{1}{vt} + \frac{\beta}{vt} \right) = 0.1 - 0.2969 < 0.$$

Despite the fact that condition (4) of Lemma 2 is not satisfied for these two paths, the inequality $F(P) < F(P')$ holds; therefore, this condition is not necessary.

Now consider two paths $P = \{v_5, v_{12}\}$ and $P' = P \cup \{v_9\}$ for the case $\alpha_1 = 0.5$ and $\beta = 0.1$. In this case the condition of Lemma 2 holds,

$$\alpha_1 + \alpha_2 w_{T_9} \left(\frac{2}{vt} \beta (w(T) - w_{T_9}) - \frac{1}{vt} + \frac{\beta}{vt} \right) = 0.5 - 0.2969 > 0$$

path	<i>objective function</i>					
	\bar{T}_1	\bar{T}_2	\bar{Q}	$\alpha_1 = 0$	$\alpha_1 = 0.1$	$\alpha_1 = 0.5$
				$\beta = 0$	$\beta = 0.1$	$\beta = 0.1$
$\{v_1\}$	6.1324	0.0000	0.000017058	6.1424	5.5291	5.5291
$\{v_5\}$	3.9559	0.0000	0.000017058	3.9659	3.5703	3.5703
$\{v_{12}\}$	3.2500	0.0000	0.000017058	3.2600	2.9350	2.9350
$\{v_9\}$	3.7206	0.0000	0.000017058	3.7306	3.3585	3.3585
$\{v_5, v_{12}\}$	2.1029	1.4170	0.7112	2.1129	2.4155	3.6155
$\{v_{12}, v_9\}$	2.4853	0.9446	0.2425	2.4953	2.5655	3.3655
$\{v_8, v_9, v_6\}$	3.5733	0.2716	0.0319	3.5835	3.4565	4.2565
$\{v_1, v_3, v_5\}$	3.5441	0.6920	0.1987	3.5541	3.5888	4.7888
$\{v_5, v_{12}, v_9\}$	1.3382	2.3616	5.0013	1.3482	2.4507	4.4507
$\{v_3, v_5, v_{12}\}$	1.7500	1.9983	2.4618	1.7600	2.5310	4.5310
$\{v_3, v_5, v_{12}, v_9\}$	0.9853	2.9429	∞	0.9953	∞	∞

Table 3: The objective functions of some paths in Example 1.

and also $F(P) < F(P')$.

Note that in the case $\alpha_1 = \beta = 0$ the problem is equivalent to the path-median problem.

4 Queue l-core problem

In this section, the queue l -core problem is investigated in which finding a path P with fixed length l that should be shifted between two end vertices is the main problem. At first the variation of function $s_i(P) = \frac{1}{vt}(\bar{d}_P(\hat{u}, p(i)) + G_i)$ is verified when the position of path P is changed between two end vertices v_1 and v_2 . For simplicity, in the rest of this paper it's assumed $G_i = 0$, $\alpha_1 = 0$ and $\alpha_2 = 1$.

Lemma 3. Let \bar{v}_1 and \bar{v}_2 be two end vertices, and P be a path with fixed length l that is shifted between two vertices \bar{v}_1 and \bar{v}_2 by step size d . Then

$$s_i^{new}(P) = \begin{cases} s_i(P) - \frac{1}{vt}(w_{T_{p(2)}} + \dots + w_{T_{p(k)}})d & \text{if } i = 1 \\ s_{i+1}(P) - \frac{1}{vt}(w_{T_{p(1)}} - w_{T_{p(k+1)}})d & \text{if } i = 2, \dots, k-1 \\ s_i(P) + \frac{1}{vt}(w_{T_{p(2)}} + \dots + w_{T_{p(k)}})d & \text{if } i = k \end{cases} \quad (6)$$

Proof. The proof is straightforward, if we consider a path in two consecutive cases, where the path P is shifted by step size d , then the above relations hold. \square

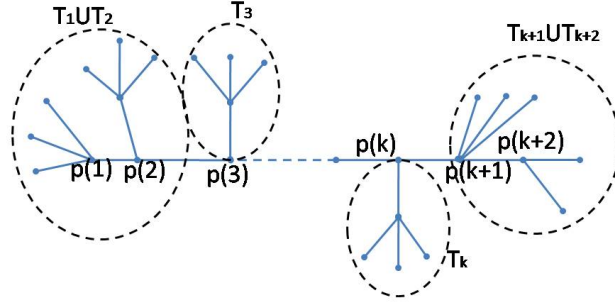


Figure 3: Tree for the Lemma 4.

Corollary 3. Let \bar{v}_1 and \bar{v}_2 be two end point vertices. If the path P is shifted between these two vertices then $\bar{S}(P)$ and $\bar{S}^2(P)$ can be iteratively computed.

Lemma 4. Let \bar{v}_1 and \bar{v}_2 be two end vertices and also let P be a path with fixed length which is shifted along the path connecting these two vertices. Then $\bar{S}(P)$ is an increasing decreasing function.

Proof. Consider the path $P : p(1) - p(k)$ as depicted in Fig 3. When the path P is shifted from left to right three consecutive cases should be considered. In first case, the weight of branch corresponding to vertex $p(k)$ is $w_{T_{p(k)}} + w_{T_{p(k+1)}} + w_{T_{p(k+2)}}$. In second one, the weight of branch corresponding to vertex $p(2)$ is $w_{T_{p(1)}} + w_{T_{p(2)}}$ and the weight of branches corresponding to the vertices $p(k)$ and $p(k+1)$ are $w_{T_{p(k)}}$ and $w_{T_{p(k+1)}} + w_{T_{p(k+2)}}$, respectively. In third one, the weight of branches corresponding to vertices $p(3)$ and $p(k+2)$ are $w_{T_{p(1)}} + w_{T_{p(2)}} + w_{T_{p(3)}}$ and $w_{T_{p(k+2)}}$. The weight of branches corresponding to all other vertices in these three cases remain unchanged. The mean service time functions corresponding to these three cases are represented as $\bar{S}^1(P)$, $\bar{S}^2(P)$ and $\bar{S}^3(P)$, respectively.

$$\begin{aligned}
\bar{S}^1(P) &= \frac{2}{vt} [w_{T_{p(1)}} \sum_{i=2}^{p(k-1)} w_{T_{p(i)}} d(p(i), p(1)) + w_{T_{p(2)}} \sum_{i=3}^{k-1} w_{T_{p(i)}} d(p(i), p(2)) + \dots \\
&\quad + w_{T_{p(k-2)}} \sum_{i=k-1}^{k-1} w_{T_{p(i)}} d(p(i), p(k-2)) \\
&\quad + (w_{T_{p(k)}} + w_{T_{p(k+1)}} + w_{T_{p(k+2)}}) \sum_{i=1}^{k-1} w_{T_{p(i)}} d(p(i), p(k+1))] \\
\bar{S}^2(P) &= \frac{2}{vt} [(w_{T_{p(1)}} + w_{T_{p(2)}}) \sum_{i=3}^k w_{T_{p(i)}} d(p(i), p(2)) + w_{T_{p(3)}} \sum_{i=4}^k w_{T_{p(i)}} d(p(i), p(3)) + \dots \\
&\quad + w_{T_{p(k-2)}} \sum_{i=k-1}^k w_{T_{p(i)}} d(p(i), p(k-2)) + w_{T_{p(k-1)}} \sum_{i=k}^k w_{T_{p(i)}} d(p(i), p(k-1)) \\
&\quad + (w_{T_{p(k+1)}} + w_{T_{p(k+2)}}) \sum_{i=2}^k w_{T_{p(i)}} d(p(i), p(k+1))]
\end{aligned} \tag{7}$$

Since the length of path P is fixed value l then in foregoing equations $\bar{S}^1(P)$ and $\bar{S}^2(P)$ we have $d(p(1), p(k)) = d(p(2), p(k+1))$; therefore, by subtracting them the following equation is given:

$$\begin{aligned}
\bar{S}^1(P) - \bar{S}^2(P) &= \frac{2d(p(1), p(k))}{vt} [w_{T_{p(1)}} (w_{T_{p(2)}} + \dots \\
&\quad + w_{T_{p(k)}}) - (w_{T_{p(k+1)}} + w_{T_{p(k+2)}}) (w_{T_{p(2)}} + \dots + w_{T_{p(k)}})].
\end{aligned} \tag{8}$$

If it is supposed $\bar{S}^1(P) - \bar{S}^2(P) > 0$ then the inequality $w_{T_{p(1)}} > w_{T_{p(k+1)}} + w_{T_{p(k+2)}}$ is attained. Moreover, applying the following conclusion:

$$w_{T_{p(1)}} > w_{T_{p(k+1)}} + w_{T_{p(k+2)}} \Rightarrow w_{T_{p(1)}} + w_{T_{p(2)}} > w_{T_{p(k+2)}},$$

the inequality $\bar{S}^3(P) - \bar{S}^2(P) > 0$ holds. □

Corollary 4. *Let the path P be shifted between two end vertices \bar{v}_1 and \bar{v}_2 then the mean service time function $\bar{S}(P)$ is minimized either at \bar{v}_1 or \bar{v}_2 .*

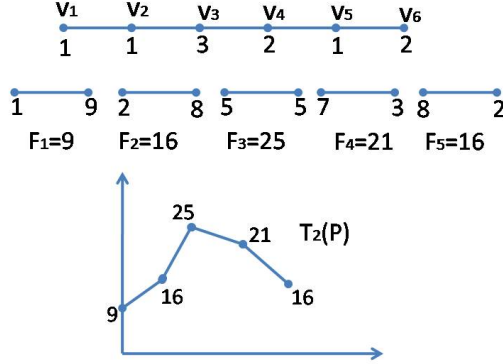


Figure 4: Counter Example 1.

It seems the mean service time function $\bar{S}(P)$ is concave, but the following counter-example shows that this derivation is not true in general.

Example 2. Consider the figure depicted in Fig 4 The length of all edges are equal to one and the weights of vertices are written next to the vertices. The results are illustrated in Fig 4 which shows the function $\bar{S}(P)$, is increasing decreasing (but not concave). The function $\bar{S}(P)$ takes its minimum value at vertex v_1 .

5 Algorithm l-core

In this section, an algorithm to find the stochastic queue l-core is provided. The basic idea is based on finding the best l -core, passing through a vertex q . In order to find the best path P^* passing through the vertex q , it's considered the tree rooted in q and use a bottom up iterative algorithm. In the algorithm, some notations and definitions are required, which are defined below.

Let q be the root of the tree T while $child(q)$ be the set of its children. The parent of an arbitrary vertex v is denoted by $par(v)$ while the subtree rooted at vertex v is shown by T_v . In the algorithm, the notation (v, k, v_1, \dots, v_h) is used as a path whose fixed length is k , started from the vertex v , pass through vertices v_1, \dots, v_{h-1} and terminated either on the edge e_{v_{h-1}, v_h} or on the vertex v_h . Two paths P_1 and P_2 are called adjacent, if their vertices sets are $(v_1, v_2, v_3, \dots, v_{h-1}, v_h)$ and $(v_2, v_3, \dots, v_{h-1}, v_h, v_{h+1})$, respectively.

Algorithm[SQLC]

1. Let the tree T be rooted at the vertex q while the path P whose fixed length is l pass through the vertex q .
2. Let the children set of each vertex v be $child(v) = \{v_1, \dots, v_c\}$.
3. If v is a leaf, set $sum_d(v) = 0$ and $\bar{w}_{down}(v) = w(v)$.
4. For every vertex v of the tree T compute the following values:

$$(a) \bar{w}_{down}(v) = \sum_{i \in T_v} w_i = \sum_{v_i \in child(v)} \bar{w}_{down}(v_i).$$

$$(b) sum_d(v) = \sum_{v_i \in child(v)} \{sum_d(v_i) + d(v, v_i) \bar{w}_{down}(v_i)\}$$

$$(c) sum_d^*(v) = sum_d(v) + \bar{w}_{down}(v) d(v, par(v))$$

5. For each vertex v of tree T and for $k = 0, 1, \dots, l$ do the following:

- (a) If $k = 0$ then set $down_c(v, k) = sum_d(v)$.

- (b) Else for every path (v, k, v_1, \dots, v_h) compute

$$down_c(v, k, v_1, \dots, v_h) = down_c(v, d(v, v_{h-1}), v_1, \dots, v_{h-1}) - \bar{w}_d(v_h)(k - d(v, v_{h-1}))$$

and

- i. If $k < d(v, par(v))$ then $down_c^*(v, k, v_1, \dots, v_h) = sum_d^*(v) - \bar{w}_d(v)(k - d(v, par(v)))$

- ii. Else $down_c^*(v, k, v_1, \dots, v_h) = down_c(v_1, k - d(v, par(v)), v_2, \dots, v_h)$

6. For all end vertices, as v_1 and v_2 , where $d(v_1, v_2) \geq l$ do the following:

- (a) Let $\{P_1, \dots, P_k\}$ be the set of all paths between v_1 and v_2 with length l passing through q those are found by the previous step.

- (b) Let P_i and P_{i+1} for $i = 1, \dots, k - 1$, be two adjacent paths.

- (c) Let the path P_i be represented as, $P_i : v_{i1} - v_{ih_i}$ for $i = 1, \dots, k$.

- i. Set $\bar{S}(P_1) = \bar{S}^2(P_1) = 0$

- ii. For $j = 1$ to h_1 do the following

- A. $\bar{S}(P_1) = \bar{S}(P_1) + \frac{2}{vt} w_{T_{v_{1j}}} (w(T) - w_{T_{v_{1j}}}) d(v_{1j-1}, v_{1j})$.

- B. $\bar{S}^2(P_1) = \bar{S}^2(P_1) + \frac{2}{vt} w_{T_{v_{1j}}} d(v_{1j-1}, v_{1j}) \bar{S}(P_1) + \frac{1}{vt^2} w_{T_{v_{1j}}} (w(T) - w_{T_{v_{1j}}}) w(T) d^2(v_{1j-1}, v_{1j})$.

- (d) For $i = 2$ to k , Compute $\bar{S}(P_i)$ and $\bar{S}^2(P_i)$ as follows:

$$\text{i. } \bar{S}(P_{i+1}) = \bar{S}(P_i) + \frac{1}{vt} (w_{T_{v_{i1}}} - w_{T_{v_{i+1}h_{i+1}}}) (w_{T_{v_{i2}}} + \dots + w_{T_{v_{ih_i}}}) d(v_{i1}, v_{ih_i}).$$

ii. Compute $\bar{S}^2(P_{i+1})$ using equations 6.

7. For each path P_i , $i = 1, \dots, k$ with length l set

$$\text{(a) } \bar{Q}(P_i) = \frac{\lambda \bar{S}^2(P_i)}{2(1 - \lambda \bar{S}(P_i))}.$$

$$\text{(b) } \bar{F}(P) = \bar{Q}(P_i) + \bar{TR}(P_i).$$

8. Returns the path P_h , where $F(P_h) = \min\{F(P_i), i = 1, \dots, k\}$, as the optimal solution.

Theorem 1. *The algorithm SQLC finds the stochastic queue l -core of the tree T in $\max\{O(n^2l), O(n^2 \log^2 n)\}$ time.*

Proof. Step 4 can be done in $O(n)$ time. The main term in step 5 is computing $down_c$ which should be computed for every path with length k . The number of these paths that start from a vertex is at most $O(n)$. Since step 5 runs for $k = 0, \dots, l$ then this step can be done in $O(n^2l)$ time. In step 6 we consider every two end vertices such as v_1 and v_2 , that $d(v_1, v_2) \geq l$. The number of these pairs is $O(n^2)$. Then we should compute $\bar{S}(P)$ and $\bar{S}^2(P)$ for every path P with length l that lies between two end vertices and passes through the root q . Since these paths should pass through the root, number of them for each pair of end vertices is at most $O(h)$ where h is the height of the tree. As Alstrup et al. [1] have been shown the tree can be compressed so that $h = O(\log n)$. The time needed for computing $\bar{S}(P_{i+1})$ and $\bar{S}^2(P_{i+1})$ in part (d) of step 6 is $O(h)$. Therefore step 6 can be done in $O(n^2 \log^2 n)$ time. Step 7 should be run for every path with length l that have been found in the previous steps. Therefore the time complexity of this step does not exceed of those steps 5 and 6. \square

5.1 Numerical examples

In this section, first the stochastic queue l -core of the tree represented in Fig 5 for $l=1,2,\dots,6$ is verified. The algorithm was written in MATLAB and run on a PC with a Pentium IV processor with 1 GB of RAM and CPU 2 GHz. We consider the root of the tree is vertex v_1 .

In Fig 5, the numbers written next to the edge are represented their lengths. The weights of vertices are equal and considered to be $w_i = \frac{1}{num}$, where num is the number of vertices. As the table gives, when the core length and the arrival rate values are raised the delay time goes to infinity.

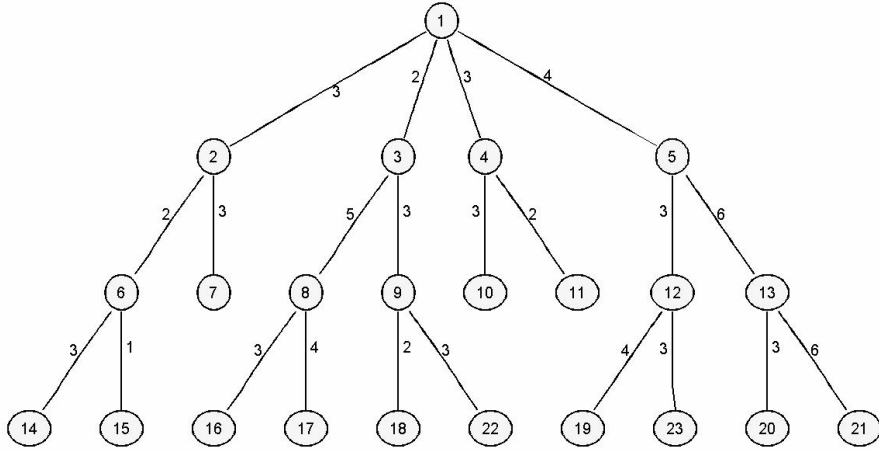


Figure 5: An example.

If it is supposed the arrival rate is a fixed value and the length of the core is increased, generally the objective value increases and may go to infinity. Similarly if it's supposed the length of the core is a fixed value and the arrival rate is increased the objective value increases and may go to infinity.

Next the algorithm run for 12 randomly generated problems. The arcs lengths have been chosen from the set $\{1, \dots, 5\}$ and the number of vertices have been chosen from the set $\{20, 30, 50, 90, 140, 200, 250, 500, 800, 1000, 1200\}$. As the previous example the weights of vertices are all equal and considered to be $w_i = \frac{1}{num}$, where num is the number of vertices.

6 Summary and conclusion

In this paper, an stochastic queue core problem on the tree is investigated when the the core is operated in an $M/G/1$ environment. First some properties for general core on the tree are provided. Then the queue l-core problem is studied and an algorithm having $\max\{o(n^2l), o(n^2 \log^2(n))\}$ time complexity is presented.

References

- [1] Alstrup S., Lauridsen P.W., Sommerlund P., Thorup M. (2001), "Finding cores of limited length", *IT-C Technical Report Series 2000-4*, University of Copenhagen.

	core								
λ	1	2	3	4	5	6	7	8	9
0.1	6.80	6.54	6.33	6.16	6.05	6.02	6.03	6.07	6.13
0.2	6.82	6.62	6.55	6.60	6.70	6.82	6.92	7.06	7.21
0.3	6.85	6.72	6.84	7.01	7.17	7.33	7.54	7.99	8.83
0.4	6.88	6.84	7.02	7.38	7.60	7.88	8.35	9.73	13.26
0.5	6.91	6.95	7.22	7.69	8.03	8.50	9.73	14.37	88.06
0.6	6.95	7.04	7.45	8.07	8.61	9.38	12.58	63.36	∞
0.7	6.99	7.13	7.77	8.59	9.42	10.72	21.97	∞	∞
0.8	7.03	7.23	8.22	9.30	10.67	13.05	∞	∞	∞
0.9	7.03	7.23	8.22	9.30	10.67	13.05	∞	∞	∞
	core								
λ	10	11	12	13	14	15	16	17	18
0.1	6.18	6.24	6.31	6.35	6.41	6.58	6.61	6.83	7.12
0.2	7.37	7.52	7.71	8.43	8.76	10.41	11.09	11.81	18.92
0.3	9.29	9.86	10.55	15.01	17.02	44.86	68.28	136.24	∞
0.4	15.42	18.64	23.83	∞	∞	∞	∞	∞	∞
0.5	∞	∞	∞	∞	∞	∞	∞	∞	∞
0.6	∞	∞	∞	∞	∞	∞	∞	∞	∞
0.7	∞	∞	∞	∞	∞	∞	∞	∞	∞
0.8	∞	∞	∞	∞	∞	∞	∞	∞	∞
0.9	∞	∞	∞	∞	∞	∞	∞	∞	∞

Table 4: The objective values for Example

- [2] Avella P., Boccia M., Sforza A., Vasil'Ev I. (2005), "A branch-and-cut algorithm for the median-path problem", *Computational Optimization and Applications*, 32: 215-230.
- [3] Averbakh I., Berman O. (1999), "Algorithms for path medi-centers of a tree", *Computers & Operations Research*, 26: 1395-1409.
- [4] Batta R., Berman O., (1989). "A location model for a facility operating as an M/G/k queue". *Networks*, 19: 717-728.
- [5] Becker R.I., Chang Y., Lari I., Scozzari A., Storchi G., (2002), "Finding the l-core of a tree", *Discrete Applied Mathematics*, 118: 25-42.
- [6] Berman O., Drezner Z., (2007). "The multiple server location problem". *Journal of the Operational Research Society*, 58: 91-99.

Number of vertices	$\lambda = 0.1, core $			$\lambda = 0.4, core $			$\lambda = 0.8, core $			cpu time
	4	10	16	4	10	16	4	10	16	
20	4.13	4.13	4.80	5.34	∞	∞	6.08	∞	∞	0.20
20	3.74	3.67	4.14	4.38	11.44	∞	5.40	∞	∞	0.19
20	4.83	4.81	5.42	5.80	9.13	∞	6.68	∞	∞	0.21
30	6.95	6.93	7.50	8.91	22.67	∞	∞	∞	∞	0.25
30	7.41	7.61	8.52	14.64	∞	∞	∞	∞	∞	0.26
30	6.87	8.01	8.02	14.09	∞	∞	∞	∞	∞	0.25
50	9.91	9.82	10.28	11.07	∞	∞	11.57	∞	∞	0.76
50	8.21	8.11	8.33	9.11	12.41	∞	10.03	∞	∞	0.60
50	7.29	7.25	7.70	8.26	10.47	∞	10.28	∞	∞	0.54
90	11.96	11.83	11.92	12.69	13.60	14.52	13.38	19.22	∞	3.45
90	11.56	11.46	11.63	12.96	12.63	13.53	12.38	17.86	∞	4.59
90	12.92	12.88	12.99	13.56	14.54	∞	15.98	44.24	∞	4.23
140	15.43	15.38	15.55	22.87	∞	∞	∞	∞	∞	16.48
140	16.48	16.74	17.24	23.92	∞	∞	∞	∞	∞	13.08
140	12.55	12.53	12.69	14.75	16.65	22.91	∞	∞	∞	14.94
200	15.30	15.15	15.43	16.43	∞	∞	16.70	∞	∞	158.60
200	13.87	13.71	8.87	14.63	14.93	17.35	13.85	16.59	∞	144.92
200	12.69	12.60	17.72	13.63	15.16	17.58	13.89	∞	∞	144.55
250	15.36	15.17	15.24	16.49	∞	∞	16.74	∞	∞	231.69
250	14.46	14.72	15.10	21.93	∞	∞	∞	∞	∞	213.91
250	12.50	12.39	12.56	13.48	13.54	33.46	16.72	18.97	∞	200.48
500	18.49	18.52	18.58	20.74	23.32	27.87	∞	∞	∞	383.90
500	20.62	20.64	20.63	20.72	21.56	21.64	35.78	42.39	∞	393.60
500	21.31	22.14	21.34	28.80	28.83	∞	∞	∞	∞	357.10
800	22.57	22.43	23.62	23.64	24.90	∞	27.71	35.18	∞	443.36
800	19.49	19.56	19.82	26.33	∞	∞	∞	∞	∞	452.18
800	18.62	18.53	18.96	19.84	21.69	23.85	21.39	∞	∞	451.74
1000	20.03	20.36	20.48	23.11	25.65	29.12	31.71	∞	∞	673.90
1000	24.30	24.45	24.37	28.23	29.16	34.03	29.64	38.97	∞	684.65
1000	20.53	20.45	21.81	25.60	27.32	33.23	∞	∞	∞	661.28
1200	22.86	22.73	22.34	23.07	∞	∞	29.66	∞	∞	785.61
1200	25.36	25.34	25.81	26.29	27.93	29.43	30.51	45.72	∞	791.45
1200	26.33	26.52	26.74	26.82	28.41	31.12	∞	∞	∞	796.37

Table 5: The objective values for random generated examples

- [7] Berman O., Krass D., Wang J., (2002). "Locating service facilities to reduce lost demand". *Working paper, Rotman School of Management, The University of Toronto.*
- [8] Berman O., Larson R.C., Chiu S., (1985). "Optimal server location on a network operating as an M/G/1 queue". *Operations Research*, 33: 746-771.
- [9] Berman O., Larson R.C., Parkan C., (1987). "The stochastic queue p-median problem". *Transportation Science*, 21: 207-216.
- [10] Berman O., Mandowsky R., (1986). "Location-allocation on congested networks". *European Journal of Operational Research*, 26: 238-250.
- [11] Chiu S.S., Berman O., Larson R.C., (1985). "Locating a mobile server queueing facility on a tree network". *Management Science*, 31:764-772.
- [12] Gavish B., Sridhar S. (1995), "Computing the 2-median on tree networks is $O(n \log n)$ time." *Networks*, 26: 305-317.
- [13] Goldman A.J. (1971), "Optimal center location in simple networks." *Transportation Science*, 5: 212-221.
- [14] Hedetniemi S.M., Cockaine E.J., Hedetniemi S.T. (1981), "Linear algorithms for finding the jordan center and path center of a tree", *Transportation Science*, 15: 98-114.
- [15] Kariv O., Hakimi S. L. (1979), "An algorithmic approach to network location problems. Part II: p-medians." *SIAM J. Appl. Math.*, 37: 539-560.
- [16] Morgan CA, Slater PJ. (1980), "A linear algorithm for a core of a tree", *Journal of Algorithms* 1: 247-258.
- [17] Slater P.J. (1982), "Locating central paths in a graph", *Transportation Science*, 16: 1-18.
- [18] Tamir A. (1996), "An $O(pn^2)$ algorithm for the p-median and related problems on tree graphs." *Operations Research Letters*, 19: 59-64.
- [19] Wang Q., Batta R., Rump C.M., (2002). "Algorithms for a facility location problem with stochastic customer demand and immobile servers". *Annals of Operations Research*, 111: 17-34.

- [20] Zaferanieh M., Fathali J., (2012), “Finding a core of a tree with pos/neg weight”., *Mathematical Methods of Operations Research*.