

New Approach to Spin Dynamics in Broken Inversion Symmetry

H. Y. Kwon, S. P. Kang, and C. Won

Department of Physics, Kyung Hee University, Seoul 02447, Korea

The equation on the spin dynamics has been modified since the effects from the broken inversion symmetry, such as spin current, surface polarization, etc., were considered. Those effects which are not expressed by the effective field make spin dynamics complicate and hard to understand. We investigated a new approach to model the spin dynamics in the system of broken inversion symmetry by introducing an asymmetric and directional spin-spin interaction and deriving the effective fields from them. We unified those effects into the original simple form of Landau-Lifshitz equation using the effective fields. We believe that our model offers new and general approach toward the understanding of spin dynamics, which effectively merges Dzyaloshinskii-Moriya interaction, spin transfer torque and Rashba effect in the Landau-Lifshitz equation. We discussed how our model is applied to spin dynamics and compared our approach with the traditional discussions on spin dynamics.

Introduction. For recent a few years, the magnetic properties and the dynamics of the system of broken inversion symmetry have become one of intensely investigated topics in magnetism studies. When the magnetic moments are located in the environment of broken inversion symmetry, or when the directional preference is applied on the system, the energy and the torque on the magnetic moments include various additional terms such as Dzyaloshinskii Moriya interaction(DMI), spin transfer torque (STT), Rashba torque, spin hall (SH) effect, etc[1-9]. In this paper, we will discuss the general approach how we can deal the broken symmetry of spin-spin interaction by introducing asymmetric and directional interaction in the spin dynamics equation. We discuss how the above consideration affects the spin dynamics of the system and compare how our model fits into the other traditional approaches.

Theory. When the inversion symmetry exists in the system, the interaction constants J do not have directional preferences. When the Hamiltonian is written by $-J \sum_{\langle i,j \rangle} \vec{S}_i \cdot \vec{S}_j$, the effective field from the

exchange interaction on \vec{S}_i is $\vec{H}_{\text{eff},J} = \frac{J}{\mu_0 m} \sum_j \vec{S}_j$, where \vec{S} is the normalized spin vector, J is the

exchange interaction energy, and m is the strength of a magnetic moment. If a spin is in the environment with broken inversion symmetry, DMI interaction is involved with additional energy term

$\sum_{\langle i,j \rangle} \vec{D} \cdot (\vec{S}_i \times \vec{S}_j)$ [10,11]. DMI corresponds to the off-diagonal term in the general interaction matrix \vec{J}

in $-\sum_{\langle i,j \rangle} \vec{S}_i \cdot \vec{J} \cdot \vec{S}_j$, and its effective field can be written by $\vec{H}_{\text{eff},D} = \frac{1}{\mu_0 m} \sum_{ij} \vec{D}_{ij} \times \vec{S}_j$.

Additionally, we propose that one should consider the asymmetric or directional preference of spin-spin interaction, which means a spin may interact more to one side than another side as presented in Fig. 1. For example, assuming there is a spin current flowing in one direction[1-6], the interaction strengths will have a certain directional preference and the interactions from left to right and from right to left may not be identical anymore. Another example can be spins on the edge of the system, which do not have neighbor spins in a direction. The magnetoelastic effects which are related to the lattice

vibration can be another example for directional difference of exchange interaction as well[12]. As represented in Fig. 1(a), we consider that the exchange constants J are differed by δJ , which can have a positive or negative sign by the symmetry broken characteristic.

The effective field caused by the exchange interaction with x -directional broken symmetry is

$$\begin{aligned}
\vec{H}_{\text{eff}, J} &= \frac{1}{\mu_0 m} \left(\left(J + \frac{\delta J}{2} \right) \vec{S}_{i+1} + \left(J - \frac{\delta J}{2} \right) \vec{S}_{i-1} \right) \\
&\cong \frac{1}{\mu_0 m} \left(\left(J + \frac{\delta J}{2} \right) \left(\vec{S} + \frac{\partial \vec{S}}{\partial x} a + \frac{1}{2} \frac{\partial^2 \vec{S}}{\partial x^2} a^2 \right) + \left(J - \frac{\delta J}{2} \right) \left(\vec{S} - \frac{\partial \vec{S}}{\partial x} a + \frac{1}{2} \frac{\partial^2 \vec{S}}{\partial x^2} a^2 \right) \right) \\
&= \vec{H}_{\text{eff}, \delta J=0} + \frac{a \delta J}{\mu_0 m} \frac{\partial \vec{S}}{\partial x}
\end{aligned} \tag{1}$$

, where a is the unit length of the system, The additional effective field term $\delta \vec{H}_{\delta J} = \frac{a \delta J}{\mu_0 m} \frac{\partial \vec{S}}{\partial x}$ is the leading additional effective field for the asymmetric interaction. When the magnitude of spin is constant, $\frac{\partial \vec{S}}{\partial x}$ is perpendicular to the spin direction \vec{S} . Therefore, the direction of the additional effective field is perpendicular to the spin direction, and the spin cannot be at rest under the consideration unless the strength of the $\delta \vec{H}_{\delta J}$ is zero ($\delta J=0$ or \vec{S} is uniform). Thus, this effective field should result in dynamic feature of spins such as DW (Domain Wall) motion or spin wave propagation.

This additional effective field will attribute two additional terms in LL equation; one is related to a precession-like term (spin rotation perpendicular to both of the effective field and spin direction) and another is related to a damping term (spin rotation in the plane of the effective field and spin direction). For general application, we introduce another dimensionless parameter $r_{\delta J}$ for making the difference between the effects on precession and damping motion generated by the $\delta \vec{H}_{\delta J}$. The parameter for gyration $\gamma_{\delta J}$ can be set to be same as γ without losing generality because δJ can be scaled

accordingly($\gamma\delta J = \gamma_{\delta J}\delta J'$). Then, the LL equation including additional effective field due to δJ becomes

$$\frac{\partial \vec{S}}{\partial t} = -\gamma \vec{S} \times \vec{H}_{\text{eff}, \delta J=0} - \lambda \vec{S} \times (\vec{S} \times \vec{H}_{\text{eff}, \delta J=0}) - \gamma \vec{S} \times \delta \vec{H}_{\delta J} - r_{\delta J} \lambda \vec{S} \times (\vec{S} \times \delta \vec{H}_{\delta J}). \quad (2)$$

The third term and fourth terms are reduced to

$$-\gamma \vec{S} \times \delta \vec{H}_{\delta J} = -\gamma \vec{S} \times \frac{a \delta J}{\mu_0 m} \frac{\partial \vec{S}}{\partial x} = -\frac{\gamma a \delta J}{\mu_0 m} \left(\vec{S} \times \frac{\partial \vec{S}}{\partial x} \right) \quad (3)$$

$$-r_{\delta J} \lambda \vec{S} \times (\vec{S} \times \delta \vec{H}_{\delta J}) = r_{\delta J} \lambda \delta \vec{H}_{\delta J} = \frac{r_{\delta J} \lambda a \delta J}{\mu_0 m} \left(\frac{\partial \vec{S}}{\partial x} \right) \quad (4)$$

In the Eq.(4), we used the properties that $\delta \vec{H}_{\delta J}$ is perpendicular to \vec{S} , because \vec{S} varies keeping its magnitude($\vec{S} \perp \delta \vec{S}$).

In the later discussion, we will show that Eq. (3), (4) is related with STT which is causes of domain wall motion induced by spin current. The exchange interaction is involved with

$$\vec{S}_i \cdot \vec{S}_j = S_{i,z} S_{j,z} + \frac{1}{2} (S_i^+ S_j^- + S_i^- S_j^+) \text{ and the later terms with spin ladder operators relate to spin}$$

transfer from j to i or from i to j . Therefore, it is natural to have a directional spin flow if there is asymmetry in exchange interaction. In the case of spin current, it is also natural that the asymmetry in exchange interaction δJ is proportional to the current density and the strength of spin polarization in the current because they cause breaking of inversion symmetry.

In Eq. (2), we included the additional effective field due to $\delta\mathcal{I}$. Naturally, we can consider the asymmetric interaction terms in DM interaction as shown in Fig. 1(b). The effective field due to DM interaction is

$$\begin{aligned}\vec{H}_{\text{eff}, D} &= \frac{1}{\mu_0 m} \left(\left(\vec{D} + \frac{\delta\vec{D}}{2} \right) \times \vec{S}_{i+1} - \left(\vec{D} - \frac{\delta\vec{D}}{2} \right) \times \vec{S}_{i-1} \right) \cong \frac{1}{\mu_0 m} \left(\left(\vec{D} + \frac{\delta\vec{D}}{2} \right) \times \left(\vec{S} + \frac{\partial\vec{S}}{\partial x} a \right) - \left(\vec{D} - \frac{\delta\vec{D}}{2} \right) \times \left(\vec{S} - \frac{\partial\vec{S}}{\partial x} a \right) \right) \\ &= \vec{H}_{\text{eff}, \delta D=0} - \frac{1}{\mu_0 m} \vec{S} \times \delta\vec{D}\end{aligned}\tag{5}$$

, where $\delta\vec{D}$ is the additional vector which is caused by asymmetry of the system. The effective field from $\delta\vec{D}$ is, therefore, $\delta\vec{H}_{\delta D} = -\frac{1}{\mu_0 m} \vec{S} \times \delta\vec{D}$. $\delta\vec{H}_{\delta D}$ is perpendicular to \vec{S} as $\delta\vec{H}_{\delta\mathcal{I}}$ is, and it makes spin not be stationary but be dynamic. The effective field gives additional terms in LL equation. We also introduce another dimensionless parameter $r_{\delta D}$ for the additional effective field.

$$-\gamma \vec{S} \times \delta\vec{H}_{\delta D} = \frac{\gamma}{\mu_0 m} \vec{S} \times (\vec{S} \times \delta\vec{D})\tag{6}$$

$$-r_{\delta D} \lambda \vec{S} \times (\vec{S} \times \delta\vec{H}_{\delta D}) = -\frac{r_{\delta D} \lambda}{\mu_0 m} \vec{S} \times \delta\vec{D}\tag{7}$$

If no specific situation is considered, $\delta\vec{D}$ can have any three-dimensional direction, and the effective field from it can produce the spin dynamics behavior as Rashba effect does in the system with the proper choice of $\delta\vec{D}$.

The Rashba Hamiltonian is $H_R = \alpha(\vec{\sigma} \times \vec{p})$, where α is the Rashba coupling, \vec{p} is the momentum and $\vec{\sigma}$ is Pauli matrix vector[5]. It has an exactly same structure with the additional Hamiltonian caused

by $\delta\vec{D}$ in Eq. (5). Besides, $\delta\vec{D}$ is proportional to \vec{p} , which is naturally deduced because both $\delta\vec{D}$ and \vec{p} are related with how much the inversion symmetry is broken in the system.

The LL equation including the all effective fields is

$$\begin{aligned} \frac{\partial \vec{S}}{\partial t} = & \sum -\gamma \vec{S} \times \vec{H}_{\text{eff}} - \lambda \vec{S} \times (\vec{S} \times \vec{H}_{\text{eff}}) \\ = & -\gamma \vec{S} \times \vec{H}_{\text{eff}0} - \lambda \vec{S} \times (\vec{S} \times \vec{H}_{\text{eff}0}) - \frac{\gamma a \delta J}{\mu_0 m} \left(\vec{S} \times \frac{\partial \vec{S}}{\partial x} \right) + \frac{r_{\delta J} a \lambda \delta J}{\mu_0 m} \left(\frac{\partial \vec{S}}{\partial x} \right) + \frac{\gamma}{\mu_0 m} \vec{S} \times (\vec{S} \times \delta\vec{D}) - \frac{r_{\delta D} \lambda}{\mu_0 m} \vec{S} \times \delta\vec{D} \end{aligned} \quad (8)$$

The equation (8) is transformed into the form of Landau-Lifshitz-Gilbert(LLG) equation on the normalized magnetization vector $\vec{m} (= \frac{\vec{M}}{M_s})$, which is commonly used to study spin dynamics;

$$\frac{\partial \vec{m}}{\partial t} = -\gamma' \vec{m} \times \vec{H}_{\text{eff}0} + \alpha \vec{m} \times \frac{\partial \vec{m}}{\partial t} - u \left(\frac{\partial \vec{m}}{\partial x} \right) + \beta_{\delta J} u \left(\vec{m} \times \frac{\partial \vec{m}}{\partial x} \right) + \gamma' \vec{m} \times \vec{H}_R - \gamma' \beta_{\delta D} \vec{m} \times (\vec{m} \times \vec{H}_R) \quad (9)$$

The relations among the parameters in Eq. (8) and Eq. (9) are

$$u = \frac{\gamma' a}{\mu_0 M_s} \left(\frac{\alpha(1-r_{\delta J})}{1+\alpha^2} \right) \delta J, \quad (9.a)$$

$$\gamma' \vec{H}_R = \frac{\gamma'}{\mu_0 M_s} \left(\frac{\alpha(1-r_{\delta D})}{1+\alpha^2} \right) \delta\vec{D}, \quad (9.b)$$

$$\beta_{\Delta} = \alpha \left(\frac{r_{\Delta} + 1/\alpha^2}{r_{\Delta} - 1} \right), \quad (9.c)$$

with the conventional rule $\gamma' = \gamma(1 + \alpha^2)$ and $\lambda = \gamma\alpha$ which is commonly used in spin dynamics studies. Δ is either δJ or $\delta \vec{D}$, depending on where Δ is applied in Eq. (9).

In the Eq. (9), the first two terms are precession and damping term in the original LLG equation, the next two terms are interpreted as effective terms of STT, and the last two terms can be related with the spin dynamics from Rashba effect.

The third term in Eq.(9) $-u \left(\frac{\partial \vec{m}}{\partial x} \right)$ corresponds to the adiabatic STT, and the u is the adiabatic STT coefficient derived with our parameters, as shown in the Eq. (9.a), and it can be compared with the amplitude of velocity vector \vec{u} which is commonly used in STT study with spin polarized current, $\vec{u} = jPg\mu_B / 2eM_s \hat{j}$, where j is the current density and P its polarization rate. The parameters δJ and $r_{\delta J}$ have the relation $\alpha \delta J (1 - r_{\delta J}) = \frac{\hbar j}{2e a} P$ with j and P . The fourth term in Eq.(9)

$\beta_{\delta J} u \left(\vec{m} \times \frac{\partial \vec{m}}{\partial x} \right)$ corresponds to the non-adiabatic STT. The dimensionless parameter $\beta_{\delta J}$ corresponds to the non-adiabatic spin torque component β in STT study[2]. The origin and the characterizing parameters of β have been studied intensively because it has an important role in either transverse and vortex domain wall dynamics[2, 13-15]. It is known that the β value is related to various reason such as momentum transfer[16,17], spin flip scattering[18], the magnetization gradient[14], The experimentally measured β has a wide range from 0 to 18α and it is possible to be negative[13-15,19-20].

The Fig. 2 shows that how u , H_R and β_{Δ} vary with the parameters r_{Δ} , δD and δJ . We use the material parameters of typical permalloy to plot Fig. 2. $r_{\delta J}$ and δJ for a certain material can be obtained from the relation between u and v . δJ can be obtained from u through the Eq. (9.a). $r_{\delta J}$ is

obtained from the relation $v = \frac{\beta}{\alpha}u = \left(\frac{r_{\delta J} + 1/\alpha^2}{r_{\delta J} - 1} \right)u$. As shown in the Eq.(9.a-c), the additional term

H_R and $\beta_{\delta D}$ which caused by δD have the same linear dependency of r_{Δ} with δJ case.

In Eq. (9.c) and Fig. 2(c), one can see that $\beta_{\Delta} = \alpha$ is the transition condition for the spin dynamics behavior in the viewpoint of using parameter r_{Δ} , because r_{Δ} changes from $-\infty$ to $+\infty$ around $\beta_{\Delta} \sim \alpha$. In the case of 1D current induced DW motion, it is well known that the DW motion types are critically changed from steady motion to precession motion[2]. During that the process, the velocity of DW motion is also critically changed, and the transition behavior is distinguishable depending whether the β is larger than α or not. So, the $\beta = \alpha$ is the transition condition for the dynamic behavior of current induced DW motion, and it is easily understood by our model through because it is the condition for the infinite $r_{\delta J}$.

In our model, the last four terms of Eq. (9) can be expressed as additional spin torque terms containing all effects generated by the directional preference of exchange interaction;

$$\vec{\tau} = -\gamma' \left(\frac{\alpha}{1 + \alpha^2} \right) \sum_{\Delta} (1 - r_{\Delta}) \left(\delta \vec{H}_{\Delta} - \beta_{\Delta} \vec{S} \times \delta \vec{H}_{\Delta} \right) \quad (10)$$

When Δ is δJ , the corresponding torques become the adiabatic and non-adiabatic STT terms and if the Δ is $\delta \vec{D}$, they are related to the Rashba torque.

In our discussion, we obtained those additional terms not from the mechanism of causes but from symmetry discussion. In other words, we do not confine our model to the special case like STT or Rashba effects, so it can be applied on various subjects by choosing proper form of $\delta \vec{H}_{\Delta}$. Though Eq. (9) and (9.a-c) results into the traditional terms in the discussion of STT and Rashba effect subject by applying

constant δJ and $\delta \vec{D}$, there is no reason that the δJ , $\delta \vec{D}$ are restricted to be constants or they can be functions of external conditions breaking inversion symmetry in the system. For example, our model can be expanded to treat the case for the magneto-elastic effect which is generated by lattice vibration through that the δJ , $\delta \vec{D}$ have the form of $\sim e^{i\omega t}$. In a similar way, the approach from our model can be extended to more general causes breaking inversion symmetry of systems, such as external electric field, surface polarization, surficial or interfacial spin environment, spontaneous symmetry breaking etc. Also, our model also includes the cases where the coefficient of adiabatic torque term is zero and the coefficient of non-adiabatic torque term is non-zero with the condition $r_{\Delta} = 1$, $\delta J, \delta \vec{D} \neq 0$. In the case of DW motion studies, this condition means that if the directional preference of exchange interaction can occur for any reason without the spin-polarized current, only the non-adiabatic torque term will be added in LLG equation, and the DW will show the complete non-adiabatic behavior. It implies that the origin of the non-adiabatic coefficient β is not entirely dependent on spin-polarized current, but is due to broken symmetry fundamentally.

Summary. We discussed the effect of broken inversion symmetry on spin dynamics. We extend the LLG equation with the asymmetric and directional spin-spin interaction including both exchange interaction and DMI which results in additional torque terms related with STT and Rashba effect. Developing this theory, we do not require the understanding of the physical origins of the parameters; we only consider the effects of the broken symmetry. Our model offers insightful understanding on the spin dynamics generated by broken inversion symmetry.

ACKNOWLEDGEMENT

This research was supported by a Grant from the National Research Foundation of Korea, funded by the Korean Government (2015R1D1A1A01056971).

REFERENCES

- [1] N. Vernier, D. A. Allwood, D. Atkinson, M. D. Cooke and R. P. Cowburn, *Europhys. Lett.* **65**, pp. 526-532 (2004).
- [2] A. Thiaville, Y. Nakatani, J. Miltat and Y. Suzuki, *Europhys. Lett.* **69** (6), pp. 990-996 (2005).
- [3] O. A. Tretiakov and Ar. Abanov, *Phys. Rev. Lett.* **105**, 157201 (2010).
- [4] I. M. Miron *et al.*, *Nature Mater.* **10**, 419-423 (2011).
- [5] E. Martinez, S. Emori and S. D. Beach, *Appl. Phys. Lett.* **103**, 072406 (2013).
- [6] Volodymyr P. Kravchuk, *J. Magn. Magn. Mater.* **367**, 9-14 (2014).
- [7] L. Liu, O. J. Lee, T. J. Gudmundsen, D. C. Ralph, and R. A. Buhrman, *Phys. Rev. Lett.* **109**, 096602 (2012).
- [8] A. Manchon and S. Zhang, *Phys. Rev. B* **79**, 094422 (2009).
- [9] L. Liu, C. F. Pai, Y. Li, H. W. Tseng, D. C. Ralph, R. A. Buhrman, *Science* **336**, Issue 6081, pp. 555-558 (2012).
- [10] I. Dzyaloshinsky, *J. Phys. Chem. Solids* **4**, 241 (1958).
- [11] T. Moriya, *Phys. Rev.* **120**, 91 (1960).
- [12] X. X. Zhang, N. Nagaosa, arXiv:cond-mat/1608.06362.
- [13] C. Burrowes *et al.*, *Nature Phys.* **6**, 17-21 (2010).
- [14] M. Eltschka, M. Wotzel, J. Rhensius, S. Krzyk, U. Nowak, and M. Klaui, *Phys. Rev. Lett.* **105**, 056601 (2010).
- [15] S. D. Pollard *et al.*, *Nature Comm.* **3**:1028 (2012).
- [16] G. Tatara, H. Kohno, *Phys. Rev. Lett.* **92**, 086601 (2004).
- [17] G. Tatara, H. Kohno, J. Shibata, *J. Phys. Soc. Jpn.* **77**, 031003 (2008).
- [18] S. Zhang, Z. Li, *Phys. Rev. Lett.* **93**, 127204 (2004).
- [19] I. Garate, K. Gilmore, M. D. Stiles, and A. H. MacDonald, *Phys. Rev. B* **79**, 104416 (2009).
- [20] S. Bohlens and D. Pfannkushe, *Phys. Rev. Lett.* **105**, 177201 (2010)

FIGURE CAPTIONS

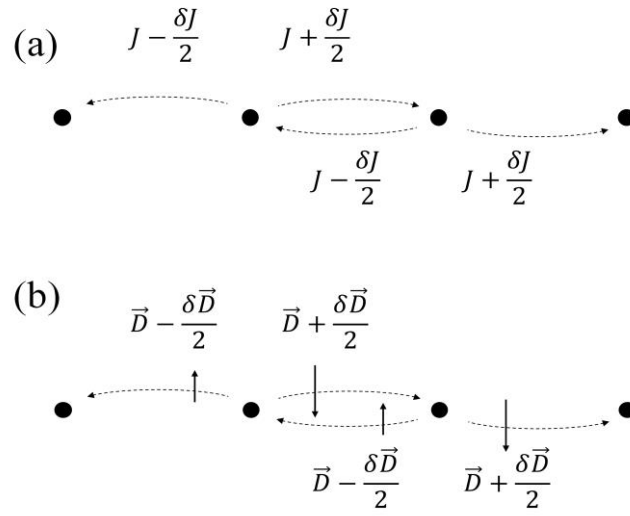


Fig. 1. The schematic illustration of the asymmetric interaction between nearest neighbor spins. (a) is for the case of the exchange interaction, and (b) is for the DM interaction.

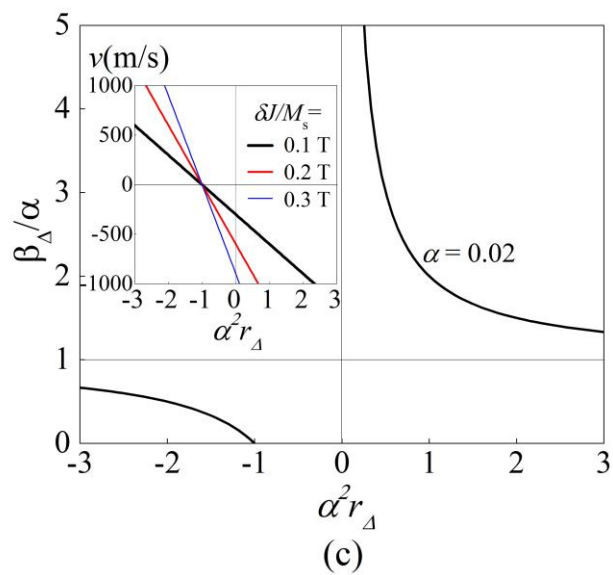
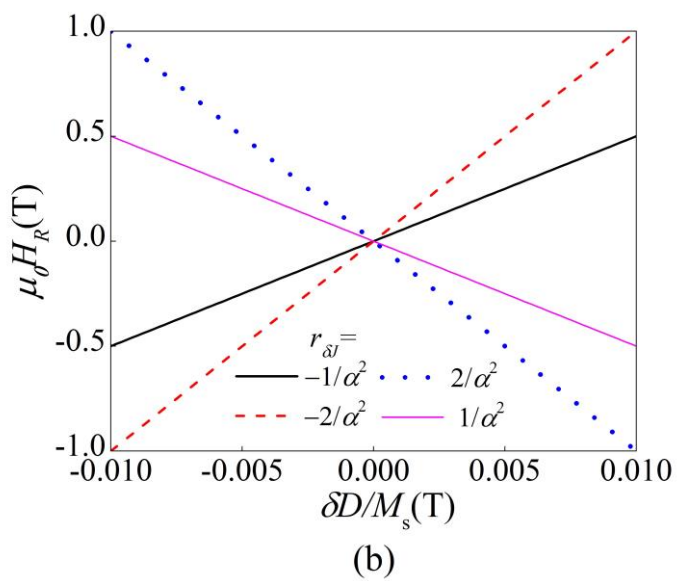
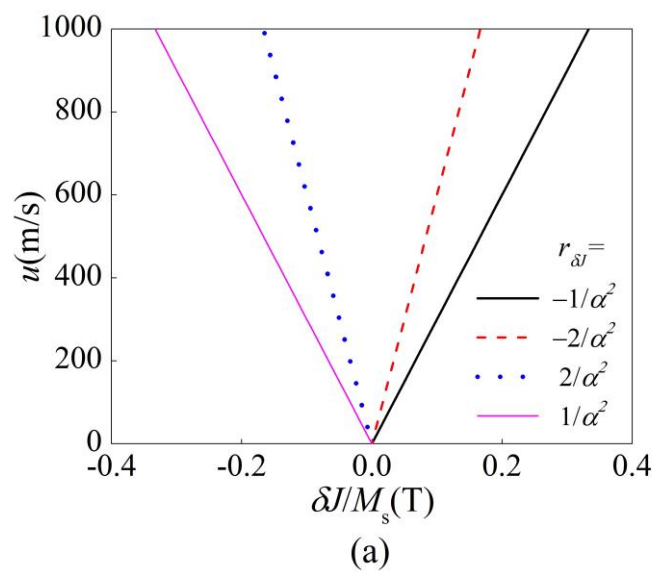


Fig. 2. Plots of the coefficient of adiabatic term (a) caused by $\delta \mathcal{J}$, (b) caused by $\delta \mathcal{D}$, and non-adiabatic term (c) as a function of $\delta \mathcal{J}$, $\delta \mathcal{D}$ and r_{Δ} . Material parameters for typical permalloy ($a = 0.355 \times 10^{-9}$ m, $M_s = 8 \times 10^5$ A/m, $\alpha = 0.02$) is used. The inset in (c) shows current driven DW velocity in the case of adiabatic DW motion with small current density [$v = (\beta / \alpha)u$] as a function of $\delta \mathcal{J}$ and r_{Δ} .