

# GENERALIZED OPTIMAL MATCHING METHODS FOR CAUSAL INFERENCE

BY NATHAN KALLUS

*Cornell University and Cornell Tech*

We develop an encompassing framework and theory for matching and related methods for causal inference that reveal the connections and motivations behind various existing methods and give rise to new and improved ones. The framework is given by generalizing a new functional analytical characterization of optimal matching as minimizing worst-case conditional mean squared error given the observed data based on specific restrictions and assumptions. By generalizing these, we obtain a new class of generalized optimal matching (GOM) methods, for which we provide a single theory for tractability and consistency that applies generally to GOM. Many commonly used existing methods are included in GOM and using their GOM interpretation we extend these to new methods that judiciously and automatically trade off balance for variance and outperform their standard counterparts. As a subclass of GOM, we develop kernel optimal matching, which, as supported by new theory, is notable for combining the interpretability of matching methods, the non-parametric model-free consistency of optimal matching, the efficiency of well-specified regression, the judicious sample size selection of monotonic imbalance bounding methods, the double robustness of augmented inverse propensity weight estimators, and the model-selection flexibility of Gaussian-process regression. We discuss connections to and non-linear generalizations of equal percent bias reduction and its ramifications.

**History:** First version: December 26, 2016. This version: December 26, 2016.

**1. Introduction.** In causal inference, matching is the pursuit of comparability between samples that differ in systematic ways due to selection (often self-selection) by way of subsampling or re-weighting the samples [1]. Optimal matching [2], wherein each treated unit<sup>1</sup> is matched to one or more control units to minimize some objective (such as sum) in the list of within-match pairwise distances so to optimize comparability<sup>2</sup> and implemented in the popular *R* package `optmatch`, is arguably one of the most commonly used methods for causal inference on treatment effects, whether used as an estimator or as a preprocessing step before regression analysis [4].

Since the introduction of optimal matching, a variety of other methods for matching on covariates have been developed, including coarsened exact

---

<sup>1</sup> In the context of estimating the effect on treated.

<sup>2</sup> The term “optimal matching” has also been used in other contexts such as optimal near-fine balance [3], but the most common usage by far, which we follow here, refers to matching made on one-to-one, one-to-many, or many-to-many basis using network flow and bipartite approaches, such as optimal bipartite (one-to-one) matching with weights equal to covariate distances.

matching [5], genetic matching [6], combining optimal matching with near-fine balance on one stratification [7], and using integer programming to match sample mean vectors for simultaneous near-fine balance on multiple stratifications [3]. These have been developed independently and ad hoc given distinct motivations and definitions for what is balance and how to improve it relative to no matching, optimally or non-optimally. There are also a variety of other methods for causal inference on treatment effects such as regression analysis [8], propensity score matching and weighting [9], and doubly robust methods that combine the latter two [10].

In this paper, we develop an encompassing framework and theory for matching methods and related methods for causal inference that reveal the connections and motivations behind these various existing methods and, moreover, give rise to new and improved ones. We begin by providing a functional analytical characterization of optimal matching as minimizing worst-case conditional mean squared error given the observed data based on assumptions on (a) the space of feasible conditional expectation functions, (b) the space of feasible weights, and (c) the magnitude of residual variance. By generalizing the lattermost, we develop a new optimal matching method that correctly and automatically accounts for the balance-variance trade-off inherent in matching and by doing so can reduce estimation error. By generalizing all three and using functional analysis and modern optimization, we develop a new class of generalized optimal matching (GOM) methods. It turns out that many existing methods are included in GOM, including nearest-neighbor matching, one-to-one matching, optimal caliper matching, coarsened exact matching, various near-fine balance approaches, and linear regression adjustment. Moreover, using the lens of GOM many of these too are extended to new methods that judiciously and automatically trade off balance for variance and that outperform their standard matching counterparts. We provide theory on both tractability and consistency that applies generally to GOM methods.

Finally, as a subclass of GOM, we develop kernel optimal matching (KOM), which is particularly notable for combining the interpretability and potential use as preprocessing of matching methods [4], the non-parametric nature and model-free consistency of optimal matching [11], the efficient  $\sqrt{n}$ -consistency of well-specified regression-based estimators [8], the careful selection of matched sample size of monotonic imbalance bounding methods [12], the robustifying nature of inverse propensity weights [10], and the model-selection flexibility of Gaussian-process regression [13]. We show that KOM can be interpreted as Bayesian efficient in a certain sense, that it is computationally tractable, and that it is consistent. We discuss how to tune

the hyperparameters of KOM and demonstrate the efficacy of doing so. We develop the augmented kernel weighted estimator and establish doubly robust guarantees for it related to those of the augmented inverse propensity weighted estimator. Furthermore, we establish similar guarantees for KOM used as a preprocessing step before linear regression, rigorously establishing that it reduces model dependence and yields efficient estimation under a well-specified model without ceding model-free consistency under misspecification. We end with a discussion on some relevant connections to and non-linear generalizations of equal percent bias reduction.

**2. Re-interpreting Optimal Matching and the Balance-Variance Trade-off.** In this section we present the first building blocks toward generalizing optimal matching. We set up the causal estimation problem and provide a bias-variance decomposition of error. Through a new functional analytical lens on optimal matching, we uncover it as a specific case of finding weights that minimize worst-case error, but only under zero residual variance of outcomes given covariates. Our first generalization is to consider non-zero residual variance, giving rise to a balance-variance efficient version of optimal matching and to a method that automatically chooses the exchange between balance and variance.

*2.1. Setting.* The observed data consists of  $n$  independent and identically distributed (iid) observations  $\{(X_i, T_i, Y_i) : i = 1, \dots, n\}$  of the variables  $(X, T, Y)$ , where  $X \in \mathcal{X}$  denotes baseline covariates,  $T \in \{0, 1\}$  treatment assignment, and  $Y \in \mathbb{R}$  outcome. The space  $\mathcal{X}$  is general; assumptions about it will be specified as necessary. For  $t = 0, 1$ , we let  $\mathcal{T}_t = \{i : T_i = t\}$  and  $n_t = |\mathcal{T}_t|$ . We also let  $T_{1:n} = (T_1, \dots, T_n)$  and  $X_{1:n} = (X_1, \dots, X_n)$  denote all the observed treatment assignments and baseline covariates, respectively. Using Neyman-Rubin potential outcome notation [14, Ch. 2], we let  $Y_i(0), Y_i(1)$  be the real-valued potential outcomes for unit  $i$  and assume the stable unit treatment value assumption [15] holds. We let  $Y_i = Y_i(T_i)$ , capturing consistency and non-interference.

We consider estimating the *sample average treatment effect on the treated*:

$$\text{SATT} = \frac{1}{n_1} \sum_{i \in \mathcal{T}_1} (Y_i(1) - Y_i(0)) = \bar{Y}_{\mathcal{T}_1}(1) - \bar{Y}_{\mathcal{T}_1}(0),$$

where  $\bar{Y}_{\mathcal{T}_t}(s) = \frac{1}{n_t} \sum_{i \in \mathcal{T}_t} Y(s)$  is the average outcome of treatment  $s$  in the  $t$ -treated sample. As  $\bar{Y}_{\mathcal{T}_1}(1)$  is observed, we consider estimators of the form

$$\hat{\tau} = \bar{Y}_{\mathcal{T}_1}(1) - \hat{\bar{Y}}_{\mathcal{T}_1}(0)$$

for some choice of  $\hat{Y}_{\mathcal{T}_1}(0)$ . We will focus on *weighting* estimators  $\hat{Y}_{\mathcal{T}_1}(0) = \sum_{i \in \mathcal{T}_0} W_i Y_i$  given weights  $W \in \mathbb{R}^{\mathcal{T}_0}$ . Moreover, we restrict to *honest* weights that only depend on the observed  $X_{1:n}, T_{1:n}$  and not on observed outcome data, that is,  $W = W(X_{1:n}, T_{1:n})$ . The resulting estimator has the form

$$(2.1) \quad \hat{\tau}_W = \frac{1}{n_1} \sum_{i \in \mathcal{T}_1} Y_i - \sum_{i \in \mathcal{T}_0} W_i Y_i.$$

Given a data set, we measure the risk of  $\hat{\tau}_W$  as its conditional mean squared error (CMSE), conditioned on all the observed data upon which it depends as an honest estimator:

$$\text{CMSE}(W) = \mathbb{E}[(\hat{\tau}_W - \text{SATT})^2 \mid X_{1:n}, T_{1:n}].$$

When choosing weights  $W$ , one may restrict to a certain space of allowable weights  $\mathcal{W} \in \mathfrak{W}$ , where we consider only permutation symmetric sets  $\mathfrak{W} = \{\mathcal{W} \subseteq \mathbb{R}^{\mathcal{T}_0} : P\mathcal{W} = \mathcal{W} \text{ for all permutation matrices } P \in \mathbb{R}^{\mathcal{T}_0 \times \mathcal{T}_0}\}$ . For example,  $\mathcal{W}^{\text{general}} = \mathbb{R}^{\mathcal{T}_0}$  allows *all* weights;  $\mathcal{W}^{\text{simplex}} = \{W \geq 0 : \sum_{i \in \mathcal{T}_0} W_i = 1\}$  restricts to weights that give a probability measure, preserving the unit of analysis and ensuring no extrapolation in estimating  $\bar{Y}_{\mathcal{T}_1}(0)$ ;  $\mathcal{W}^{b\text{-simplex}} = \mathcal{W}^{\text{simplex}} \cap [0, b]^{\mathcal{T}_0}$  further bounds how much weight we can put on a single unit;  $\mathcal{W}^{n'_0\text{-multisubset}} = \mathcal{W}^{\text{simplex}} \cap \{0, 1/n'_0, 2/n'_0, \dots\}^{\mathcal{T}_0}$  limits us to integer-multiple weights that exactly correspond to sub-sampling a multisubset of the control units of cardinality  $n'_0$ ;  $\mathcal{W}^{n'_0\text{-subset}} = \mathcal{W}^{\text{simplex}} \cap \{0, 1/n'_0\}^{\mathcal{T}_0}$  corresponds to sub-sampling a usual subset of cardinality  $n'_0$ ; and  $\mathcal{W}^{\text{multisubsets}} = \cup_{n'_0=1}^{n_0} \mathcal{W}^{n'_0\text{-multisubset}}$  and  $\mathcal{W}^{\text{subsets}} = \cup_{n'_0=1}^{n_0} \mathcal{W}^{n'_0\text{-subset}}$  correspond to sub-sampling any multisubset or subset, respectively. We have the inclusions:

$$(2.2) \quad \mathcal{W}^{\text{subsets}} \subseteq \mathcal{W}^{\text{multisubsets}} \subseteq \mathcal{W}^{\text{simplex}} \subseteq \mathcal{W}^{\text{general}}.$$

A standing assumption in this paper and key to the identifiability of causal effects is that of *weak mean-ignorability* [9].

ASSUMPTION 1. For each  $t = 0, 1$ , conditioned on  $X$ ,  $Y(t)$  is mean-independent of  $T$  and each value of  $T$  is possible. That is, for each  $t = 0, 1$ ,

$$\begin{aligned} \mathbb{E}[Y(t) \mid T, X] &= \mathbb{E}[Y(t) \mid X], \quad \text{and} \\ \mathbb{P}(T = t \mid X) &\text{ is bounded away from 1.} \end{aligned}$$

2.2. *Decomposing the Conditional Mean Squared Error.* In this section we decompose the CMSE of estimators of the form in eq. (2.1) into a bias term and a variance term. Define

$$f_0(x) = \mathbb{E}[Y(0) \mid X = x], \quad \epsilon_i = Y_i(0) - f_0(X_i), \quad \sigma_i^2 = \text{Var}(Y_i(0) \mid X_i).$$

THEOREM 1. *Under Asn. 1,*

$$\begin{aligned}\mathbb{E}[\hat{\tau}_W - \text{SATT} \mid X_{1:n}, T_{1:n}] &= B(W; f_0) := \frac{1}{n_1} \sum_{i \in \mathcal{T}_1} f_0(X_i) - \sum_{i \in \mathcal{T}_0} W_i f_0(X_i) \\ V^2(W; \sigma_{1:n}^2) &:= \sum_{i \in \mathcal{T}_0} W_i^2 \sigma_i^2 + \frac{1}{n_1^2} \sum_{i \in \mathcal{T}_1} \sigma_i^2 \\ \text{CMSE}(W) = E^2(W; f_0, \sigma_{1:n}^2) &:= B^2(W; f_0) + V^2(W; \sigma_{1:n}^2).\end{aligned}$$

The above provides a decomposition of the risk of  $\hat{\tau}_W$  into a (conditional) bias term and a (conditional) variance term, which must be balanced to minimize overall risk. The first term,  $B(W; f_0)$ , is exactly the conditional bias of  $\hat{\tau}_W$ . We refer to  $V^2(W; f_0)$  as the variance term of the error.<sup>3</sup> More generally, if the units are not independent, the proof makes clear that Thm. 1 holds with the variance term  $(W, e_{n_1}/n_1)^T \Sigma(W, e_{n_1}/n_1)$  where  $e_{n_1}$  is the vector of all ones of length  $n_1$  and  $\Sigma$  is the conditional covariance matrix.

**2.3. Re-interpreting Optimal Matching.** In this section, we provide an interpretation of optimal matching as minimizing worst-case CMSE. We consider two forms of optimal matching: nearest neighbor matching (NNM) and optimal one-to-one matching (1:1M). In both, each treated unit is matched to one control unit to minimize the sum of distances between matches as measured by a given pseudo-metric  $\delta(X_i, X_j)$ .<sup>4</sup> However, NNM allows for *replacement* of control units whereas 1:1M does not. In the end, the weight  $W_i$  assigned to a control unit  $i \in \mathcal{T}_0$  is equal to  $1/n_1$  times the number of times it has been matched. So, under 1:1M,  $W_i$  is capped at  $1/n_1$  and the result is equivalent constructing a subset of cardinality  $n_1$ , where all  $n_0 - n_1$  unmatched control units have been pruned away. Under NNM, the result is equivalent to a *multi*-subset of the control sample of cardinality  $n_1$ .

Next, consider an alternative perspective. We seek weights  $W$  that depend only on data  $X_{1:n}, T_{1:n}$  and that minimize the resulting CMSE. The CMSE depends on unknowns:  $f_0$  and  $\sigma_{1:n}^2$ . In order to get handle on the CMSE, we make assumptions about these unknowns. First, we assume that  $X_i$  is completely predictive of  $Y_i(0)$  so that  $\sigma_i^2 = 0$ . Second, we assume that  $f_0$  is a Lipschitz continuous function with respect to  $\delta$ . That is, there is some  $\gamma \geq 0$  such that

$$\|f\|_{\text{Lip}(\delta)} := \sup_{x \neq x'} \frac{f(x) - f(x')}{\delta(x, x')} \leq \gamma.$$

<sup>3</sup>The conditional variance of  $\hat{\tau}_W$  actually differs from  $V^2(W; \sigma_{1:n}^2)$  by exactly  $\frac{1}{n_1^2} \sum_{i \in \mathcal{T}_1} (\text{Var}(Y_i(1) \mid X_i) - \text{Var}(Y_i(0) \mid X_i))$ , which accounts for the conditional variance of SATT and its covariance with  $\hat{\tau}_W$ . Note this difference is constant in  $W$  and so it does not matter whether the estimand we consider is SATT or CSATT =  $\mathbb{E}[\text{SATT} \mid X_{1:n}, T_{1:n}]$ .

<sup>4</sup>Compared to a metric, a pseudo-metric may assign zero distance to distinct elements. Any metric is also a pseudo-metric.

Assuming nothing else, we may seek  $W$  to minimize the worst-case CMSE. If we limit ourselves to simplex weights  $\mathcal{W} = \mathcal{W}^{\text{simplex}}$ , the next theorem shows that this is precisely equivalent to optimal matching.

**THEOREM 2.** *Fix a pseudo-metric  $\delta : \mathcal{X} \times \mathcal{X} \rightarrow \mathbb{R}_+$ . Then:*

(a) *For any  $\gamma > 0$ , NNM is equivalent to<sup>5</sup>*

$$W \in \operatorname{argmin}_{W \in \mathcal{W}^{\text{simplex}}} \sup_{\|f\|_{\text{Lip}(\delta)} \leq \gamma} \{E^2(W; f, \mathbf{0}) = B^2(W; f)\}.$$

(b) *For any  $\gamma > 0$ , 1:1M is equivalent to*

$$W \in \operatorname{argmin}_{W \in \mathcal{W}^{1/n_1\text{-simplex}}} \sup_{\|f\|_{\text{Lip}(\delta)} \leq \gamma} \{E^2(W; f, \mathbf{0}) = B^2(W; f)\}.$$

Therefore, optimal matching is indeed optimal in a minimax CMSE sense, given the assumptions and restrictions made. That is, the above theorem relates optimal matching – an *a priori* choice of re-weighting based on data  $X_{1:n}, T_{1:n}$  – to the *a posteriori* error of estimating a causal treatment effect and says that this choice minimizes the worst-case error over all  $\gamma$ -Lipschitz functions. Surprisingly, we need not restrict to selecting each control unit an integer multiple number of times – optimal matching, which results in a subset or multisubset of the control sample, minimizes this error among all continuous weights in the simplex.

It is well-known that optimal matching can be formulated as a linear optimization problem, specifically a minimum-cost network flow problem [2]. Indeed, optimal matching minimizes the Wasserstein metric (also known as the earth mover’s distance) between the matched subsamples. The Wasserstein metric is an example of integral probability metrics (IPM) [16], which are distance metrics between measures that take the form

$$d_{\mathcal{F}}(\mu, \nu) = \sup_{f \in \mathcal{F}} \int f d(\mu - \nu),$$

given some class  $\mathcal{F}$ . The above reinterpretation arises from linear optimization duality and is closely related to the Rubinstein-Kantorovich theorem that establishes the dual forms of the Wasserstein metric [17].

This reinterpretation of optimal matching involved three critical choices: a choice of restriction on the conditional expectation  $f_0$ , a choice of restriction on the residual variance  $\sigma_{1:n}^2$ , and a choice of restriction on the space weights  $\mathcal{W}$ . In this paper, we consider different such choices that lead to methods that *generalize* optimal matching. We first discuss generalizing the second.

---

<sup>5</sup>Note our use of  $f_0$  as the true conditional expectation function and  $f$  as a generic function-valued variable.

2.4. *The Balance-Variance Trade-off in Optimal Matching.* Balance between the control and treatment samples can be understood as the extent to which they are comparable. In estimating SATT, we want the samples to be comparable on their values of  $f_0$  so that the bias due to systematic differences between the samples is minimal. When we re-weight the control sample by  $W$ , the absolute discrepancy in values of  $f_0$  is precisely  $|B(W; f_0)|$ . By minimizing this quantity over all possible realizations of Lipschitz functions as seen in the preceding section, optimal matching is seeking the best possible *balance* (as defined by the class of Lipschitz functions). Correspondingly, we define imbalance as the worst-case bias:

$$(2.3) \quad \mathfrak{B}(W) = \sup_{\|f\|_{\text{Lip}(\delta)} \leq 1} |B(W; f)|,$$

where, normalizing by  $\|f_0\|_{\text{Lip}(\delta)}$ , we replaced  $\gamma$  by 1 in the constraint.

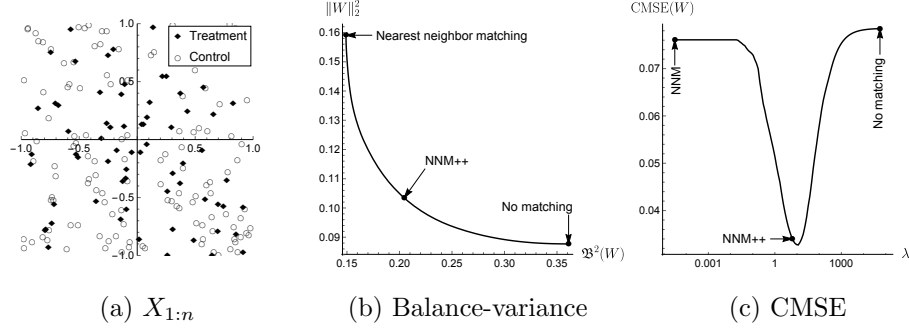
But even if samples are made completely comparable, there is inherent error to the estimation of outcomes in each sample. Consider the following situation: we have one treated subject and many control subjects, one of which matches the treated subject on all covariates. A matched control sample consisting of only this subject alone would yield perfect, exact balance and no bias. If, however, the residual variances  $\sigma_i^2$  are non-zero, using the outcome of this single control unit to estimate the mean control outcome on the treated would involve a significant amount of error. This error can be dampened if we instead estimate the mean control outcome on the treated using additional subjects, although this may increase imbalance. In the extreme case, we can conceive of residual variance so large that we would prefer to do *no matching* on the samples and estimate SATT as the simple mean difference of the raw treated and control samples. Indeed, the “no matching” weights  $W_i = 1/n_0$  minimize the within-sample estimation variance but because it is not balanced, estimating the causal effect in this way incurs significant error from the bias inherent in having systematically different samples. Thm. 1 provides an explicit form of the total estimation risk in terms of these competing objectives and suggests that the best choice lies somewhere in between focusing solely on balance or solely on variance.

To explore this issue in optimal matching, consider generalizing the formulation of NNM in Thm. 2, where instead of assuming zero residual variance, we assume  $Y(0)$  has nonzero homoskedastic residual variance:  $\sigma_i^2 = \sigma^2 > 0$ . Then, we would seek weights to minimize the following

$$\sup_{\|f\|_{\text{Lip}(\delta)} \leq \gamma} E^2(W; f, \sigma^2 \mathbf{1}) = \gamma^2 \mathfrak{B}^2(W) + \sigma^2 \|W\|_2^2 + \sigma^2/n_1.$$

We can re-scale this expression and remove constant terms and equivalently

Fig 1: The Balance-Variance Trade-off in Optimal Matching



minimize the following objective where  $\lambda = \sigma^2/\gamma^2$

$$(2.4) \quad \mathfrak{E}^2(W; \lambda) = \mathfrak{B}^2(W) + \lambda \|W\|_2^2.$$

Balance-Variance Efficient Nearest Neighbor Matching (BVENNM) minimizes eq. (2.4) over  $\mathcal{W}^{\text{simplex}}$ , which is given by the following linearly-constrained convex-quadratic optimization problem for  $D_{ij} = \delta(X_i, X_j)$ :

$$\begin{aligned} \min \quad & \sum_{i \in \mathcal{T}_0, j \in \mathcal{T}_1} D_{ij} S_{ij} + \lambda \|W\|_2^2 \\ \text{s.t.} \quad & W \in \mathbb{R}^{\mathcal{T}_0}, S \in \mathbb{R}_+^{\mathcal{T}_0 \times \mathcal{T}_1} \\ & \sum_{i \in \mathcal{T}_0} S_{ij} = 1/n_1 \quad \forall j \in \mathcal{T}_1 \\ & \sum_{j \in \mathcal{T}_1} S_{ij} = W_i \quad \forall i \in \mathcal{T}_0 \end{aligned}$$

EXAMPLE 1. Let  $X \sim \text{Unif}[-1, 1]^2$ ,  $\mathbb{P}(T = 1 | X) = 0.95/(1 + \frac{3}{\sqrt{2}} \|X\|_2)$ . Fix a draw of  $X_{1:n}, T_{1:n}$  with  $n = 200$ . We plot the resulting draw, which has  $n_0 = 130, n_1 = 70$ , in Fig. 1a. Next, for a range of  $\lambda$  we compute the resulting BVENNM weights using the Mahalanobis distance  $\delta(x, x') = (x - x')^T \hat{\Sigma}_0^{-1} (x - x')$  where  $\hat{\Sigma}_0$  is the sample covariance of  $X | T = 0$ . We plot the resulting space of achievable balance and variance in Fig. 1b. In one extreme ( $\lambda = 0$ ) we have NNM and in the other ( $\lambda = \infty$ ) we have no matching. We let  $Y(0) | X \sim \mathcal{N}(\|X\|_2^2, \sqrt{3})$  and plot the resulting CMSE as  $\lambda$  varies in Fig. 1c. (Note that the distribution of  $Y(1)$  does not affect CMSE.) We see that tuning  $\lambda$  correctly can amount to a significant improvement in CMSE.

2.5. *NNM++*. The above example, while illustrating the need to carefully weigh the imperative to balance in the face of variance, begs the question of how should we tune the appropriate exchange rate  $\lambda$ . We present



one approach based on the interpretation of optimal matching as protecting against Lipschitz continuous functions. We simply consider the hyperparameter estimation problem in fitting a Lipschitz function to  $X_{\mathcal{T}_0}, Y_{\mathcal{T}_0}$  and solve it using cross validation. Assuming homoskedasticity, the hyperparameters of interest are the residual variance  $\sigma^2$  and Lipschitz constant  $\gamma$ .

We proceed as follows. We consider a range of regularization parameters  $\Psi \subseteq [0, \infty)$  and  $m$  disjoint folds  $\mathcal{T}_0 = \mathcal{T}_0^{(1)} \sqcup \dots \sqcup \mathcal{T}_0^{(m)}$ . For each  $\psi \in \Psi$  and validation fold  $k = 1, \dots, m$ , we find  $\hat{f}_0$  that minimizes the sum of squared errors in  $\mathcal{T}_0 \setminus \mathcal{T}_0^{(k)}$  regularized by  $\psi$  times the Lipschitz constant:

$$\min_{\hat{f}_0} \frac{1}{|\mathcal{T}_0 \setminus \mathcal{T}_0^{(k)}|} \sum_{i \in \mathcal{T}_0 \setminus \mathcal{T}_0^{(k)}} (\hat{f}_0(X_i) - y_i)^2 + \psi \|\hat{f}_0\|_{\text{Lip}(\delta)}$$

Out of fold, there is a range of functions that agree with the fitted values  $\hat{v}_i = \hat{f}_0(X_i)$  and  $\hat{\gamma} \geq \|\hat{f}_0\|_{\text{Lip}(\delta)}$ :

$$\hat{f}_0(x) \in [\min_{i \in \mathcal{T}_0 \setminus \mathcal{T}_0^{(k)}} (\hat{v}_i + \hat{\gamma} \delta(X_i, x)), \max_{i \in \mathcal{T}_0 \setminus \mathcal{T}_0^{(k)}} (\hat{v}_i - \hat{\gamma} \delta(X_i, x))].$$

For the purposes of evaluating out-of-fold error, we use the point-wise mid-point of this interval. We select  $\hat{\psi}$  with least out-of-fold mean squared error averaged over folds, let  $\hat{\sigma}^2$  be this least error, and refit the  $\hat{\psi}$  regularized problem on the whole  $\mathcal{T}_0$  sample to estimate  $\hat{\gamma}$ . This cross-validation procedure is summarized in Alg. 1. Note that we are not interested in a good fit of  $\hat{f}_0$  – only a handle on the hyperparameter  $\lambda = \sigma^2/\gamma^2$ . Finally, we compute the BVENNM weights with  $\hat{\lambda} = \hat{\sigma}^2/\hat{\gamma}^2$ . We call the whole approach NNM++. Its behavior in the case of Ex. 1 using 10-fold cross validation is shown in Figs. 1b and 1c. In a strict sense, NNM++ is *not* “honest” because  $\hat{\lambda}$  depends on outcome data  $Y_{\mathcal{T}_0}$ . However, as we only extract the exchange rate  $\hat{\lambda}$  and not  $\hat{f}_0$  itself, we guard against data mining.

**3. Generalizing Optimal Matching.** In this section we consider generalizing the other restrictions and assumptions that made optimal matching equivalent to minimizing worst-case error. In addition to generalizing assumptions on  $\sigma_{1:n}^2$ , we now also consider generalizing our notion of balance  $\mathfrak{B}(W)$  and the space of allowable weights  $\mathcal{W}$ . We will see that doing this can recover some other common matching methods such as coarsened exact matching and some causal estimation methods not generally understood as matching such as regression. It also gives rise to new matching methods.

**3.1. Generalizing Balance.** As discussed before, balance between the control and treatment samples can be understood as the extent to which they are comparable their values of  $f_0$ . In the case of optimal matching, we argued

---

**ALGORITHM 1:** Cross-Validation Estimation for NNM++
 

---

**input:** Control data  $Y_{\mathcal{T}_0}$ , distance matrix  $D \in \mathbb{R}^{\mathcal{T}_0 \times \mathcal{T}_0}$ , regularizer grid  $\Psi \subseteq \mathbb{R}_+$ , and number of folds  $m$ .  
 Randomly split the control data into disjoint folds  $\mathcal{T}_0 = \mathcal{T}_0^{(1)} \sqcup \dots \sqcup \mathcal{T}_0^{(m)}$ .  
**for**  $k \in \{1, \dots, m\}$ ,  $\psi \in \Psi$ : **do**  
     Solve 
$$\begin{aligned} \min_{\hat{v}, \hat{\gamma}} \quad & \frac{1}{|\mathcal{T}_0 \setminus \mathcal{T}_0^{(k)}|} \sum_{i \in \mathcal{T}_0 \setminus \mathcal{T}_0^{(k)}} (\hat{v}_i - y_i)^2 + \psi \hat{\gamma} \\ \text{s.t.} \quad & \hat{v}_i - v_j \leq \hat{\gamma} D_{ij} \quad \forall i, j \in \mathcal{T}_0 \setminus \mathcal{T}_0^{(k)} \end{aligned}$$
  
     Set  $\hat{Y}_i = \frac{1}{2} (\min_{j \in \mathcal{T}_0 \setminus \mathcal{T}_0^{(k)}} (\hat{v}_j + \hat{\gamma} D_{ij}) + \max_{j \in \mathcal{T}_0 \setminus \mathcal{T}_0^{(k)}} (\hat{v}_j - \hat{\gamma} D_{ij}))$ .  
     Set  $\hat{\sigma}_{k, \psi}^2 = \sum_{i \in \mathcal{T}_0^{(k)}} (Y_i - \hat{Y}_i)^2 / (|\mathcal{T}_0^{(k)}| - 1)$ .  
**end for**  
 Set  $\hat{\sigma}_\psi^2 = \frac{1}{m} \sum_{k=1}^m \hat{\sigma}_{k, \psi}^2$  for  $\psi \in \Psi$ ,  $\hat{\psi} = \operatorname{argmin}_{\psi \in \Psi} \hat{\sigma}_\psi^2$  and  $\hat{\sigma}^2 = \min_{\psi \in \Psi} \hat{\sigma}_\psi^2$ .  
 Solve 
$$\begin{aligned} \min_{\hat{v}, \hat{\gamma}} \quad & \frac{1}{|\mathcal{T}_0|} \sum_{i \in \mathcal{T}_0} (\hat{v}_i - y_i)^2 + \hat{\psi} \hat{\gamma} \\ \text{s.t.} \quad & \hat{v}_i - v_j \leq \hat{\gamma} D_{ij} \quad \forall i, j \in \mathcal{T}_0 \end{aligned}$$
  
**output:**  $\hat{\lambda} = \hat{\sigma}^2 / \hat{\gamma}^2$ .

---

that balance is understood as the worst-case bias under a Lipschitz continuous  $f_0$ . We now generalize this functional restriction, leading to more general balance metrics called bias-dual-norm balance metrics. These are also IPMs.

Since the bias depends on  $f_0$  but we do not know  $f_0$ , we consider guarding against any reasonable realization of  $f_0$ . Bias scales linearly, *i.e.*,  $B(W; \alpha f) = \alpha B(W; f)$ . So, we must limit the “size” of  $f_0$ . In particular, we consider the bias relative to some extended magnitude  $\|f\| \in [0, \infty]$  of  $f_0$  that is absolutely homogeneous, *i.e.*,  $\|\alpha f\| = |\alpha| \|f\|$  (where  $\alpha \infty = \infty$ ). This allows us to generalize the notion of balance for optimal matching defined in eq. (2.3). Letting  $0/0 = 0$ , we redefine imbalance more generally as

$$\mathfrak{B}(W; \|\cdot\|) = \sup_{f: \mathcal{X} \rightarrow \mathbb{R}} B(W; f) / \|f\| = \sup_{\|f\| \leq 1} B(W; f),$$

where the last equality is due to the homogeneity of  $B(W; \cdot)$  and  $\|\cdot\|$ . This too is in fact an IPM between the treated sample and re-weighted control sample. It is not clear, however, whether it is well-defined.

To ensure that, we restrict our attention only to certain magnitude functions. We require that  $\|\cdot\|$  satisfy the triangle inequality (where  $\infty \leq \infty$ ) and that  $B(W; \cdot)$  is bounded with respect to  $\|\cdot\|$ , *i.e.*,  $\forall W \in \mathcal{W} \exists M_W > 0 : B(W; f) \leq M_W \|f\|$ .<sup>6</sup> Then  $\{f : \|f\| < \infty\}$  is a semi-normed<sup>7</sup> vector space and  $B(W; \cdot)$  is a well-defined, continuous, linear operator on the Banach completion of the quotient space  $\{f : \|f\| < \infty\} / \{f : \|f\| = 0\}$ . (See [18, 19] for Banach spaces.) In particular, the imbalance metric  $\mathfrak{B}(W; \|\cdot\|)$  is

<sup>6</sup>Note that were  $B(W; \cdot)$  not bounded for some  $W \in \mathcal{W}$  then for any  $M > 0$  we would have some  $f$  with  $B(W; f) > M \|f\|$  so that indeed  $\mathfrak{B}(W; \|\cdot\|) = \infty$  is not defined.

<sup>7</sup>Compared to a norm, a semi-norm may assign zero magnitude to non-zeros.

precisely the *dual norm of the bias as an operator on conditional expectation functions*, which is necessarily finite and well-defined for any  $W \in \mathcal{W}$ :

$$\mathfrak{B}(W; \|\cdot\|) = \|B(W; \cdot)\|_* < \infty.$$

DEFINITION 1. Given  $\mathcal{W} \in \mathfrak{W}$  and  $\|f\| \in [0, \infty]$  such that  $\|\cdot\|$  is absolutely homogeneous and satisfies the triangle inequality and  $\forall W \in \mathcal{W}, \exists M_W > 0 : |B(W; f)| \leq M_W \|f\|$ ,<sup>8</sup>  $b(W) : \mathcal{W} \rightarrow \mathbb{R}_+$  is called a *bias-dual-norm (BDN) imbalance metric* if  $b(W) = \mathfrak{B}(W; \|\cdot\|)$ .

3.2. *Generalized Optimal Matching Methods.* For efficient causal estimation, the target is minimal squared error. Thm. 1 provides an explicit form that decomposes the squared error into bias and variance terms. Optimal matching minimized the worst-case squared error given certain restrictions on  $f_0$ ,  $\sigma_{1:n}^2$ , and  $\mathcal{W}$ . Generalizing the restriction on  $\sigma_{1:n}^2$ , led us to BVENNM, which minimized the objective defined in eq. (2.4). Generalizing more broadly the restrictions on  $f_0$ ,  $\sigma_{1:n}^2$ , and  $\mathcal{W}$ , we can consider a whole range of generalized optimal matching methods that minimize a generalization of the BVENNM objective in eq. (2.4).

DEFINITION 2. Given  $\mathcal{W} \in \mathfrak{W}$ ,  $\|\cdot\|$  satisfying the assumptions of Def. 1 and  $\lambda \in [0, \infty]$ , the generalized optimal matching method  $\text{GOM}(\mathcal{W}, \|\cdot\|, \lambda)$  is given by the weights  $W = W_{\text{GOM}(\mathcal{W}, \|\cdot\|, \lambda)}$  that solve<sup>9</sup>

$$(3.1) \quad \min_{W \in \mathcal{W}} \left\{ \mathfrak{E}^2(W; \|\cdot\|, \lambda) := \mathfrak{B}^2(W; \|\cdot\|) + \lambda \|W\|_2^2 \right\}.$$

We let  $\mathfrak{E}_{\min}^2(\mathcal{W}, \|\cdot\|, \lambda)$  denote the value of this minimum.

More generally, if we have knowledge of heteroskedasticity or even if the units are not independent, we can consider the second term being  $W^T \Lambda W$  for some positive semi-definite  $\Lambda$ . In this paper, we focus on  $\Lambda = \lambda I$  for simplicity. Our consistency results, nonetheless, will apply even under heteroskedasticity.

Thm. 2 established that NNM is equivalent to  $\text{GOM}(\mathcal{W}^{\text{simplex}}, \|\cdot\|_{\text{Lip}(\delta)}, 0)$  and 1:1M is equivalent to  $\text{GOM}(\mathcal{W}^{1/n_1\text{-simplex}}, \|\cdot\|_{\text{Lip}(\delta)}, 0)$ . BVENNM is given by  $\text{GOM}(\mathcal{W}^{\text{simplex}}, \|\cdot\|_{\text{Lip}(\delta)}, \lambda)$ . Similarly, for any  $\|\cdot\|$ , no matching

<sup>8</sup>Note that this condition is relative to  $\mathcal{W}$ . For example, for  $\|\cdot\| = \|\cdot\|_{\text{Lip}(\delta)}$ , the condition does hold for  $\mathcal{W} = \mathcal{W}^{\text{simplex}}$  but does *not* hold for  $\mathcal{W} = \mathcal{W}^{\text{general}}$ . So the balance metric in optimal matching is *not* valid for general non-simplex weights.

<sup>9</sup>If  $\lambda = \infty$  then we let  $W_{\text{GOM}(\mathcal{W}, \|\cdot\|, \lambda)}$  minimize the balance term over the set of minimizers of the variance term.

is given by any of  $\text{GOM}(\mathcal{W}^{\text{simplex}}, \|\cdot\|, \infty)$ ,  $\text{GOM}(\mathcal{W}^{\text{multisubsets}}, \|\cdot\|, \infty)$ , or  $\text{GOM}(\mathcal{W}^{\text{subsets}}, \|\cdot\|, \infty)$ .

It follows by Thm. 1 that GOM leads to a bound on the CMSE. Define

$$\|[f]\| = \inf_{g: B(W; g)=0 \forall W \in \mathcal{W}} \|f + g\|,$$

which acts on the quotient space that eliminates degrees of freedom that are irrelevant to  $B(W; f)$ . For example, when  $\mathcal{W} \subseteq \mathcal{W}^{\text{simplex}}$ , this includes all constant shifts. Note  $\|[f]\|$  is always smaller than  $\|f\|$ .

**COROLLARY 3.** *Suppose  $\sigma^2 \geq \sigma_i^2$  and  $\gamma \geq \|[f_0]\|$ . Let  $\lambda = \sigma^2/\gamma^2$ . Then*

$$\text{CMSE}(W_{\text{GOM}(\mathcal{W}, \|\cdot\|, \lambda)}) \leq \gamma^2(\mathfrak{E}_{\min}^2(\mathcal{W}, \|\cdot\|, \lambda) + \lambda/n_1).$$

For subset-based matching, the balance-variance efficient frontier given by varying  $\lambda$  is given by solely-balance-optimizing fixed-sized subsets.

**THEOREM 4.** *Given  $\|\cdot\|$  and  $\lambda \in [0, \infty]$ , there exists  $n(\lambda) \in \{1, \dots, n_0\}$  such that  $\text{GOM}(\mathcal{W}^{\text{subsets}}, \|\cdot\|, \lambda)$  is equivalent to  $\text{GOM}(\mathcal{W}^{n(\lambda)\text{-subset}}, \|\cdot\|, 0)$ .*

In particular, to compute  $\text{GOM}(\mathcal{W}^{\text{subsets}}, \|\cdot\|, \lambda)$  we may search over  $\text{GOM}(\mathcal{W}^{n'_0\text{-subset}}, \|\cdot\|, 0)$  for  $n'_0 \in \{1, \dots, n_0\}$  and pick the one that minimizes  $\mathfrak{E}(W; \|\cdot\|, \lambda)$ . Note that the converse is not true: there may be some cardinalities that are *not* on the efficient frontier of balance-variance efficient subsets. An example of this will be seen in Ex. 2. We also have the following relationship between optimal fixed-cardinality multisubsets and subsets:

**THEOREM 5.** *Given  $\|\cdot\|$ ,  $\lambda \in [0, \infty]$  and  $n'_0 \in \{1, \dots, n_0\}$ , the following are equivalent:  $\text{GOM}(\mathcal{W}^{n'_0\text{-multisubset}}, \|\cdot\|, \infty)$ ,  $\text{GOM}(\mathcal{W}^{n'_0\text{-subset}}, \|\cdot\|, 0)$ , and  $\text{GOM}(\mathcal{W}^{n'_0\text{-subset}}, \|\cdot\|, \lambda)$ .*

**3.3. Tractability.** GOM is given by an optimization problem, which begs the question of when is it computationally tractable. We can first establish that the objective is always convex.

**THEOREM 6.** *Given  $\mathcal{W} \in \mathfrak{W}$ ,  $\|\cdot\|$  satisfying the assumptions of Def. 1,  $\mathfrak{E}^2(W; \|\cdot\|, \lambda)$  is convex in  $W$ .*

This means that if  $\mathcal{W} = \mathcal{W}^{\text{simplex}}$  then problem (3.1) is convex. Indeed, we can show that we can solve it in polynomial time.

**THEOREM 7.** *Given an oracle to evaluate  $\mathfrak{B}(W; \|\cdot\|)$ , we can solve problem (3.1) up to  $\epsilon$  precision in time and oracle calls polynomial in  $n, \log(1/\epsilon)$ .*

In all cases we consider  $\mathfrak{B}(W; \|\cdot\|)$  will be easy to evaluate. Moreover, in all cases we consider with  $\mathcal{W} = \mathcal{W}^{\text{simplex}}$ , we will in fact be able to formulate problem (3.1) as a linearly-constrained convex-quadratic optimization problem, which are not only polynomially-time solvable but also easily solved in practice using off-the-shelf solvers like Gurobi ([www.gurobi.com](http://www.gurobi.com)), which we use in all numerics in this paper to solve such problems in tens to hundreds of milliseconds on a personal laptop computer.

If  $\mathcal{W} = \mathcal{W}^{n'_0\text{-subset}}$  then, by Thm. 5, problem (3.1) is equivalent to a convex-objective binary optimization problem:

$$(3.2) \quad \min_{U \in \{0,1\}^{\mathcal{T}_0} : \sum_{i \in \mathcal{T}_0} U_i = n'_0} \mathfrak{B}(U/n'_0; \|\cdot\|).$$

Unlike simplex weights, this problem is *not* polynomial-time solvable.

If  $\mathcal{W} = \mathcal{W}^{\text{subsets}}$  then Thm. 4 shows that problem (3.1) is equivalent to searching over the solutions  $U_{n'_0}$  to problem (3.2) for  $n'_0 \in \{1, \dots, n_0\}$  and picking the one with minimal  $\mathfrak{B}(U_{n'_0}/n'_0; \|\cdot\|) + \lambda/n'_0$ .

In all cases we consider in this paper with  $\mathcal{W} = \mathcal{W}^{n'_0\text{-subset}}$  or  $\mathcal{W} = \mathcal{W}^{\text{subsets}}$ , we will be able to formulate problem (3.1) as, respectively, a single or a series of either binary quadratic or mixed-integer-linear optimization problem(s). These problems, generally hard, can be solved for many practical sizes also by Gurobi but may take longer than the simplex counterpart, depending on the problem size, and especially in the case where a series of these must be solved. Nonetheless, we solve these too in our numerics.

**3.4. Existing Matching Methods as GOM.** A surprising fact is that many matching methods commonly used in practice, not just NNM and 1:1M, are also GOM. Like NNM and 1:1M, many are GOM with  $\lambda = 0$ . As with NNM++, these can similarly be extended by automatically selecting  $\lambda$  using hyperparameter estimation

*Optimal-Caliper Matching.* A sibling of NNM is optimal-caliper matching (OCM), which selects matches with distances that all fit in the smallest possible single caliper. When allowing replacement, NNM is always one of many OCM solutions. Without replacement, NNM and OCM differ. The next theorem shows that OCM is GOM with  $\lambda = 0$ .

**THEOREM 8.** *Fix a pseudo-metric  $\delta : \mathcal{X} \times \mathcal{X} \rightarrow \mathbb{R}_+$ . Let*

$$\|f\|_{\partial(\mu, \delta)} = \mathbb{E}_{x \sim \mu, x' \sim \mu} [\delta(x, x')^{-1} |f(x) - f(x')| \mid x \neq x'] .$$

*OCM with replacement is equivalent to  $\text{GOM}(\mathcal{W}^{\text{simplex}}, \|\cdot\|_{\partial(\hat{\mu}_n, \delta)}, 0)$ , where  $\hat{\mu}_n$  is the empirical distribution of  $X$ . OCM without replacement is equivalent to  $\text{GOM}(\mathcal{W}^{1/n_1\text{-simplex}}, \|\cdot\|_{\partial(\hat{\mu}_n, \delta)}, 0)$ .*

*Coarsened Exact Matching.* Given a coarsening function  $C : \mathcal{X} \rightarrow \{1, \dots, J\}$  stratifying  $\mathcal{X}$ , CEM [5] minimizes the coarsened  $L_1$  distance,

$$(3.3) \quad \sum_{j=1}^M \left| \frac{1}{n_1} \sum_{i \in \mathcal{T}_1} \mathbb{I}_{[C(X_i)=j]} - \sum_{i \in \mathcal{T}_0} W_i \mathbb{I}_{[C(X_i)=j]} \right|,$$

by simply equating the matched control distribution in each stratum by setting  $W_i = |\{j \in \mathcal{T}_1 : [C(X_i) = C(X_j)]\}| / |\{j \in \mathcal{T}_0 : [C(X_i) = C(X_j)]\}|$ . CEM is also GOM with  $\lambda = 0$ .

**THEOREM 9.** *Fix a coarsening function  $C : \mathcal{X} \rightarrow \{1, \dots, J\}$ . Let*

$$\|f\|_{L_p(C)} = \begin{cases} \|(\sup_{x \in \mathcal{C}^{-1}(j)} |f(x)|)_{j=1}^J\|_p & |f(C^{-1}(j))| = 1 \ \forall j, \\ \infty & \text{otherwise.} \end{cases}$$

(I.e., the vector  $p$ -norm of the values taken by  $f$  on the coarsened regions if  $f$  is piecewise constant.) CEM is equivalent to  $\text{GOM}(\mathcal{W}^{\text{simplex}}, \|\cdot\|_{L_\infty(C)}, 0)$ .

We can also consider Balance-Variance Efficient CEM (BVECEM) given by  $\text{GOM}(\mathcal{W}^{\text{simplex}}, \|\cdot\|_{L_\infty(C)}, \lambda)$  for general  $\lambda$ . The BVECEM weights are given by the following optimization problem

$$(3.4) \quad \min_{W \in \mathcal{W}^{\text{simplex}}} \left( \sum_{j=1}^J \left| \frac{1}{n_1} \sum_{i \in \mathcal{T}_1} \mathbb{I}_{[C(X_i)=j]} - \sum_{i \in \mathcal{T}_0} W_i \mathbb{I}_{[C(X_i)=j]} \right| \right)^2 + \lambda \|W\|_2^2$$

Unlike CEM, the solution does not have a closed form. We can solve this optimization problem explicitly by considering all combinations of signs for the  $J$  absolute values. For each combination, a Lagrange multiplier argument yields an optimal solution. By further observing that we need only consider monotonic deviations from the usual CEM solution, we obtain Alg. 2, which finds the BVECEM weights in  $O(J^2)$  time.

We also consider a CEM++ variant given by estimating  $\lambda$  and using the corresponding BVECEM. Unlike BVENNM, here the class of functions  $\{f : \|f\|_{L_\infty(C)} < \infty\}$  is generally “small.”<sup>10</sup> Therefore, we sidestep a complicated validation scheme and simply estimate the parameters in-sample but use the one-standard-error rule [20, §7.10] to carefully tune  $\hat{\gamma}$ . Set  $\hat{\mu}_j = \sum_{i \in \mathcal{T}_0} \mathbb{I}_{[C(X_i)=j]} Y_i / \sum_{i \in \mathcal{T}_0} \mathbb{I}_{[C(X_i)=j]}$  and  $\hat{\sigma}^2 = \frac{1}{n_0 - J} \sum_{i \in \mathcal{T}_0} (Y_i - \hat{\mu}_{C(X_i)})^2$ . To estimate  $\gamma$ , we seek the smallest  $\hat{\gamma} \geq 0$  such that the minimal error over functions with range  $2\hat{\gamma}$  is no worse than  $\hat{\sigma}^2$  plus its standard error  $\frac{\hat{\sigma}^2 \sqrt{2}}{n_0 - J}$ . (Note  $\hat{\sigma}^2$  is achieved by  $2\hat{\gamma} = \max_j \hat{\mu}_j - \min_j \hat{\mu}_j$ .) That is, we seek smallest  $\hat{\gamma} \geq 0$  with  $\frac{1}{n_0 - J} \min_{c \in \mathbb{R}} \sum_{i \in \mathcal{T}_0} (Y_i - \max(\min(\hat{\mu}_j, c + \hat{\gamma}), c - \hat{\gamma}))^2 \leq \hat{\sigma}^2(1 + \sqrt{2}/(n_0 - J))$ . We do this by using bisection search on  $\hat{\gamma}$  and a nested golden section search on  $c$ . We refer to BVECEM with  $\hat{\lambda} = \hat{\sigma}^2/\hat{\gamma}^2$  as CEM++.

<sup>10</sup>Specifically, parametric with fewer parameters than data,  $J < n_0$ . In NNM++, the class of functions was not only infinite dimensional but also *non-separable*!

**ALGORITHM 2:** BVECEM (solves eq. (3.4))

---

**input:** Data  $X_{1:n}, T_{1:n}$ , coarsening function  $C : \mathcal{X} \rightarrow \{1, \dots, J\}$ , and exchange  $\lambda$ .  
 Let  $n_{tj} = \sum_{i \in \mathcal{T}_t} \mathbb{I}_{[C(X_i)=j]}$  for  $t = 0, 1, j = 1, \dots, J$ .  
 Let  $q_j = n_{1j}/(n_1 n_{0j})$  and sort  $q_{j_1} \leq \dots \leq q_{j_J}$  ( $q_{j_0} = -\infty, q_{j_{J+1}} = \infty$ ).  
 Set  $v^* = \infty$ .  
**for**  $J_+ = 0, \dots, J, J_- = 0, \dots, J - J_+$  **do**  
   Set  $n_{0+} = \sum_{k=1}^{J_+} n_{0j_{J+1-k}}, n_{0-} = \sum_{k=1}^{J_-} n_{0j_k}, r = \sum_{k=J_-+1}^{J+1-J_+} n_{0j_k} q_{j_k},$   
    $r_\Delta = \sum_{k=1}^{J_+} n_{0j_{J+1-k}} q_{0j_{J+1-k}} - \sum_{k=1}^{J_-} n_{0j_k} q_{j_k}, r_2 = \sum_{k=J_-+1}^{J-J_+} n_{0j_k} q_{j_k}^2,$   
    $w_+ = \frac{2n_{0-}(1-r+r_\Delta)+\lambda(1-r)}{4n_{0+}n_{0-}+\lambda(n_{0+}+n_{0-})}, w_- = \frac{2n_{0+}(1-r-r_\Delta)+\lambda(1-r)}{4n_{0+}n_{0-}+\lambda(n_{0+}+n_{0-})},$  and  
    $v = (\sum_{k=1}^{J_+} n_{0j_{J+1-k}} |q_{j_{J+1-k}} - w_+| + \sum_{k=1}^{J_-} n_{0j_k} |q_{j_k} - w_-|)^2$   
    $+ \lambda(n_{0p} w_+^2 + n_{0m} w_-^2 + r_2).$   
   **if**  $v < v^*$  **then**  
     Set  $W_i = \begin{cases} 1/n_1 & i \in \mathcal{T}_1, \\ w_- & i \in \mathcal{T}_0, q_{C(X_i)} \leq q_{j_{J_-}}, \\ w_+ & i \in \mathcal{T}_0, q_{C(X_i)} \geq q_{j_{J+1-J_+}}, \\ q_{C(X_i)} & \text{otherwise.} \end{cases}$   
   **end if**  
**end for**  
**output:**  $W$ .

---

*Mean matching and near-fine balance.* Suppose  $\mathcal{X} \subseteq \mathbb{R}^d$  so  $X_i$  is vector-valued. Mean matching [3, 21, 22] are methods that find a subset of control units  $\mathcal{T}_0' \subseteq \mathcal{T}_0$  to reduce the Mahalanobis distance between the sample means

$$M_V(\mathcal{T}_0') = \|V^{1/2}(\frac{1}{n_1} \sum_{i \in \mathcal{T}_1} X_i - \frac{1}{|\mathcal{T}_0'|} \sum_{i \in \mathcal{T}_0'} X_i)\|_2.$$

We can consider optimal mean matching (OMM) as fully minimizing  $M_V(\mathcal{T}_0')$  over all possible subsets  $\mathcal{T}_0'$ , which we show is GOM.

**THEOREM 10.** *Suppose  $\mathcal{X} \subseteq \mathbb{R}^d$ . Let  $V \in \mathbb{R}^{d \times d}$  be positive definite and*

$$\|f\|_{2-\text{lin}(V)}^2 = \begin{cases} \alpha^2 + \beta^T V^{-1} \beta & f(x) = \alpha + \beta^T x, \\ \infty & \text{otherwise.} \end{cases}$$

*Then OMM is equivalent to  $\text{GOM}(\mathcal{W}^{\text{subsets}}, \|\cdot\|_{2-\text{lin}(V)}, 0)$ .*

Again, we may consider the more general  $\text{GOM}(\mathcal{W}^{\text{subsets}}, \|\cdot\|_{2-\text{lin}(V)}, \lambda)$ . As per Thm. 4 this can be written as the following convex-quadratic binary optimization problem for some  $n(\lambda)$  and with  $U_i = n(\lambda)W_i$ :

$$\min_{U \in \{0,1\}^{\mathcal{T}_0}: \sum_{i \in \mathcal{T}_0} U_i = n(\lambda)} (\sum_{i \in \mathcal{T}_1} \frac{X_i}{n_1} - \sum_{i \in \mathcal{T}_0} \frac{U_i X_i}{n(\lambda)})^T V (\sum_{i \in \mathcal{T}_1} \frac{X_i}{n_1} - \sum_{i \in \mathcal{T}_0} \frac{U_i X_i}{n(\lambda)}).$$

An alternative form of mean matching would be to minimize the  $\ell_p$  distance between sample means. If we define  $\|x \mapsto \alpha + \beta^T x\|_{p\text{-lin}} = \|(\alpha, \beta)\|_p$  (and  $\infty$  for all non-linear functions) then  $\text{GOM}(\mathcal{W}^{\text{subsets}}, \|\cdot\|_{p\text{-lin}}, \lambda)$  is given by the following convex binary optimization problem for some  $n(\lambda)$

$$(3.5) \quad \min_{U \in \{0,1\}^{\mathcal{T}_0}: \sum_{i \in \mathcal{T}_0} U_i = n(\lambda)} \left\| \sum_{i \in \mathcal{T}_1} \frac{X_i}{n_1} - \sum_{i \in \mathcal{T}_0} \frac{U_i X_i}{n(\lambda)} \right\|_{p'},$$

where  $1/p + 1/p' = 1$ . This optimization problem is an integer *linear* optimization problem whenever  $p' \in \{1, \infty\}$  (equivalently,  $p \in \{1, \infty\}$ ).

If the covariates are 0-1 indicators (*e.g.*, if they are 2-level factors, if multilevel and encoded in unary as concatenated one-hot vectors, or if continuous and coarsened into multilevel factors and thus encoded), then the sample mean is simply the vector of sample proportions, *i.e.*, it is all marginal distributions of each multilevel factor. In this specific case, mean matching (especially when  $p' = 1$ , or equivalently  $p = \infty$ ) is known as *near-fine balance* [3]. In this case, we refer to  $\text{GOM}(\mathcal{W}^{\text{subsets}}, \|\cdot\|_{\infty\text{-lin}}, 0)$  as optimal near-fine balance (ONFB). When the marginal sample distributions can be made exactly equal, the resulting allocation is known as fine balance [23].

We can also consider a variant given by estimating  $\lambda$  for automatic subset size selection. Again, assuming  $d < n_0$ , the function class is “small,” so we estimate  $\lambda$  in-sample. We let  $\hat{\alpha}, \hat{\beta}, \hat{\sigma}$  be given by ordinary least squares (OLS) regression on  $\{(X_i, Y_i) : i \in \mathcal{T}_0\}$  and set  $\hat{\lambda} = \hat{\sigma}^2 / \|\hat{\beta}\|_p^2$ . We refer to  $\text{GOM}(\mathcal{W}^{\text{subsets}}, \|\cdot\|_{\infty\text{-lin}}, \hat{\lambda})$  as ONFB++.

*Mixed objectives.* Some methods such as [7, 3] seek to minimize both the sum of pairwise distances and a discrepancy in means. These are also GOM.

**THEOREM 11.** *Let  $W \in \mathfrak{W}$ ,  $\|\cdot\|_A$ ,  $\|\cdot\|_B$ , and  $\rho > 0$  be given. Then*

$$\begin{aligned} \mathfrak{B}(W; \|\cdot\|_{\|\cdot\|_A \oplus_\rho \|\cdot\|_B}) &= \mathfrak{B}(W; \|\cdot\|_A) + \rho \mathfrak{B}(W; \|\cdot\|_B) \\ \text{where } \|f\|_{\|\cdot\|_A \oplus_\rho \|\cdot\|_B} &= \inf_{f_A + f_B = f} \max \{\|f_A\|_A, \|f_B\|_B / \rho\} \end{aligned}$$

Therefore, for example,  $\text{GOM}(\mathcal{W}^{\text{subsets}}, \|\cdot\|_{\|\cdot\|_{\text{Lip}(\delta)} \oplus_\rho \|\cdot\|_{\infty\text{-lin}}}, \lambda)$  is given by the following integer linear optimization problem (for some  $n(\lambda)$ ):

$$\begin{aligned} \min \quad & \frac{1}{n(\lambda)} \sum_{i \in \mathcal{T}_0, j \in \mathcal{T}_1} \delta(X_i, X_j) S_{ij} + \frac{\rho}{n(\lambda)} \sum_{k=1}^d D_k \\ \text{s.t.} \quad & U \in \{0, 1\}^{\mathcal{T}_0}, S \in \mathbb{R}_+^{\mathcal{T}_0 \times \mathcal{T}_1}, D \in \mathbb{R}^d \\ & \sum_{i \in \mathcal{T}_0} U_i = n(\lambda) \\ & \sum_{i \in \mathcal{T}_0} S_{ij} = n(\lambda) / n_1 & \forall j \in \mathcal{T}_1 \\ & \sum_{j \in \mathcal{T}_1} S_{ij} = U_i & \forall i \in \mathcal{T}_1 \\ & D_k \geq \frac{n(\lambda)}{n_1} \sum_{i \in \mathcal{T}_1} X_{ik} - \sum_{i \in \mathcal{T}_0} U_i X_{ik} & \forall k = 1, \dots, d \\ & D_k \geq \sum_{i \in \mathcal{T}_0} U_i X_{ik} - \frac{n(\lambda)}{n_1} \sum_{i \in \mathcal{T}_1} X_{ik} & \forall k = 1, \dots, d \end{aligned}$$



For  $n(\lambda)$  chosen a priori, this is one of the problems considered by [3]. Note our formulation has only  $n_0$  discrete variables as we need not constrain  $S$  to be integral because the matching polytope is totally unimodular [24].

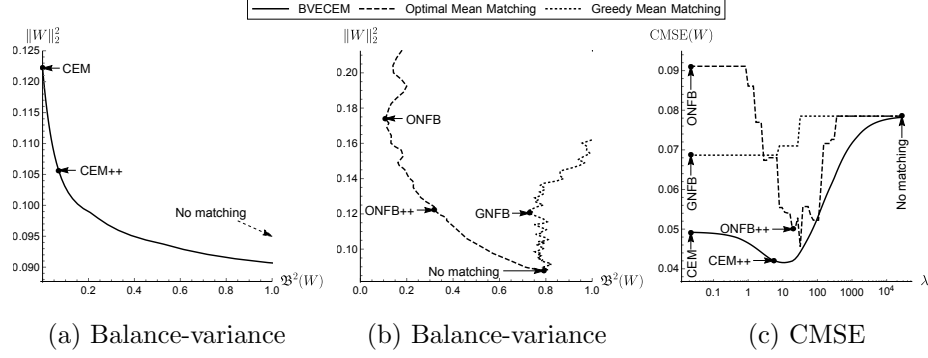
Similarly, given a coarsening function  $C : \mathcal{X} \rightarrow \{1, \dots, J\}$ , [7, eq. (2)] is given by  $\text{GOM}(\mathcal{W}^{n_1\text{-subset}}, \|\cdot\|_{\|\cdot\|_{\text{Lip}(\delta)} \oplus \rho \|\cdot\|_{L_\infty(C)}}, 0)$ , [7, eq. (3)] is given by  $\text{GOM}(\mathcal{W}^{n_1\text{-subset}}, \|\cdot\|_{\|\cdot\|_{\text{Lip}(\delta)} \oplus \rho \|\cdot\|_{L_1(C)}}, 0)$ , and [7, eq. (4)] is given by  $\text{GOM}(\mathcal{W}^{n_1\text{-subset}}, \|\cdot\|_{\|\cdot\|_{\text{Lip}(\delta)} \oplus \rho \|\cdot\|_{L_2(C)}}, 0)$ ,<sup>11</sup> all for  $\rho > 0$  sufficiently large.

**EXAMPLE 2.** Let us revisit Ex. 1 to study coarsened exact and near-fine balance matching. We coarsen each of the two covariates into an 8-level factor encoding its marginal octile in the sample.<sup>12</sup> We consider BVE-CEM with all  $J = 64$  strata and plot the achievable balance-variance landscape in Fig. 2a. We point out both CEM and CEM++. No matching is in the far right, outside the plot area. We also consider mean-matching ( $p = \infty, p' = 1$ ) on the resulting 16-dimensional vector and plot the balance-variance landscape in Fig. 2b. The dashed curve in Fig. 2b is the balance-variance achieved by  $\text{GOM}(\mathcal{W}^{n'_0\text{-subset}}, \|\cdot\|_{\infty\text{-lin}}, 0)$  for  $n'_0 \in \{1, \dots, n_0\}$  ( $n'_0 \leq 22$  is outside the plot area). ONFB is the leftmost point and has  $n'_0 = 33$ . Note that not all points on the curve are on the efficient frontier given by  $\text{GOM}(\mathcal{W}^{\text{subsets}}, \|\cdot\|_{\infty\text{-lin}}, \lambda)$  for  $\lambda \in [0, \infty]$ . In particular, any  $n'_0 < 33$  cannot be on the frontier (showing the converse of Thm. 4 is false). We also point out ONFB++ and no matching in the plot. The dotted curve in Fig. 2b is a commonly used greedy heuristic for mean-matching whereby, starting from an empty subset, we incrementally add the unused control unit that minimizes the mean-matching objective. We point out GNFB, given by choosing the point along the greedy path with minimal mean-matching objective. It is the leftmost point on the curve. We plot the resulting CMSE in Fig. 2c corresponding only to points on the efficient frontier of each curve. The need to tune  $\lambda$  and consider the variance objective is clear. Even GNFB beats ONFB because the unintended larger matched set induced by sub-optimality. Correctly tuning  $\lambda$ , ONFB++ improves on both. Similarly, CEM++ improves on CEM.

<sup>11</sup>Using the vector 2-norm scaled by  $(\sum_{i \in \mathcal{T}_1} \mathbb{I}_{[C(X_i)=j]})_{j=1}^J$ .

<sup>12</sup>In particular, we chose the greatest number  $\ell$  of levels such that for the resulting  $\ell^2$  strata, every stratum with a treated unit had at least one control unit.

Fig 2: The Balance-Variance Trade-off in CEM and NFB



3.5. *Regression as GOM.* A very popular alternative to matching is regression adjustment via OLS with interaction terms [8].<sup>13</sup>

$$\hat{\tau}_{\text{OLS}} = \underset{\tau \in \mathbb{R}}{\operatorname{argmin}} \min_{\alpha \in \mathbb{R}, \beta_1, \beta_2 \in \mathbb{R}^d} \sum_{i=1}^n (Y_i - \alpha - \tau T_i - \beta_1^T X_i - \beta_2^T (X_i - \bar{X}_{\mathcal{T}_1}) T_i)^2,$$

where  $\bar{X}_{\mathcal{T}_1} = \frac{1}{n_1} \sum_{i \in \mathcal{T}_1} X_i$  is the treated sample mean vector. Surprisingly, this is exactly equivalent to an *unrestricted* version of mean-matching.

**THEOREM 12.** *Let  $V$  positive definite be given and let  $W$  be given by  $\text{GOM}(\mathcal{W}^{\text{general}}, \|\cdot\|_{2\text{-lin}(V)}, 0)$ . Then  $\hat{\tau}_W = \hat{\tau}_{\text{OLS}}$ .*

We actually prove this as a corollary of a more general result about the ridge-regression version of the regression adjustment with interaction terms:

$$\hat{\tau}_{\lambda\text{-ridge}} = \underset{\tau \in \mathbb{R}}{\operatorname{argmin}} \min_{\alpha \in \mathbb{R}, \beta_1, \beta_2 \in \mathbb{R}^d} \sum_{i=1}^n (Y_i - \alpha - \tau T_i - \beta_1^T X_i - \beta_2^T (X_i - \bar{X}_{\mathcal{T}_1}) T_i)^2 + \lambda \|\beta_1\|_2^2 + \lambda \alpha^2.$$

**THEOREM 13.** *Let  $W$  be given by  $\text{GOM}(\mathcal{W}^{\text{general}}, \|\cdot\|_{2\text{-lin}}, \lambda)$  for  $\lambda \geq 0$ . Then  $\hat{\tau}_W = \hat{\tau}_{\lambda\text{-ridge}}$ .*

These results reveal a very close connection between matching and regression adjustment. However, there are several nuanced but important differences between regression adjustment and regular mean-matching (*i.e.*, with

<sup>13</sup>Note that using the interaction term  $(X_i - \bar{X}_{\mathcal{T}_1})T_i$  corresponds to estimating the effect on the treated whereas using the interaction term  $(X_i - \bar{X})T_i$ , as it appears in [8], corresponds to estimating the overall average effect.

simplex or subset weights). Matching with simplex or subset weights results in a distribution over the sample units and thus is more interpretable, preserving the unit of analysis. This also allows certain randomization-based inferences. Moreover, whereas linear regression is subject to dangerous extrapolation [25, 4], matching with weights in the simplex (corresponding to convex combinations), including subsets, inherently prohibits extrapolation. OLS and mean-matching may coincide only if *exact* fine balance is feasible.

**3.6. Consistency.** In this section we characterize conditions for GOM to lead to consistent estimation. The conditions include “correct specification” by requiring that  $\|f_0\| < \infty$ . For a sequence of random variable  $Z_n$  and positive numbers  $a_n$ , we write  $Z_n = o_p(a_n)$  to mean  $|Z_n|/a_n$  converges to 0 in probability, *i.e.*,  $\forall \epsilon \mathbb{P}(|Z_n| \geq a_n \epsilon) \rightarrow 0$ , and  $Z_n = O_p(a_n)$  to mean that  $|Z_n|/a_n$  is stochastically bounded, *i.e.*,  $\forall \epsilon \exists M : \mathbb{P}(|Z_n| > M a_n) < \epsilon$ . Clearly, if  $b_n = o(a_n)$  then  $Z_n = O_p(b_n)$  implies  $Z_n = o_p(a_n)$ .

We need the following technical condition on  $\|\cdot\|$  for consistency. All magnitudes  $\|\cdot\|$  that we consider in this paper satisfy this condition.

**DEFINITION 3.**  $\|\cdot\|$  is *B-convex* if there is  $N \in \mathbb{N}, \eta < N$  such that for any  $\|g_1\|, \dots, \|g_N\| \leq 1$  there is a choice of signs so that  $\|\pm g_1 \pm \dots \pm g_N\| \leq \eta$ .

**THEOREM 14.** *Suppose Asn. 1 holds and that*

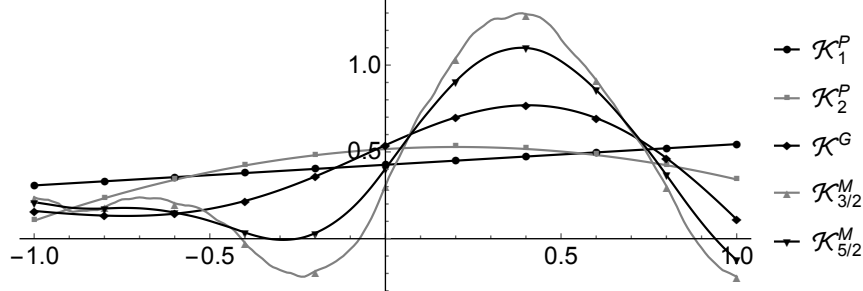
- (i)  $\mathcal{W} \in \mathfrak{W}$ ,  $\|\cdot\|$  satisfy the conditions of Def. 1,
- (ii) for each  $n$ ,  $W$  is given by  $\text{GOM}(\mathcal{W}, \|\cdot\|, \lambda_n)$ ,
- (iii)  $\lambda_n \in [\underline{\lambda}, \bar{\lambda}] \subset (0, \infty)$ ,
- (iv)  $\mathcal{W}^{\text{subsets}} \subseteq \mathcal{W}$ ,
- (v)  $\|\cdot\|$  is *B-convex*,
- (vi)  $\mathbb{E}[\sup_{\|f\| \leq 1} (f(X_1) - f(X_2))^2 \mid T_1 = 1, T_2 = 1] < \infty$ ,
- (vii)  $\text{Var}(Y(0) \mid X)$  is almost surely bounded, and
- (viii)  $\|f_0\| < \infty$ .

Then,  $\hat{\tau}_W - \text{SATT} = o_p(1)$ .

Condition (iv) is satisfied for subset, mutlisubset, and simplex matching. Condition (viii) requires correct specification of the outcome model. For example, for near-fine balance, expected outcomes have to *additive* in the factors (*i.e.*, linear).

**4. Kernel Optimal Matching.** In this section we develop kernel optimal matching (KOM) methods, which are given by GOM using a reproducing kernel Hilbert space (RKHS). Kernels are standard in machine learning

Fig 3: Random functions drawn a Gaussian process



as ways to generalize the structure of learned conditional expectation functions, like classifiers or regressors [26]. Kernels have many applications in statistics, applied and theoretical [27, 28, 29, 30].

A positive semidefinite (PSD) kernel on  $\mathcal{X}$  is a function  $\mathcal{K} : \mathcal{X} \times \mathcal{X} \rightarrow \mathbb{R}$  such that for any  $X_1, \dots, X_n$  the Gram matrix  $K_{ij} = \mathcal{K}(X_i, X_j)$  is PSD, *i.e.*,  $K \in \mathcal{S}_+^{n \times n} = \{A \in \mathbb{R}^{n \times n} : A = A^T, v^T K v \geq 0 \forall v \in \mathbb{R}^n\}$ . An RKHS on  $\mathcal{X}$  is a Hilbert space of functions  $\mathcal{X} \rightarrow \mathbb{R}$  for which the maps  $\mathcal{F} \rightarrow \mathbb{R} : f \mapsto f(x)$  are continuous for any  $x$ . Continuity and the Riesz representation theorem imply that for each  $x \in \mathcal{X}$  there is  $\mathcal{K}(x, \cdot) \in \mathcal{F}$  such that  $\langle \mathcal{K}(x, \cdot), f(\cdot) \rangle = f(x)$  for every  $f \in \mathcal{F}$ . This  $\mathcal{K}$  is always a PSD kernel and reproduces  $\mathcal{F}$  in that  $\mathcal{F} = \text{closure}(\text{span}\{\mathcal{K}(x, \cdot) : x \in \mathcal{X}\})$ . Symmetrically, by the Moore-Aronszajn Theorem the span of any PSD kernel with the inner product  $\langle K(x, \cdot), K(x', \cdot) \rangle = K(x, x')$  can be uniquely completed into an RKHS, which we call the RKHS induced by  $\mathcal{K}$ . PSD kernels also describe the covariance of Gaussian processes: we say that  $f \sim \mathcal{GP}(\mu, \mathcal{K})$  if for any  $x, x'$ ,  $f(x)$  is Gaussian with mean  $\mu(x)$  and  $\text{Cov}(f(x), f(x')) = \mathcal{K}(x, x')$ .

Popular examples of kernels on  $\mathbb{R}^d$  are polynomial  $\mathcal{K}_\nu^P(x, x') = (1 + \frac{x^T x'}{\nu})^\nu$ , exponential  $\mathcal{K}^E(x, x') = e^{x^T x'}$ , Gaussian  $\mathcal{K}^G(x, x') = e^{-\frac{1}{2}\|x - x'\|^2}$ , and Matérn  $\mathcal{K}_\nu^M(x, x') = \frac{(\sqrt{2\nu}\|x - x'\|)^\nu}{2^{\nu-1}\Gamma(\nu)} \text{BK}_\nu(\sqrt{2\nu}\|x - x'\|)$  where  $\text{BK}_\nu$  is a modified Bessel function of the second kind. Fig. 3 displays random draws (on the same realization path) of functions  $\mathbb{R} \rightarrow \mathbb{R}$  from the Gaussian processes with mean zero and the kernels above.

Generally, we either normalize covariate data before putting it in a kernel so that the control sample has zero sample mean and identity covariance (and choose a length-scale to rescale the norms in the Gaussian and Matérn kernels) or we just fit a rescaling matrix to the data. Much more discussion on this process is given in Sec. 4.5 and on connections to equal percent bias reduction (EPBR) in Sec. 5.

RKHS norms always satisfy the conditions of Def. 1 by definition. We call the resulting GOM, kernel optimal matching (KOM).

DEFINITION 4. Given a PSD kernel  $\mathcal{K}$  on  $\mathcal{X}$ , the kernel optimal matching  $\text{KOM}(\mathcal{W}, \mathcal{K}, \lambda)$  is given by  $\text{GOM}(\mathcal{W}, \|\cdot\|, \lambda)$  where  $\|\cdot\|$  is the RKHS norm induced by  $\mathcal{K}$ . We also overload our notation:  $\mathfrak{B}(W; \mathcal{K}) = \mathfrak{B}(W; \|\cdot\|)$ ,  $\mathfrak{E}(W; \mathcal{K}, \lambda) = \mathfrak{E}(W; \|\cdot\|, \lambda)$ .

THEOREM 15. Let  $\mathcal{K}$  be a PSD kernel and let  $K_{ij} = \mathcal{K}(X_i, X_j)$ . Then,  $\text{KOM}(\mathcal{W}, \mathcal{K}, \lambda)$  is given by the optimization problem

$$(4.1) \quad \min_{W \in \mathcal{W}} \frac{1}{n_1^2} e_{n_1}^T K_{\mathcal{T}_1, \mathcal{T}_1} e_{n_1} - \frac{2}{n_1} e_{n_1}^T K_{\mathcal{T}_1, \mathcal{T}_0} W + W^T (K_{\mathcal{T}_0, \mathcal{T}_0} + \lambda I) W.$$

Problem (4.1) has a convex-quadratic objective. When  $\mathcal{W} = \mathcal{W}^{\text{simplex}}$ , the problem is a linearly-constrained quadratic optimization problem, which is polynomially time solvable and easily computed with off-the-shelf solvers.

For subset-based matching  $\text{KOM}(\mathcal{W}^{\text{subsets}}, \mathcal{K}, \lambda)$  is given by the following convex-quadratic binary optimization problem for some  $n(\lambda)$ :

$$\min_{U \in \{0,1\}^{\mathcal{T}_0}: \sum_{i \in \mathcal{T}_0} U_i = n(\lambda)} \frac{1}{n_1^2} e_{n_1}^T K_{\mathcal{T}_1, \mathcal{T}_1} e_{n_1} - \frac{2}{n_1 n(\lambda)} e_{n_1}^T K_{\mathcal{T}_1, \mathcal{T}_0} U + \frac{1}{n(\lambda)^2} U^T K_{\mathcal{T}_0, \mathcal{T}_0} U.$$

Unless otherwise noted, when referring to KOM, we mean on the simplex.

In Cor. 3, we saw that GOM immediately leads to a bound on CMSE. For the case of KOM, we can also interpret it as Bayesian efficient.

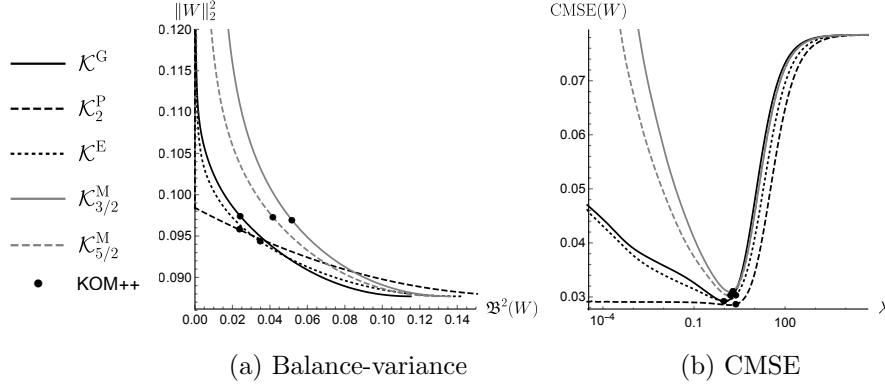
THEOREM 16. Let  $\mathcal{K}$  be a PSD kernel,  $c \in \mathbb{R}$ ,  $\gamma^2, \sigma^2 \geq 0$ ,  $\lambda = \sigma^2/\gamma^2$ . Suppose our prior is that  $f_0 \sim \mathcal{GP}(c, \gamma^2 \mathcal{K})$  and  $Y_i \sim \mathcal{N}(f_0(X_i), \sigma^2)$ . Then  $\mathfrak{E}(W; \mathcal{K}, \lambda)$  is within a constant term and scaling of the posterior MSE of  $\hat{\tau}_W$  given the data  $X_{1:n}, T_{1:n}$ .

4.1. *Automatic Selection of  $\lambda$ .* As in NNM++, we treat choosing  $\lambda$  as a hyperparameter estimation problem, but here we use the Bayesian interpretation of KOM given by Thm. 16 and employ an empirical Bayes approach to estimating the prior parameters  $\gamma^2, \sigma^2$ .

Given a kernel  $\mathcal{K}$ , we postulate  $f_0 \sim \mathcal{GP}(c, \gamma^2 \mathcal{K})$ ,  $Y_i \sim \mathcal{N}(f_0(X_i), \sigma^2)$ , where we set  $c = \bar{Y}_{\mathcal{T}_0}$ . Given this model, we can ask what is the likelihood of the data for a given assignment to  $\gamma^2, \sigma^2$ . This is known as the *marginal likelihood*. It is straightforward to show that the negative log marginal likelihood of the control data given the prior parameters  $\gamma^2, \sigma^2$  is

$$\begin{aligned} \ell(\gamma^2, \sigma^2) &= -\log \mathbb{P}(Y_{\mathcal{T}_0} \mid X_{\mathcal{T}_0}, \gamma^2, \sigma^2) \\ &= \frac{1}{2} Y_{\mathcal{T}_0}^T (\gamma^2 K_{\mathcal{T}_0, \mathcal{T}_0} + \sigma^2 I)^{-1} Y_{\mathcal{T}_0} + \frac{1}{2} \log |\gamma^2 K_{\mathcal{T}_0, \mathcal{T}_0} + \sigma^2 I| + \frac{n}{2} \log(2\pi), \end{aligned}$$

Fig 4: The Balance-Variance Trade-off in KOM



where  $K$  is the Gram matrix. Choosing  $\hat{\gamma}^2, \hat{\sigma}^2$  to minimize this quantity, we let  $\hat{\lambda} = \hat{\sigma}^2 / \hat{\gamma}^2$ . We give the name KOM++ to KOM with  $\lambda = \hat{\lambda}$ .

**EXAMPLE 3.** Let us revisit Ex. 1 to study KOM. We consider KOM with the Gaussian, quadratic, exponential, Matérn  $\nu = 3/2$ , and Matérn  $\nu = 5/2$  kernels. We plot the resulting balance-variance landscape in Fig. 4a. Note that the horizontal axis is different across the curves and so the curves are not immediately comparable. We plot the resulting CMSE in Fig. 4b. In both figures, we point out the result of KOM++, which chooses  $\lambda$  by marginal likelihood and which appears to perform well across all kernels.

**4.2. Consistency.** We now characterize conditions for KOM to lead to consistent estimation. Under correct specification, we can guarantee efficient  $\sqrt{n}$ -consistency. Under incorrect specification but with a  $C_0$ -universal kernel, we can still ensure consistency. A  $C_0$ -universal kernel, defined below, is one that can arbitrarily approximate compactly-supported continuous function in  $L_\infty$ . The Gaussian kernel is  $C_0$ -universal and the exponential kernel is  $C_0$ -universal on compact spaces [31].

**DEFINITION 5.** A PSD kernel  $\mathcal{K}$  on a Hausdorff  $\mathcal{X}$ <sup>14</sup> is  $C_0$ -universal if, for any continuous function  $g : \mathcal{X} \rightarrow \mathbb{R}$  with compact support (*i.e.*, for some  $C$  compact,  $\{x : g(x) \neq 0\} \subseteq C$ ) and  $\eta > 0$ , there exists  $m$  and  $\alpha_1, x_1, \dots, \alpha_m, x_m$  such that  $\sup_{x \in \mathcal{X}} |\sum_{j=1}^m \alpha_j \mathcal{K}(x_j, x) - g(x)| \leq \eta$ .

**THEOREM 17.** Suppose Asn. 1 holds and that

<sup>14</sup>Euclidean space  $\mathbb{R}^d$ , for example, is Hausdorff.

- (i) for each  $n$ ,  $W$  is given by  $\text{KOM}(\mathcal{W}, \mathcal{K}, \lambda_n)$ ,
- (ii)  $\lambda_n \in [\underline{\lambda}, \bar{\lambda}] \subset (0, \infty)$ ,
- (iii)  $\mathcal{W}^{\text{subsets}} \subseteq \mathcal{W}$ ,
- (iv)  $\mathbb{E}[\mathcal{K}(X, X) \mid T = 1] < \infty$ , and
- (v)  $\text{Var}(Y(0) \mid X)$  is almost surely bounded.

Then the following two results hold:

- (a) If  $\|f_0\| < \infty$ :  $\hat{\tau}_W - \text{SATT} = O_p(n^{-1/2})$ .
- (b) If  $\mathcal{K}$  is  $C_0$ -universal:  $\hat{\tau}_W - \text{SATT} = o_p(1)$ .

As before, condition (iii) is satisfied for subset, mutlisubset, and simplex matching. Condition (iv) is trivially satisfied for any bounded kernel ( $\mathcal{K}(x, x) \leq M$ ), such as the Gaussian and Matérn kernels. Condition (v) is satisfied under homoskedasticity. Case (a) is the case of a well-specified model, even if  $\mathcal{K}$  induces an infinite-dimensional RKHS (such as any universal kernel does). For example, while the exponential kernel is universal on compact spaces, any polynomial (*e.g.*, linear) function will always have a finite norm in its induced RKHS. Case (b) is the case of a misspecified model, wherein a universal kernel still guarantees model-free consistency.

**4.3. Augmented Kernel Weighted Estimator.** A popular estimator for causal effect is the augmented inverse propensity weighted (AIPW) estimator [10, 32, 33]:<sup>15</sup>

$$\hat{\tau}_{\text{AIPW}(\hat{f}_0, \hat{p})} = \frac{1}{n_1} \sum_{i \in \mathcal{T}_1} (Y_i - \hat{f}_0(X_i)) - \sum_{i \in \mathcal{T}_0} W_{\hat{p}, i} (Y_i - \hat{f}_0(X_i)),$$

where  $W_{\hat{p}, i} = \frac{\hat{p}(X_i)}{n_1(1 - \hat{p}(X_i))}$ ,  $\hat{f}_0(x)$  is a regression estimator for  $f_0(x)$ , and  $\hat{p}(x)$  is a binary regression estimator for  $\mathbb{P}(T = 1 \mid X = x)$ . AIPW is known as doubly robust because it is consistent even if only one of these regression estimators is consistent. It de-biases the regression-based estimate by adding the residuals from fitting the function on the control sample, re-weighted by  $W_{\hat{p}}$  in order to match the target treated sample. These weights are exactly the weights of the inverse propensity weighted (IPW) estimator, *i.e.*,  $\hat{\tau}_{W_{\hat{p}}}$ .

This motivates a more general augmented weighted (AW) estimator:

$$\hat{\tau}_{\text{AW}(\hat{f}_0, W)} = \frac{1}{n_1} \sum_{i \in \mathcal{T}_1} (Y_i - \hat{f}_0(X_i)) - \sum_{i \in \mathcal{T}_0} W_i (Y_i - \hat{f}_0(X_i)).$$

When  $W$  is given by KOM, we call this estimator the augmented kernel weighted (AKW) estimator. The AKW estimator has a related double robustness property, that only one of the regression or the RKHS defining the KOM weights need to be correctly specified.

<sup>15</sup>The common form of AIPW is for SATE; this is the analogue version for SATT.

**THEOREM 18.** *Suppose the conditions of Thm. 17 hold. Suppose for some fixed  $\tilde{f}_0$ ,  $(\mathbb{E}[(\hat{f}_0(X) - \tilde{f}_0(X))^2])^{1/2} = O(r(n))$  for  $r(n) = \Omega(n^{-1/2})$ . Then the following four results hold:*

- (a) If  $\tilde{f}_0 = f_0$ :  $\hat{\tau}_{\text{AW}(\hat{f}_0, W)} - \text{SATT} = O_p(r(n)).$
- (b) If  $\mathcal{K}$  is  $C_0$ -universal:  $\hat{\tau}_{\text{AW}(\hat{f}_0, W)} - \text{SATT} = o_p(1).$
- (c) If  $\|\tilde{f}_0\|, \|f_0\| < \infty$ :  $\hat{\tau}_{\text{AW}(\hat{f}_0, W)} - \text{SATT} = O_p(r(n)).$
- (d) If  $\|f_0\| < \infty, \|\hat{f}_0\| = O_p(1)$ :  $\hat{\tau}_{\text{AW}(\hat{f}_0, W)} - \text{SATT} = O_p(n^{-1/2}).$

Case (a) says that  $\hat{f}_0$  is weakly  $L_2$ -consistent with rate  $r(n)$ . The condition holds with a parametric  $r(n) = n^{-1/2}$ , for example, if  $f_0$  is linear and  $\hat{f}_0$  is given by OLS on  $X_{\mathcal{T}_0}, Y_{\mathcal{T}_0}$ . Cases (b), (c), and (d) say that when  $\hat{f}_0$  may be inconsistent, kernel weights can correct for the error.

AKW is most useful when  $\hat{f}_0$  is given by a parametric regression and we use KOM with a universal kernel: then we get a parametric rate when the model is correct but do not sacrifice consistency when it is not.

In an alternative usage, [34] recently showed that in a setting with a *correctly specified* but *high-dimensional* linear model, efficient estimation is possible using  $\hat{\tau}_{\text{AW}(\hat{f}_0, W)}$  with  $\hat{f}_0$  given by the LASSO [35] and  $W$  given by near-fine balance, or the equivalent of  $\text{GOM}(\mathcal{W}^{\text{simplex}}, \|\cdot\|_{1\text{-lin}}, \lambda)$ , *i.e.*, both the regression and the weights are based on a linear specification. Contrastingly, in a low dimensional setting, there may perhaps be little point to both regressing and matching based on the same model: if  $\hat{f}_0$  is given by  $\lambda$ -ridge regression or by OLS ( $\lambda = 0$ ) on  $\mathcal{T}_0$  and  $W$  by  $\text{GOM}(\mathcal{W}^{\text{general}}, \|\cdot\|_{2\text{-lin}}, \lambda)$  then  $\hat{\tau}_{\text{AW}(\hat{f}_0, W)}$ ,  $\hat{\tau}_W$ ,  $\hat{\tau}_{\lambda\text{-ridge}}$ , and  $\frac{1}{n_1} \sum_{i \in \mathcal{T}_1} (Y_i - \hat{f}_0(X_i))$  are all exactly equal. Indeed, unlike high dimensional settings, in a well-specified low dimensional setting an efficient unbiased estimator is possible.

**4.4. Kernel Matching to Reduce Model Dependence.** A popular use of matching, as implemented in the popular *R* package `MatchIt`, is as pre-processing before regression analysis, in which case matching is commonly understood to reduce model dependence [4]. Similar in spirit to double robustness in the face of potential model misspecification, this is understood commonly and in [4] as pruning unmatched control subjects before a linear regression-based treatment effect estimation. More generally, however, we can consider any nonnegative weights  $W$ , whether subset or simplex weights. This leads to the following weighted least squares estimator:

$$\begin{aligned} \hat{\tau}_{\text{WLS}(W)} = \operatorname{argmin}_{\tau \in \mathbb{R}} \min_{\alpha \in \mathbb{R}, \beta_1, \beta_2 \in \mathbb{R}^d} & \sum_{i=1}^n (T_i/n_1 + (1 - T_i)W_i) \\ & \times (Y_i - \alpha - \tau T_i - \beta_1^T X_i - \beta_2^T (X_i - \bar{X}_{\mathcal{T}_1})T_i)^2 \end{aligned}$$



When  $W$  is given by KOM, we can show that this procedure indeed achieves the desired robustness: consistency without model dependence and efficient parametric estimation when the model is correctly specified.

**THEOREM 19.** *Suppose the conditions of Thm. 17 hold and that  $\mathcal{K}$  is  $C_0$ -universal,  $\mathcal{X}$  bounded, and  $\mathbb{E}[XX^T \mid T = 1]$  non-singular. Then,*

- (a) *Regardless of  $f_0$ :*  $\hat{\tau}_{\text{WLS}(W)} - \text{SATT} = o_p(1).$
- (b) *If  $\exists \alpha_0, \beta_0$  s.t.  $f_0(x) = \alpha_0 + \beta_0^T x$ :*  $\hat{\tau}_{\text{WLS}(W)} - \text{SATT} = O_p(n^{-1/2}).$

**4.5. Automatic Selection of  $\mathcal{K}$ .** We can go further than just selecting  $\lambda$  in a data-driven manner for KOM and also use marginal likelihood to choose  $\mathcal{K}$ . Consider a parametrized family of kernels  $\mathfrak{K} = \{\mathcal{K}_\theta(x, x') : \theta \in \Theta\}$ . The most common example is parameterizing the length-scale of the Gaussian kernel:  $\{\mathcal{K}_\theta(x, x') = \mathcal{K}^G(x/\theta, y/\theta) : \theta > 0\}$ . But we can easily conceive of more complex structures such as fitting a rescaling matrix for any kernel:  $\{\mathcal{K}_\theta(x, x') = \mathcal{K}(\theta x, \theta y) : \theta \in \Theta \subseteq \mathbb{R}^{d \times d}\}$ , where  $\Theta$  can be restricted to diagonal matrices in order to rescale each covariate known as automatic relevance detection (ARD), can be unrestricted to fit a full covariance structure, or can be restricted to matrices with only  $d' < d$  rows in order to find a projection onto a lower dimensional space, which can help make the subsequent matching more efficient. Additionally, we can consider mixtures of kernels,  $\{\theta \mathcal{K}_1 + (1 - \theta) \mathcal{K}_2 : \theta \in [0, 1], \mathcal{K}_1 \in \mathfrak{K}_1, \mathcal{K}_2 \in \mathfrak{K}_2\}$ , and more complex structures like the spectral mixture kernel [36].

It is easy to see that given any such parameterized kernel  $\mathcal{K}_\theta$ , the negative log marginal likelihood is simply given by the parametrized Gram matrix:

$$\ell(\theta, \gamma^2, \sigma^2) = \frac{1}{2} Y_{\mathcal{T}_0}^T (\gamma^2 K_\theta + \sigma^2 I)^{-1} Y_{\mathcal{T}_0} + \frac{1}{2} \log |\gamma^2 K_\theta + \sigma^2 I| + \frac{n}{2} \log(2\pi),$$

where  $K_{\theta, i, j} = \mathcal{K}_\theta(X_i, X_j)$  for  $i, j \in \mathcal{T}_0$ . As before, we can optimize this over  $\theta, \gamma^2, \sigma^2$  jointly to select both  $\mathcal{K}$  and  $\lambda$  for KOM.

Note that if is the case that for any  $\theta \in \Theta$  and unitary matrix  $U \in \mathbb{R}^{d \times d}$  we have  $\mathcal{K}_\theta(Ux, Ux') = \mathcal{K}_{\theta'}(x, x')$  for some  $\theta' \in \Theta$ , then the resulting matching method is always affinely invariant. For example, this is the case when we parametrize either an unrestricted low-dimensional projection or full covariance matrix for the kernel. This means that it is not necessary to preprocess the data to make the sample covariance identity by studentization.

**EXAMPLE 4.** We revise the setup of Ex. 1 by letting  $X \sim \text{Unif}[-1, 1]^5$ ,  $\mathbb{P}(T = 1 \mid X) = 0.95/(1 + \frac{3}{\sqrt{5}} \|X\|_2)$ , and  $Y(0) \mid X \sim \mathcal{N}(X_1^2 + X_2^2, \sqrt{3})$ , so that there are three redundant covariates. We consider all estimators in the preceding examples as well as KOM++ with ARD. For CEM, we coarsen

into the greatest number of levels per covariate while maintaining at least one control unit in each stratum with a treated unit. We run 100 replications and compute the *marginal* mean squared error (MSE). The estimators in order of increasing MSE (indicated in parentheses) are: KOM++ with ARD and  $\mathcal{K}_{5/2}^M$  (0.0247), KOM++ with ARD and  $\mathcal{K}_{3/2}^M$  (0.0250), KOM++ with ARD and  $\mathcal{K}^E$  (0.0256), KOM++ with ARD and  $\mathcal{K}^G$  (0.0257), KOM++ with  $\mathcal{K}^G$  (0.0262), KOM++ with  $\mathcal{K}_{5/2}^M$  (0.0264), KOM++ with  $\mathcal{K}_{3/2}^M$  (0.0264), KOM++ with ARD and  $\mathcal{K}_2^P$  (0.0265), KOM++ with  $\mathcal{K}_2^P$  (0.0268), NNM++ (0.0360), CEM++ (0.0367), CEM (0.0378), NNM (0.0405), 1:1M (0.0405).

**5. Connections to and Generalization of EPBR.** Equal-percent bias reduction (EPBR) [37, 38] is a property of matching methods stipulating that, on average, the reduction in discrepancy in the mean vector be equal across all the the covariates relative to doing no matching at all. This is the case if and only if the matching reduces imbalance for any linear function of the covariates. In this section we discuss connections to KOM as well as non-linear generalizations of EPBR.

For the sake of exposition, we define EPBR somewhat differently and explain the connection below.

**DEFINITION 6.** For  $\mathcal{X} \subseteq \mathbb{R}^d$ , a matching method  $W$  is *linearly EPBR* relative to  $W'$ , written  $W \preceq_{\text{lin-EPBR}} W'$ , if  $|\mathbb{E}[B(W; f)]| \leq |\mathbb{E}[B(W'; f)]|$  for any  $f(x) = \beta^T x + \beta_0$ ,  $\beta \in \mathbb{R}^d$ ,  $\beta_0 \in \mathbb{R}$ .

Usually, we compare relative to the no-matching weights  $W_i^{(0)} = 1/n_0$ . The definition of EPBR in [37] is equivalent to saying in our definition that  $W$  is comparable to  $W^{(0)}$  in lin-EPBR, *i.e.*, either  $W \preceq_{\text{lin-EPBR}} W^{(0)}$  or  $W^{(0)} \preceq_{\text{lin-EPBR}} W$ . This equivalence is proven in the following. The definition in [37] is stated in terms of the equivalent proportionality statement below, relative to  $W^{(0)}$  and without magnitude restrictions on  $\alpha$ .

**THEOREM 20.** Suppose  $\mathcal{X} \subseteq \mathbb{R}^d$ . Then,  $W \preceq_{\text{lin-EPBR}} W'$  if and only if there exists  $\alpha \in [-1, 1]$  such that  $\mathbb{E}[\sum_{i \in \mathcal{T}_1} W_i X_i - \sum_{i \in \mathcal{T}_0} W_i X_i] = \alpha \mathbb{E}[\sum_{i \in \mathcal{T}_1} W'_i X_i - \sum_{i \in \mathcal{T}_0} W'_i X_i]$  as vectors in  $\mathbb{R}^d$ .

In [39], the authors show that in the special case of proportionally ellipsoidal distributions, affinely invariant matching methods are EPBR. We restate and reprove the result in terms of our definitions.

**DEFINITION 7.** For  $\mathcal{X} \subseteq \mathbb{R}^d$ , a matching method  $W$  is *affinely invariant* if  $W(X_{1:n}, T_{1:n}) = W(X_{1:n}A^T + \mathbf{1}_n a^T, T_{1:n})$  for all non-singular  $A \in \mathbb{R}^{d \times d}$  and  $a \in \mathbb{R}^d$  (the transformation is applied to each data point separately).

**ALGORITHM 3:** Affine Invariance by Studentization

---

**input:** Data  $X_{1:n}, T_{1:n}$ , a matching method  $W(X_{1:n}, T_{1:n})$ .  
 Let  $\hat{\mu} = \frac{1}{n_0} \sum_{i \in \tau_0} X_i$ ,  $\hat{\Sigma} = \frac{1}{n_0 - 1} \sum_{i \in \tau_0} (X_i - \hat{\mu})(X_i - \hat{\mu})^T$ .  
 Eigen-decompose  $\hat{\Sigma} = U \text{Diag}(\tau_1, \dots, \tau_d) U^T$ .  
 Set  $\hat{\Sigma}^{\dagger/2} = U \text{Diag}(\mathbb{I}_{[\tau_1 \neq 0]} \tau_1^{-1/2}, \dots, \mathbb{I}_{[\tau_d \neq 0]} \tau_d^{-1/2}) U^T$ .  
**output:**  $W((X_{1:n} - \hat{\mu})\hat{\Sigma}^{\dagger/2}, T_{1:n})$ .

---

DEFINITION 8. Two random vectors  $Z$  and  $Z'$  are *proportionally ellipsoidal* if there exists PSD matrix  $\Sigma$ ,  $\alpha, \alpha' \in \mathbb{R}_+$ , and a characteristic function  $\phi : \mathbb{R} \rightarrow \mathbb{C}$  such that, for any  $v$ ,  $v^T Z$  and  $v^T Z'$  have characteristic functions  $e^{iv^T \mathbb{E}[Z]t} \phi(\alpha v^T \Sigma v t^2)$  and  $e^{iv^T \mathbb{E}[Z']t} \phi(\alpha' v^T \Sigma v t^2)$ , respectively.

THEOREM 21. If  $X \mid T = 0$ ,  $X \mid T = 1$  are *proportionally ellipsoidal* and  $W$  is *affinely invariant*, then  $W$  and  $W^{(0)}$  are *lin-EPBR comparable*.

Methods based on the Mahalanobis distance are affinely invariant. KOM with a fitted scaling matrix is also affinely invariant as discussed in 4.5. All unitarily invariant matching methods can be made to be affinely invariant by preprocessing the data. This procedure is detailed in Alg. 3. KOM is unitarily invariant if the kernel is unitarily invariant, including all kernels studied in this paper. With the exception of CEM, all methods we have studied have been unitarily invariant.

DEFINITION 9. For  $\mathcal{X} \subseteq \mathbb{R}^d$ , a matching method  $W$  is *unitarily invariant* if  $W(X_{1:n}, T_{1:n}) = W(X_{1:n} A^T, T_{1:n})$  for all unitary  $A = A^{-T} \in \mathbb{R}^{d \times d}$ . Equivalently,  $W$  is *unitarily invariant* if it only depends on  $X_{1:n} X_{1:n}^T, T_{1:n}$ .

THEOREM 22. Suppose  $\mathcal{X} \subseteq \mathbb{R}^d$ . If  $W$  is *unitarily invariant* then Alg. 3 produces an *affinely invariant weighting method*.

At the same time, affinely invariant methods only make sense if we have more datapoints than the dimension of the data, since the dimension of the data is precisely the dimension of the space of linear functions on the data.

THEOREM 23. Suppose  $\mathcal{X} \subseteq \mathbb{R}^d$ . If  $W$  is *affinely invariant* then  $W$  is *constant over all data  $X_{1:n}$  that is affinely independent*.<sup>16</sup>

In other words, if  $n \leq d$ , then any affinely invariant matching method does nothing useful at all because it is (generically) invariant to the data.

---

<sup>16</sup> $X_{1:n}$  are said to be affinely independent if  $X_{2:n} - X_1$  are linearly independent.

The above exposition establishes the connection of KOM to EPBR and the benefits it bestows. If we either fit a scaling matrix by marginal likelihood or studentize the data, then KOM is affinely invariant and hence EPBR for proportionally ellipsoidal data, *i.e.*, has uniform improvement over all linear outcomes. However, one of the main attractions of KOM is in dealing with *non-linear* outcomes. We next present a direct generalization of EPBR to non-linear outcomes, allowing us to characterize when matching methods can have performance guarantees over families of *non-linear* outcomes. We recreate the analogous lin-EPBR results for the non-linear version.

**DEFINITION 10.** A matching method  $W$  is  $\mathcal{F}$ -EPBR relative to  $W'$ , written  $W \preceq_{\mathcal{F}\text{-EPBR}} W'$ , if  $|\mathbb{E}[B(W; f)]| \leq |\mathbb{E}[B(W'; f)]|$  for every  $f \in \mathcal{F}$ .

**THEOREM 24.** Let  $\mathcal{F}$  be a linear subspace of the functions  $\mathcal{X} \rightarrow \mathbb{R}$  under pointwise addition and scaling. Then,  $W \preceq_{\mathcal{F}\text{-EPBR}} W'$  if and only if there exists  $\alpha \in [-1, 1]$  such that, as operators on  $\mathcal{F}$ ,  $\mathbb{E}[B(W; \cdot)] = \alpha \mathbb{E}[B(W'; \cdot)]$ .

**DEFINITION 11.** Let  $\mathcal{K}$  be a PSD kernel on  $\mathcal{X}$  and let  $\mathcal{F}$  be its RKHS. The  $\mathcal{X}$ -valued random variables  $Z$  and  $Z'$  are *proportionally  $\mathcal{K}$ -ellipsoidal* if there exist  $\mu, \mu' \in \mathcal{F}$ , PSD compact  $C \in \mathcal{F} \otimes \mathcal{F}$ ,  $\alpha, \alpha' \in \mathbb{R}_+$ , and a characteristic function  $\phi : \mathbb{R} \rightarrow \mathbb{C}$  such that, for every  $x \in \mathcal{X}$ ,  $K(Z, x)$  and  $K(Z', x)$  are a real random variables distributed with characteristic functions  $\psi(t) = e^{i\mu(x)t} \phi(C(x, x)t^2)$ ,  $\psi(t) = e^{i\mu'(x)t} \phi(\alpha C(x, x)t^2)$  respectively.

For example, proportionally ellipsoidal is equivalent to proportionally  $\mathcal{K}$ -ellipsoidal with  $\mathcal{K}(x, x') = x^T x'$ .

**DEFINITION 12.** Let  $\mathcal{K}$  be a PSD kernel on  $\mathcal{X}$  and let  $\mathcal{F}$  be its RKHS. A matching method  $W$  is  *$\mathcal{K}$ -affinely invariant* if

1. it depends on the data via its embedding, *i.e.*,  $\exists W' : \mathcal{F}^n \times \{0, 1\}^n \rightarrow \mathcal{W}$  such that  $W(X_{1:n}, T_{1:n}) = W'(\{\mathcal{K}(X_i, \cdot)\}_{i=1}^n, T_{1:n})$ , and
2.  $W'$  is affinely invariant, *i.e.*, for any bounded non-singular  $A \in \mathcal{F} \otimes \mathcal{F}$  and  $a \in \mathcal{F}$ , we have  $W'(\{\mathcal{K}(X_i, \cdot)\}_{i=1}^n, T_{1:n}) = W'(\{A\mathcal{K}(X_i, \cdot) + a\}_{i=1}^n, T_{1:n})$ .

**THEOREM 25.** Let  $\mathcal{K}$  be a PSD kernel on  $\mathcal{X}$  and let  $\mathcal{F}$  be its RKHS. If  $X \mid T = 0$ ,  $X \mid T = 1$  are proportionally  $\mathcal{K}$ -ellipsoidal and  $W$  is affinely invariant then  $W$  is  $\mathcal{F}$ -EPBR relative to  $W^{(0)}$ .

**DEFINITION 13.** Let  $\mathcal{K} : \mathcal{X} \times \mathcal{X} \rightarrow \mathbb{R}$  be a PSD kernel.  $W$  is  *$\mathcal{K}$ -unitarily invariant* if it depends on the data via its Gram matrix, *i.e.*,  $\exists W' : \mathcal{S}_+^{n \times n} \times \{0, 1\}^n \rightarrow \mathcal{W}$  such that  $W(X_{1:n}, T_{1:n}) = W'((\mathcal{K}(X_i, X_j))_{i,j=1}^n, T)$ .

**ALGORITHM 4:**  $\mathcal{K}$ -Affine Invariance by  $\mathcal{K}$ -Studentization

---

**input:** Data  $X_{1:n}, T_{1:n}$ , a PSD kernel  $\mathcal{K}$ , a  $\mathcal{K}$ -unitarily invariant  $W(X, T)$ .  
 Let  $K_{ij} = \mathcal{K}(X_i, X_j)$ ,  $E_{ij}^{(0)} = \mathbb{I}_{[j \in \mathcal{T}_0]}/n_0$ .  
 Set  $K^C = (I - E^{(0)})K(I - E^{(0)})^T$ ,  $M_{ij} = \sum_{l \in \mathcal{T}_0} K_{il}^C K_{jl}^C$ .  
 Compute the pseudo-inverse  $M^\dagger$  and let  $\bar{K} = K^C M^\dagger K^C$ .  
**output:**  $W'(\bar{K}, T_{1:n})$ .

---

**THEOREM 26.** *If  $W'$  is  $\mathcal{K}$ -unitarily invariant then Alg. 4 produces a  $\mathcal{K}$ -affinely invariant weighting method.*

For example, KOM is  $\mathcal{K}$ -unitarily invariant.

However, there are limits to  $\mathcal{K}$ -affine invariance:

**THEOREM 27.** *Suppose  $\mathcal{K}$  is strictly positive definite (has Gram matrix that is positive definite whenever all datapoints are distinct) and  $W$  is  $\mathcal{K}$ -affinely invariant. Then,  $W$  is constant over all  $X_{1:n}$  that are distinct.*

In other words,  $\mathcal{K}$ -affine invariance only makes sense for non-universal kernels since all universal kernels are strictly positive definite.

**6. Conclusion.** In this paper, we presented an encompassing framework and theory for matching methods for causal inference, arising from generalizations of a new functional analytical interpretation of optimal matching. On the one hand, this framework revealed a unifying thread between and provided a unified theoretical analysis for a variety of common existing methods, including both matching and regression methods. This in turn lead to new extensions to methods subsumed in this framework that appropriately and automatically adjust the balance-variance trade-off inherent in matching revealed by the theory developed. These extensions lead to benefits in estimation error relative to their standard counterparts.

On the other hand, this framework lead to the development of a new class of matching methods based on kernels. The new methods, called KOM, were shown to have some of the more appealing properties of the different methods in practical use, as supported by specialized theory developed. In particular, KOM yields a distribution over of subset of the control units preserving the unit of analysis, KOM has favorable consistency properties yielding efficient estimation under correct specification and model-free consistency regardless thereof, KOM has favorable robustness properties when used in an augmented weighted estimator, KOM has similarly favorable robustness properties when used as preprocessing before regression, KOM++ judiciously

and automatically weighs balance in the face of variance, and KOM allows for incredibly flexible model selection via empirical Bayes methods. These properties make KOM a particularly powerful tool for causal inference.

## 7. Proofs.

PROOF OF THM. 1. Define

$$(7.1) \quad \Xi(W) = \frac{1}{n_1} \sum_{i \in \mathcal{T}_1} \epsilon_i - \sum_{i \in \mathcal{T}_0} W_i \epsilon_i.$$

Rewrite  $\text{SATT} = \frac{1}{n_1} \sum_{i \in \mathcal{T}_1} Y_i - \frac{1}{n_1} \sum_{i \in \mathcal{T}_1} Y_i(0)$ , it is clear  $\text{SATT}$  differs from  $\hat{\tau}_W$  only in the second term so that, letting  $W_i = 1/n_1$  for  $i \in \mathcal{T}_1$ ,

$$\begin{aligned} \hat{\tau} - \text{SATT} &= \frac{1}{n_1} \sum_{i \in \mathcal{T}_1} Y_i(0) - \sum_{i \in \mathcal{T}_0} W_i Y_i(0) = B(W; f_0) + \Xi(W) \\ &= \sum_{i=1}^n (-1)^{T_i+1} W_i f_0(X_i) + \sum_{i=1}^n (-1)^{T_i+1} W_i \epsilon_i, \end{aligned}$$

For each  $i$ , we have

$$\mathbb{E}[\epsilon_i \mid X_{1:n}, T_{1:n}] = \mathbb{E}[Y_i(0) \mid X_i, T_i] - f_0(X_i) = \mathbb{E}[Y_i(0) \mid X_i] - f_0(X_i) = 0,$$

where the first equality is by definition of  $\epsilon_i$  and the second by Asn. 1. Since  $W_i = W_i(X_{1:n}, T_{1:n})$ , we have  $\mathbb{E}[(-1)^{T_i+1} W_i \epsilon_i \mid X_{1:n}, T_{1:n}] = 0$ . For each  $i, j$ ,

$$\begin{aligned} \mathbb{E}[(-1)^{T_i+T_j} W_i W_j \epsilon_i \epsilon_j \mid X_{1:n}, T_{1:n}] &= (-1)^{T_i+T_j} W_i W_j \mathbb{E}[\epsilon_i \epsilon_j \mid X_{1:n}, T_{1:n}] \\ &= W_i W_j \text{Cov}(Y_i(0), Y_j(0)) = \mathbb{I}_{[i=j]} W_i^2 \sigma_i^2, \\ \mathbb{E}[(-1)^{T_i+T_j} W_i W_j \epsilon_i f_0(X_j) \mid X_{1:n}, T_{1:n}] &= 0, \end{aligned}$$

completing the proof.  $\square$

PROOF OF THM. 2. Let  $D$  be the distance matrix  $D_{ii'} = \delta(X_i, X_{i'})$ . By the definition of the Lipschitz norm and linear optimization duality we get,

$$\begin{aligned} \mathfrak{B}(W; \|\cdot\|_{\text{Lip}(\delta)}) &= \sup_{v_i - v_{i'} \leq D_{ii'}} \frac{1}{n_1} \sum_{i \in \mathcal{T}_1} v_i - \sum_{i \in \mathcal{T}_0} W_i v_i \\ &= \min_{S \in \mathbb{R}_+^{n \times n}} \sum_{i, i'} D_{ii'} S_{ii'} \\ &\quad \text{s.t.} \quad \sum_{i'=1}^n (S_{ii'} - S_{i'i}) = 1/n_1 \quad \forall i \in \mathcal{T}_1 \\ &\quad \sum_{i'=1}^n (S_{ii'} - S_{i'i}) = -W_i \quad \forall i \in \mathcal{T}_0. \end{aligned}$$

This describes a min-cost flow problem with sources  $\mathcal{T}_1$  with inputs  $1/n_1$ , sinks  $\mathcal{T}_0$  with outputs  $W_i$ , edges between every two nodes with costs  $D_{ii'}$  and without capacities. Consider any source  $i \in \mathcal{T}_1$  and any sink  $i' \in \mathcal{T}_0$  and any path  $i, i_1, \dots, i_m, i'$ . By the triangle inequality,  $D_{ii'} \leq D_{ii_1} + D_{i_1 i_2} + \dots$

$\dots + D_{i_m i'}$ . Therefore, as there are no capacities, it is always preferable to send the flow from the sources to the sinks along the direct edges from  $\mathcal{T}_1$  to  $\mathcal{T}_0$ . That is, we can eliminate all other edges and write

$$\begin{aligned} \mathfrak{B}(W; \|\cdot\|_{\text{Lip}(\delta)}) &= \min_{S \in \mathbb{R}_+^{\mathcal{T}_1 \times \mathcal{T}_0}} \sum_{i \in \mathcal{T}_1, i' \in \mathcal{T}_0} D_{ii'} S_{ii'} \\ \text{s.t.} \quad &\sum_{i' \in \mathcal{T}_0} S_{ii'} = 1/n_1 \quad \forall i \in \mathcal{T}_1 \\ &\sum_{i' \in \mathcal{T}_1} S_{i'i} = W_i \quad \forall i \in \mathcal{T}_0. \end{aligned}$$

For (a), using the transformation  $W'_i = n_1 W_i$ , we get

$$\begin{aligned} \min_{W \in \mathcal{W}^{\text{simplex}}} \mathfrak{B}(W; \|\cdot\|_{\text{Lip}(\delta)}) &= \frac{1}{n_1} \min_{S, W'} \sum_{i \in \mathcal{T}_1, i' \in \mathcal{T}_0} D_{ii'} S_{ii'} \\ \text{s.t.} \quad &S \in \mathbb{R}_+^{\mathcal{T}_1 \times \mathcal{T}_0}, \quad W' \in \mathbb{R}_+^{\mathcal{T}_0} \\ &\sum_{i \in \mathcal{T}_0} W'_i = n_1 \\ &\sum_{i' \in \mathcal{T}_0} S_{ii'} = 1 \quad \forall i \in \mathcal{T}_1 \\ &\sum_{i \in \mathcal{T}_1} S_{ii'} - W'_i = 0 \quad \forall i' \in \mathcal{T}_0. \end{aligned}$$

This describes a min-cost network flow problem with sources  $\mathcal{T}_1$  with inputs 1; nodes  $\mathcal{T}_0$  with 0 exogenous flow; one sink with output  $n_1$ ; edges from each  $i \in \mathcal{T}_1$  to each  $i' \in \mathcal{T}_0$  with flow variable  $S_{ii'}$ , cost  $D_{ii'}$ , and without capacity; and edges from each  $i \in \mathcal{T}_0$  to the sink with flow variable  $W'_i$  and without cost or capacity. Because all data is integer, the optimal solution is integer (see [24]). This solution (in terms of  $W'$ ) is equal to sending the whole input 1 from each source in  $\mathcal{T}_1$  to the node in  $\mathcal{T}_0$  with smallest distance and from there routing this flow to the sink, which corresponds exactly to NNM.

For (b), using the same transformation, we get

$$\begin{aligned} \min_{W \in \mathcal{W}^{1/n_1\text{-simplex}}} \mathfrak{B}(W; \|\cdot\|_{\text{Lip}(\delta)}) &= \frac{1}{n_1} \min_{S, W'} \sum_{i \in \mathcal{T}_1, i' \in \mathcal{T}_0} D_{ii'} S_{ii'} \\ \text{s.t.} \quad &S \in \mathbb{R}_+^{\mathcal{T}_1 \times \mathcal{T}_0}, \quad W'_i \in \mathbb{R}_+^{\mathcal{T}_0} \\ &\sum_{i \in \mathcal{T}_0} W'_i = n_1 \\ &W'_i \leq 1 \quad \forall i \in \mathcal{T}_0 \\ &\sum_{i' \in \mathcal{T}_0} S_{ii'} = 1 \quad \forall i \in \mathcal{T}_1 \\ &\sum_{i \in \mathcal{T}_1} S_{ii'} - W'_i = 0 \quad \forall i' \in \mathcal{T}_0. \end{aligned}$$

This describes the same min-cost network flow problem except that the edges from each  $i \in \mathcal{T}_0$  to the sink have a capacity of 1. Because all data is integer, the optimal solution is integer. Since the optimal  $S_{ii'}$  is integer, by  $\sum_{i' \in \mathcal{T}_0} S_{ii'} = 1$ , for each  $i \in \mathcal{T}_1$  there is exactly one  $i' \in \mathcal{T}_0$  with  $S_{ii'} = 1$  and all others are zero.  $S_{ii'} = 1$  denotes matching  $i$  with  $i'$ . The optimal  $W'_i$  is integral and so, by  $W'_i \leq 1$ ,  $W'_i \in \{0, 1\}$ . Hence, for each  $i \in \mathcal{T}_0$ ,  $\sum_{i' \in \mathcal{T}_1} S_{ii'} \in \{0, 1\}$  so we only use node  $i$  at most once. The cost of  $S$  is exactly the sum of pairwise distances in the match. Hence, the optimal solution corresponds exactly to 1:1M.  $\square$

PROOF OF COR. 3. Let  $W = W_{\text{GOM}(\mathcal{W}, \|\cdot\|, \lambda)}$ . Then  $V^2(W; \sigma_{1:n}^2) \leq \sigma^2(\|W\|_2 + 1/n_1) = \gamma^2 \lambda (\|W\|_2 + 1/n_1)$  and  $B^2(W; f_0) \leq \inf_{g: B(W; g)=0} \forall W \in \mathcal{W} B^2(W; f_0 + g) \leq \gamma \mathfrak{B}(W; \|\cdot\|)$ . The rest follows by Thm. 1.  $\square$

PROOF OF THM. 4. Let  $W^* = W_{\text{GOM}(\mathcal{W}^{\text{subsets}}, \|\cdot\|, \lambda)}$ . Let  $n(\lambda) = \|W\|_0 = |\{i \in \mathcal{T}_0 : W_i^* > 0\}|$ . Then  $W^* = W_{\text{GOM}(\mathcal{W}^{n(\lambda)\text{-subset}}, \|\cdot\|, \lambda)}$  since the restricted feasible set contains the optimum of the larger one. However,  $\|W\|_2^2 = 1/n(\lambda)$  for all  $W \in \mathcal{W}^{n(\lambda)\text{-subset}}$ , so the variance term is constant among this space of weights. Therefore,  $W^* = W_{\text{GOM}(\mathcal{W}^{n(\lambda)\text{-subset}}, \|\cdot\|, 0)}$ .  $\square$

PROOF OF THM. 5. Note  $\arg\min_{W \in \mathcal{W}^{n(\lambda)\text{-multisubset}}} \|W\|_2^2 = \mathcal{W}^{n(\lambda)\text{-subset}}$ . So by definition of GOM for  $\lambda = \infty$  we get the equivalence between the first and the second. The equivalence between the second and third was argued in the proof of Thm. 4.  $\square$

PROOF OF THM. 6. This follows because  $\|W\|_2^2$  is convex,  $\mathfrak{B}(W; \|\cdot\|)$  is nonnegative and is the supremum of affine functions in  $W$  (i.e.,  $B(\lambda W + (1-\lambda)W'; f) = \lambda B(W; f) + (1-\lambda)B(W'; f)$ ) and hence convex, and the square is convex and nondecreasing on the nonnegative line.  $\square$

PROOF OF THM. 7. Define  $F(W) = \sup_{\|f\| \leq 1} \sum_{i=1}^n (2T_i - 1) W_i f(X_i)$  for  $W \in \mathbb{R}^n$ , and rewrite problem (3.1) redundantly as

$$\begin{aligned}
 & \min \quad r + \lambda s \\
 (7.2) \quad & \text{s.t. } W \in \mathbb{R}^n, r \in \mathbb{R}, s \in \mathbb{R}, t \in \mathbb{R} \\
 (7.3) \quad & W_{\mathcal{T}_0} \in \mathcal{W}^{\text{simplex}} \\
 (7.4) \quad & W_{\mathcal{T}_1} = e_{n_1}/n_1 \\
 (7.5) \quad & \|W\|_2^2 \leq s \\
 (7.6) \quad & t^2 \leq r \\
 (7.7) \quad & F(W) \leq t, \|W\|_2 \leq 1
 \end{aligned}$$

Since each of (7.2)-(7.7) are convex, by [40, Thm. 4.2.2] we reduce the  $\epsilon$ -optimization problem to  $\epsilon$ -separation on each of (7.2)-(7.7), which is immediately trivial for (7.2)-(7.6) in polynomial time in  $n$ . By [40, Thms. 4.2.5, 4.2.7] we reduce  $\epsilon$ -separation on (7.7) to  $\epsilon$ -violation, which by binary search reduces  $\epsilon$ -violation on  $S_t = \{W \in \mathbb{R}^{TC} : F(W) \leq v, \|W\|_2 \leq 1\}$  for fixed  $t \geq 0$ . If  $t = 0$ , then  $S_t = \{0\}$  and we are done. Otherwise, letting  $E_i : f \mapsto f(X_i)$



and  $M_i = \|[E_i]\|_* < \infty$ , note that  $F(W)$  is continuous since

$$\begin{aligned} F(W) - F(W') &= \sup_{\|f\| \leq 1} B(W_{\mathcal{T}_0}; f) - \sup_{\|f\| \leq 1} B(W'_{\mathcal{T}_0}; f) \\ &\leq \sup_{\|f\| \leq 1} B(W_{\mathcal{T}_0} - W'_{\mathcal{T}_0}; f) \\ &\leq \sup_{\|f\| \leq 1} \|W_{\mathcal{T}_0} - W'_{\mathcal{T}_0}\|_2 (\sum_{i=1}^n f(X_i))^{1/2} \\ &\leq \|W_{\mathcal{T}_0} - W'_{\mathcal{T}_0}\|_2 \|M\|_2 \end{aligned}$$

Therefore, since  $F(0) = 0$ , we have  $\{\|W\|_2 \leq t/\|M\|_2\} \subset S_t \subset \{\|W\|_2 \leq 1\}$ . Since we can check membership by evaluating  $\|W\|_2$  and  $F(w)$ , by [40, Thm. 4.3.2] we have an  $\epsilon$ -violation algorithm.  $\square$

PROOF OF THM. 8. Using similar arguments to the proof of Thm. 2, we get that  $\mathfrak{B}(W; \|\cdot\|_{\partial(\hat{\mu}_n, \delta)})$  is equal (up to a scaling of  $n(n-1)$ ) to

$$\begin{aligned} \min_{S \in \mathbb{R}_+^{\mathcal{T}_1 \times \mathcal{T}_0}, t \in \mathbb{R}_+} \quad & t \\ \text{s.t.} \quad & \sum_{i' \in \mathcal{T}_0} S_{ii'} = 1/n_1 \quad \forall i \in \mathcal{T}_1 \\ & \sum_{i' \in \mathcal{T}_1} S_{i'i} = W_i \quad \forall i \in \mathcal{T}_0 \\ & t \geq D_{ii'} S_{ii'} \quad \forall i \in \mathcal{T}_1, i' \in \mathcal{T}_0. \end{aligned}$$

Hence, minimizing it over  $\mathcal{W}^{\text{simplex}}$  or  $\mathcal{W}^{1/n_1\text{-simplex}}$  we get the same network flow problems except with a bottleneck objective. The solution is still integer and gives the pair matching with minimal maximal pair distance, corresponding exactly to OCM with or without replacement.  $\square$

PROOF OF THM. 9. For  $f$  piecewise constant on the coarsening components let  $f_j$  denote its value on the  $j^{\text{th}}$  component. By writing  $f(x) = \sum_{j=1}^M \mathbb{I}_{[C(x)=j]} f_j$  and exchanging sums we can rewrite  $B(W; f)$  as

$$B(W; f) = \sum_{j=1}^J f_j \left( \frac{1}{n_1} \sum_{i \in \mathcal{T}_1} \mathbb{I}_{[C(X_i)=j]} - \sum_{i \in \mathcal{T}_0} W_i \mathbb{I}_{[C(X_i)=j]} \right).$$

Under the constraint  $|f_j| \leq 1 \forall j$ , the maximizer of the above assigns  $\pm 1$  to each  $f_j$  in order to make the  $j^{\text{th}}$  term nonnegative. Hence,

$$\mathfrak{B}(W; \|\cdot\|_{L_\infty(C)}) = \sum_{j=1}^J \left| \frac{1}{n_1} \sum_{i \in \mathcal{T}_1} \mathbb{I}_{[C(X_i)=j]} - \sum_{i \in \mathcal{T}_0} W_i \mathbb{I}_{[C(X_i)=j]} \right|,$$

which we recognize as the coarsened  $L_1$  distance from eq. (3.3).  $\square$

PROOF OF THM. 10. Let  $W \in \mathcal{W}^{\text{subsets}}$  and  $\mathcal{T}_0' = \{i \in \mathcal{T}_0 : W_i > 0\}$ . Then, by duality of Euclidean norms,

$$\mathfrak{B}(W; \|\cdot\|_{2\text{-lin}(V)}) = \sup_{\beta^T V \beta \leq 1} \beta^T \left( \frac{1}{n_1} \sum_{i \in \mathcal{T}_1} X_i - \sum_{i \in \mathcal{T}_0} W_i X_i \right) = M_V(\mathcal{T}_0'). \quad \square$$

PROOF OF THM. 11. By linearity, we have

$$\begin{aligned}\mathfrak{B}(W; \|\cdot\|_{\|\cdot\|_A \oplus \rho \|\cdot\|_B}) &= \sup_{\|f\|_{\|\cdot\|_A \oplus \rho \|\cdot\|_B} \leq 1} B(W; f) \\ &= \sup_{\|f_A\|_A \leq 1, \|f_B\|_B / \rho \leq 1} B(W; f_A + f_B) \\ &= \mathfrak{B}(W; \|\cdot\|_A) + \rho \mathfrak{B}(W; \|\cdot\|_B)\end{aligned}\quad \square$$

PROOF OF THM. 12. Note that  $\text{GOM}(\mathcal{W}^{\text{general}}, \|\cdot\|_{2\text{-lin}(V)}, 0)$  is the same as  $\text{GOM}(\mathcal{W}^{\text{general}}, \|\cdot\|_{2\text{-lin}}, 0)$  applied to the data  $\tilde{X}_i = V^{1/2}X_i$ . However, applying OLS adjustment to data  $X_i$  or data  $\tilde{X}_i$  is exactly the same because  $\beta_1, \beta_2$  are unrestricted so we can make the transformation  $\tilde{\beta}_1, \tilde{\beta}_2 = V^{-1/2}\beta_1, V^{-1/2}\beta_2$  without any effect except transforming  $\tilde{X}_i$  to  $X_i$ . Finally, we apply Thm. 13 with  $\lambda = 0$ .  $\square$

PROOF OF THM. 13. We can rewrite the ridge-regression problem as

$$\begin{aligned}& \min_{\tau, \alpha, \beta_1, \beta_2} \sum_{i=1}^n (Y_i - \alpha - \tau T_i - \beta_1^T X_i - \beta_2^T (X_i - \bar{X}_{\mathcal{T}_1}) T_i)^2 + \lambda \|\beta_1\|_2^2 + \lambda \alpha^2 \\ &= \min_{\tau, \alpha, \beta_1, \beta_2} \left( \sum_{i \in \mathcal{T}_0} (Y_i - \alpha - \beta_1^T X_i)^2 + \lambda \|\beta_1\|_2^2 + \lambda \alpha^2 \right. \\ & \quad \left. + \sum_{i \in \mathcal{T}_1} (Y_i - (\alpha + \tau - \beta_2^T \bar{X}_{\mathcal{T}_1}) - (\beta_1 + \beta_2)^T X_i)^2 \right) \\ &= \min_{\alpha, \beta_1} \left( \sum_{i \in \mathcal{T}_0} (Y_i - \alpha - \beta_1^T X_i)^2 + \lambda \|\beta_1\|_2^2 + \lambda \alpha^2 \right) + \min_{\tilde{\alpha}, \tilde{\beta}} \sum_{i \in \mathcal{T}_1} (Y_i - \tilde{\alpha} - \tilde{\beta}^T X_i)^2,\end{aligned}$$

where we used the transformation  $\tilde{\alpha} = \alpha + \tau - \beta_2^T \bar{X}_{\mathcal{T}_1}$ ,  $\tilde{\beta} = \beta_1 + \beta_2$  and the fact that  $\tau$  and  $\beta_2$  are unrestricted to see that  $\tilde{\alpha}, \tilde{\beta}$  are unrestricted. Because  $\tilde{\alpha}, \tilde{\beta}$  solve an OLS problem with intercept on  $\mathcal{T}_1$ , the mean of in-sample residuals are zero, and therefore:

$$\begin{aligned}0 &= \frac{1}{n_1} \sum_{i \in \mathcal{T}_1} (Y_i - \tilde{\alpha} - \tilde{\beta}^T X_i) = \bar{Y}_{\mathcal{T}_1}(1) - \tilde{\alpha} - \beta_1^T \bar{X}_{\mathcal{T}_1} - \beta_2^T \bar{X}_{\mathcal{T}_1}, \\ &\implies \tau_{\lambda\text{-ridge}} = \tilde{\alpha} - \alpha + \beta_2^T \bar{X}_{\mathcal{T}_1} = \bar{Y}_{\mathcal{T}_1}(1) - \alpha - \beta_1^T \bar{X}_{\mathcal{T}_1} \\ &= \bar{Y}_{\mathcal{T}_1}(1) - (\alpha, \beta_1^T) \tilde{X}_{\mathcal{T}_1}^T \frac{e_{n_1}}{n_1},\end{aligned}$$

where  $\tilde{X}_i = (1, X_i)$  and  $\tilde{X}_{\mathcal{T}_i}$  is the  $n_t \times (d+1)$  matrix of these. Note  $\alpha, \beta_1$  solve ridge-regression on  $\mathcal{T}_0$ , so:

$$(\alpha, \beta_1^T)^T = (\tilde{X}_{\mathcal{T}_0}^T \tilde{X}_{\mathcal{T}_0} + \lambda I_{d+1})^{-1} \tilde{X}_{\mathcal{T}_0}^T Y_{\mathcal{T}_0}.$$

Therefore, letting  $\tilde{W} = \frac{1}{n_1} \tilde{X}_{\mathcal{T}_0} (\tilde{X}_{\mathcal{T}_0}^T \tilde{X}_{\mathcal{T}_0} + \lambda I_{d+1})^{-1} \tilde{X}_{\mathcal{T}_1}^T e_{n_1}$ , we must have

$$\tau_{\lambda\text{-ridge}} = \bar{Y}_{\mathcal{T}_1}(1) - \sum_{i \in \mathcal{T}_0} \tilde{W}_i Y_i.$$

On the other hand, the weights  $W$  given by  $\text{GOM}(\mathcal{W}^{\text{general}}, \|\cdot\|_{2\text{-lin}}, \lambda)$  minimize the following objective function:

$$\begin{aligned} & \sup_{\alpha^2 + \|\beta\|_2^2 \leq 1} \left( \frac{1}{n_1} \sum_{i \in \mathcal{T}_1} (\alpha + \beta^T X_i) - \sum_{i \in \mathcal{T}_0} W_i (\alpha + \beta^T X_i) \right)^2 + \lambda \|W\|_2^2 \\ &= \sup_{\alpha^2 + \|\beta\|_2^2 \leq 1} \left( \begin{pmatrix} W \\ -\frac{e_{n_1}}{n_1} \end{pmatrix}^T \tilde{X} \begin{pmatrix} \alpha \\ \beta \end{pmatrix} \right)^2 + \lambda \|W\|_2^2 = \left\| \tilde{X}^T \begin{pmatrix} W \\ -\frac{e_{n_1}}{n_1} \end{pmatrix} \right\|_2^2 + \lambda \|W\|_2^2 \\ &= \|\tilde{X}_{\mathcal{T}_0}^T W - \tilde{X}_{\mathcal{T}_1}^T \frac{e_{n_1}}{n_1}\|_2^2 + \lambda \|W\|_2^2. \end{aligned}$$

By first order optimality conditions on unrestricted  $W$  we have

$$0 = \tilde{X}_{\mathcal{T}_0} (\tilde{X}_{\mathcal{T}_0}^T W - \tilde{X}_{\mathcal{T}_1}^T \frac{e_{n_1}}{n_1}) + \lambda W \implies W = (\tilde{X}_{\mathcal{T}_0} \tilde{X}_{\mathcal{T}_0}^T + \lambda I_{n_0})^{-1} \tilde{X}_{\mathcal{T}_0} \tilde{X}_{\mathcal{T}_1}^T \frac{e_{n_1}}{n_1}.$$

Fix  $\tilde{\lambda} > 0$ . By applying the Sherman-Morrison-Woodbury (SMW) formula [41, §C.4.3] *twice*, we have

$$\begin{aligned} (\tilde{X}_{\mathcal{T}_0} \tilde{X}_{\mathcal{T}_0}^T + \tilde{\lambda} I_{n_0})^{-1} \tilde{X}_{\mathcal{T}_0} &\stackrel{\text{SMW}}{=} (\frac{1}{\tilde{\lambda}} I_{n_0} - \tilde{X}_{\mathcal{T}_0} (\frac{1}{\tilde{\lambda}} \tilde{X}_{\mathcal{T}_0}^T \tilde{X}_{\mathcal{T}_0} + I_{d+1})^{-1} \tilde{X}_{\mathcal{T}_0}^T) \tilde{X}_{\mathcal{T}_0} \\ &= \frac{1}{\tilde{\lambda}} \tilde{X}_{\mathcal{T}_0} (I_{d+1} - (\frac{1}{\tilde{\lambda}} \tilde{X}_{\mathcal{T}_0}^T \tilde{X}_{\mathcal{T}_0} + I_{d+1})^{-1} \frac{1}{\tilde{\lambda}} \tilde{X}_{\mathcal{T}_0}^T \tilde{X}_{\mathcal{T}_0}) \\ &\stackrel{\text{SMW}}{=} \frac{1}{\tilde{\lambda}} \tilde{X}_{\mathcal{T}_0} (\frac{1}{\tilde{\lambda}} \tilde{X}_{\mathcal{T}_0}^T \tilde{X}_{\mathcal{T}_0} + I_{d+1})^{-1} \\ &= \tilde{X}_{\mathcal{T}_0} (\tilde{X}_{\mathcal{T}_0}^T \tilde{X}_{\mathcal{T}_0} + \tilde{\lambda} I_{d+1})^{-1}. \end{aligned}$$

If  $\lambda > 0$  then set  $\tilde{\lambda} = \lambda$ . If  $\lambda = 0$  and  $\tilde{X}_{\mathcal{T}_0}^T \tilde{X}_{\mathcal{T}_0}$  is invertible then, by continuous transformation over the limit  $\tilde{\lambda} \rightarrow 0$ , the equation of the first to the last holds with  $\tilde{\lambda} = 0$ . In either case, this shows  $W = \tilde{W}$ , completing the proof.  $\square$

**PROOF OF THM. 14.** Let  $p(x) = \mathbb{P}(T = 1 \mid X = x)$ ,  $p_0 = \mathbb{P}(T = 0)$ ,  $p_1 = \mathbb{P}(T = 1)$ . By Asn. 1,  $0 < p(X) < 1$  a.s. So, there exists  $\alpha > 0$  such that  $q(X) = \alpha p(X)/(1 - p(X))$  is a.s. in  $(0, 1)$ . For each  $i$ , let  $\tilde{W}'_i \in \{0, 1\}$  be 1 if  $T_i = 1$  and otherwise Bernoulli with probability  $q(X_i)$  (where the draw for  $i$  is fixed over  $n$ ). Then we have that  $X_i \mid T_i = 0, \tilde{W}'_i = 1$  is distributed identically as  $X_i \mid T_i = 1$ . Let  $n'_0 = \sum_{i \in \mathcal{T}_0} \tilde{W}'_i$  and for each  $i \in \mathcal{T}_0$  set  $\tilde{W}_i = \tilde{W}'_i/n'_0$ . For  $i \in \mathcal{T}_1$ , set  $\tilde{W}_i = 1/n_1$ . Let  $X_i^{(1)}$  be new, independent replicates distributed as  $X_i^{(1)} \sim (X \mid T = 1)$ . Let  $\xi_i(f) = \tilde{W}'_i(f(X_i) - f(X_i^{(1)}))$ . Let  $A_0 = \frac{1}{n_0} \sum_{i \in \mathcal{T}_0} \xi_i$  and  $A_1 = \frac{1}{n_1} \sum_{i \in \mathcal{T}_1} \xi_i$ . Then, we have that  $B(\tilde{W}; f) = A_1(f) - (n_0/n'_0)A_0(f)$ . By construction of  $\tilde{W}'_i$  and  $\xi$ , we see that  $\mathbb{E}[\xi_i] = 0$  (*i.e.*, Bochner integral). By (vi),  $\|\xi\|_*$  has second moment. Also, each  $\xi_i$  is independent. Therefore, by [42] (and since  $B$ -convexity

of  $\mathcal{F}$  implies  $B$ -convexity of  $\mathcal{F}^*$  [43]), a law of large numbers holds yielding, a.s.,  $\|A_0\|_* \rightarrow 0$  and  $\|A_1\|_* \rightarrow 0$ . Since  $(n_0/n'_0) \rightarrow \alpha/p_1 < \infty$  a.s., we have that  $\mathfrak{B}(W; \|\cdot\|) = \|B(\tilde{W}; \cdot)\|_* \rightarrow 0$  a.s. Moreover,  $\|\tilde{W}_{\mathcal{T}_0}\|_2^2 = 1/n'_0 \rightarrow 0$  a.s. since  $n'_0 \rightarrow \infty$  a.s. Since  $\tilde{W}_{\mathcal{T}_0}$  is feasible by (iv) and  $W$  is optimal,

$$\mathfrak{E}^2(W; \|\cdot\|, \lambda_n) \leq \mathfrak{E}^2(\tilde{W}_{\mathcal{T}_0}; \|\cdot\|, \lambda_n) \leq \mathfrak{B}^2(\tilde{W}_{\mathcal{T}_0}; \mathcal{F}) + \bar{\lambda} \|\tilde{W}_{\mathcal{T}_0}\|_2^2 \rightarrow 0 \text{ a.s.}$$

By (viii),  $\exists \gamma : \|[f_0]\| \leq \gamma < \infty$ . By (vii),  $\exists \sigma^2 : \sigma_i^2 \leq \sigma^2$ . By Thm. 1,

$$\text{CMSE}(W) \leq (\gamma^2 + \sigma^2/\bar{\lambda}) \mathfrak{E}^2(W; \|\cdot\|, \lambda_n) + \sigma^2/n_1 \rightarrow 0 \text{ a.s.}$$

By iterated expectation,  $\hat{\tau}_W - \text{SATT} \rightarrow 0$  in  $L_2$  and hence in probability.  $\square$

PROOF OF THM. 15. Writing  $W'_i = T_i/n_1 + (1-T_i)W_i$ , by the representer property of  $\mathcal{K}$  and by self-duality of Hilbert spaces,

$$\begin{aligned} \mathfrak{B}^2(W; \|\cdot\|) &= \max_{\|f\| \leq 1} \left( \sum_{i=1}^n (-1)^{T_i+1} W'_i \langle \mathcal{K}(X_i, \cdot), f \rangle \right)^2 \\ &= \left\| \sum_{i=1}^n (-1)^{T_i+1} W'_i \mathcal{K}(X_i, \cdot) \right\|^2 \\ &= \left\langle \sum_{i=1}^n (-1)^{T_i+1} W'_i \mathcal{K}(X_i, \cdot), \sum_{i=1}^n (-1)^{T_i+1} W'_i \mathcal{K}(X_i, \cdot) \right\rangle \\ &= \sum_{i,j=1}^n (-1)^{T_i+T_j} W'_i W'_j K_{ij}, \end{aligned}$$

which when written in block form gives rise to the result.  $\square$

PROOF OF THM. 16. By Thm. 1, we have

$$\mathbb{E} [(\hat{\tau}_W - \text{SATT})^2 \mid X, T, f_0] = B^2(W; f_0) + \sigma^2 \|W\|_2^2 + \frac{\sigma^2}{n_1}.$$

Marginalizing over  $f_0$  and writing  $W'_i = T_i/n_1 + (1-T_i)W_i$ , we get

$$\begin{aligned} \text{CMSE}(W) &= \sum_{i,j=1}^n (-1)^{T_i+T_j} W'_i W'_j \mathbb{E} [f_0(X_i) f_0(X_j) \mid X_{1:n}, T_{1:n}] + \sigma \|W'\|_2^2 \\ &= \sum_{i,j=1}^n (-1)^{T_i+T_j} W'_i W'_j \gamma^2 \mathcal{K}(X_i, X_j) + \sigma^2 \|W'\|_2^2 \\ &= \gamma^2 \mathfrak{B}(W; \mathcal{K}) + \sigma^2 \|W'\|_2^2 = \gamma^2 (\mathfrak{E}(W; \mathcal{K}, \lambda) + \lambda/n_1), \end{aligned}$$

where the second equality is by the of Gaussian process prior and the third equality is due to Thm. 15.  $\square$

PROOF OF THM. 17. Repeat the proof of Thm. 14 up to defining  $\xi_i$ . Let  $\xi'_i$  an identical and independent replicate of  $\xi_i$ , conditioned on  $T_i$ . Let  $\rho_i$  be

iid Rademacher random variables independent of all else. For  $t = 0, 1$ ,

$$\begin{aligned}
\mathbb{E}[\|A_t\|_*^2 \mid T_{1:n}] &= \frac{1}{n_t^2} \mathbb{E}[\|\sum_{i \in \mathcal{T}_t} \xi_i\|_*^2 \mid T_{1:n}] \\
&= \frac{1}{n_t^2} \mathbb{E}[\|\sum_{i \in \mathcal{T}_t} (\mathbb{E}[\xi'_i] - \xi_i)\|_*^2 \mid T_{1:n}] \\
&\leq \frac{1}{n_t^2} \mathbb{E}[\|\sum_{i \in \mathcal{T}_t} (\xi'_i - \xi_i)\|_*^2 \mid T_{1:n}] \\
&= \frac{1}{n_t^2} \mathbb{E}[\|\sum_{i \in \mathcal{T}_t} \rho_i (\xi'_i - \xi_i)\|_*^2 \mid T_{1:n}] \\
&\leq \frac{4}{n_t^2} \mathbb{E}[\|\sum_{i \in \mathcal{T}_t} \rho_i \xi_i\|_*^2 \mid T_{1:n}].
\end{aligned}$$

By (iv),  $M = \mathbb{E}[\|\xi_i\|_*^2 \mid T] \leq 4\mathbb{E}[\mathcal{K}(X, X) \mid T = 1] < \infty$ . Because every Hilbert space has Rademacher type 2,  $\exists C > 0$  such that

$$\begin{aligned}
\mathbb{E}[\|A_t\|_*^2 \mid T] &\leq \frac{4}{n_t^2} \mathbb{E}[\|\sum_{i \in \mathcal{T}_t} \rho_i \xi_i\|_*^2 \mid T] \leq \frac{4C}{n_t^2} \mathbb{E}[\sum_{i \in \mathcal{T}_t} \|\xi_i\|_*^2 \mid T] \\
&\leq \frac{4C}{n_t^2} \sum_{i \in \mathcal{T}_t} \mathbb{E}[\|\xi_i\|_*^2 \mid T] = 4CM/n_t.
\end{aligned}$$

We conclude that for a constant  $C'$ ,

$$\begin{aligned}
\mathbb{E}\mathfrak{E}^2(\tilde{W}_{\mathcal{T}_0}; \mathcal{K}, \lambda_n) &= \mathbb{E}\|A_1 + (n_0/n'_0)A_0\|_*^2 + \lambda_n \mathbb{E}\|\tilde{W}_{\mathcal{T}_0}\|_2^2 \\
&\leq 8CM\mathbb{E}[1/n_1 + 1/n'_0] + \lambda_n \mathbb{E}[1/n'_0] \\
&\leq (8CM + \lambda_n)(1 + \alpha)/(p_1 n) = C'/n.
\end{aligned}$$

Because  $W$  is optimal and by (iii)  $\tilde{W}_{\mathcal{T}_0}$  is feasible,  $\mathbb{E}\mathfrak{B}^2(W; \mathcal{K}) \leq C'/n$  and  $\mathbb{E}\|W\|_2^2 \leq \lambda^{-1}C'/n$ . By (v),  $\exists \sigma^2 : \sigma_i^2 \leq \sigma^2$ . Therefore,  $\mathbb{E}[V^2(W; \sigma_{1:n}^2)] \leq \sigma^2(\mathbb{E}\|W\|_2^2 + 1/(p_1 n)) \leq \sigma^2(\lambda^{-1}C' + p_1^{-1})/n = O(n^{-1})$ .

For (a), we have  $\mathbb{E}[B^2(W; f_0)] \leq \|f_0\| \mathbb{E}\mathfrak{B}(W; \mathcal{K}) = O(n^{-1})$ . Thm. 1 and iterated expectation yields the result.

Now consider (b). Fix  $\tau > 0$ . By existence of second moment, there is  $g'_0 = \sum_{i=1}^\ell \beta_i I_{S_i}$  with  $(\mathbb{E}[(f_0(X) - g'_0(X))^2])^{1/2} \leq \tau/2$  where  $I_S(x)$  are the simple functions  $I_S(x) = \mathbb{I}[x \in S]$  for  $S$  measurable. Let  $i = 1, \dots, \ell$ . Let  $U_i \supset S_i$  open and  $E_i \subseteq S_i$  compact be such that  $\mathbb{P}(X \in U_i \setminus E_i) \leq \tau^2/(4\ell|\beta_i|)^2$ . By Urysohn's lemma [19], there exists a continuous function  $h_i$  with support  $C_i \subseteq U_i$  compact,  $0 \leq h_i \leq 1$ , and  $h_i(x) = 1 \forall x \in E_i$ . Therefore,  $(\mathbb{E}[(I_{S_i}(X) - h_i)^2])^{1/2} = (\mathbb{E}[(I_{S_i}(X) - h_i)^2 \mathbb{I}[X \in U_i \setminus E_i]])^{1/2} \leq (\mathbb{P}(X \in U_i \setminus E_i))^{1/2} \leq \tau/(4\ell|\beta_i|)$ . By  $C_0$ -universality,  $\exists g_i = \sum_{j=1}^m \alpha_j \mathcal{K}(x_j, \cdot)$  such that  $\sup_{x \in \mathcal{X}} |h_i(x) - g_i(x)| < \tau/(4\ell|\beta_i|)$ . Because  $\mathbb{E}[(h_i - g_i)^2] \leq \sup_{x \in \mathcal{X}} |h_i(x) - g_i(x)|^2$ , we have  $\sqrt{\mathbb{E}[(I_{S_i}(X) - g_i)^2]} \leq \tau/(2\ell|\beta_i|)$ . Let  $g_0 = \sum_{i=1}^\ell \beta_i g_i$ . Then  $(\mathbb{E}[(f_0(X) - g_0(X))^2])^{1/2} \leq \tau/2 + \sum_{i=1}^\ell |\beta_i| \tau/(2\ell|\beta_i|) = \tau$

and  $\|g_0\| < \infty$ . By linearity and Cauchy-Schwartz (twice),

$$\begin{aligned} \mathbb{E}|B(W; f_0)| &\leq \mathbb{E}|B(W; g_0)| + \mathbb{E}|B(W; f_0 - g_0)| \\ &\leq \|g_0\| \mathbb{E}\mathfrak{B}(W; \mathcal{K}) + \mathbb{E}\left[\|W\|_2 \sqrt{\sum_{i=1}^n (f_0(X_i) - g_0(X_i))^2}\right] \\ &\leq \|g_0\| \mathbb{E}\mathfrak{B}(W; \mathcal{K}) + \sqrt{n\tau} \mathbb{E}\|W\|_2 \leq \|g_0\| \sqrt{C'/n} + \sqrt{\lambda^{-1}C'\tau}. \end{aligned}$$

Since true for any  $\tau$  and  $n$ , we conclude  $\mathbb{E}|B(W; f_0)| \rightarrow 0$ . Thm. 1 and iterated expectation yields the result.  $\square$

PROOF OF THM. 18. Repeat the proof of Thm. 17 until having shown  $\mathbb{E}\mathfrak{B}^2(W; \mathcal{K}) = O(1/n)$ ,  $\mathbb{E}\|W\|_2^2 = O(1/n)$ . Expand the error of  $\hat{\tau}_{\text{AW}(\hat{f}_0, W)}$ :

$$\hat{\tau}_{\text{AW}(\hat{f}_0, W)} - \text{SATT} = B(W; \tilde{f}_0 - \hat{f}_0) + B(W; f_0 - \tilde{f}_0) + \Xi(W),$$

recalling  $\Xi(W)$  from eq. (7.1). As in the proof of Thm. 17, we have  $\mathbb{E}[\Xi^2(W)] = \mathbb{E}[V^2(W; \sigma_{1:n}^2)] = O(n^{-1})$  and so  $\mathbb{E}|\Xi(W)| = O(n^{-1/2})$ . Moreover,

$$\begin{aligned} \mathbb{E}|B(W; \tilde{f}_0 - \hat{f}_0)| &\leq \mathbb{E}[(\|W\|_2^2 + 1/n_1)^{1/2} (\sum_{i=1}^n (\tilde{f}_0(X_i) - \hat{f}_0(X_i))^2)^{1/2}] \\ &\leq (\mathbb{E}[\|W\|_2^2 + 1/n_1])^{1/2} (\mathbb{E}[\sum_{i=1}^n (\tilde{f}_0(X_i) - \hat{f}_0(X_i))^2])^{1/2} \\ &= O(1/\sqrt{n})O(\sqrt{nr(n)}) = O(r(n)). \end{aligned}$$

Under (a),  $B(W; f_0 - \tilde{f}_0) = 0$ , yielding the result. Under (b), we repeat the argument in the proof of Thm. 17 to show that both  $\mathbb{E}|B(W; f_0)| \rightarrow 0$  and  $\mathbb{E}|B(W; \tilde{f}_0)| \rightarrow 0$ , yielding the result. Under (c),  $\mathbb{E}|B(W; f_0 - \tilde{f}_0)| \leq (\|f_0\| + \|\tilde{f}_0\|) \mathbb{E}\mathfrak{B}(W; \mathcal{K}) = O(n^{-1/2})$ , yielding the result.

For (d), we instead write  $\hat{\tau}_{\text{AKW}(\hat{f}_0, W)} - \text{SATT} = B(W; f_0 - \hat{f}_0) + \Xi(W)$  and  $|B(W; f_0 - \hat{f}_0)| \leq (\|f_0\| + \|\hat{f}_0\|) \mathfrak{B}(W; \mathcal{K}) = O_p(1)O_p(n^{-1/2})$ .  $\square$

PROOF OF THM. 19. Repeat the proof of Thm. 17 until having shown  $\mathbb{E}\mathfrak{B}^2(W; \mathcal{K}) = O(1/n)$ ,  $\mathbb{E}\|W\|_2^2 = O(1/n)$ . From the proof of Thm. 13, for  $\hat{\alpha}, \hat{\beta} = \arg\min_{\alpha \in \mathbb{R}, \beta \in \mathbb{R}^d} \sum_{i \in \mathcal{T}_0} W_i (Y_i - \alpha - \beta^T X_i)^2$  and  $\hat{f}_0(x) = \hat{\alpha} - \hat{\beta}^T x$ , we have  $\hat{\tau}_{\text{WLS}(W)} = \frac{1}{n_1} \sum_{i \in \mathcal{T}_1} (Y_i - \hat{f}_0(X_i))$ . Because least squares with intercept has zero in-sample bias,  $\sum_{i \in \mathcal{T}_0} W_i \hat{f}_0(X_i) = \sum_{i \in \mathcal{T}_0} W_i Y_i$ , so that by adding and subtracting this term, we see  $\hat{\tau}_{\text{WLS}(W)} = \hat{\tau}_{\text{AW}(\hat{f}_0, W)} = \hat{\tau}_W - B(W; \hat{f}_0)$ .

Let  $\tilde{X}_i = (1, X_i)$ ,  $\tilde{\beta} = (\hat{\alpha}, \hat{\beta}^T)^T$ ,  $\hat{P} = \tilde{X}_{\mathcal{T}_0}^T W \tilde{X}_{\mathcal{T}_0} = \sum_{i \in \mathcal{T}_0} W_i \tilde{X}_i \tilde{X}_i^T$ ,  $\hat{G} = \sum_{i \in \mathcal{T}_0} W_i f_0(X_i) \tilde{X}_i$ , and  $\hat{H} = \sum_{i \in \mathcal{T}_0} W_i \tilde{X}_i \epsilon_i$ . Then  $\tilde{\beta} = \hat{P}^{-1}(\hat{G} + \hat{H})$ . Follow the argument in Thm. 17 for the case of  $\mathcal{K}$  being  $C_0$ -universal to show  $\hat{P} \rightarrow P$  in probability, where  $P = \mathbb{E}[\tilde{X} \tilde{X}^T \mid T = 1]$ . By the Schor complement, since

$\mathbb{E}[XX^T \mid T = 1]$  is non-singular,  $P$  is also non-singular and hence we have  $\hat{P}^{-1} \rightarrow P^{-1}$  in probability. Follow the argument in Thm. 17 for the case of  $\mathcal{K}$  being  $C_0$ -universal to show  $\hat{G} \rightarrow G = \mathbb{E}[f_0(X)\tilde{X} \mid T = 1]$  in probability. Moreover, letting  $M > 1$  be such that  $\sup_{x \in \mathcal{X}} \|x\|_2 \leq M$  by assumption,  $\mathbb{E}\|\hat{H}\|_2^2 = \mathbb{E}[\mathbb{E}[\|\hat{H}\|_2^2 \mid X, T]] = \mathbb{E}[\sum_{i \in \mathcal{T}_0} W_i^2 \sigma_i^2 \|\tilde{X}_i\|_2^2] \leq 2M^2 \sigma^2 \mathbb{E}\|W\|_2^2 \leq 2M^2 \sigma^2 \lambda^{-1} C' / n \rightarrow 0$ .

Consider case (a). By Thm. 17,  $\hat{\tau}_W \rightarrow 0$  in probability. By the above, we have  $\|\tilde{\beta}\|_2 = O_p(1)$ . Let  $\eta > 0, \rho > 0$  be given. Then there is  $R > 0$  such that  $\mathbb{P}(\|\tilde{\beta}\|_2 > R) < \rho/4$ . Let  $r = \rho\eta/(8M\sqrt{\lambda^{-1}C'})$  and  $\{\bar{\beta} : \|\bar{\beta} - \tilde{\beta}_1\|_2 \leq r\}, \dots, \{\bar{\beta} : \|\bar{\beta} - \tilde{\beta}_\ell\|_2 \leq r\}$  be a finite cover of the compact  $\{\bar{\beta} : \|\bar{\beta}\|_2 \leq R\}$ . Let  $f_{\bar{\beta}}(x) = \bar{\beta}^T(1, x)$ . By  $C_0$ -universality and boundedness,  $\exists g_k$  with  $\|g_k\| < \infty$  and  $\sup_{x \in \mathcal{X}} |g_k(x) - f_{\bar{\beta}}(x)| \leq \rho\eta/(4\sqrt{\lambda^{-1}C'})$ . Let  $\Gamma = \max_{k=1, \dots, \ell} \|g_k\|$ . Note that  $\sup_{x \in \mathcal{X}} |f_{\bar{\beta}}(x) - f_{\bar{\beta}'}(x)| \leq 2M\|\bar{\beta} - \bar{\beta}'\|$ . Then we have

$$\begin{aligned} & \mathbb{E} \sup_{\|\bar{\beta}\| \leq R} |B(W; f_{\bar{\beta}})| \\ & \leq \mathbb{E} \sup_{\|\bar{\beta}\| \leq R} \min_k (|B(W; g_k)| + |B(W; f_{\bar{\beta}_k} - g_k)| + |B(W; f_{\bar{\beta}} - f_{\bar{\beta}_k})|) \\ & \leq \mathbb{E}[\Gamma \mathfrak{B}(W; \mathcal{K}) + \frac{\sqrt{n}\|W\|_2}{\sqrt{\lambda^{-1}C'}}(\rho\eta/4 + 2M\rho\eta/(8M))] \leq \Gamma\sqrt{C'/n} + \rho\eta/2 \end{aligned}$$

Finally,

$$\begin{aligned} \mathbb{P}(|B(W; \hat{f}_0)| > \eta) & \leq \mathbb{P}(\|\tilde{\beta}\| > R) + \mathbb{P}(|B(W; \hat{f}_0)| > \eta, \|\tilde{\beta}\| \leq R) \\ & \leq \rho/4 + \mathbb{P}(\sup_{\|\bar{\beta}\| \leq R} |B(W; f_{\bar{\beta}})| > \eta) \\ & \leq 3\rho/4 + \gamma\eta^{-1}\sqrt{C'/n}, \end{aligned}$$

which is eventually smaller than  $\rho$ . Since  $\eta, \rho$  were arbitrary we conclude that  $B(W; \hat{f}_0) \rightarrow 0$  in probability so that  $\hat{\tau}_{\text{WLS}(W)} \rightarrow 0$  in probability.

Consider case (b). Let  $\bar{\beta}_0 = (\alpha_0, \beta_0^T)^T$ . Then  $\tilde{\beta} - \bar{\beta}_0 = \hat{P}^{-1}\hat{H}$  so by the above  $\tilde{\beta} - \bar{\beta}_0 = O_p(n^{-1/2})$ . Noting that  $\hat{\tau}_{\text{WLS}(W)} - \text{SAT} = \frac{1}{n_1} \sum_{i \in \mathcal{T}_1} \epsilon_i + (\bar{\beta}_0 - \tilde{\beta})^T (\frac{1}{n_1} \sum_{i \in \mathcal{T}_1} \tilde{X}_i)$  completes the proof.  $\square$

PROOF OF THM. 20. Let  $\Delta = \mathbb{E}[\sum_{i \in \mathcal{T}_1} W_i X_i - \sum_{i \in \mathcal{T}_0} W_i X_i]$  and similarly define  $\Delta'$ .

Suppose  $\Delta = \alpha\Delta'$  for  $\alpha \in [-1, 1]$ . Then, for any  $f(x) = \beta^T x + \beta_0$ ,  $|\mathbb{E}[B(W; f)]| = |\beta^T \Delta| = |\alpha| |\beta^T \Delta'| \leq |\beta^T \Delta'| = |\mathbb{E}[B(W'; f)]|$ .

Now, suppose  $W$  is linearly EPBR relative to  $W'$ . Then, for any  $\beta$ , we have that if  $\beta^T \Delta' = 0$  then  $B(W'; f) = 0$  for  $f(x) = \beta^T x$ , which by linear EPBR implies that  $B(W; f) = 0$ , which means that  $\beta^T \Delta = 0$ . In other words,  $\text{span}(\Delta')^\perp \subseteq \text{span}(\Delta)^\perp$ . Therefore,  $\text{span}(\Delta) \subseteq \text{span}(\Delta')$ , which exactly means that  $\exists \alpha \in \mathbb{R}$  such that  $\Delta = \alpha\Delta'$ . If  $\Delta' = 0$  then we can choose

$\alpha = 0$ . If  $\Delta' \neq 0$  then there exists  $\beta$  such that  $|\beta^T \Delta'| > 0$  and hence  $|\alpha| = |\beta^T \Delta| / |\beta^T \Delta'| \leq 1$  by linear EPBR.  $\square$

PROOF OF THM. 21. Fixing any  $\mu \in \mathbb{R}^d, \mu \neq 0$ , we can affinely transform the data so that  $X \mid T = 0$  is spherical at zero (has zero mean, unit covariance, and its distribution is unitarily invariant) and  $X \mid T = 1$  is distributed the same as  $\mu + \alpha X \mid T = 0$  for some  $\alpha \in \mathbb{R}_+$ . For any affinely invariant  $W'$ , we may assume this form for the data and any affinely invariant  $W'$  is also unitarily invariant so that by spherical symmetry,  $\mathbb{E} [\sum_{i=1}^n (-1)^{T_i+1} W_i X_i] \in \text{span}(\mu)$ . Both  $W$  and  $W^{(0)}$  are affinely invariant.  $\square$

PROOF OF THM. 22. Fix  $X, T, A \in \mathbb{R}^{d \times d}$ , and  $a \in \mathbb{R}^d$  with  $A$  non-singular. Let  $\hat{\mu}$  and  $\hat{\Sigma}$  be defined as in Alg. 3 for  $X, T$ . Let  $\hat{\mu}_A$  and  $\hat{\Sigma}_A$  be defined as in Alg. 3 for the transformed data  $X_A = XA^T + \mathbf{1}_n a^T, T$ . Then,  $\hat{\mu}_A = A\hat{\mu} + a$  and  $\hat{\Sigma}_A = A\hat{\Sigma}A^T$ . The inner products produced by Alg. 3 on the transformed data are  $((X_A)_i - \hat{\mu}_A)^T \hat{\Sigma}_A^\dagger ((X_A)_j - \hat{\mu}_A) = (AX_i - A\hat{\mu})^T A^{-T} \hat{\Sigma}^\dagger A^{-1} (AX_j - A\hat{\mu}) = (X_i - \hat{\mu})^T \hat{\Sigma}^\dagger (X_j - \hat{\mu})$ , which are the inner products produced by Alg. 3 on the untransformed data.  $\square$

PROOF OF THM. 23. If  $X_{1:n}$  is affinely independent then it can be affinely mapped to the  $(n-1)$ -dimensional simplex, composed of 0 and the first  $n-1$  unit vectors. If  $W$  is affinely invariant then it takes the same value on all affinely independent  $X_{1:n}$  as it does on the  $(n-1)$ -dimensional simplex.  $\square$

PROOF OF THM. 24. The proof is the same as that of Thm. 20.  $\square$

PROOF OF THM. 25. The proof is the same as that of Thm. 21: without loss of generality we may assume that the embedded control data is spherical (ellipsoidal with zero mean and identity covariance operator and therefore spherically symmetric under unitary transformations) and that treated data is distributed like scaling and shifting the control data.  $\square$

PROOF OF THM. 26. The proof is the same as that of Thm. 22.  $\square$

## References.

- [1] Elizabeth A Stuart. Matching methods for causal inference: A review and a look forward. *Statistical science: a review journal of the Institute of Mathematical Statistics*, 25(1):1, 2010.
- [2] Paul R Rosenbaum. Optimal matching for observational studies. *Journal of the American Statistical Association*, 84(408):1024–1032, 1989.
- [3] José R Zubizarreta. Using mixed integer programming for matching in an observational study of kidney failure after surgery. *Journal of the American Statistical Association*, 107(500):1360–1371, 2012.



- [4] Daniel E Ho, Kosuke Imai, Gary King, and Elizabeth A Stuart. Matching as nonparametric preprocessing for reducing model dependence in parametric causal inference. *Political analysis*, 15(3):199–236, 2007.
- [5] Stefano M Iacus, Gary King, and Giuseppe Porro. Causal inference without balance checking: Coarsened exact matching. *Political analysis*, page mpr013, 2011.
- [6] Alexis Diamond and Jasjeet S Sekhon. Genetic matching for estimating causal effects: A general multivariate matching method for achieving balance in observational studies. *Review of Economics and Statistics*, 95(3):932–945, 2013.
- [7] Dan Yang, Dylan S Small, Jeffrey H Silber, and Paul R Rosenbaum. Optimal matching with minimal deviation from fine balance in a study of obesity and surgical outcomes. *Biometrics*, 68(2):628–636, 2012.
- [8] Winston Lin. Agnostic notes on regression adjustments to experimental data: Reexamining freedmans critique. *The Annals of Applied Statistics*, 7(1):295–318, 2013.
- [9] Paul R Rosenbaum and Donald B Rubin. The central role of the propensity score in observational studies for causal effects. *Biometrika*, 70(1):41–55, 1983.
- [10] James M Robins, Andrea Rotnitzky, and Lue Ping Zhao. Estimation of regression coefficients when some regressors are not always observed. *Journal of the American statistical Association*, 89(427):846–866, 1994.
- [11] Alberto Abadie and Guido W Imbens. Large sample properties of matching estimators for average treatment effects. *Econometrica*, 74(1):235–267, 2006.
- [12] Stefano M Iacus, Gary King, and Giuseppe Porro. Multivariate matching methods that are monotonic imbalance bounding. *Journal of the American Statistical Association*, 106(493):345–361, 2011.
- [13] Christopher KI Williams and Carl Edward Rasmussen. *Gaussian processes for machine learning*. MIT Press, Cambridge, MA, 2006.
- [14] Guido W Imbens and Donald B Rubin. *Causal inference in statistics, social, and biomedical sciences*. Cambridge University Press, 2015.
- [15] Donald B Rubin. Comments on “randomization analysis of experimental data: The fisher randomization test comment”. *Journal of the American Statistical Association*, 75(371):591–593, 1980.
- [16] Alfred Müller. Integral probability metrics and their generating classes of functions. *Advances in Applied Probability*, pages 429–443, 1997.
- [17] Leonid Vasilevich Kantorovich and G Sh Rubinstein. On a space of completely additive functions. *Vestnik Leningrad. Univ*, 13(7):52–59, 1958.
- [18] Michel Ledoux and Michel Talagrand. *Probability in Banach Spaces: isoperimetry and processes*. Springer, 1991.
- [19] Halsey L Royden. *Real Analysis*. Prentice Hall, 1988.
- [20] Jerome Friedman, Trevor Hastie, and Robert Tibshirani. *The elements of statistical learning*. Springer, Berlin, 2001.
- [21] Bernard G Greenberg. The use of analysis of covariance and balancing in analytical surveys\*. *American Journal of Public Health and the Nations Health*, 43(6\_Pt\_1):692–699, 1953.
- [22] Donald B Rubin. Matching to remove bias in observational studies. *Biometrics*, pages 159–183, 1973.
- [23] Paul R Rosenbaum, Richard N Ross, and Jeffrey H Silber. Minimum distance matched sampling with fine balance in an observational study of treatment for ovarian cancer. *Journal of the American Statistical Association*, 102(477):75–83, 2007.
- [24] RK Ahuja, TL Magnanti, and JB Orlin. *Network flows: theory, algorithms, and applications*. Prentice Hall, Upper Saddle River, 1993.
- [25] Gary King and Langche Zeng. The dangers of extreme counterfactuals. *Political*

- Analysis*, 14(2):131–159, 2006.
- [26] Bernhard Schölkopf and Alexander J Smola. *Learning with kernels: support vector machines, regularization, optimization, and beyond*. MIT press, 2001.
  - [27] Alain Berlinet and Christine Thomas-Agnan. *Reproducing kernel Hilbert spaces in probability and statistics*. Kluwer Academic, 2004.
  - [28] Arthur Gretton, Karsten M Borgwardt, Malte Rasch, Bernhard Schölkopf, and Alex J Smola. A kernel method for the two-sample-problem. In *Advances in neural information processing systems*, pages 513–520, 2006.
  - [29] Kun Zhang, Jonas Peters, Dominik Janzing, and Bernhard Schölkopf. Kernel-based conditional independence test and application in causal discovery. *arXiv preprint arXiv:1202.3775*, 2012.
  - [30] Nathan Kallus. Optimal a priori balance in the design of controlled experiments. 2014.
  - [31] Bharath K Sriperumbudur, Kenji Fukumizu, and Gert RG Lanckriet. Universality, characteristic kernels and rkhs embedding of measures. *arXiv preprint arXiv:1003.0887*, 2010.
  - [32] James M Robins. Robust estimation in sequentially ignorable missing data and causal inference models. In *Proceedings of the American Statistical Association*, pages 6–10, 1999.
  - [33] Daniel O Scharfstein, Andrea Rotnitzky, and James M Robins. Adjusting for nonignorable drop-out using semiparametric nonresponse models. *Journal of the American Statistical Association*, 94(448):1096–1120, 1999.
  - [34] Susan Athey, Guido W Imbens, and Stefan Wager. Efficient inference of average treatment effects in high dimensions via approximate residual balancing. *arXiv preprint arXiv:1604.07125*, 2016.
  - [35] Robert Tibshirani. Regression shrinkage and selection via the lasso. *Journal of the Royal Statistical Society. Series B (Methodological)*, pages 267–288, 1996.
  - [36] Andrew Gordon Wilson and Ryan Prescott Adams. Gaussian process kernels for pattern discovery and extrapolation. In *International Conference on Machine Learning*, pages 1067–1075, 2013.
  - [37] Donald B Rubin. Multivariate matching methods that are equal percent bias reducing, i: Some examples. *Biometrics*, pages 109–120, 1976.
  - [38] Donald B Rubin. Multivariate matching methods that are equal percent bias reducing, ii: Maximums on bias reduction for fixed sample sizes. *Biometrics*, pages 121–132, 1976.
  - [39] Donald B Rubin and Neal Thomas. Affinely invariant matching methods with ellipsoidal distributions. *The Annals of Statistics*, pages 1079–1093, 1992.
  - [40] M Grotschel, L Lovasz, and A Schrijver. *Geometric algorithms and combinatorial optimization*. Springer, New York, 1993.
  - [41] Stephen Poythress Boyd and Lieven Vandenberghe. *Convex Optimization*. Cambridge University Press, Cambridge, 2004.
  - [42] Anatole Beck. A convexity condition in Banach spaces and the strong law of large numbers. *Proc. Amer. Math. Soc.*, 13(2):329–334, 1962.
  - [43] Gilles Pisier. Martingales in banach spaces (in connection with type and cotype). 2011.

111 8TH AVENUE #302  
 NEW YORK, NY 10011  
 E-MAIL: [kallus@cornell.edu](mailto:kallus@cornell.edu)  
 URL: <http://www.nathankallus.com>