

# A CRACK INDUCED BY A THIN RIGID INCLUSION PARTLY DEBONDED FROM THE MATRIX

by Y.A. ANTIPOV

antipov@math.lsu.edu

*Department of Mathematics, Louisiana State University*

*Baton Rouge LA 70803, USA*

and S.M. MKHITARYAN

*Department of Mechanics of Elastic and Viscoelastic Bodies*

*National Academy of Sciences, Yerevan 0019, Armenia*

August 8, 2018

## Abstract

The interaction of a thin rigid inclusion with a finite crack is studied. Two plane problems of elasticity are considered. The first one concerns the case when the upper side of the inclusion is completely debonded from the matrix, and the crack penetrates into the medium. In the second model, the upper side of the inclusion is partly separated from the matrix, that is the crack length  $2a$  is less than  $2b$ , the inclusion length. It is shown that both problems are governed by a singular integral equation of the same structure. Derivation of the closed-form solution of this integral equation is the main result of the paper. The solution is found by solving the associated vector Riemann-Hilbert problem with the Chebotarev-Khrapkov matrix coefficient. A feature of the method proposed is that the vector Riemann-Hilbert problem is set on a finite segment, while the original Khrapkov method of matrix factorization is developed for a closed contour. In the case, when the crack and inclusion lengths are the same, the solution is derived by passing to the limit  $b/a \rightarrow 1$ . It is demonstrated that the limiting case  $a = b$  is unstable, and when  $a < b$ , and the crack tips approach the inclusion ends, the crack tends to accelerate in order to penetrate into the matrix.

## 1 Introduction

Different aspects of interaction of cracks with inclusions have been studied in detail by many investigators. The fundamental two-dimensional elastic model problem for a finite set of slits lying on the real axis when the traction components and the displacements are prescribed in the upper and lower surfaces, respectively, was solved in **(1)** by the method of singular integral equations and in **(2)** by the method of complex potentials. Some generalizations of this setting and the method of the vector Riemann-Hilbert problem were proposed and the interaction of a semi-infinite inclusion and a finite cut was analyzed in **(3)**. The model **(1)** for an inclusion whose upper side is completely separated from the matrix was generalized in **(4)** for the case when an inclusion is in the interface between two half-planes with different elastic constants. The method of complex potentials and the scalar Riemann-Hilbert problem on a hyperelliptic surface was advanced **(5)** for the mixed boundary value problem governing a system of collinear cuts when the points of change of boundary conditions are not necessarily the endpoints of the cuts. This technique was applied **(6)** for the solution of the plane problem for  $n$  inclusions whose upper sides are completely separated from the matrix, and slip lines emerge from the crack tips. The case of a rigid inclusion  $-a < x < a, y = 0$  with a crack

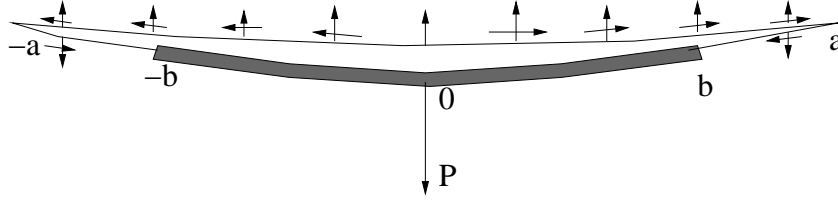


Figure 1: The geometry of Model 1.

$-a < x < a$  on the inclusion upper side open in the interval  $-b < x < b$  and contacting with the inclusion when  $b < |x| < a$ :  $\sigma_{12} = 0$ ,  $u_2 = 0$  was treated in (7). A closed-form solution to the plane problem on a rigid inclusion  $-b < x < b$  located on the lower side of a crack  $-a < x < a, y = 0$  ( $b < a$ ) when the tangential traction component vanishes on the segment  $-b < x < b, y = 0^-$  (frictionless contact of the inclusion and the matrix) was found in (8). Some other relevant works include (9) and (10). In the former paper, the problem of the symmetric indentation of a penny-shaped crack by a smoothly embedded rigid circular thin disc was treated by the method of triple integral equations. The second work examines models of a crack inside, outside, penetrating or lying along the interface of an anisotropic elliptical inclusion and presents numerical solutions of the governing singular integral equations.

The main goal of this paper was to develop a method of the vector Riemann-Hilbert on a segment for singular integral equation governing the following two model problems. Problem 1 concerns a rigid inclusion  $-b < x < b, y = 0$ , whose lower side is bonded to the matrix, while the upper side is completely separated from the elastic medium, and the crack formed on the upper surface penetrates into the medium and occupies the segment  $-a < x < a, y = 0$  ( $a > b$ ). The latter is on a rigid inclusion  $-b < x < b$ , whose upper part is debonded on the segment  $-a < x < a$ , and  $a < b$ . In particular, on passing to the limit  $b/a \rightarrow 1$  we aim to examine the transition of the solution to the first problem with the square root singularities at the crack tips to the solution for the case  $a = b$  that oscillates and has a stronger singularity of order  $-3/4$  at the endpoints.

In Section 2, we formulate the first problem as a discontinuous boundary value problem for the biharmonic operator. It is reduced to a singular integral equation in Section 3. Then, in Section 4, we transform the integral equation to a vector Riemann-Hilbert problem on a segment with the Chebotarev-Khrapkov matrix coefficient (11), (12) and construct the solution of the Riemann-Hilbert problem. Based on this solution we derive the closed-form solution of the singular integral equation in Section 5. In the next section, we analyze the singularities of the solution, discuss the numerical results obtained and find the solution in the limiting case  $b/a \rightarrow 0$ . In Section 7, we show that Problem 2 is governed by a singular integral equation whose kernel is the same as the one for the first problem. What is different is the right-hand side, the additional condition and the meaning of the parameters and the unknown function. Also, in this section we implement the passage to the limit  $a \rightarrow b$ , and show that in a particular case the limiting solution coincides with the solution available in the literature (2).

## 2 Formulation

The problem to be addressed is a two-dimensional one for a thin rigid inclusion whose profile is described by a function  $y = h(x)$ ,  $-b < x < b$ . The function  $h(x)$  is even,  $h(\pm b) = 0$ , and the curvature of  $h(x)$ ,  $\epsilon$ , is small,  $\epsilon \ll 1$ . The medium is assumed to be elastic, uniform, infinite and to be loaded in a way that would generate, in the absence of the inclusion, a stress field  $\sigma_{ij}^o(x, y)$  symmetric with respect to both axes,  $x$  and  $y$ . The Poisson ratio and the Young modulus of the

medium are  $\nu$  and  $E$ , respectively, and the conditions of plane stress are considered. It is assumed that along the upper side of the inclusion (Fig.1) there is a crack that spreads not only over the whole upper surface of the inclusion, but also penetrates into the matrix. We aim to analyze the stress concentration in the vicinity of the tips of the inclusion and the crack.

Owing to small deviations of the function  $h(x)$  from the  $x$ -axis, it is conventional in linear elasticity to write the boundary conditions on the line  $y = 0$ , not the actual curve  $y = h(x)$ . They read

$$\begin{aligned}\sigma_{12} + i\sigma_{22} &= -\sigma_{12}^\circ - i\sigma_{22}^\circ, & |x| < a, & \quad y = 0^+, \\ \sigma_{12} + i\sigma_{22} &= -\sigma_{12}^\circ - i\sigma_{22}^\circ, & b < |x| < a, & \quad y = 0^-, \\ \frac{\partial u_1}{\partial x} + i\frac{\partial u_2}{\partial x} &= ih'(x) - w^\circ(x), & |x| < b, & \quad y = 0^-. \end{aligned} \quad (2.1)$$

Here,  $(u_1, u_2)$  is the displacement vector,  $w^\circ(x) = \frac{\partial}{\partial x}(u_1^\circ + iu_2^\circ)(x, 0)$ , and  $(u_1^\circ, u_2^\circ)$  is the displacement vector associated with the stress field  $\sigma_{ij}^\circ$ .

It will be convenient to introduce the functions

$$\phi_j(x) = E \left[ \frac{\partial u_j}{\partial x} \right] (x), \quad \psi_j(x) = [\sigma_{j2}](x), \quad j = 1, 2, \quad (2.2)$$

where

$$[f](x) = f(x, 0^+) - f(x, 0^-). \quad (2.3)$$

Since the displacements are discontinuous across the whole crack surface and the traction components are discontinuous across the inclusion surface and continuous across the segments  $-a < x < -b$  and  $b < x < a$ , we have  $\text{supp } \phi_j \subset [-a, a]$  and  $\text{supp } \psi_j \subset [-b, b]$ ,  $j = 1, 2$ .

Let  $U(x, y)$  be the Airy function of the problem. Then

$$\begin{aligned}\sigma_{12} &= -\frac{\partial^2 U}{\partial x \partial y}, & \sigma_{22} &= \frac{\partial^2 U}{\partial x^2}, \\ \frac{\partial u_1}{\partial x} &= \frac{1}{E} \left( \frac{\partial^2 U}{\partial y^2} - \nu \frac{\partial^2 U}{\partial x^2} \right), & \frac{\partial u_2}{\partial y} &= \frac{1}{E} \left( \frac{\partial^2 U}{\partial x^2} - \nu \frac{\partial^2 U}{\partial y^2} \right), \\ \frac{\partial u_1}{\partial y} + \frac{\partial u_2}{\partial x} &= -\frac{2(1 + \nu)}{E} \frac{\partial^2 U}{\partial x \partial y}, \end{aligned} \quad (2.4)$$

and the model problem is equivalent to the following discontinuous boundary value problem for the biharmonic operator:

$$\begin{aligned}\Delta^2 U(x, y) &= 0, & (x, y) &\in \mathbb{R}^2 \setminus \{-a < x < a, y = 0\}, \\ [U](x) &= \tilde{\psi}_2(x), & \left[ \frac{\partial U}{\partial y} \right] (x) &= -\hat{\psi}_1(x), \\ \left[ \frac{\partial^2 U}{\partial y^2} \right] (x) &= \phi_1(x) + \nu \psi_2(x), & \left[ \frac{\partial^3 U}{\partial y^3} \right] (x) &= -\phi_2'(x) + (\nu + 2)\psi_1'(x), \end{aligned} \quad (2.5)$$

subject to the boundary conditions (2.1), the inclusion equilibrium conditions

$$\int_{-b}^b \psi_1(x) dx = 0, \quad \int_{-b}^b \psi_2(x) dx = \Sigma + P, \quad (2.6)$$

and the crack closedness conditions

$$\int_{-a}^a \phi_1(x) dx = 0, \quad \int_{-a}^a \phi_2(x) dx = 0. \quad (2.7)$$

Here,  $\hat{\psi}'_1(x) = \psi_1(x)$  and  $\tilde{\psi}''_2(x) = \psi_2(x)$ ,

$$P = - \int_{-b}^b \sigma_{22}(x, 0^-) dx, \quad \Sigma = - \int_{-b}^b \sigma_{22}^\circ(x, 0^+) dx, \quad j = 1, 2, \quad (2.8)$$

$P$  is the magnitude of the total normal force applied to the inclusion central point and directed downwards.

### 3 Singular integral equation

Aiming to reduce the discontinuous boundary value problem to an integral equation we apply first the Fourier transform across the discontinuity line

$$\hat{U}_\alpha(x) = \int_{-\infty}^{\infty} U(x, y) e^{i\alpha y} dy \quad (3.1)$$

and deduce the following ordinary differential equation for the Fourier transform  $\hat{U}_\alpha(x)$ :

$$\begin{aligned} & \left( \frac{d^4}{dx^4} - 2\alpha^2 \frac{d^2}{dx^2} + \alpha^4 \right) \hat{U}_\alpha(x) \\ & = -i\alpha\phi_1(x) - \phi'_2(x) + \nu\psi'_1(x) + \alpha^2\hat{\psi}_1(x) - i\alpha(2 + \nu)\psi_2(x) + i\alpha^3\tilde{\psi}_2(x), \quad -\infty < x < \infty. \end{aligned} \quad (3.2)$$

We next utilize the fundamental function of the differential operator in equation (3.2)

$$\frac{1 + |\alpha||x - \xi|}{4|\alpha|^3} e^{-|\alpha||x - \xi|} \quad (3.3)$$

and integration by parts to derive

$$\begin{aligned} \hat{U}_\alpha(x) &= \frac{1}{4\alpha^2} \int_{-a}^a \{-i \operatorname{sgn} \alpha (1 + |\alpha||x - \xi|) \phi_1(\xi) + |\alpha|(x - \xi) \phi_2(\xi) \\ & - [2 \operatorname{sgn}(x - \xi) + (1 + \nu)|\alpha|(x - \xi)] \psi_1(\xi) + i \operatorname{sgn} \alpha [1 - \nu - (1 + \nu)|\alpha||x - \xi|] \psi_2(\xi)\} e^{-|\alpha||x - \xi|} d\xi. \end{aligned} \quad (3.4)$$

On inverting the Fourier transform, using formulas (2.4) and evaluating the corresponding integrals, we obtain the integral representations of the stresses

$$\begin{aligned} \sigma_{12}(x, y) &= \int_{-a}^a \{-M_1(x - \xi, y) \phi_1(\xi) + [N_2(x - \xi, y) - M_2(x - \xi, y)] \phi_2(\xi)\} d\xi \\ &+ \int_{-b}^b \{[(1 - \nu)N_2(x - \xi, y) + (1 + \nu)M_2(x - \xi, y)] \psi_1(\xi) + [N_1(x - \xi, y) - (1 + \nu)M_1(x - \xi, y)] \psi_2(\xi)\} d\xi, \\ \sigma_{22}(x, y) &= \int_{-a}^a \{[N_2(x - \xi, y) - M_2(x - \xi, y)] \phi_1(\xi) - [N_1(x - \xi, y) - M_1(x - \xi, y)] \phi_2(\xi)\} d\xi \\ &+ \int_{-b}^b \{[\nu N_1(x - \xi, y) - (1 + \nu)M_1(x - \xi, y)] \psi_1(\xi) + [(3 + \nu)N_2(x - \xi, y) - (1 + \nu)M_2(x - \xi, y)] \psi_2(\xi)\} d\xi, \end{aligned} \quad (3.5)$$

and the displacement derivatives

$$E \frac{\partial u_1}{\partial x}(x, y) = \int_{-a}^a \{[(1 - \nu)N_2(x - \xi, y) + (1 + \nu)M_2(x - \xi, y)] \phi_1(\xi) + [\nu N_1(x - \xi, y)$$

$$\begin{aligned}
& -(1 + \nu)M_1(x - \xi, y)]\phi_2(\xi)\}d\xi + \int_{-b}^b \{[(1 - \nu^2)N_1(x - \xi, y) + (1 + \nu)^2M_1(x - \xi, y)]\psi_1(\xi) \\
& \quad - (1 + \nu)^2[N_2(x - \xi, y) - M_2(x - \xi, y)]\psi_2(\xi)\}d\xi, \\
E\frac{\partial u_2}{\partial x}(x, y) &= \int_{-a}^a \{[N_1(x - \xi, y) - (1 + \nu)M_1(x - \xi, y)]\phi_1(\xi) + [(3 + \nu)N_2(x - \xi, y) \\
& \quad - (1 + \nu)M_2(x - \xi, y)]\phi_2(\xi)\}d\xi + \int_{-b}^b \{(1 + \nu)^2[-N_2(x - \xi, y) + M_2(x - \xi, y)]\psi_1(\xi) \\
& \quad + (1 + \nu)[2N_1(x - \xi, y) - (1 + \nu)M_1(x - \xi, y)]\psi_2(\xi)\}d\xi \tag{3.6}
\end{aligned}$$

in terms of the jumps introduced in (2.2). Here,

$$\begin{aligned}
N_1(t, y) &= \frac{t}{2\pi(t^2 + y^2)}, & N_2(t, y) &= \frac{y}{4\pi(t^2 + y^2)}, \\
M_1(t, y) &= \frac{t(t^2 - y^2)}{4\pi(t^2 + y^2)^2}, & M_2(t, y) &= \frac{t^2 y}{2\pi(t^2 + y^2)^2}. \tag{3.7}
\end{aligned}$$

To satisfy the boundary conditions (2.1), we need the boundary values  $\sigma_{j2}(x, 0^\pm)$  and  $\frac{\partial}{\partial x}u_j(x, 0^\pm)$ ,  $j = 1, 2$ . In view of the properties of the Dirac delta-function

$$\lim_{y \rightarrow 0^\pm} \frac{y}{\pi(t^2 + y^2)} = \pm\delta(t), \quad \lim_{y \rightarrow 0^\pm} \frac{yt^2}{\pi(t^2 + y^2)^2} = \pm\frac{1}{2}\delta(t), \tag{3.8}$$

the integral representations (3.5) and (3.6) yield

$$\begin{aligned}
\sigma_{12}(x, 0^\pm) &= -\frac{1}{4\pi} \int_{-a}^a \frac{\phi_1(\xi)d\xi}{x - \xi} \pm \frac{1}{2}\psi_1(x) + \frac{1 - \nu}{4\pi} \int_{-b}^b \frac{\psi_2(\xi)d\xi}{x - \xi}, \\
\sigma_{22}(x, 0^\pm) &= -\frac{1}{4\pi} \int_{-a}^a \frac{\phi_2(\xi)d\xi}{x - \xi} - \frac{1 - \nu}{4\pi} \int_{-b}^b \frac{\psi_1(\xi)d\xi}{x - \xi} \pm \frac{1}{2}\psi_2(x), \\
E\frac{\partial u_1}{\partial x}(x, 0^\pm) &= \pm\frac{1}{2}\phi_1(x) - \frac{1 - \nu}{4\pi} \int_{-a}^a \frac{\phi_2(\xi)d\xi}{x - \xi} + \frac{\nu_1}{4\pi} \int_{-b}^b \frac{\psi_1(\xi)d\xi}{x - \xi}, \\
E\frac{\partial u_2}{\partial x}(x, 0^\pm) &= \frac{1 - \nu}{4\pi} \int_{-a}^a \frac{\phi_1(\xi)d\xi}{x - \xi} \pm \frac{1}{2}\phi_2(x) + \frac{\nu_1}{4\pi} \int_{-b}^b \frac{\psi_2(\xi)d\xi}{x - \xi}, \tag{3.9}
\end{aligned}$$

where

$$\nu_1 = (3 - \nu)(1 + \nu). \tag{3.10}$$

It is convenient to introduce the following complex-valued functions:

$$\begin{aligned}
\phi(x) &= \phi_1(x) + i\phi_2(x), & \psi(x) &= \psi_1(x) + i\psi_2(x), \\
\sigma_\pm(x) &= \sigma_{12}(x, 0^\pm) + i\sigma_{22}(x, 0^\pm), & w_\pm(x) &= \frac{\partial u_1}{\partial x}(x, 0^\pm) + i\frac{\partial u_2}{\partial x}(x, 0^\pm). \tag{3.11}
\end{aligned}$$

Equations (3.9), after rearrangement, become

$$\begin{aligned}
\sigma_\pm(x) &= \pm\frac{1}{2}\psi(x) + \frac{i(1 - \nu)}{4\pi} \int_{-b}^b \frac{\psi(\xi)d\xi}{\xi - x} + \frac{1}{4\pi} \int_{-a}^a \frac{\phi(\xi)d\xi}{\xi - x}, \\
Ew_\pm(x) &= \pm\frac{1}{2}\phi(x) - \frac{i(1 - \nu)}{4\pi} \int_{-a}^a \frac{\phi(\xi)d\xi}{\xi - x} - \frac{\nu_1}{4\pi} \int_{-b}^b \frac{\psi(\xi)d\xi}{\xi - x}. \tag{3.12}
\end{aligned}$$

We now proceed with the boundary conditions on the crack sides and the lower side of the inclusion. From (3.12), we have

$$\begin{aligned} 2\sigma_+(x) &= \frac{1}{2\pi} \int_{-a}^a \frac{\phi(\xi)d\xi}{\xi-x} + \psi(x) + \frac{i(1-\nu)}{2\pi} \int_{-b}^b \frac{\psi(\xi)d\xi}{\xi-x}, \quad -a < x < a, \\ 2Ew_-(x) &= -\phi(x) - i(1-\nu)[2\sigma_+(x) - \psi(x)] - \frac{2}{\pi} \int_{-b}^b \frac{\psi(\xi)d\xi}{\xi-x}, \quad -b < x < b. \end{aligned} \quad (3.13)$$

On inverting the singular operator in the space of functions having integrable singularities at the endpoints  $\pm a$  **(13)** we express the function  $\phi(x)$  from the first equation in (3.13)

$$\phi(x) = -\frac{2}{\pi\sqrt{a^2-x^2}} \left\{ \int_{-a}^a \frac{\sqrt{a^2-\xi^2}}{\xi-x} [2\sigma_+(\xi) - \psi(\xi)]d\xi + C \right\} + i(1-\nu)\Theta(x), \quad (3.14)$$

where  $C$  is an arbitrary constant and

$$\Theta(x) = \frac{1}{\pi\sqrt{a^2-x^2}} \int_{-a}^a \frac{\sqrt{a^2-\xi^2}}{\xi-x} \frac{1}{\pi} \int_{-a}^a \frac{\psi(\eta)d\eta}{\eta-\xi}. \quad (3.15)$$

It turns out that  $C$  has to be zero. Indeed, from the crack closedness conditions (2.7) and the definition (3.11) of the function  $\phi(x)$  we have

$$\int_{-a}^a \phi(x)dx = 0. \quad (3.16)$$

On the other hand,

$$\int_{-a}^a \frac{dx}{\sqrt{a^2-x^2}(x-\xi)} = 0, \quad -a < \xi < a, \quad (3.17)$$

where the integral in the left-hand side is understood in the sense of the Cauchy principal value. Therefore, from the representation (3.14) of  $\phi(x)$  it follows that  $C = 0$ . Our next step is to simplify the relation (3.15) for the function  $\Theta(x)$ . On employing the Poincaré-Bertrand formula **(13)**

$$\frac{1}{\pi} \int_{-a}^a \frac{d\xi}{\xi-x} \frac{1}{\pi} \int_{-a}^a \frac{\varphi(\xi,\eta)d\eta}{\eta-\xi} = -\varphi(x,x) + \frac{1}{\pi} \int_{-a}^a \frac{d\eta}{\pi} \int_{-a}^a \frac{\varphi(\xi,\eta)d\xi}{(\xi-x)(\eta-\xi)}, \quad (3.18)$$

evaluating the integral

$$\frac{1}{\pi} \int_{-a}^a \frac{\sqrt{a^2-\xi^2}d\xi}{(\xi-x)(\eta-\xi)} = 1, \quad -a < x < a, \quad -a < \eta < a, \quad (3.19)$$

and taking into account the equilibrium conditions (2.6) and the formula for the function  $\psi(x)$  in (3.11) we arrive ultimately at the following simple relation:

$$\Theta(x) = -\psi(x) + \frac{iP_*}{\pi\sqrt{a^2-x^2}}, \quad -a < x < a, \quad (3.20)$$

where  $P_* = P + \Sigma$ . Now we replace the function  $\phi(x)$  in the second equation (3.13) by its representation

$$\begin{aligned} \phi(x) &= \frac{1}{\pi\sqrt{a^2-x^2}} \left[ 2 \int_{-b}^b \frac{\sqrt{a^2-\xi^2}}{\xi-x} \psi(\xi)d\xi + 4 \int_{-a}^a \frac{\sqrt{a^2-\xi^2}}{\xi-x} \sigma^\circ(\xi)d\xi - (1-\nu)P_* \right] \\ &\quad - i(1-\nu)\psi(x), \quad -a < x < a. \end{aligned} \quad (3.21)$$

following from (3.14) and obtain a governing singular integral equation for the function  $\psi(x)$ . It reads

$$\frac{1}{\pi} \int_{-k}^k \left( 1 + \sqrt{\frac{1-\tau^2}{1-t^2}} \right) \frac{\psi(a\tau)d\tau}{\tau-t} - i(1-\nu)\psi(at) = g(t), \quad -k < t < k. \quad (3.22)$$

Here,  $k = b/a < 1$ ,

$$g(t) = -iEh'(at) + Ew^\circ(at) + i(1-\nu)\sigma^\circ(at) - \frac{2}{\pi\sqrt{1-t^2}} \int_{-1}^1 \frac{\sqrt{1-\tau^2}}{\tau-t} \sigma^\circ(a\tau)d\tau + \frac{(1-\nu)P_*}{2\pi a\sqrt{1-t^2}}, \quad (3.23)$$

$\sigma^\circ(x) = \sigma_{12}^\circ(x, 0) + i\sigma_{22}^\circ(x, 0)$ , and due to (2.6) the function  $\psi(a\tau)$  has to satisfy the additional condition

$$\int_{-k}^k \psi(at)dt = \frac{iP_*}{a}. \quad (3.24)$$

## 4 Vector Riemann-Hilbert problem and its solution

In this section we aim to rewrite the singular integral equation (3.22) as a vector Riemann-Hilbert problem and derive its closed-form solution. Introduce two Cauchy integrals

$$\Phi_1(z) = \frac{1}{2\pi i} \int_{-k}^k \frac{\psi(a\tau)d\tau}{\tau-z}, \quad \Phi_2(z) = \frac{1}{2\pi i} \int_{-k}^k \frac{\sqrt{1-\tau^2}\psi(a\tau)d\tau}{\tau-z}, \quad (4.1)$$

analytic in the whole complex plane except at the segment  $[-k, k]$ . By the Sokhotski-Plemelj formulas their limiting values  $\Phi_j^\pm(t) = \Phi_j(t \pm i0)$ ,  $-k < t < k$ , satisfy the relations

$$\Phi_1^+(t) + \Phi_1^-(t) = \frac{1}{\pi i} \int_{-k}^k \frac{\psi(a\tau)d\tau}{\tau-t}, \quad \Phi_2^+(t) + \Phi_2^-(t) = \frac{1}{\pi i} \int_{-k}^k \frac{\sqrt{1-\tau^2}\psi(a\tau)d\tau}{\tau-t}, \quad (4.2)$$

and

$$\Phi_1^+(t) - \Phi_1^-(t) = \psi(at), \quad \Phi_2^+(t) - \Phi_2^-(t) = \sqrt{1-t^2}\psi(at). \quad (4.3)$$

On substituting these relations into equation (3.22) we obtain that the limiting values of the functions (4.1) are connected by

$$\nu\Phi_1^+(t) + (2-\nu)\Phi_1^-(t) + \frac{\Phi_2^+(t) + \Phi_2^-(t)}{\sqrt{1-t^2}} = -ig(t),$$

$$\Phi_2^+(t) - \Phi_2^-(t) = \sqrt{1-t^2}[\Phi_1^+(t) - \Phi_1^-(t)], \quad -k < t < k. \quad (4.4)$$

This, after rearrangement, can be written as the following vector Riemann-Hilbert boundary value problem on a segment:

$$\Phi^+(t) = G(t)\Phi^-(t) - \frac{i}{\nu+1}\mathbf{T}(t)g(t), \quad -k < t < k, \quad (4.5)$$

where

$$G(t) = \frac{1}{\nu+1} \begin{pmatrix} \nu-1 & -\frac{2}{\sqrt{1-t^2}} \\ -2\sqrt{1-t^2} & \nu-1 \end{pmatrix},$$

$$\Phi(z) = \begin{pmatrix} \Phi_1(z) \\ \Phi_2(z) \end{pmatrix}, \quad \mathbf{T}(t) = \begin{pmatrix} 1 \\ \sqrt{1-t^2} \end{pmatrix}. \quad (4.6)$$

The vector  $\Phi(z)$  has a simple zero at the infinite point, and due to the condition (3.24) and the first relation (4.1) the function  $\Phi_1(z)$  behaves at infinity as

$$\Phi_1(z) \sim -\frac{P_*}{2\pi a z}, \quad z \rightarrow \infty. \quad (4.7)$$

The matrix coefficient to be factorized has the Chebotarev-Khrapkov structure **(11)**, **(12)**, and its eigenvalues are constants,  $\lambda_1 = -(3 - \nu)(1 + \nu)^{-1}$ ,  $\lambda_2 = 1$ . We point out that the classical scheme **(12)** is designed and has been employed in the literature so far for the case of a closed contour. In the case of a segment, although the structure of the Wiener-Hopf factors is preserved, additional efforts need to be made to study the behavior of the solution at the endpoints in order to guarantee the solution derived is within the class of integrable functions. The matrix factorization problem

$$G(t) = X^+(t)[X^-(t)]^{-1} = [X^-(t)]^{-1}X^+(t), \quad -k < t < k, \quad (4.8)$$

has the solution

$$X(z) = \Lambda(z) \begin{pmatrix} c(z) & s_+(z) \\ s_-(z) & c(z) \end{pmatrix}. \quad (4.9)$$

Here, we denoted

$$c(z) = \cosh[\sqrt{1 - z^2}\beta(z)], \quad s_{\pm}(z) = (1 - z^2)^{\mp 1/2} \sinh[\sqrt{1 - z^2}\beta(z)]. \quad (4.10)$$

The function  $\sqrt{1 - z^2}$  is the single branch of the two-valued function  $\omega^2 = 1 - z^2$  fixed by the condition  $\sqrt{1 - z^2}|_{z=0} = 1$  in the plane cut along the straight line joining the branch points  $z = -1$  and  $z = 1$  and passing through the infinite point. For  $-k < t < k$ , it is directly verified that

$$\begin{aligned} X^+(t)[X^-(t)]^{-1} &= \frac{\Lambda^+(t)}{\Lambda^-(t)} \\ &\times \begin{pmatrix} \cosh[\sqrt{1 - t^2}(\beta^+(t) - \beta^-(t))] & \frac{1}{\sqrt{1 - t^2}} \sinh[\sqrt{1 - t^2}(\beta^+(t) - \beta^-(t))] \\ \sqrt{1 - t^2} \sinh[\sqrt{1 - t^2}(\beta^+(t) - \beta^-(t))] & \cosh[\sqrt{1 - t^2}(\beta^+(t) - \beta^-(t))] \end{pmatrix}. \end{aligned} \quad (4.11)$$

The matrix  $X(z)$  is a solution of the factorization problem if the functions  $\Lambda(z)$  and  $\beta(z)$  solve the following scalar Riemann-Hilbert problems:

$$\frac{\Lambda^+(t)}{\Lambda^-(t)} = \sqrt{\lambda_1}, \quad -k < t < k, \quad (4.12)$$

and

$$\beta^+(t) - \beta^-(t) = \frac{\ln \sqrt{\lambda_1}}{\sqrt{1 - t^2}}, \quad -k < t < k, \quad (4.13)$$

where

$$\sqrt{\lambda_1} = i\sqrt{\nu_0}, \quad \ln \sqrt{\lambda_1} = \frac{1}{2} \ln \nu_0 + \frac{i\pi}{2}, \quad \nu_0 = \frac{3 - \nu}{1 + \nu} > 0. \quad (4.14)$$

The solution of the factorization problem (4.12) is defined up to a rational factor. For our purposes, we choose it in the form

$$\Lambda(z) = \frac{1}{z - k} \exp \left\{ \frac{1}{2\pi i} \int_{-k}^k \frac{\ln \sqrt{\lambda_1} d\tau}{\tau - z} \right\} = (z - k)^{-3/4 - i\gamma} (z + k)^{-1/4 + i\gamma}, \quad \gamma = \frac{\ln \nu_0}{4\pi}. \quad (4.15)$$

Here,  $\Lambda(z)$  is the branch fixed by the condition  $\Lambda(z) \sim z^{-1}$ ,  $z \rightarrow \infty$ , in the plane cut along the segment  $[-k, k]$  passing through the point  $z = 0$ . This branch is positive for  $z = t$ ,  $t \in (k, +\infty)$  and negative for  $t \in (-\infty, -k)$ . The solution of the problem (4.13) is given by the Cauchy integral

$$\beta(z) = \frac{\ln \sqrt{\lambda_1}}{2\pi i} \int_{-k}^k \frac{d\tau}{\sqrt{1 - \tau^2}(\tau - z)}. \quad (4.16)$$

It has logarithmic singularities at the endpoints, and the functions  $c(z)$  and  $s_{\pm}(z)$  have power singularities

$$\begin{aligned} c(z) &\sim C_{\pm}(z \mp k)^{-1/4+i\gamma}, \quad s_+(z) \sim \mp \frac{C_{\pm}}{\sqrt{1-k^2}}(z \mp k)^{-1/4+i\gamma}, \\ s_-(z) &\sim \mp C_{\pm} \sqrt{1-k^2}(z \mp k)^{-1/4+i\gamma}, \quad z \rightarrow \pm k, \quad C_{\pm} = \text{const} \neq 0. \end{aligned} \quad (4.17)$$

In view of the power singularities of the function  $\Lambda(z)$ , the matrix  $X(z)$  and its inverse

$$[X(z)]^{-1} = (z-k)^{3/4+i\gamma}(z+k)^{1/4-i\gamma} \begin{pmatrix} c(z) & -s_+(z) \\ -s_-(z) & c(z) \end{pmatrix} \quad (4.18)$$

in neighborhoods of the endpoints behave as

$$\begin{aligned} X(z) &\sim (z-k)^{-1}Y'_+(z), \quad [X(z)]^{-1} \sim (z-k)^{1/2}Y''_+(z), \quad z \rightarrow k, \\ X(z) &\sim (z+k)^{-1/2}Y'_-(z), \quad [X(z)]^{-1} \sim Y''_-(z), \quad z \rightarrow -k, \end{aligned} \quad (4.19)$$

where  $Y'_{\pm}(z)$  and  $Y''_{\pm}(z)$  are  $2 \times 2$  matrices whose elements are bounded as  $z \rightarrow \pm k$ .

We next study the behavior of the matrices  $X(z)$  and  $[X(z)]^{-1}$  at the infinite point. From (4.16) we derive

$$\beta(z) \sim \frac{\beta_0}{z}, \quad z \rightarrow \infty, \quad \beta_0 = \left(2i\gamma - \frac{1}{2}\right) \sin^{-1} k. \quad (4.20)$$

The branch of the function  $\sqrt{1-z^2}$  chosen before is discontinuous at the infinite point since the cut passes through the point  $z = \infty$ . We have

$$\sqrt{1-z^2} \sim -iz \operatorname{sgn} \operatorname{Im} z, \quad z \rightarrow \infty. \quad (4.21)$$

However, for the functions  $c(z)$ ,  $s_+(z)$ , and  $s_-(z)$ , the infinite point is a regular point, a simple zero, and a simple pole, respectively. Combining this with (4.20), (4.15), (4.9), (4.10) and (4.18) we find the asymptotics of the matrix  $X(z)$  and its inverse as

$$X(z) \sim \frac{1}{z} \begin{pmatrix} \cos \beta_0 & z^{-1} \sin \beta_0 \\ -z \sin \beta_0 & \cos \beta_0 \end{pmatrix}, \quad [X(z)]^{-1} \sim z \begin{pmatrix} \cos \beta_0 & -z^{-1} \sin \beta_0 \\ z \sin \beta_0 & \cos \beta_0 \end{pmatrix}, \quad z \rightarrow \infty. \quad (4.22)$$

Substituting the splitting (4.8) into the Riemann-Hilbert boundary condition (4.5) and replacing the vector  $-i(\nu+1)^{-1}[X^+(t)]^{-1}\mathbf{T}(t)g(t)$  by  $\Psi^+(t) - \Psi^-(t)$  yield

$$[X^+(t)]^{-1}\Phi^+(t) - \Psi^+(t) = [X^-(t)]^{-1}\Phi^-(t) - \Psi^-(t), \quad -k < t < k. \quad (4.23)$$

Here,  $\Psi^{\pm}(t) = \Psi(t \pm i0)$  and

$$\Psi(z) = -\frac{1}{2\pi(\nu+1)} \int_{-k}^k \frac{[X^+(\tau)]^{-1}\mathbf{T}(\tau)g(\tau)d\tau}{\tau-z}. \quad (4.24)$$

Due to (4.1) the vector  $\Phi(z)$  has a simple zero at the infinite point, and according to the continuity principle, the Liouville theorem and the second asymptotic relation in (4.22) the vector  $[X(z)]^{-1}\Phi(z) - \Psi(z)$  is a polynomial vector of the form

$$[X(z)]^{-1}\Phi(z) - \Psi(z) = \begin{pmatrix} C_0 \cos \beta_0 \\ C_0 z \sin \beta_0 + C_1 \end{pmatrix}, \quad (4.25)$$

where  $C_0$  and  $C_1$  are arbitrary constants. This asserts

$$\Phi(z) = X(z) \left[ \Psi(z) + \begin{pmatrix} C_0 \cos \beta_0 \\ C_0 z \sin \beta_0 + C_1 \end{pmatrix} \right], \quad z \in \mathbb{C} \setminus [-k, k]. \quad (4.26)$$

Analysis of the asymptotics of the vector  $\Phi(z)$  shows that it has an integrable singularity at the endpoint  $z = -k$ , while at the second end,  $z = k$ , it has a non integrable singularity. It follows from (4.17) and (4.26) that in the vicinity of the point  $z = k$

$$\Phi(z) = \frac{C_+(z-k)^{-1}}{(2k)^{1/4-i\gamma}} \begin{pmatrix} 1 & -\frac{1}{\sqrt{1-k^2}} \\ -\sqrt{1-k^2} & 1 \end{pmatrix} \begin{pmatrix} \Psi_1(k) + C_0 \cos \beta_0 \\ \Psi_2(k) + C_0 k \sin \beta_0 + C_1 \end{pmatrix} + \Phi_0(z), \quad (4.27)$$

where the vector  $\Phi_0(z)$  may have at most an integrable singularity at the point  $z = k$ . From this relation we infer that the vector  $\Phi(z)$  has an integrable singularity at the point  $z = k$  if and only if

$$C_1 = \sqrt{1-k^2} \Psi_1(k) - \Psi_2(k) + C_0(\sqrt{1-k^2} \cos \beta_0 - k \sin \beta_0). \quad (4.28)$$

At the infinite point, both components of the vector  $\Phi(z)$  in (4.26) have a simple zero and

$$\Phi(z) \sim \frac{1}{z} \begin{pmatrix} C_0 \\ C_1 \cos \beta_0 - \Psi_1^\circ \sin \beta_0 \end{pmatrix}, \quad z \rightarrow \infty, \quad (4.29)$$

where  $\Psi_1^\circ$  is the first component of the vector

$$\Psi^\circ = \frac{1}{2\pi(\nu+1)} \int_{-k}^k [X^+(\tau)]^{-1} \mathbf{T}(\tau) g(\tau) d\tau. \quad (4.30)$$

Comparing (4.31) with (4.7) determines the constant  $C_0$

$$C_0 = -\frac{P^*}{2\pi a}. \quad (4.31)$$

This completes the solution of the vector Riemann-Hilbert problem (4.5). Its exact solution is given by (4.26), (4.28) and (4.31).

## 5 Solution of the singular integral equation

The solution of equation (3.22) is expressed through the solution of the vector Riemann-Hilbert problem by the formula  $\psi(at) = \Phi_1^+(t) - \Phi_1^-(t)$ ,  $-k < t < k$ . This section transforms this formula into a form convenient for computations. According to formulas (4.9) and (4.10) the limiting values of the matrix  $X(z)$  admit the representation

$$X^\pm(t) = \begin{pmatrix} \chi_1^\pm(t) & \chi_2^\pm(t) \\ (1-t^2)\chi_2^\pm(t) & \chi_1^\pm(t) \end{pmatrix}, \quad -k < t < k, \quad (5.1)$$

where the functions  $\chi_j^\pm(t)$ ,  $j = 1, 2$  are to be expressed through the functions  $\beta^\pm(t)$  and  $\Lambda^\pm(t)$ . Utilizing (4.26) and (5.1) we write

$$\begin{aligned} \psi(at) &= \Omega(t) + [\chi_2^+(t) - \chi_2^-(t)][\sqrt{1-k^2} \Psi_1(k) - \Psi_2(k)] \\ &- \frac{P^*}{2\pi a} \{ [\chi_1^+(t) - \chi_1^-(t)] \cos \beta_0 + [\chi_2^+(t) - \chi_2^-(t)] [(t-k) \sin \beta_0 + \sqrt{1-k^2} \cos \beta_0] \}, \end{aligned} \quad (5.2)$$

where

$$\Omega(t) = \chi_1^+(t)\Psi_1^+(t) - \chi_1^-(t)\Psi_1^-(t) + \chi_2^+(t)\Psi_2^+(t) - \chi_2^-(t)\Psi_2^-(t). \quad (5.3)$$

In order to determine the functions  $\chi_j^\pm(t)$ , we evaluate the principal value of the singular integral (4.16) that is

$$\beta(t) = \left(\frac{1}{4} - i\gamma\right) I(t), \quad (5.4)$$

where

$$I(t) = \lim_{\varepsilon \rightarrow 0^+} \left( - \int_{-k}^{t-\varepsilon} \frac{d\tau}{\sqrt{1-\tau^2}(t-\tau)} + \int_{t+\varepsilon}^k \frac{d\tau}{\sqrt{1-\tau^2}(\tau-t)} \right). \quad (5.5)$$

Making the substitutions  $\xi = (t-\tau)^{-1} > 0$  and  $\xi = (\tau-t)^{-1} > 0$  in the first and second integrals in (5.5), respectively, we deduce

$$I(t) = - \lim_{\varepsilon \rightarrow 0^+} \left( \int_{1/(k+t)}^{1/\varepsilon} \frac{d\xi}{\sqrt{r_+(\xi)}} + \int_{1/\varepsilon}^{1/(k-t)} \frac{d\xi}{\sqrt{r_-(\xi)}} \right), \quad (5.6)$$

where

$$r_\pm(\xi) = (1-t^2)\xi^2 \pm 2t\xi - 1, \quad r_+(\xi) > 0, \quad \frac{1}{k+t} < \xi < \frac{1}{\varepsilon}, \quad r_-(\xi) > 0, \quad \frac{1}{\varepsilon} < \xi < \frac{1}{k-t}. \quad (5.7)$$

Employing the antiderivative

$$\int \frac{d\xi}{\sqrt{r_\pm(\xi)}} = \frac{1}{\sqrt{1-t^2}} \ln \left[ 2\sqrt{(1-t^2)r_\pm(\xi)} + 2(1-t^2)\xi \pm 2t \right] + \text{const} \quad (5.8)$$

and passing to the limit  $\varepsilon \rightarrow 0^+$  in (5.6) we eventually obtain

$$I(t) = \frac{1}{\sqrt{1-t^2}} \ln \frac{(k-t)R(t)}{k+t}, \quad (5.9)$$

where we denoted

$$R(t) = \frac{R_+(t)}{R_-(t)},$$

$$R_\pm(t) = \sqrt{(1-t^2)[(1-t^2) \pm 2t(k \pm t) - (k \pm t)^2]} + 1 - t^2 \pm t(k \pm t) > 0, \quad -k < t < k. \quad (5.10)$$

We apply now the Sokhotski-Plemelj formulas and discover the following explicit representations of the limiting values of the function  $\beta(z)$ :

$$\sqrt{1-t^2}\beta^\pm(t) = \left(\frac{1}{4} - i\gamma\right) \left( \pm\pi i + \ln \frac{(k-t)R(t)}{k+t} \right). \quad (5.11)$$

Utilizing these representations determines the functions

$$\begin{aligned} \cosh[\sqrt{1-t^2}\beta^\pm(t)] &= \frac{e_0^{\pm 1}}{2} \left[ \frac{(k-t)R(t)}{k+t} \right]^{1/4-i\gamma} + \frac{e_0^{\mp 1}}{2} \left[ \frac{(k-t)R(t)}{k+t} \right]^{-1/4+i\gamma}, \\ \sinh[\sqrt{1-t^2}\beta^\pm(t)] &= \frac{e_0^{\pm 1}}{2} \left[ \frac{(k-t)R(t)}{k+t} \right]^{1/4-i\gamma} - \frac{e_0^{\mp 1}}{2} \left[ \frac{(k-t)R(t)}{k+t} \right]^{-1/4+i\gamma}, \end{aligned} \quad (5.12)$$

Here,  $e_0 = e^{\pi i/4 + \pi\gamma}$ . The limiting values of the function  $\Lambda(z)$  are discontinuous through the cut  $[-k, k]$ . According to the choice of the branch of  $\Lambda(z)$ ,  $\arg(z-k) = \pi$  and  $\arg(z+k) = \pi \mp \pi$  as  $z = t \pm i0$ ,  $-k < t < k$ . We have

$$\Lambda^\pm(t) = -e_0^{\pm 1} (k-t)^{-3/4-i\gamma} (k+t)^{-1/4+i\gamma}, \quad -k < t < k. \quad (5.13)$$

Combining these results we find the limiting values  $\chi_j^\pm(t)$ ,  $-k < t < k$ , of the functions  $\chi_j(z)$ . They are given by

$$\chi_j^\pm(t) = -\frac{1}{2(\sqrt{1-t^2})^{j-1}} \left[ e_0^{\pm 2} (k-t)^{-1/2-2i\gamma} (k+t)^{-1/2+2i\gamma} R^{1/4-i\gamma}(t) - \frac{(-1)^j}{k-t} R^{-1/4+i\gamma}(t) \right]. \quad (5.14)$$

Now we wish to specify the limiting values of the vector  $\Psi(z)$ . Computing first

$$[X^+(t)]^{-1} \mathbf{T}(t) = -\frac{1}{e_0^2} (k-t)^{1/2+2i\gamma} (k+t)^{1/2-2i\gamma} R^{-1/4+i\gamma} \mathbf{T}(t) \quad (5.15)$$

and employing next the Sokhotski-Plemelj formulas we obtain the components  $\Psi_1^\pm(t)$  and  $\Psi_2^\pm(t)$  of the vectors  $\Psi^\pm(t)$  as

$$\Psi_j^\pm(t) = \pm \frac{ig(t)}{2(\nu+1)e_0^2} (\sqrt{1-t^2})^{j-1} (k-t)^{1/2+2i\gamma} (k+t)^{1/2-2i\gamma} R^{-1/4+i\gamma}(t) + \Psi_j(t), \quad (5.16)$$

where  $\Psi_j(t)$  are the principal values of the integrals

$$\Psi_j(t) = \frac{1}{2\pi(\nu+1)e_0^2} \int_{-k}^k (k-\tau)^{1/2+2i\gamma} (k+\tau)^{1/2-2i\gamma} R^{-1/4+i\gamma}(\tau) \frac{(\sqrt{1-\tau^2})^{j-1} g(\tau) d\tau}{\tau-t}. \quad (5.17)$$

It is seen that the functions  $\Psi_j^\pm(t)$  are bounded at the endpoints and have finite limits. At the point  $k$ ,

$$\Psi_j(k) = -\frac{1}{2\pi(\nu+1)e_0^2} \int_{-k}^k (k-\tau)^{-1/2+2i\gamma} (k+\tau)^{1/2-2i\gamma} R^{-1/4+i\gamma}(\tau) (\sqrt{1-\tau^2})^{j-1} g(\tau) d\tau. \quad (5.18)$$

We now ready to evaluate  $\Omega(t)$  and  $\chi_j^+(t) - \chi_j^-(t)$ . Substituting (5.14) and (5.16) into (5.3) yields, after some simplifications,

$$\begin{aligned} \Omega(t) &= -\frac{i(1-\nu)g(t)}{\nu_1} + \chi(t) \left[ \Psi_1(t) + \frac{\Psi_2(t)}{\sqrt{1-t^2}} \right], \\ \chi_j^+(t) - \chi_j^-(t) &= \frac{\chi(t)}{(\sqrt{1-t^2})^{j-1}}, \quad j = 1, 2. \end{aligned} \quad (5.19)$$

Here,

$$\chi(t) = -\frac{2i}{(1+\nu)\sqrt{\nu_0}} (k-t)^{-1/2-2i\gamma} (k+t)^{-1/2+2i\gamma} R^{1/4-i\gamma}(t). \quad (5.20)$$

Remembering the formula for the function  $\psi(at)$ , we can write down the final representation for the solution of the singular integral equation (3.22)

$$\begin{aligned} \psi(at) &= -\frac{i(1-\nu)g(t)}{\nu_1} + \chi(t) \left[ \Psi_1(t) + \sqrt{\frac{1-k^2}{1-t^2}} \Psi_1(k) \right. \\ &\quad \left. + \frac{\Psi_2(t) - \Psi_2(k)}{\sqrt{1-t^2}} - \frac{P_*}{2\pi a} \left( \cos \beta_0 + \frac{(t-k) \sin \beta_0 + \sqrt{1-k^2} \cos \beta_0}{\sqrt{1-t^2}} \right) \right]. \end{aligned} \quad (5.21)$$

Notice that this formula is a closed-form solution and possesses only two integrals (5.17).

## 6 Analysis of the solution at the singular points. Numerical results

### 6.1 Stress intensity factors

In Section 3, we saw that the jump of the tangential derivative of the displacement vector could readily be expressed through the solution of equation (3.22) by (3.21). Due to formulas (5.20) and (5.21) this function has the square root singularities at the crack tips

$$\phi(x) \sim \phi_0^\pm (a \mp x)^{-1/2}, \quad x \rightarrow \pm a^\mp, \quad (6.1)$$

where  $a^\mp = a \mp 0$  and

$$\phi_0^\pm = \mp \frac{1}{\pi} \sqrt{\frac{2}{a}} \left[ \int_{-b}^b \left( \frac{a+\xi}{a-\xi} \right)^{\pm 1/2} \psi(\xi) d\xi + 2 \int_{-a}^a \left( \frac{a+\xi}{a-\xi} \right)^{\pm 1/2} \sigma^\circ(\xi) d\xi \pm \frac{(1-\nu)P_*}{2} \right]. \quad (6.2)$$

At the inclusion endpoints,  $x = b$  and  $x = -b$ , the internal singular points, the function  $\phi(x)$  not only has square root singularities but also oscillates

$$\phi(x) = (x-b)^{-1/2-2i\gamma} (x+b)^{-1/2+2i\gamma} \Upsilon(x), \quad (6.3)$$

where  $\Upsilon(x)$  is bounded and in general discontinuous at the points  $x = \pm b$ . It has definite nonzero limits as  $x \rightarrow b^\pm$  and as  $x \rightarrow -b^\mp$ .

Now we wish to analyze the concentration of stresses in the vicinities of the crack and the inclusion tips. Assume  $y = 0$  and  $x$  is outside the segment  $[-b, b]$ . Applying (3.12) we have

$$\sigma_{12}(x, 0) + i\sigma_{22}(x, 0) = \frac{i(1-\nu)}{4\pi} \int_{-b}^b \frac{\psi(\xi) d\xi}{\xi - x} + \frac{1}{4\pi} \int_{-a}^a \frac{\phi(\xi) d\xi}{\xi - x}, \quad |x| > b. \quad (6.4)$$

Analysis of the Cauchy integral with the density  $\phi(\xi)$  in (6.4) yields

$$\sigma_{12}(x, 0) + i\sigma_{22}(x, 0) \sim \mp \frac{\phi_0^\pm}{4\sqrt{\pm x - a}}, \quad x \rightarrow \pm a^\pm. \quad (6.5)$$

On the other hand, on employing the conventional notations of the stress intensity factors (SIFs) we have

$$\sigma_{12}(x, 0) + i\sigma_{22}(x, 0) \sim \frac{K_{II}^\pm + iK_I^\pm}{\sqrt{2\pi(\pm x - a)}}, \quad x \rightarrow \pm a^\pm. \quad (6.6)$$

Combining (6.5) and (6.6) we express the SIFs through two integrals

$$K_{II}^\pm + iK_I^\pm = \frac{1}{2\sqrt{\pi a}} \left[ \int_{-b}^b \left( \frac{a+\xi}{a-\xi} \right)^{\pm 1/2} \psi(\xi) d\xi + 2 \int_{-a}^a \left( \frac{a+\xi}{a-\xi} \right)^{\pm 1/2} \sigma^\circ(\xi) d\xi \pm \frac{(1-\nu)P_*}{2} \right]. \quad (6.7)$$

Next we determine the contact stresses (the traction vector components)

$$\sigma_{12}(x, 0^-) + i\sigma_{22}(x, 0^-) = \sigma_+(x) - \psi(x) \quad (6.8)$$

acting in the contact zone  $-b < x < b$ . After substituting (5.21) and (3.23) into (6.8) and since  $\sigma_+(x) = -\sigma^\circ(x)$ , we have

$$\begin{aligned} \sigma_{12}(at, 0^-) + i\sigma_{22}(at, 0^-) &= -\frac{4\sigma^\circ(at)}{\nu_1} + \frac{1-\nu}{\nu_1} [Eh'(at) + iEw^\circ(at) \\ &\quad - \frac{2i}{\pi\sqrt{1-t^2}} \int_{-1}^1 \frac{\sqrt{1-\tau^2}}{\tau-t} \sigma^\circ(a\tau) d\tau + \frac{i(1-\nu)P_*}{2\pi a\sqrt{1-t^2}}] - \chi(t) \left[ \Psi_1(t) + \sqrt{\frac{1-k^2}{1-t^2}} \Psi_1(k) \right] \end{aligned}$$

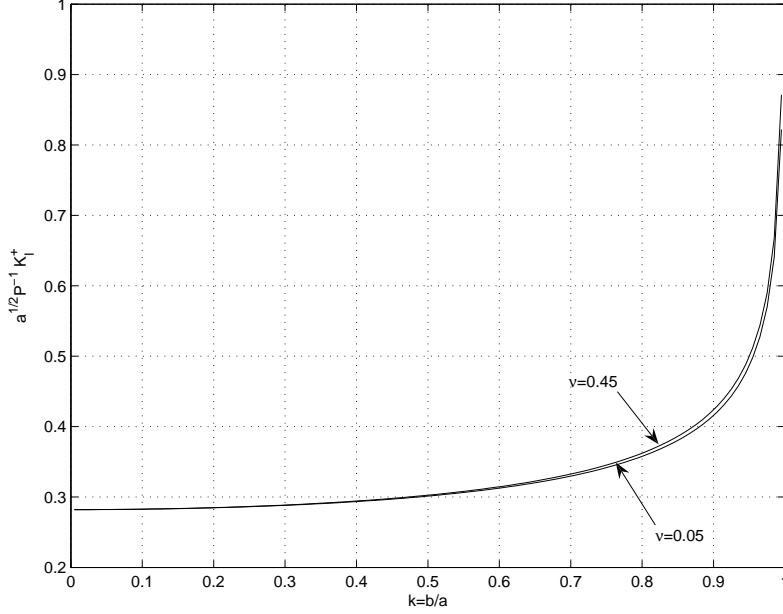


Figure 2: The SIF  $K_I^+$  at the crack tip  $x = a$  vs  $k = b/a$  for  $\nu = 0.1$  and  $\nu = 0.5$ .

$$+ \frac{\Psi_2(t) - \Psi_2(k)}{\sqrt{1-t^2}} - \frac{P_*}{2\pi a} \left( \cos \beta_0 + \frac{(t-k) \sin \beta_0 + \sqrt{1-k^2} \cos \beta_0}{\sqrt{1-t^2}} \right) \Big], \quad -k < t < k. \quad (6.9)$$

By examining this formula we see that due to the existence of the singularities of the function  $\chi(t)$  in the vicinity of the inclusion tips,  $t \rightarrow \pm k^\mp$  ( $x \rightarrow \pm b^\mp$ ), the traction admits the representation

$$\sigma_{12}(at, 0^-) + i\sigma_{22}(at, 0^-) = (k-t)^{-1/2-2i\gamma}(k+t)^{-1/2+2i\gamma}\Xi(t), \quad (6.10)$$

where  $\Xi(t)$  is a bounded function having definite limits as  $t \rightarrow \pm k^\mp$ .

## 6.2 Computational formulas for the SIFs

For a numerical example we take  $w^\circ(x) = 0$ ,  $h'(x) = 0$ ,  $-b < x < b$ , and  $\sigma^\circ(x) = 0$ ,  $-a < x < a$ . Then the function  $g(t)$  has a simple form,

$$g(t) = \frac{(1-\nu)P}{2\pi a\sqrt{1-t^2}}. \quad (6.11)$$

To evaluate the function  $\psi(at)$  given by (5.21) we need to compute the functions  $\Psi_j(t)$ . It is convenient to represent them as

$$\Psi_j(t) = P_0 \int_{-k}^k \sqrt{k^2 - \tau^2} g_j(\tau) \frac{d\tau}{\tau - t}, \quad -k < t < k, \quad j = 1, 2, \quad (6.12)$$

where

$$g_1(\tau) = \left( \frac{k-\tau}{k+\tau} \right)^{2i\gamma} \frac{R^{-1/4+i\gamma}(\tau)}{\sqrt{1-\tau^2}}, \quad g_2(\tau) = \sqrt{1-\tau^2} g_1(\tau), \quad P_0 = \frac{(1-\nu)P}{4\pi^2 a(1+\nu)e_0^2}. \quad (6.13)$$

The functions  $g_j(\tau)$  can be expanded in terms of the Chebyshev polynomials of the second kind as

$$g_j(\tau) = \sum_{m=0}^{\infty} c_{jm} U_m \left( \frac{\tau}{k} \right), \quad -k < t < k, \quad (6.14)$$

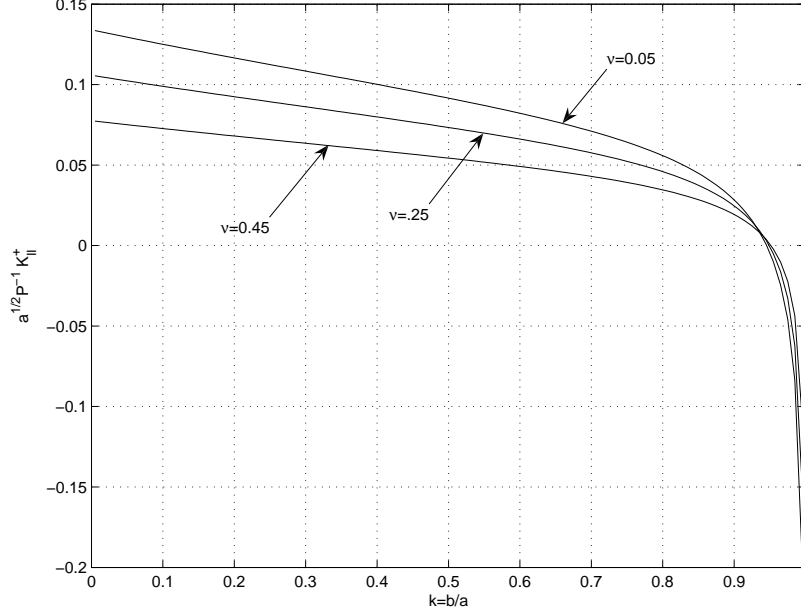


Figure 3: The SIF  $K_{II}^+$  at the crack tip  $x = a$  vs  $k = b/a$  for  $\nu = 0.1$ ,  $\nu = 0.3$ , and  $\nu = 0.5$ .

with the coefficients  $c_{jm}$  defined by

$$c_{jm} = \frac{2}{\pi k^2} \int_{-k}^k g_j(\tau) \sqrt{k^2 - \tau^2} U_m \left( \frac{\tau}{k} \right) d\tau. \quad (6.15)$$

On employing next the spectral relations for the Chebyshev polynomials of the second and first kind

$$\int_{-k}^k \sqrt{k^2 - \tau^2} U_m \left( \frac{\tau}{k} \right) \frac{d\tau}{\tau - t} = -\pi k T_{m+1} \left( \frac{t}{k} \right), \quad -k < t < k, \quad m = 0, 1, \dots, \quad (6.16)$$

we obtain the series representation of the functions  $\Psi_j(t)$

$$\Psi_j(t) = -\pi k P_0 \sum_{m=0}^{\infty} c_{jm} T_{m+1} \left( \frac{t}{k} \right), \quad -k < t < k. \quad (6.17)$$

Since the functions  $g_j(\tau)$  oscillate at the points  $\tau = \pm k$ , instead of using formula (6.17) we evaluate  $\Psi_j(k)$  directly

$$\Psi_j(k) = -P_0 \int_{-k}^k \left( \frac{k + \tau}{k - \tau} \right)^{1/2} g_j(\tau) d\tau. \quad (6.18)$$

To write down the final formula used for the SIFs, we denote

$$\begin{aligned} \chi_{\pm}(t) = & -\frac{-2ia}{(1+\nu)\sqrt{\nu_0}g_2(t)} \left( \frac{1+t}{1-t} \right)^{\pm 1/2} \left[ \Psi_1(t) + \sqrt{\frac{1-k^2}{1-t^2}} \Psi_1(k) \right. \\ & \left. + \frac{\Psi_2(t) - \Psi_2(k)}{\sqrt{1-t^2}} - \frac{P}{2\pi a} \left( \cos \beta_0 + \frac{(t-k) \sin \beta_0 + \sqrt{1-k^2} \cos \beta_0}{\sqrt{1-t^2}} \right) \right]. \end{aligned} \quad (6.19)$$

In terms of these functions, after a rearrangement, formula (6.7) reads

$$K_{II}^{\pm} + iK_I^{\pm} = \frac{1}{2\sqrt{\pi a}} \left[ \pm \frac{(1-\nu)P}{2} - \frac{i(1-\nu)^2 P}{2\pi \nu_1} \ln \frac{1+k}{1-k} + \int_{-k}^k \frac{\chi_{\pm}(\tau) d\tau}{\sqrt{k^2 - \tau^2}} \right]. \quad (6.20)$$

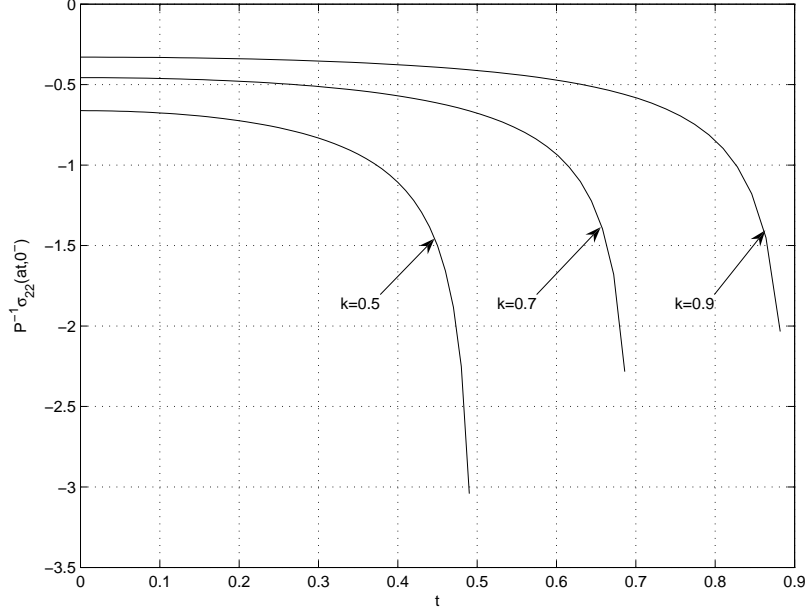


Figure 4: The normal traction component  $P^{-1}\sigma_{22}(at, 0^-)$  vs  $t$  for  $k = 0.5$ ,  $k = 0.7$ , and  $k = 0.9$  when  $\nu = 0.3$ .

The integrals (6.15), (6.18), and (6.20) are computed by employing the corresponding Gauss quadrature formulas

$$\begin{aligned}
 c_{jm} &\approx \frac{2}{N+1} \sum_{l=1}^N \sin \frac{l\pi}{N+1} \sin \frac{l\pi(m+1)}{N+1} g_j \left( k \cos \frac{l\pi}{N+1} \right), \\
 \Psi_j(k) &\approx -\frac{4\pi k P_0}{2M+1} \sum_{l=1}^M x_l g_j(-k + 2kx_l), \quad x_l = \cos^2 \frac{(2l-1)\pi}{2(2M+1)}, \\
 \int_{-k}^k \frac{\chi_{\pm}(\tau) d\tau}{\sqrt{k^2 - \tau^2}} &\approx \frac{\pi}{L} \sum_{l=1}^L \chi_{\pm} \left( k \cos \frac{(2l-1)\pi}{2L} \right), \tag{6.21}
 \end{aligned}$$

where  $N$ ,  $M$ , and  $L$  are the orders of the Gauss integration formulas.

Figures 2 and 3 represent the dimensionless SIFs  $\hat{K}_I^+ = \sqrt{a}P^{-1}K_I$  and  $\hat{K}_{II}^+ = \sqrt{a}P^{-1}K_{II}$  at the crack tip  $x = a$  for some values of the Poisson ratio  $\nu$ . At the left crack tip,  $x = -a$ , for the symmetric case (6.11),  $K_I^- = K_I^+$ ,  $K_{II}^- = -K_{II}^+$ . Referring to these figures, we observe the effect of the ratio  $k = b/a$  on the SIFs. As the inclusion ends approach the crack tips, the Mode-I SIFs  $K_I^{\pm}$  grow to  $+\infty$ , while the Mode-II SIF  $K_{II}^+$  decreases to zero for  $k$  close to 0.95 and then, as  $k \rightarrow 1$ ,  $K_{II}^+ \rightarrow -\infty$ . Figures 4 and 5 show sample curves of the traction components in the right-hand contact zone  $0 < x < b$ ,  $y = 0^-$ . Due to the symmetry,  $\sigma_{12}(x, 0^-) = -\sigma_{12}(-x, 0^-)$  and  $\sigma_{12}(x, 0^-) = \sigma_{22}(-x, 0^-)$ . It is seen that the absolute values of both contact stresses attain minima at the point  $x = 0$  and grow as  $x \rightarrow b^-$  ( $t \rightarrow k^-$ ).

### 6.3 Limiting case $k \rightarrow 0$

To test the numerical results obtained, we derive explicit formulas for the SIFs in the limiting case  $k \rightarrow 0$  by passing to the limit in (6.7). In the case (6.11) formula (6.7) becomes

$$K_{II}^{\pm} + iK_I^{\pm} = \frac{1}{2\sqrt{\pi a}} \left[ a \int_{-1}^1 \left( \frac{1+k\xi}{1-k\xi} \right)^{\pm 1/2} k\psi(b\xi) d\xi \pm \frac{(1-\nu)P}{2} \right], \tag{6.22}$$

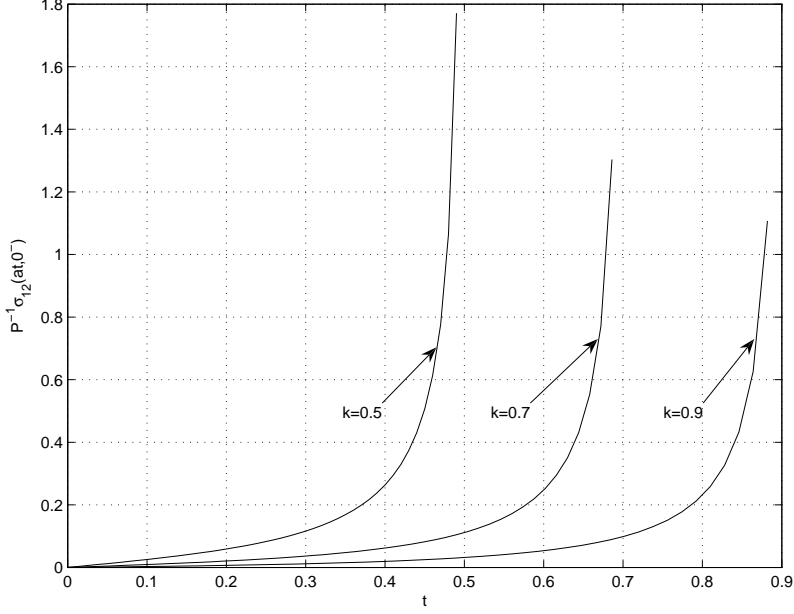


Figure 5: The tangential traction component  $P^{-1}\sigma_{12}(at, 0^-)$  vs  $t$  for  $k = 0.5$ ,  $k = 0.7$ , and  $k = 0.9$  when  $\nu = 0.3$ .

where due to (5.21) the function  $k\psi(b\xi)$  has the form

$$k\psi(b\xi) = -\frac{i(1-\nu)kg(k\xi)}{\nu_1} + \chi^\circ(\xi) \left[ \Psi_1(k\xi) + \sqrt{\frac{1-k^2}{1-k^2\xi^2}} \Psi_1(k) \right. \\ \left. + \frac{\Psi_2(k\xi) - \Psi_2(k)}{\sqrt{1-k^2\xi^2}} - \frac{P}{2\pi a} \left( \cos \beta_0 + \frac{k(\xi-1)\sin \beta_0 + \sqrt{1-k^2}\cos \beta_0}{\sqrt{1-k^2\xi^2}} \right) \right], \quad (6.23)$$

and

$$\chi^\circ(\xi) = -\frac{2i}{(1+\nu)\sqrt{\nu_0}} (1-\xi)^{-1/2-2i\gamma} (1+\xi)^{-1/2+2i\gamma} R^{1/4-i\gamma}(k\xi). \quad (6.24)$$

It is directly verified that  $\beta_0 \rightarrow 1$  and  $\Psi_j(k) \rightarrow 0$  as  $k \rightarrow 0^+$  and also that the functions  $R(k\xi)$  and  $\Psi_j(k\xi)$  uniformly with respect to  $\xi \in [-1, 1]$  tend to 1 and 0, respectively. Passing to the limit  $k \rightarrow 0^+$  in (6.22) we deduce

$$\lim_{k \rightarrow 0^+} (K_{II}^\pm + iK_I^\pm) = \frac{iP}{\pi\sqrt{\pi a\nu_0}(1+\nu)} \int_{-1}^1 (1-\xi)^{-1/2-2i\gamma} (1+\xi)^{-1/2+2i\gamma} d\xi \pm \frac{(1-\nu)P}{4\sqrt{\pi a}}, \quad (6.25)$$

This ultimately yields that the normalized SIFs  $K_I^\pm$  in the limiting case  $k \rightarrow 0$  are independent of the Poisson ratio and given by

$$\sqrt{a}P^{-1}K_I^\pm = \frac{1}{2\sqrt{\pi}} = 0.2820948\dots \quad (6.26)$$

The SIFs  $K_{II}^\pm$  as  $k \rightarrow 0$  become

$$\sqrt{a}P^{-1}K_{II}^\pm = \pm \frac{1-\nu}{4\sqrt{\pi}}. \quad (6.27)$$

Formulas (6.26) and (6.27) coincide with the formulas for the SIFs derived in (14) for a crack  $\{-a < x < a, y = 0^\pm\}$  whose upper side is free of traction and the lower side is subjected to the normal concentrated load  $P$  applied at the center,  $\sigma_{12}(x, 0^-) = 0$ ,  $\sigma_{22}(x, 0^-) = -P\delta(x)$ .

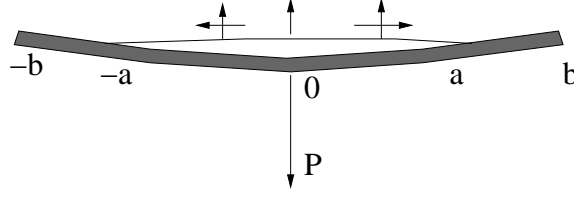


Figure 6: The geometry of Model 2

Notice that formulas (6.26) and (6.27) are consistent with the values of the SIF  $K_I^+$  and  $K_{II}^+$  for small values of the parameter  $k$  obtained from formula (6.7) in the case (6.11): if  $k = 0.005$ , then  $\sqrt{a}P^{-1}K_I^+ = 0.2820933$  for  $\nu = 0.05$  and  $\sqrt{a}P^{-1}K_I^+ = 0.2821035$  for  $\nu = 0.45$ . For  $\nu = 0.05$ ,  $\nu = 0.25$ , and  $\nu = 0.45$  formula (6.27) gives the following values of the dimensionless SIF  $\sqrt{a}P^{-1}K_{II}^+$ : 0.1339950, 0.1057855, and 0.07757607, respectively. On the other hand, the corresponding values of this factor for  $k = 0.005$  computed from formula (6.7) in the case (6.11) are 0.1335321, 0.1054322, and 0.07732310; they are in good agreement with the limiting values for  $k = 0$ .

## 7 Cases $a < b$ and $a = b$

### 7.1 An inclusion whose upper surface is partly separated from the matrix: $a < b$

Suppose now that the crack length is less than that of the inclusion that is  $a < b$  (Fig. 6). In the notations (3.11), the boundary conditions (2.1) should be replaced by

$$\begin{aligned} w_-(x) &= ih'(x) - w^\circ(x), & -b < x < b, \\ w_+(x) &= ih'(x) - w^\circ(x), & a < |x| < b, \\ \sigma_+(x) &= -\sigma^\circ(x), & -a < x < a. \end{aligned} \quad (7.1)$$

We will show that this problem reduces to a single singular integral equation with respect to the function  $\phi(x)$  in the segment  $(-a, a)$ , and the structure of the equation is the same as that of equation (3.22). Rewrite first the representations (3.13) as

$$\begin{aligned} \frac{1}{\pi} \int_{-b}^b \frac{\psi(\xi)d\xi}{\xi - x} &= -\frac{2}{\nu_1} [\phi(x) + 2Ew_-(x)] - \frac{i(1-\nu)}{\pi\nu_1} \int_{-a}^a \frac{\phi(\xi)d\xi}{\xi - x}, & -b < x < b, \\ 2\sigma^\circ(x) &= -\psi(x) + \frac{i(1-\nu)}{\nu_1} [\phi(x) + 2Ew_-(x)] - \frac{2}{\pi\nu_1} \int_{-a}^a \frac{\phi(\xi)d\xi}{\xi - x}, & -a < x < a, \end{aligned} \quad (7.2)$$

where  $\nu_1 = (3 - \nu)(1 + \nu)$  is the parameter introduced in (3.10). Inverting the Cauchy integral in the left-hand side of the first equation in (7.2) and applying the Poincaré-Bertrand formula and the inclusion equilibrium condition (3.24) similarly to Section 3 we express the function  $\psi(x)$  through  $\phi(x)$ . We have

$$\psi(x) = \frac{2}{\pi\nu_1\sqrt{b^2 - x^2}} \int_{-b}^b \frac{\sqrt{b^2 - \xi^2}}{\xi - x} [\phi(\xi) + 2Ew_-(\xi)]d\xi - \frac{i(1-\nu)}{\nu_1} \phi(x) + \frac{iP_*}{\pi\sqrt{b^2 - x^2}}. \quad (7.3)$$

Upon substituting (7.3) into the second equation in (7.2) we eventually derive the governing integral equation for the function  $\phi(x)$ . It reads

$$\frac{1}{\pi} \int_{-1/k}^{1/k} \left( 1 + \sqrt{\frac{1-\tau^2}{1-t^2}} \right) \frac{\phi(b\tau)d\tau}{\tau - t} - i(1-\nu)\phi(bt) = g_1(t), \quad -\frac{1}{k} < t < \frac{1}{k}, \quad (7.4)$$

where  $1/k = a/b < 1$ ,

$$g_1(t) = -\nu_1 \sigma^\circ(bt) - E(1 - \nu)[h'(bt) + iw^\circ(bt)] - \frac{2E}{\pi\sqrt{1-t^2}} \int_{-1}^1 \frac{\sqrt{1-\tau^2}}{\tau-t} [ih'(b\tau) - w^\circ(b\tau)] d\tau - \frac{iP_*\nu_1}{2\pi b\sqrt{1-t^2}}. \quad (7.5)$$

The function  $\phi(at)$  has to satisfy the additional condition (3.16). It is seen that the governing integral equation (7.4) coincides with equation (3.22) if we replace  $\psi(at)$  by  $\phi(bt)$ ,  $k$  by  $1/k$ , and  $g(t)$  by  $g_1(t)$ . Instead of the additional condition (3.24) for the function  $\psi$  we now have the condition (3.16) for the function  $\phi$ .

## 7.2 An inclusion whose upper surface is completely separated from the matrix: passage to the limit $k \rightarrow 1$

Consider now the case when the whole upper side of the inclusion is debonded from the matrix that is when there is a crack  $-a < x < a$ ,  $y = 0^+$  between the inclusion  $-a < x < a$ ,  $y = 0^-$  and the matrix  $\mathbb{R}^2 \setminus \{-a < x < a, y = 0\}$ . The governing equation in this case can be obtained from (3.22)

$$\frac{1}{\pi} \int_{-1}^1 \left( 1 + \sqrt{\frac{1-\tau^2}{1-t^2}} \right) \frac{\psi(a\tau) d\tau}{\tau-t} - i(1-\nu)\psi(at) = g(t), \quad -1 < t < 1, \quad (7.6)$$

or from (7.4) by putting  $k = 1$

$$\frac{1}{\pi} \int_{-1}^1 \left( 1 + \sqrt{\frac{1-\tau^2}{1-t^2}} \right) \frac{\phi(a\tau) d\tau}{\tau-t} - i(1-\nu)\phi(at) = g_1(t), \quad -1 < t < 1. \quad (7.7)$$

The former equation, when solved, provides the jump of the traction vector, while the latter yields the function  $\phi(x)$ , the jump of the tangential derivative of the displacement vector. There are other ways to solve the problem in this case. Before we implement passage to the limit  $k \rightarrow 1$  in the solution derived in Sections 4 and 5 we briefly describe a method for the system (3.13) based on its decoupling. Since the traction vector is prescribed in the whole segment  $-a < x < a$ ,  $\sigma_+(x) = -\sigma^\circ(x)$ , and the displacement vector is known on the whole lower side of the inclusion,  $w_-(x) = ih'(x) - w^\circ(x)$ ,  $-a < x < a$ , the relations (3.13) allow us to deduce the following governing system:

$$\omega(x) + \frac{A}{2\pi} \int_{-a}^a \frac{\omega(\xi) d\xi}{\xi-x} = \mathbf{g}(x), \quad -a < x < a, \quad (7.8)$$

where

$$A = \begin{pmatrix} i(1-\nu) & 1 \\ \nu_1 & i(1-\nu) \end{pmatrix}, \quad \omega(x) = \begin{pmatrix} \psi(x) \\ \phi(x) \end{pmatrix}, \quad \mathbf{g}(x) = -2 \begin{pmatrix} \sigma^\circ(x)(x) \\ E[ih'(x) - w^\circ(x)] \end{pmatrix}. \quad (7.9)$$

The matrix  $A$  has constant entries, and it is diagonalizable,  $A = BDB^{-1}$ , where  $D$  is a diagonal matrix, and  $B$  is a nonsingular matrix of transformation. Therefore, the system (7.8) reduces to two scalar singular integral equations which admit a closed-form solution by reducing them to the associated scalar Riemann-Hilbert problems in the segment  $-1 < t < 1$ . This method was applied for example in (4) to solve the problem in the case  $a = b$  for an inclusion in the interface of a composite plane. Here, we give an alternative solution by solving the integral equation (7.6) by passing to the limit  $k \rightarrow 1$  in the representation formulas for the solution in the case  $k \in (0, 1)$ .

Following the scheme of Section 4 we reduce the singular integral equation (7.6) to the vector Riemann-Hilbert problem (4.5), (4.6) on the interval  $(-1, 1)$  and factorize the matrix  $G(t)$  by formulas

(4.8) to (4.10) with the functions  $\Lambda(z)$  and  $\beta(z)$  being the solutions of the scalar Riemann problems (4.12) and (4.13), respectively. The solution of the former problem is the one given by (4.15) with  $k = 1$ ,

$$\Lambda(z) = (z-1)^{-3/4-i\gamma}(z+1)^{-1/4+i\gamma}, \quad \gamma = \frac{\ln \nu_0}{4\pi}, \quad (7.10)$$

and the single branch is fixed by the condition  $\Lambda(z) \sim z^{-1}$ ,  $z \rightarrow \infty$ , in the plane cut along the segment  $[-1, 1]$  passing through the point  $z = 0$ . In particular, when  $z = t \pm i0$  and  $-1 < t < 1$ , we have

$$\Lambda^\pm(t) = -e_0^{\pm 1}(1-t)^{-3/4-i\gamma}(1+t)^{-1/4+i\gamma}, \quad -1 < t < 1, \quad (7.11)$$

$\arg(1 \pm t) = 0$ ,  $t \in (-1, 1)$ , and  $e_0 = e^{\pi i/4 + \pi\gamma}$  is the parameter introduced in Section 5.

Let now  $k \rightarrow 1^-$  in (5.11). Since  $R(t) \rightarrow (1+t)/(1-t)$  as  $k \rightarrow 1^-$  and  $-1 < t < 1$ , we deduce

$$\sqrt{1-t^2}\beta^\pm(t) = \pm\pi i \left( \frac{1}{4} - i\gamma \right), \quad (7.12)$$

and the Wiener-Hopf matrix-factors in (4.8) become

$$X^\pm(t) = \Lambda^\pm(t) \begin{pmatrix} e_+ & \pm e_-(1-t^2)^{-1/2} \\ \pm e_-(1-t^2)^{1/2} & e_+ \end{pmatrix}, \quad -1 < t < 1, \quad e_\pm = \frac{1}{2}(e_0 \pm e_0^{-1}). \quad (7.13)$$

We assert next that as  $k \rightarrow 1^-$  in (4.20),  $\beta_0 \rightarrow \pi(-\frac{1}{4} + i\gamma)$ ,  $\cos \beta_0 \rightarrow e_+$ ,  $\sin \beta_0 \rightarrow ie_-$ , and therefore the matrices  $[X(z)]^{\pm 1}$  have the following asymptotics at infinity:

$$[X(z)]^{\pm 1} \sim z^{\mp 1} \begin{pmatrix} e_+ & \pm z^{-1}ie_- \\ \mp z ie_- & e_+ \end{pmatrix}, \quad z \rightarrow \infty. \quad (7.14)$$

Since the behavior of the matrix  $X(z)$  at the infinite point is the same as before, the solution of the vector Riemann-Hilbert problem is given by (4.26) that reads in the limiting case  $k \rightarrow 1^-$

$$\Phi(z) = X(z) \left[ \Psi(z) + \begin{pmatrix} C_0 e_+ \\ iC_0 e_- z + C_1 \end{pmatrix} \right], \quad z \in \mathbb{C} \setminus [-1, 1]. \quad (7.15)$$

where  $C_0 = -P_*/(2\pi a)$ , and  $\Psi(z)$  is simplified to the form

$$\Psi(z) = -\frac{1}{2\pi(\nu+1)e_0} \int_{-1}^1 \frac{\mathbf{T}(\tau)g(\tau)d\tau}{\Lambda^+(\tau)(\tau-z)}. \quad (7.16)$$

It is seen that the first component of the vector  $\Phi(z)$ , the function  $\Phi_1(z)$ , has a nonintegrable singularity of order  $-5/4$  at the point  $z = 1$  unless

$$C_1 = -\Psi_2(1) + \frac{ie_- P_*}{2\pi a}. \quad (7.17)$$

This condition is necessary and sufficient for the function  $\Phi_1(t)$  being integrable in the vicinity of the point  $z = 1$ . Notice that the condition (7.17) coincides with (4.28) when  $k = 1$ . Now taking the limit  $k \rightarrow 1$  in the representation formula (5.21) for the solution of the integral equation (3.22) we obtain

$$\begin{aligned} \psi(at) &= \frac{i(\nu-1)g(t)}{\nu_1} - \frac{2i}{(1+\nu)\sqrt{\nu_0}}(1-t)^{-3/4-i\gamma}(1+t)^{-1/4+i\gamma} \\ &\times \left[ \Psi_1(t) + \frac{\Psi_2(t) - \Psi_2(1)}{\sqrt{1-t^2}} - \frac{P_*}{2\pi a} \left( e_+ - ie_- \sqrt{\frac{1-t}{1+t}} \right) \right], \quad -1 < t < 1. \end{aligned} \quad (7.18)$$

Utilizing formula (7.16) we find the principal values of the integrals  $\Psi_1(t)$  and  $(1-t^2)^{-1/2}[\Psi_2(t) - \Psi_2(1)]$ . They read

$$\begin{aligned}\Psi_1(t) &= \frac{1}{2\pi(\nu+1)e_0^2} \int_{-1}^1 \frac{\omega_1(\tau)g(\tau)d\tau}{\tau-t}, \\ \frac{\Psi_2(t) - \Psi_2(1)}{\sqrt{1-t^2}} &= \frac{1}{2\pi(\nu+1)e_0^2} \sqrt{\frac{1-t}{1+t}} \int_{-1}^1 \frac{\omega_2(\tau)g(\tau)d\tau}{\tau-t}, \quad -1 < t < 1,\end{aligned}\quad (7.19)$$

where

$$\omega_1(t) = (1-t)^{3/4+i\gamma}(1+t)^{1/4-i\gamma}, \quad \omega_2(t) = (1-t)^{1/4+i\gamma}(1+t)^{3/4-i\gamma}. \quad (7.20)$$

We next substitute formulas (7.19) into (7.18). The result,

$$\begin{aligned}\psi(at) &= \frac{i(\nu-1)g(t)}{\nu_1} - \frac{1}{\pi\omega_1(t)} \left[ \frac{1}{\nu_1} \int_{-1}^1 \frac{\omega_1(\tau)g(\tau)d\tau}{\tau-t} - \frac{iP_*e_+}{a(1+\nu)\sqrt{\nu_0}} \right] \\ &\quad - \frac{1}{\pi\omega_2(t)} \left[ \frac{1}{\nu_1} \int_{-1}^1 \frac{\omega_2(\tau)g(\tau)d\tau}{\tau-t} - \frac{P_*e_-}{a(1+\nu)\sqrt{\nu_0}} \right],\end{aligned}\quad (7.21)$$

is the exact solution to the integral equation (7.6), the limit of the solution (5.21) as  $k \rightarrow 1$ .

### 7.3 The limiting case $k = 1$ when $w^\circ = 0$ , $\sigma^\circ = 0$ , and $h = \text{const}$

Set now  $w^\circ(x) = 0$ ,  $h'(x) = 0$ ,  $-b < x < b$ , and  $\sigma^\circ(x) = 0$ ,  $-a < x < a$ . This case was treated in (2) by the method of complex potentials. We aim to simplify the representation formula for the solution (7.21) derived for the limiting case  $k = 1$ . We have  $P_* = P$ , and formula (7.21) reads

$$\begin{aligned}\psi(at) &= -\frac{P}{2\pi a} \left[ \frac{i(1-\nu)^2}{\nu_1\sqrt{1-t^2}} - \frac{2}{(1+\nu)\sqrt{\nu_0}} \left( \frac{ie_+}{\omega_1(\tau)} + \frac{e_-}{\omega_2(\tau)} \right) \right. \\ &\quad \left. + \frac{1-\nu}{\pi\nu_1} \left( \frac{1}{\omega_1(t)} \int_{-1}^1 \frac{\omega_1(\tau)d\tau}{\sqrt{1-\tau^2}(\tau-t)} + \frac{1}{\omega_2(t)} \int_{-1}^1 \frac{\omega_2(\tau)d\tau}{\sqrt{1-\tau^2}(\tau-t)} \right) \right].\end{aligned}\quad (7.22)$$

The two integrals in (7.22) can be evaluated by means of the relation

$$\int_{-1}^1 \frac{(1-\tau)^\alpha(1+\tau)^{-\alpha}d\tau}{\tau-t} = \pi \cot \pi\alpha \left( \frac{1-t}{1+t} \right)^\alpha - \frac{\pi}{\sin \pi\alpha}, \quad -1 < t < 1, \quad (7.23)$$

a particular case of the more general formula (15)

$$\begin{aligned}\frac{1}{\pi} \int_{-1}^1 (1-\tau)^\alpha(1+\tau)^\beta P_n^{(\alpha,\beta)}(\tau) \frac{d\tau}{\tau-t} &= \cot \pi\alpha (1-t)^\alpha (1+t)^\beta P_n^{(\alpha,\beta)}(t) \\ &\quad - \frac{2^{\alpha+\beta}\Gamma(\alpha)\Gamma(n+\beta+1)}{\pi\Gamma(n+\alpha+\beta+1)} F\left(n+1, -n-\alpha-\beta; 1-\alpha; \frac{1-t}{2}\right), \\ &\quad \alpha > -1, \quad \beta > -1; \quad \alpha \neq 0, 1, 2, \dots; \quad -1 < t < 1,\end{aligned}\quad (7.24)$$

obtained by employing the integral representation of the Jacobi functions of the second kind in terms of the Jacobi polynomials  $P_n^{(\alpha,\beta)}(t)$ . Here,  $F$  is the hypergeometric function. Alternatively, formula (7.24) can be derived by converting the left hand-side into an integral of the Mellin convolution type and applying the theory of residues (4).

On plugging the expressions obtained into formula (7.22) and using the identities

$$\begin{aligned} \frac{e_-}{e_+} + \frac{e_+}{e_-} &= 1 - \nu, \\ \frac{\nu - 1}{\nu_1 e_{\pm}} - \frac{2ie_{\pm}}{(1 + \nu)\sqrt{\nu_0}} &= \pm \frac{1}{(1 + \nu)e_0^2 e_{\pm}} \end{aligned} \quad (7.25)$$

we deduce

$$\psi(at) = -\frac{P}{2\pi a(1 + \nu)\sqrt{\nu_0}} \left[ \frac{1}{e_-} (1 - t)^{-1/4 - i\gamma} (1 + t)^{-3/4 + i\gamma} - \frac{i}{e_+} (1 - t)^{-3/4 - i\gamma} (1 + t)^{-1/4 + i\gamma} \right], \quad (7.26)$$

where the parameters  $e_{\pm}$  and  $\gamma$  are given by (7.13) and (4.15), respectively. It is directly verified that this function satisfies the equilibrium condition (3.24) ( $k = 1$ ). To show that the function (7.26) is a solution of equation (7.6), in addition to the relation (7.23), we employ the formula

$$\int_{-1}^1 \frac{(1 - \tau)^{\alpha} (1 + \tau)^{-\alpha - 1} d\tau}{\tau - t} = \pi \cot \pi \alpha (1 - t)^{\alpha} (1 + t)^{-\alpha - 1}, \quad -1 < t < 1, \quad (7.27)$$

that can be deduced from (7.24). Then, upon substitution, one can check that the function (7.26) solves the integral equation (7.6) with the function  $g(t)$  given by (6.11).

## 8 Conclusions

In this work we have analyzed two model contact problems on a rigid inclusion debonded from an elastic medium. Model 1 concerns an inclusion completely debonded from the matrix, and the crack formed in the upper side of the inclusion penetrates into the medium. In Model 2, the crack length  $2a$  is less than the inclusion length  $2b$ . Each model is governed by a singular integral equation with the same kernel but a different right-hand side. We have developed a method that ultimately leads to a closed-form solution of the integral equation. The main feature of the method is the solution of the associated order-2 vector Riemann-Hilbert problem with the Chebotarev-Khrapkov matrix coefficient in a finite segment, not in a closed contour (an infinite line) as the classical Khrapkov scheme **(12)** requires. We have examined the behavior of the solution at the crack and inclusion tips, determined the SIFs and the contact stresses and reported sample numerical results for them. To verify the numerical results, we obtained the SIFs for the limiting case  $k = b/a \rightarrow 0$  independently. It turns out that both factors,  $K_I$  and  $K_{II}$ , in the case  $k = 0^+$  are very close to the values computed from the general formulas for  $k$  small ( $k = 0.005$ ).

By passing to the limit  $k \rightarrow 1$  in the solution found we have managed to derive a closed-form solution for the particular case  $b = a$ . That solution coincides with the one known in the literature **(2)**. It turns out that the traction components have square root singularities at the crack and inclusion tips in the cases  $a < b$  and  $a > b$ , while they have a stronger singularity of order  $-3/4$  in the limiting case  $a = b$ . Also, when  $a \rightarrow b^{\pm}$ , the absolute values of the Mode-I and II SIFs grow to infinity. This fact allows us to conclude that the case  $a = b$  is unstable: when the crack formed on the upper surface of the inclusion ( $a < b$ ) starts growing and its tips approach the inclusion ends ( $a \rightarrow b$  and  $a < b$ ), the SIFs grow unboundedly, and the crack tends to speed up to pass the inclusion tips and penetrate into the matrix. After that moment the SIFs decrease, and eventually the crack stops at some distance from the inclusion tips.

## References

1. D. I. Schermann, Problème mixte de la théorie du potentiel et de la théorie de l'élasticité pour un plan ayant un nombre fini de coupures rectilignes, *C. R. (Doklady) Acad. Sci. URSS (N.S.)* **27** (1940) 329-333.
2. N. I. Muskhelishvili, *Some basic problems of the mathematical theory of elasticity* (P. Noordhoff, Ltd., Groningen 1963).
3. G. P. Cherepanov, Solution of a linear boundary value problem of Riemann for two functions and its application to certain mixed problems in the plane theory of elasticity, *J. Appl. Math. Mech.* **26** (1962) 1369-1377.
4. G. Ya. Popov, *Concentration of elastic stresses near stamps, cuts, thin inclusions and reinforcements* (Nauka, Moscow, 1982).
5. E. I. Zverovich, A mixed problem of elasticity theory for the plane with cuts that lie on the real axis. In *Proc. Symp. on Continuum Mechanics and Related Problems of Analysis (Tbilisi, 1971)* **1**, 103-114 (Mecniereba, Tbilisi 1973).
6. V. V. Silvestrov, The method of Riemann surfaces in the problem of interface cracks and inclusions under concentrated forces, *Russian Math. (Iz. VUZ)* **48** (2005) no. 7, 75-88.
7. Y.A. Antipov, A delaminated inclusion in the case of adhesion and slippage, *J. Appl. Math. Mech.* **60** (1996) 665-675.
8. D. I. Bardzokas and S. M. Mkhitarian, On interaction of various types of stress concentrators. In *Proc. Int. Conf. on Problems in Continuum Mechanics*, 6 p. (Erevan, 2007).
9. A. P. S. Selvadurai and B. M. Singh, On the expansion of a penny-shaped crack by a rigid circular disc inclusion, *Int. J. Fracture* **25** (1984) 69-77.
10. C. Hwu, Y. K. Liang and W. J. Yen, Interactions between inclusions and various types of cracks, *Int. J. Fracture* **73** (1995) 301-323.
11. G. N. Chebotarev, On closed-form solution of a Riemann boundary value problem for  $n$  pairs of functions, *Uchen. Zap. Kazan. Univ.* **116** (1956) 31-58.
12. A. A. Khrapkov, Certain cases of the elastic equilibrium of an infinite wedge with a non-symmetric notch at the vertex, subjected to concentrated forces, *J. Appl. Math. Mech.* **35** (1971) 625-637.
13. F. D. Gakhov, *Boundary Value Problems* (Pergamon Press, Oxford, 1966).
14. G. P. Cherepanov, *Mechanics of brittle fracture* (McGraw-Hill, New York, 1979).
15. F. G. Tricomi, On the finite Hilbert transformation, *Quart. J. Math.* **2** (1951), 199-211.