

# Evaluation of a RGB-LED-based Emotion Display for Affective Agents

Johannes Feldmaier, Tamara Marmat, Johannes Kuhn, and Klaus Diepold  
Department of Electrical, Electronic and Computer Engineering  
Technische Universität München  
Munich, Germany

Email: johannes.feldmaier@tum.de, tamara.marmat@tum.com, johannes.kuhn@tum.de, klaus.diepold@tum.de

**Abstract**—Technology has become an essential part in every aspect of our lives. However the key to a successful implementation of a technology depends on the acceptance by the general public. In order to increase the acceptance various approaches can be applied. In this paper, we will examine the human-robot emotional interaction by investigating the capabilities of a developed low-resolution RGB-LED display in the context of artificial emotions. We are focusing on four of the most representative human emotions which include happiness, anger, sadness and fear. We will work with colors and dynamic light patterns which are supposed to evoke various associations. In an experiment, the use these patterns as expressions of emotions are validated. The results of the conducted study show that some of the considered basic emotions can be recognized by human observers.

## I. INTRODUCTION

Emotions are a highly complex area and still subject of research. Our behavior is influenced by emotions and our previous experiences. Emotions appear to serve several physical and psychological purposes. The impact of emotions can be observed in many different situations, like the emotion fear which leads to an increased heart rate. In case of a frightening situation, emotions have the function of avoiding an event which could be potentially dangerous for us. However, a lot of emotions emerge spontaneously and are unconsciously conveyed via nonverbal behavior [1]. Regardless of the question if it will ever be possible to model emotions completely and consequently develop a machine with true emotions, expressing emotions in artificial intelligence could be useful. For example it could increase friendliness and thus increase acceptance of new technologies. However it also could be used to influence people, either in a positive or a negative way. It is an undisputed fact that robots will become part of our daily life. As robots grow smarter, they can undertake much more complex tasks. Thus, the human-robot interaction, as part of our daily life, should be designed as comfortable as possible. In human-to-human communication, emotions are conveyed via body language especially facial expression. Communicating with emotions means a fast and natural way of non-verbal communication. Studies show that two-thirds of communication between humans is non-verbal [2], [3], [4]. Non-verbal communication involves cues (mostly visual, like eye contact or facial expressions) that depend on the affective state of the communication partner and are inherently perceived and interpreted by a human observer. The cues are to some extent language- and culture-independent. Robots equipped with facial features [5], or complete androids, like the

Geminoid F [6], are used to study affective expressions. But also appearance-constrained robots, which do not have facial features can enhance communication with non-verbal affective expressions, cf. [7], [8], [4].

The non-verbal way of communication using artificial emotions requires that those emotions are modeled correctly within robotic systems. Computational modeling of emotions is an active area of research. An overview of those models can be found in [9]. Going one step further, whole body emotional expressions like the one of the robot KOBIAN [10] were already developed and the expression recognition rates checked. In contrast to KOBIAN, simpler methods to achieve a affective expression are required, in order to cut down the costs and the implementation expense.

Studies on using colored light on a robot's face were conducted. Depending on the emotion, either the head or the cheeks where illuminated with the appropriate color. For example, a red illuminated head represents an angry emotional state. Studies on facial colors on a humanoid robot have confirmed that e.g. yellow represents joy and blue represents sadness [11].

A method of expressing emotions by dynamically changing the color and luminosity of the robot's body, was already proposed. The parameters, like the hue value, the frequencies, and the type of the blinking waveforms were selected by the participants. For example, intense emotions were represented by a rectangular waveform with a high frequency. The impact of specific color combinations and color patterns was not considered [1].

Also, a study on the expression of emotions using lights sources integrated into apparel was done. Here, the type of the used lights and dynamic pattern (blink speed and blink rhythm) are used as characteristic visual languages. However, a user study to prove the proposed matrix for expressing different emotions using light in cloths was not conducted [12].

In order to map emotions to specific colors we first need to understand the emotion model. To determine the relationship between colors and emotions, we rely on several color-emotion theories/models [13]. In the following, the application of these theories in order to evoke an emotional state in an human observer are investigated. A study is performed to determine how good the emotions can be recognized by an observer.

As already mentioned, we focus on a sub-set of the emotional states: happiness, anger, fear and sadness. These four

distinct emotions are presented by four specific and dynamic light patterns on our developed display. After each pattern is displayed the observer answers a short questionnaire, to evaluate whether the emotional state of the robot was recognized. Since the description of an emotion is difficult to analyze, at the beginning of the study a calibration test is performed. This test consists of situations where the general answer of a human subject is predictable. Furthermore, in this study the emotional state is represented by two values, an arousal and a pleasure value. To measure emotions the self-assessment manikin score (SAM) are used [14]. SAMs are an easy and reliable method for measuring the emotional experience of humans. One-way analysis for variance (ANOVA) was performed to find out if there is a statistically significant difference.

## II. MODEL OF EMOTION

Russels circumflex model of affect defines a 2D plane on which certain emotions like happiness, fear, sadness and anger can be placed [15], [16]. In this model, arousal and pleasure are used as axis. In some cases, emotions are represented in a three-dimensional space, where the third dimension describes the dominance of the situation. This third dimension will not be considered in this work. As shown in Figure 1, the emotions happiness and anger have a high arousal value. However they differ in the pleasure value. Obviously happiness has a high pleasure value, whereas anger has a low pleasure value. The emotions of sadness and fear are both characterized by a low pleasure value, but differ in the arousal dimension. These differences in the arousal and pleasure dimension represent our hypotheses for the development of our questionnaire. The user study was conducted in two steps: In the first part, the calibration phase, the participants should assess three different situations: seeing an old friend after a long time, putting an animal down, (the full descriptions and questions can be found in the supplementary material), and the feeling he/she experiences before an important exam. Each situation had to be assessed by a textual description of the feelings he/she imagine to have in the particular situation. The questions aim to gain an impression of how the participant reacts to different situations and additionally serves as a preparation phase for the second part of the study. In the second part, the questionnaire for each scenario consists of three elements: A text box and two self assessment manikin (SAM) scales, one for evaluating the arousal value and one for the pleasure value. Since we are focusing on modeling the emotions by the arousal and pleasure value, only these two values are used for the evaluation of our analysis. As the project is a pre-study and is supposed to find an answer to the basic question if it is possible to express emotions just by using special light patterns and movements of the robot itself, the results and the design of the study itself are not complete. This means that we have still to figure out how to perform the mapping of an emotional state into a color and how the transition between two patterns can be designed. But in order to make fast progress and to get a first impression of the results, we have focused on four emotions and designed the light patterns according to the various psychosocial emotion theories. The resulting patterns were simplified in order to match the low resolution of the used display. The difficulty was to figure out, how the relationship between the emotions and colors are, because colors can have positive but also negative effects and they can feel warm or cold. In another

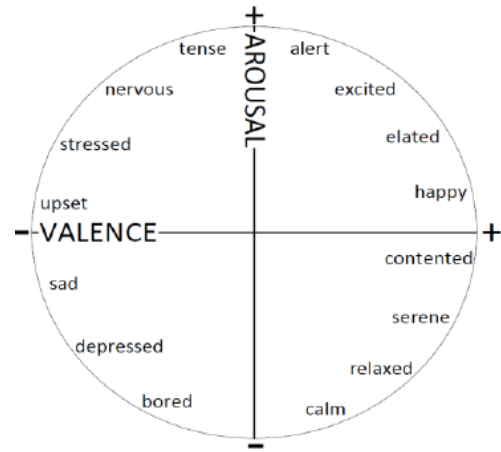


Fig. 1. The circumplex model of emotion developed by James Russell [16]



Fig. 2. The two-wheeled robot with the attached low-resolution RGB-LED display.

study, researchers have reported positive reactions of humans to bright colors and the negative reactions to dark colors [17]. Similar effects were also significant in other studies conducted in the context architecture and marketing.

There are several color-emotion theories and models, like the "Color Theory" from Goethe and additionally a global overview from Claudia Cortes and Naz Kaya [18]. These models are discussed and compared in [13]. Recent studies additionally suggest that color LEDs on a robot's face and a suitable control of them can lead to a good recognition rates of the displayed emotions. However, our goal is to express emotions without using an anthropomorphic face. Therefore, the mapping of an emotion to a suitable representation base on light patterns and appropriate movement patterns of a small two wheeled robot with a low-resolution LED display on top (see Figure 2). The main problem is that the interpretation of colors is subjective. The color red, for example is associated with both anger and joy. Also an emotion is not always associated with a specific color. There are cultural and personal differences, which are not subject of this work. These conflicts

can be avoided, by using symbols which have the same meaning cross-culturally. For example, a rainbow is mostly a symbol for happiness, while rain may cause a depressive mood. These and similar facts are used together with the above mentioned color theories to create the following light patterns. Furthermore, besides the static color also the temporal change of the color and the robot movement was designed to support the expression of a particular emotion. The advantage of this combination is that the robot movement further improves the emotion recognition. The design of suitable robot movements is a separate question and is not part of this work. The combination of these three factors are supposed to express the emotional state of the robot, but the influence of each individual factor in detail is not further investigated.

### III. EMOTION DISPLAY AND PATTERNS

In this section, the particular patterns corresponding to one of the four investigated emotions are described in detail. For each pattern the psychological influence of colors and their dynamical change as well as the blinking rhythm is described. The robot with the attached display presents each light pattern while driving in a gray box, separated into two rooms. The robot has a LED display consisting of 47 RGB-LEDs. Each LED can be individually addressed by a micro-controller adjusting the color, the brightness, and blink frequency. The robot starts in the smaller room of the two rooms, which measures 20 cm times 40 cm and subsequently moves to the bigger room which is 40 cm times 40 cm.

#### A. Fire pattern:

This light pattern uses the effect of the color combination yellow, orange and red. These colors are interpreted as active, energetic and powerful. The goal is to symbolize an emotional state of arousal. This state can be positive or negative including fear, anger, curiosity and love. Since arousal is a result of stimulation, the stimulation has to be done appropriately. In the state of arousal the activity in mind and body is increased. An arousing emotion like anger is often described by the metaphor of heat, which reflects the energy produced during the process. The continuing impact of red can raise blood pressure and the heart rate. Keeping this in mind, we can try to trigger an arousal state by light. The purpose of this light pattern is to represent a fire. Therefore, the LEDs are switched on one after another, beginning with the inner circle glow yellow. In a second step, the LEDs in the middle circle glow orange following by the red lighting outer circle. After a short break of 3 seconds the LEDs were turned off and the process is repeated from the start. The break between each step is very short, so the light pattern appears dynamic and fast. This symbolizes the high emotional state of arousal. Figure 3 below shows the light pattern used for expressing and triggering arousal.

#### B. Rain Pattern:

To arouse a feeling of sadness, depression and motionlessness the color combination blue-green is suitable. As already mentioned, there are differences in how people associate emotions with colors. Sadness is associated with blue in the United States and in most western countries [19]. In India, however it is associated with happiness. As there is no common

color, we decided to model a specific blue pattern suitable for most western countries.

As the study of Choi et al. [12] has reported, low brightness contrasts and low blinking rates are associated with sad mood states. Additionally, based on the fact that rain clouds are used in photography and animated films to introduce a depressing atmosphere, a light pattern which is supposed to represent a rain cloud circulating on the display was implemented. A fade in and fade out method was applied to strengthen this impression. Figure 4 illustrates the illuminated light pattern.

#### C. Rainbow Pattern:

Color is an integral element in the architectural environment. The goals of color design involves a psychological influence. The impression of color has a great importance in creating a psychological mood. Studies showed, that people react more positively to bright and chromatic colors (pink, red, yellow and blue) [13] than to their complementary colors. Following this premise, high brightness values are associated with happiness. To increase this effect three rainbow colors, red, blue and yellow, which give most people a sense of happiness, are used. The brightness value of this light pattern is chosen relatively high, in order to suggest a more satisfying situation than the purple and rain pattern. Furthermore it has been proven that round shapes stand for peace and harmony [20]. As basic color, yellow was selected as yellow is correlated to pleasure and optimism in psychological studies. The color is also associated with the sun and summer time. The rainbow pattern is drawn step by step on the display. Every few seconds a LED is switched on, until all LEDs which are supposed to represent the rainbow are turned on. After the rainbow is completely displayed, it starts to rotate until the supporting robot movement stops. The rotation speed of the rainbow is relatively low, so the light pattern appears peaceful compared to the fire pattern. Figure 5 illustrates the light pattern.

#### D. Purple pattern:

The color purple is a combination of blue and red. The color itself is neither cold nor warm. It communicates something mystical and depressing. Depending on the percentage of this two colors, the effect of the mixture is different. Lighter versions of purple, such as lavender, appear calm and passive. While increasing the saturation of blue, the color seems more calm and does not transmit an anxious state. By gradually raising the red saturation value the color is considered as more restless. Exploiting this fact, a light pattern was designed to express a fearful and frightening state. The light pattern starts with a purple color, which has a high blue value. After a short break, the color values change and the saturation of the blue color gets lower, while the saturation of red increases. These steps are repeated until the blue saturation value is at a minimum and the red saturation value has reached its maximal value. The saturation change is performed slowly, so the light pattern appears like a slow process of getting into a frightening situation. The purple light pattern is depicted in Figure 6.

## IV. EXPERIMENT

For evaluating the implemented patterns of emotion expression, we simulated four different scenarios. In each scenario,




Fig. 3. Fire pattern




Fig. 4. Rain pattern




Fig. 5. Rainbow pattern

the small robot is moving in the two-room environment. The robot uses a specific movement pattern and light pattern, to express an artificial emotion. Based on [21] the movement pattern in a specific emotional state can be described as follows:

- **fear**: frequent tempo changes with long pauses between the changes
- **sadness**: few tempo changes, long duration and smooth transitions
- **joy**: frequent tempo changes with longer stops between each change
- **anger**: short duration, frequent changes of tempo with short pauses between each change

For the scenarios, which are characterized by a corresponding light and movement pattern, we propose the following hypotheses:

- **H1**: The arousal value in the situation where the sadness or fear pattern is shown, is lower than in situations corresponding to the feeling of happiness and anger.

- **H2**: There should be a significant difference between the pleasure value of the happiness or anger pattern, and the pleasure value of the fear or sadness pattern.

At the beginning of each trial the robot receives a signal, which indicates the scenario. Afterwards it moves to the middle of the bigger room and waits for three seconds, then the corresponding light pattern is displayed and the robots starts to perform the corresponding movement pattern. The light pattern is repeatedly displayed until the robot reaches its starting point again.

For the emotional expression of fear, the robot first rotates 90 degrees to the left, then 180 degrees to the right and again to the left. Between each rotation there is a pause of one second. Afterwards the robot drives with the highest possible speed back to his starting point in the small room, while the fear light pattern is shown on the LED display.

As mentioned before, sadness is characterized by a slow tempo. Therefore, the robot drives with 25 percentage of its maximum speed. Similarly, to the movement which is shown in the fear case, it drives back to the small room but in this case with a respectively lower speed. Every five seconds, the robot makes a pause of half a second. Furthermore, the sadness light pattern is displayed to underline the effect.






Fig. 6. Purple pattern

In the joy scenario, the robot rotates as it reaches the big room. This rotation is based on a pirouette in human dancing.

For the scenario, which is supposed to demonstrate an angry emotional state, the robot drives fast and changes its direction quite often. The corresponding light pattern is shown in parallel.

In the study, we had 23 participants, who range in age from 19 to 29 years. Most of them had a technical background. In order to avoid biases, the scenarios were shown in a randomized order to each participant. The textual description was served as a general verification of comprehensibility of the scenarios.

## V. RESULTS

In order to prove the hypothesis, first the average pleasure and arousal value of each emotional state are compared. The scale range from 1 to 5. The average values can be found in table below.

Emotion	excitement (mean)	pleasure (mean)
anger	4.23	2.36
fear	2.45	2.86
happiness	3.64	3.63
sadness	1.5	2.86

These values show that a difference between the scenarios can be observed. To be more accurate and prove a significant difference, an analysis of variance (ANOVA) was performed and pairwise tests between the different scenarios were executed. For this purpose, the scenarios with low arousal (fear and sadness) were grouped and compared with high excitement scenarios like anger and joy. The comparison reveals, that there is a significant effect ( $F[1,22] = 36.11$ ,  $p < 0.001$ ). This supports our first hypothesis. Unfortunately, the difference between the pleasure value in the situation which aims to express happiness, compared to the other scenarios was not significant. Thus, the second hypothesis is not fully supported by our survey. One possible reason could be that a high activity is easy to demonstrate by an appropriate high blink frequency, but a commonly accepted color interpretation is hard to observe.

## VI. CONCLUSION

The main goal of this study was to evaluate, if emotion expression can be done by only using colors, dynamic light

and motion patterns. The four developed patterns are based on psychological insights, like the impact of colors and rhythm. Our hypothesis was, that these emotions should be recognized by a human. For this purpose, different movement patterns within a small test setup were created and supported by appropriate light patterns, so that a particular emotional state should be expressed by the robot. A user study was conducted to determine if the shown scenarios can be interpreted correctly. On the data, an ANOVA was performed for the arousal and pleasure value of the appraisals of individual patterns. A statistically significant difference was observed among the group of patterns with high arousal value and those with a low value. This result indicates that our patterns are able to represent one dimension of the considered emotions and that they can be recognized appropriately in the case of emotions with different arousal values. However, to express emotions of pleasantness and unpleasantness solely on the basis of the used LED display and the corresponding movement pattern was difficult to distinguish by the participants. One possible reason is that the frequencies of the illuminated patterns are too similar.

Further research is required to achieve clear emotion expression. Due to hardware restrictions of the robot drives, the driving speed was hardly varying which limited the dynamic of the movements. Increasing the smoothness and the maximal driving speed of the robot would lead to a more distinct emotion expressions.

## REFERENCES

- [1] K. Terada, A. Yamauchi, and A. Ito, "Artificial emotion expression for a robot by dynamic color change," in *2012 IEEE RO-MAN: The 21st IEEE International Symposium on Robot and Human Interactive Communication*. IEEE, 2012, pp. 314–321.
- [2] A. Mehrabian, *Nonverbal communication*. Chicago, IL, USA: Aldine-Atherton, 1972.
- [3] K. Hogan and R. Stubbs, *Can't Get Through: Eight Barriers to Communication*. Gretna, LA, USA: Pelican Publishing Company, 2003.
- [4] N. Mavridis, "A review of verbal and non-verbal human-robot interactive communication," *Robotics and Autonomous Systems*, vol. 63, no. P1, pp. 22–35, 2015.
- [5] T. Fong, I. Nourbakhsh, and K. Dautenhahn, "A survey of socially interactive robots," *Robotics and autonomous systems*, vol. 42, no. 3, pp. 143–166, 2003.
- [6] H. I. Christian Becker-Asano, "Evaluating facial displays of emotion for the android robot Geminoid F," in *IEEE Workshop on Affective Computational Intelligence*, 2011, pp. 1–8.

- [7] C. L. Bethel and R. R. Murphy, "Survey of non-facial/non-verbal affective expressions for appearance-constrained robots," *IEEE Transactions on Systems, Man, and Cybernetics, Part C (Applications and Reviews)*, vol. 38, no. 1, pp. 83–92, 2008.
- [8] C. L. Bethel, K. Salomon, and R. R. Murphy, "Preliminary results: Humans find emotive non-anthropomorphic robots more calming," in *Proceedings of the 4th ACM/IEEE International Conference on Human Robot Interaction*, 2009, pp. 291–292.
- [9] R. A. Calvo, S. K. D'Mello, J. Gratch, and A. Kappas, Eds., *The Oxford Handbook of Affective Computing*. New York, NY, USA: Oxford University Press, 2015.
- [10] M. Zecca, N. Endo, S. Momoki, K. Itoh, and A. Takanishi, "Design of the humanoid robot kobian-preliminary analysis of facial and whole body emotion expression capabilities," in *Humanoids 2008-8th IEEE-RAS International Conference on Humanoid Robots*. IEEE, 2008, pp. 487–492.
- [11] Y. Matsui, M. Kanoh, S. Kato, T. Nakamura, and H. Itoh, "A model for generating facial expressions using virtual emotion based on simple recurrent network," *JACIII*, vol. 14, no. 5, pp. 453–463, 2010.
- [12] Y. Choi, Y. Pan, and J. Jeung, "A study on the emotion expression using lights in apparel types," in *Proceedings of the 9th international conference on Human computer interaction with mobile devices and services*. ACM, 2007, pp. 478–482.
- [13] N. A. Nijdam, *Mapping emotion to color*. Citeseer, 2009.
- [14] M. M. Bradley and P. J. Lang, "Measuring emotion: The self-assessment manikin and the semantic differential," *Journal of behavior therapy and experimental psychiatry*, vol. 25, no. 1, pp. 49–59, 1994.
- [15] J. A. Russell, "Culture and the categorization of emotions," *Psychological bulletin*, vol. 110, no. 3, p. 426, 1991.
- [16] J. A. Russell and A. Mehrabian, "Evidence for a three-factor theory of emotions," *Journal of research in Personality*, vol. 11, no. 3, pp. 273–294, 1977.
- [17] E. K the and F. K the, *Marketing mit Farben: Gelb wie der Frosch*. Springer-Verlag, 2013.
- [18] N. Kaya and H. H. Epps, "Relationship between color and emotion: A study of college students," *College student journal*, vol. 38, no. 3, p. 396, 2004.
- [19] K. A. Barchard, K. E. Grob, and P. M. Kirsch, "Is sadness blue? cross-cultural differences of color-emotion associations," in *26th Annual Convention of Association for Psychological Sciences, San Francisco*, 2014.
- [20] R. Ulsh fer, *Die Literatur des 18. Jahrhunderts und der Romantik in neuer Sicht: Der Anstoss der Naturwissenschaften des 17./18. Jahrhunderts zur Entstehung der Literatur der Moderne und zum Entwurf eines Weltfriedensplans*. K nigshausen & Neumann, 2010.
- [21] A. Camurri, I. Lagerl f, and G. Volpe, "Recognizing emotion from dance movement: comparison of spectator recognition and automated techniques," *International journal of human-computer studies*, vol. 59, no. 1, pp. 213–225, 2003.