

Flavour breaking effects in the pseudoscalar meson decay constants

V. G. Bornyakov^a, R. Horsley^b, Y. Nakamura^c, H. Perlt^d,
D. Pleiter^e, P. E. L. Rakow^f, G. Schierholz^g, A. Schiller^d,
H. Stüben^h and J. M. Zanottiⁱ

– QCDSF-UKQCD Collaborations –

^a Institute for High Energy Physics, Protvino,
142281 Protvino, Russia,
Institute of Theoretical and Experimental Physics, Moscow,
117259 Moscow, Russia,
School of Biomedicine, Far Eastern Federal University,
690950 Vladivostok, Russia

^b School of Physics and Astronomy, University of Edinburgh,
Edinburgh EH9 3FD, UK

^c RIKEN Advanced Institute for Computational Science,
Kobe, Hyogo 650-0047, Japan

^d Institut für Theoretische Physik, Universität Leipzig,
04109 Leipzig, Germany

^e Jülich Supercomputing Centre, Forschungszentrum Jülich,
52425 Jülich, Germany,
Institut für Theoretische Physik, Universität Regensburg,
93040 Regensburg, Germany

^f Theoretical Physics Division, Department of Mathematical Sciences,
University of Liverpool, Liverpool L69 3BX, UK

^g Deutsches Elektronen-Synchrotron DESY,
22603 Hamburg, Germany

^h Regionales Rechenzentrum, Universität Hamburg,
20146 Hamburg, Germany

ⁱ CSSM, Department of Physics, University of Adelaide,
Adelaide SA 5005, Australia

Abstract

The SU(3) flavour symmetry breaking expansion in up, down and strange quark masses is extended from hadron masses to meson decay

constants. This allows a determination of the ratio of kaon to pion decay constants in QCD. Furthermore when using partially quenched valence quarks the expansion is such that $SU(2)$ isospin breaking effects can also be determined. It is found that the lowest order $SU(3)$ flavour symmetry breaking expansion (or Gell-Mann–Okubo expansion) works very well. Simulations are performed for 2+1 flavours of clover fermions at four lattice spacings.

1 Introduction

One approach to determine the ratio $|V_{us}/V_{ud}|$ of Cabibbo-Kobayashi-Maskawa (CKM) matrix elements, as suggested in [1], is by using the ratio of the experimentally determined pion and kaon leptonic decay rates

$$\frac{\Gamma(K^+ \rightarrow \mu^+ \nu_\mu)}{\Gamma(\pi^+ \rightarrow \mu^+ \nu_\mu)} = \left| \frac{V_{us}}{V_{ud}} \right|^2 \left(\frac{f_{K^+}}{f_{\pi^+}} \right)^2 \frac{M_{K^+}}{M_{\pi^+}} \left(\frac{1 - m_\mu^2/M_{K^+}^2}{1 - m_\mu^2/M_{\pi^+}^2} \right)^2 (1 + \delta_{\text{em}}), \quad (1)$$

(where M_{K^+} , M_{π^+} and m_μ are the particle masses, and δ_{em} is an electromagnetic correction factor). This in turn requires the determination of the ratio of kaon to pion decay constants, f_{K^+}/f_{π^+} , a non-perturbative task, where the lattice approach to QCD may be of help. For some recent work see, for example, [2–10].

The QCD interaction is flavour-blind and so when neglecting electromagnetic and weak interactions, the only difference between the quark flavours comes from the mass matrix. In this article we want to examine how this constrains meson decay matrix elements once full $SU(3)$ flavour symmetry is broken, using the same methods as we used in [11, 12] for hadron masses. In particular we shall consider pseudoscalar decay matrix elements and give an estimation for f_K/f_π and f_{K^+}/f_{π^+} (ignoring electromagnetic contributions).

2 Approach

In lattice simulations with three dynamical quarks there are many paths to approach the physical point where the quark masses take their physical values. The choice adopted here is to extrapolate from a point on the $SU(3)$ flavour symmetry line keeping the singlet quark mass \overline{m} constant, as illustrated in the left panel of Fig. 1, for the case of two mass degenerate quarks $m_u = m_d \equiv m_l$. This allows the development of an $SU(3)$ flavour symmetry breaking expansion for hadron masses and matrix elements, i.e. an expansion in

$$\delta m_q = m_q - \overline{m}, \quad \text{with} \quad \overline{m} = \frac{1}{3}(m_u + m_d + m_s), \quad (2)$$

(where numerically $\overline{m} = m_0$). From this definition we have the trivial constraint

$$\delta m_u + \delta m_d + \delta m_s = 0. \quad (3)$$

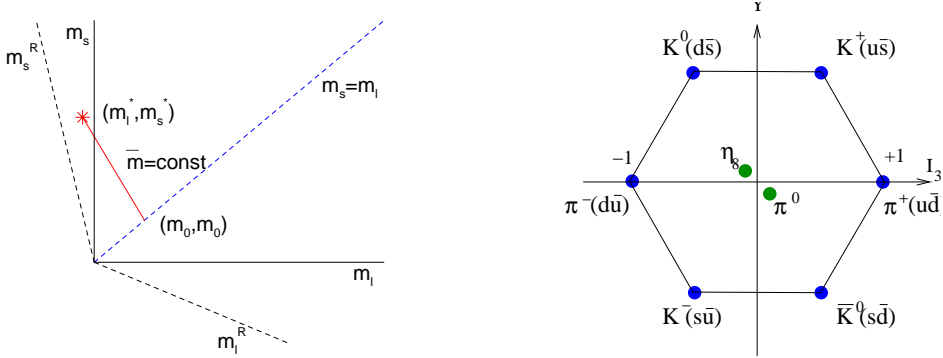


Figure 1: LH panel: Sketch of the path for the case of two mass degenerate quarks, $m_u = m_d \equiv m_l$, from a point on the $SU(3)$ flavour symmetric line (m_0, m_0) to the physical point denoted with a *: (m_l^*, m_s^*) . RH panel: The pseudoscalar octet meson.

The path to the physical quark masses is called the ‘unitary line’ as we expand in the same masses for the sea and valence quarks. Note also that the expansion coefficients are functions of \bar{m} only, which provided we keep $\bar{m} = \text{const.}$ reduces the number of allowed expansion coefficients considerably.

As an example of an $SU(3)$ flavour symmetry breaking expansion, [12], we consider the pseudoscalar masses, and find to next-to-leading-order, NLO, (i.e. $O((\delta m_q)^2)$).

$$\begin{aligned}
 M^2(a\bar{b}) &= M_0^2 + \alpha(\delta m_a + \delta m_b) \\
 &\quad + \beta_0 \frac{1}{6}(\delta m_u^2 + \delta m_d^2 + \delta m_s^2) + \beta_1(\delta m_a^2 + \delta m_b^2) + \beta_2(\delta m_a - \delta m_b)^2 \\
 &\quad + \dots,
 \end{aligned} \tag{4}$$

where m_a, m_b are quark masses with $a, b = u, d, s$. This describes the physical outer ring of the pseudoscalar meson octet (the right panel of Fig. 1). Numerically we can also in addition consider a fictitious particle, where $a = b = s$, which we call η_s . We have further extended the expansion to the next-to-next-to-leading or NNLO case, [13]. As the expressions start to become unwieldy, they have been relegated to Appendix A. (Octet baryons also have equivalent expansions, [13].)

The vacuum is a flavour singlet, so meson to vacuum matrix elements $\langle 0 | \hat{\mathcal{O}} | M \rangle$ are proportional to $1 \otimes 8 \otimes 8$ tensors, i.e. $8 \otimes 8$ matrices, where $\hat{\mathcal{O}}$ is an octet operator. So the allowed mass dependence of the outer ring octet decay constants is similar to the allowed dependence of the octet masses. Thus we have

$$\begin{aligned}
 f(a\bar{b}) &= F_0 + G(\delta m_a + \delta m_b) \\
 &\quad + H_0 \frac{1}{6}(\delta m_u^2 + \delta m_d^2 + \delta m_s^2) + H_1(\delta m_a^2 + \delta m_b^2) + H_2(\delta m_a - \delta m_b)^2 \\
 &\quad + \dots
 \end{aligned} \tag{5}$$

The $SU(3)$ flavour symmetric breaking expansion has the simple property that for any flavour singlet quantity, which we generically denote by $X_S \equiv X_S(m_u, m_d, m_s)$

then

$$X_S(\overline{m} + \delta m_u, \overline{m} + \delta m_d, \overline{m} + \delta m_s) = X_S(\overline{m}, \overline{m}, \overline{m}) + O((\delta m_q)^2). \quad (6)$$

This is already encoded in the above pseudoscalar $SU(3)$ flavour symmetric breaking expansions, or more generally it can be shown, [11, 12], that X_S has a stationary point about the $SU(3)$ flavour symmetric line.

Here we shall consider

$$\begin{aligned} X_\pi^2 &= \frac{1}{6}(M_{K^+}^2 + M_{K^0}^2 + M_{\pi^+}^2 + M_{\pi^-}^2 + M_{\overline{K}^0}^2 + M_{K^-}^2), \\ X_{f_\pi} &= \frac{1}{6}(f_{K^+} + f_{K^0} + f_{\pi^+} + f_{\pi^-} + f_{\overline{K}^0} + f_{K^-}). \end{aligned} \quad (7)$$

(The experimental value of X_π is ~ 410 MeV, which sets the unitary range.) There are, of course, many other possibilities such as $S = N, \Lambda, \Sigma^*, \Delta, \rho, r_0, t_0, w_0$, [11, 12, 14].

As a further check, it can be shown that this property also holds using chiral perturbation theory. For example for mass degenerate u and d quark masses and assuming χ PT is valid in the region of the $SU(3)$ flavour symmetric quark mass we find

$$X_{f_\pi} = f_0 \left[1 + \frac{8}{f_0^2}(3L_4 + L_5)\overline{\chi} - 3L(\overline{\chi}) \right] + O((\delta\chi_l)^2), \quad (8)$$

where the expansion parameter is given by $\delta\chi_l = \overline{\chi} - \chi_l$ with $\overline{\chi} = \frac{1}{3}(2\chi_l + \chi_s)$, $\chi_l = B_0 m_l$, $\chi_s = B_0 m_s$, f_0 is the pion decay constant in the chiral limit, L_i are chiral constants and $L(\chi) = \chi/(4\pi f_0)^2 \times \ln(\chi/\Lambda_\chi^2)$ is the chiral logarithm. In eq. (8), as expected, there is an absence of a linear term $\propto \delta\chi_l$.

The unitary range is rather small so we introduce PQ or partially quenching (i.e. the valence quark masses can be different to the sea quark masses). This does not increase the number of expansion coefficients. Let us denote the valence quark masses by μ_q and the expansion parameter as $\delta\mu_q = \mu_q - \overline{m}$. Then we have

$$\begin{aligned} \tilde{M}^2(a\overline{b}) &= 1 + \tilde{\alpha}(\delta\mu_a + \delta\mu_b) \\ &\quad - (\frac{2}{3}\tilde{\beta}_1 + \tilde{\beta}_2)(\delta m_u^2 + \delta m_d^2 + \delta m_s^2) + \tilde{\beta}_1(\delta\mu_a^2 + \delta\mu_b^2) + \tilde{\beta}_2(\delta\mu_a - \delta\mu_b)^2 \\ &\quad + \dots, \end{aligned} \quad (9)$$

and

$$\begin{aligned} \tilde{f}(a\overline{b}) &= 1 + \tilde{G}(\delta\mu_a + \delta\mu_b) \\ &\quad - (\frac{2}{3}\tilde{H}_1 + \tilde{H}_2)(\delta m_u^2 + \delta m_d^2 + \delta m_s^2) + \tilde{H}_1(\delta\mu_a^2 + \delta\mu_b^2) + \tilde{H}_2(\delta\mu_a - \delta\mu_b)^2 \\ &\quad + \dots, \end{aligned} \quad (10)$$

where in addition to the PQ generalisation we have also formed the ratios $\tilde{M}^2 = M^2/X_\pi^2$, $\tilde{\alpha} = \alpha/M_0^2$, \dots and $\tilde{f} = f/X_{f_\pi}$, $\tilde{G} = G/F_0$, \dots (see Appendix A for the NNLO expressions). This will later prove useful for the numerical results. We see that there are mixed sea/valence mass terms at NLO (and higher orders). The unitary limit is recovered by simply replacing $\delta\mu_q \rightarrow \delta m_q$.

3 The Lattice

We use an $O(a)$ non-perturbatively improved clover action with tree level Symanzik glue and mildly stout smeared $2 + 1$ clover fermions, [15], for $\beta \equiv 10/g_0^2 = 5.40, 5.50, 5.65, 5.80$ (four lattice spacings). We set

$$\mu_q = \frac{1}{2} \left(\frac{1}{\kappa_q^{\text{val}}} - \frac{1}{\kappa_{0c}} \right), \quad (11)$$

giving

$$\delta\mu_q = \mu_q - \bar{m} = \frac{1}{2} \left(\frac{1}{\kappa_q^{\text{val}}} - \frac{1}{\kappa_0} \right). \quad (12)$$

A κ value along the $SU(3)$ symmetric line is denoted by κ_0 , while κ_{0c} is the value in the chiral limit. Note that practically we do not have to determine κ_{0c} , as it cancels in $\delta\mu_q$. (For simplicity we have set the lattice spacing to unity.)

We first investigate the constancy of X_S in the unitary region. In Fig 2 we show various choices for X_S . It is apparent that over a large range, starting from

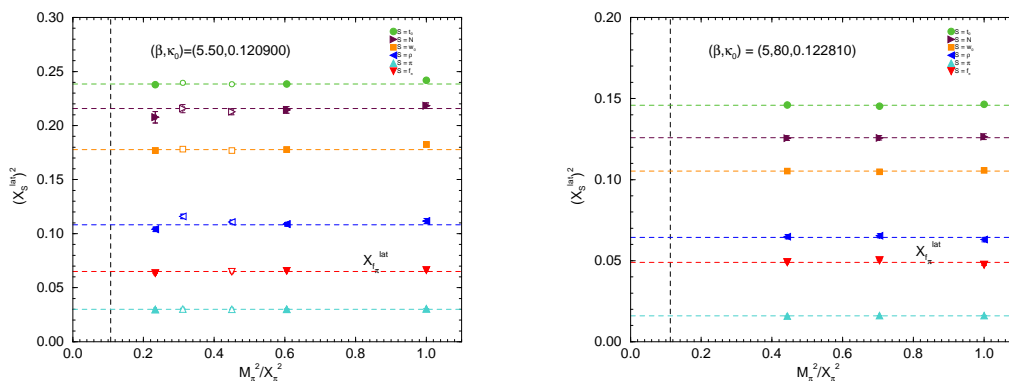


Figure 2: LH panel: $X_{t_0}^2, X_{w_0}^2, X_\pi^2, X_\rho^2, X_N^2 \approx X_\Lambda^2, X_{f_\pi}$ for $(\beta, \kappa_0) = (5.50, 0.120900)$ along the $\bar{m} = \text{const.}$ line, together with constant fits. Open symbols have $M_\pi L \lesssim 4$ and are not included in the fit. The vertical line is the physical point. RH panel: The same for $(\beta, \kappa_0) = (5.80, 0.122810)$.

the $SU(3)$ flavour symmetric line, reaching down and approaching the physical point, X_S appears constant, with very little evidence of curvature. (Although not included in the fits, the open symbols have $M_\pi L \sim 3 - 4$ and also do not show curvature.) Presently our available pion masses reach down to ~ 220 MeV.

Based on this observation, we determine the path in the quark mass plane by considering M_π^2/X_S^2 against $(2M_K^2 - M_\pi^2)/X_S^2$. If there is little curvature then we

expect that

$$\frac{2M_K^2 - M_\pi^2}{X_S^2} = 3 \frac{X_\pi^2}{X_S^2} - 2 \frac{M_\pi^2}{X_S^2} \quad (13)$$

holds for $S = N, \rho, t_0, w_0, \dots$. In Fig. 3 we show this for $(\beta, \kappa_0) = (5.50, 0.120900)$,

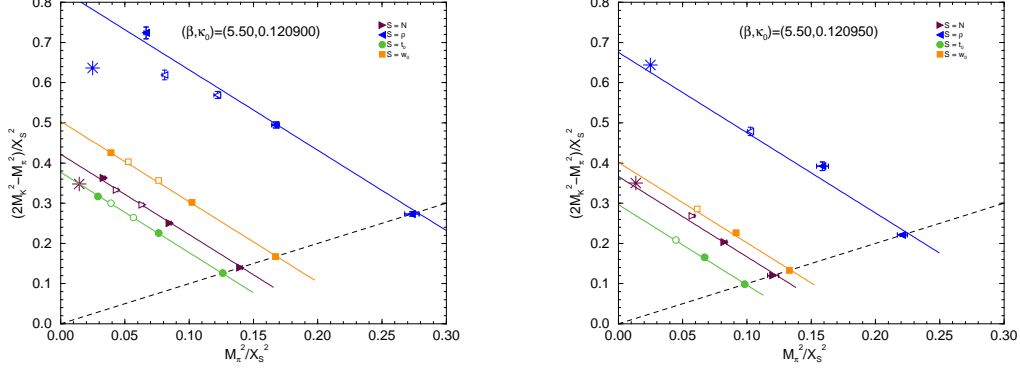


Figure 3: LH panel: $(2M_K^2 - M_\pi^2)/X_S^2$ versus M_π^2/X_S^2 , $S = N, \rho, t_0, w_0$ for $(\beta, \kappa_0) = (5.50, 0.120900)$. Stars represent the physical points, the dashed line is the $SU(3)$ flavour symmetric line. RH panel: The same for $(\beta, \kappa_0) = (5.50, 0.120950)$.

$(5.50, 0.120950)$. We see that this is indeed the case. In addition κ_0 is adjusted so that the path goes through (or very close to) the physical value. For example we see that from the figure, $\beta = 5.50$, $\kappa_0 = 0.120950$ is very much closer to this path than $\kappa_0 = 0.120900$, [14].

The programme is thus first to determine κ_0 and then find the expansion coefficients. Then use¹ isospin symmetric ‘physical’ masses M_π^* , M_K^* to determine δm_i^* and δm_s^* . PQ results can help for the first task. As the range of PQ quark masses that can then be used is much larger than the unitary range, then the numerical determination of the relevant expansion coefficients is improved. PQ results were generated about κ_0 , a single sea background, so $\tilde{\gamma}_1$ was not relevant. Also some coefficients (those $\propto (\delta\mu_a - \delta\mu_b)^2$) often just contributed to noise, so were then ignored. In Fig. 4 we show M_π^2 against $\delta\mu_a + \delta\mu_b$. From the $SU(3)$ flavour breaking expansions the leading-order or LO expansions are just a function of $\delta\mu_a + \delta\mu_b$; at higher orders, NLO etc., this is not the case (see eq. (9)). We see that there is linear behaviour (coincidence of the PQ data with the linear piece) in the masses at least for $\tilde{M}_\pi^2 \lesssim 3$ or $M_\pi \lesssim \sqrt{3} \times 410 \text{ MeV} \sim 700 \text{ MeV}$. In Fig. 5 we show the corresponding results for \tilde{f} . Again we see similar results for \tilde{f} as for \tilde{M}^2 ; while our fit is describing the data well, the deviations from linearity occur earlier.

¹Masses are taken from FLAG3, [16].

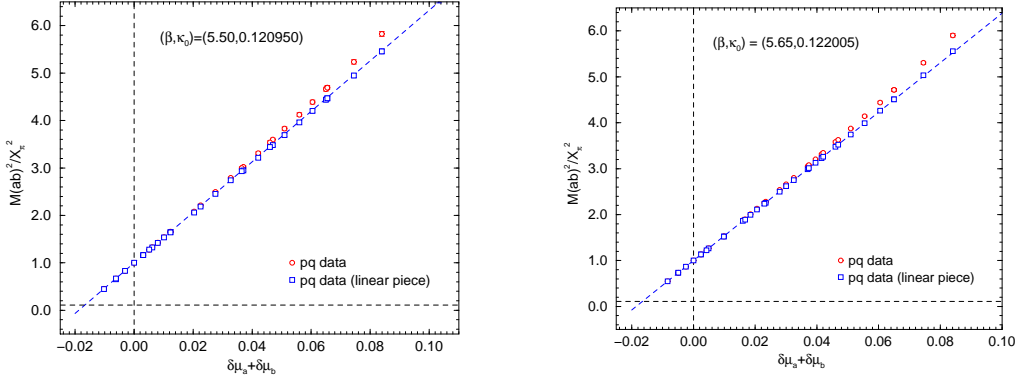


Figure 4: LH panel: PQ (and unitary) pseudoscalar mass results for $\tilde{M}^2 = M^2/X_\pi^2$ with $(\beta, \kappa_0) = (5.50, 0.120950)$ against valence quarks $\delta\mu_a + \delta\mu_b$. The data is given by circles, while subtracting out the non-linear pieces (using the fit) gives the squares, together with the linear fit. The vertical dashed line is the symmetric point, while the horizontal dashed line represents the physical \tilde{M}_π^2 . RH panel: Similarly for $(\beta, \kappa_0) = (5.65, 0.122005)$.

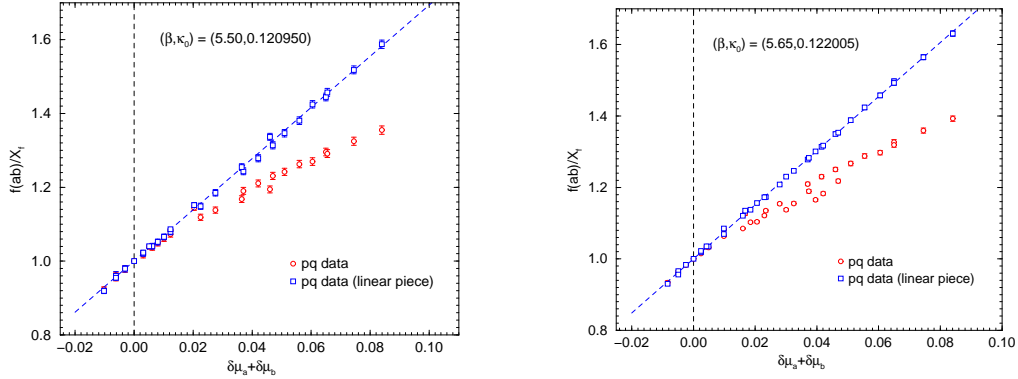


Figure 5: Similarly for the decay constant, $\tilde{f} = f/X_{f\pi}$.

Furthermore the use of PQ results allows for a possibly interesting method for fine tuning of κ_0 to be developed. If we slightly miss the starting point on the $SU(3)$ flavour symmetric line, we can also tune κ_0 using PQ results so that we get the physical values of (say) M_π^* , X_N^* and M_K^* correct. This gives κ_0 , $\delta\mu_l^*$, $\delta\mu_s^*$. The philosophy is that most change is due to a change in valence quark mass, rather than sea quark mass. Note that then $2\delta\mu_l^* + \delta\mu_s^* \neq 0$ necessarily (while $2\delta m_l + \delta m_s$ always vanishes). For our κ_0 values used here, namely $(\beta, \kappa_0) = (5.40, 0.119930)$, $(5.50, 0.120950)$, $(5.65, 0.122005)$, $(5.80, 0.122810)$, [14] (on $24^3 \times 48$, $32^3 \times 64$, $32^3 \times 64$ and $48^3 \times 96$ lattice volumes respectively) tests show this is a rather small correction and we shall use this as part of the systematic error, see Appendix C.

Of course the unitary range is much smaller, as can be seen from the horizontal

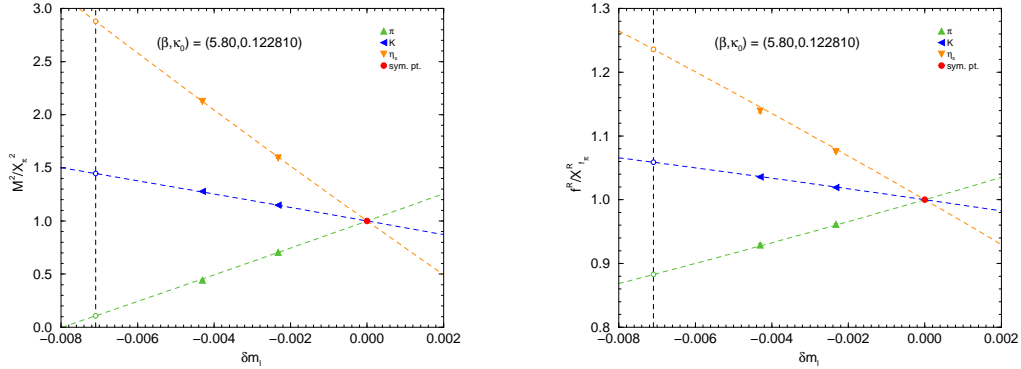


Figure 6: LH panel: Unitary results for $\tilde{M}^2 = M^2/X_\pi^2$ versus δm_l for $(\beta, \kappa_0) = (5.80, 0.122810)$. RH panel: Equivalent unitary results for $f = f/X_{f\pi}$.

lines in Fig. 4. In the LH panel of Fig. 6 we show this range as a function of δm_l for \tilde{M}_π^2 , \tilde{M}_K^2 and $\tilde{M}_{\eta_s}^2$, together with the previously found fits. The expressions are given from eq. (9), setting $\delta\mu \rightarrow \delta m_q$ and then $a \rightarrow u$, $b \rightarrow d$ with $m_u = m_d \equiv m_l$ for \tilde{M}_π^2 etc.. Here we clearly observe the typical ‘fan’ behaviour seen in the mass of other hadron mass multiplets [12]. As we have mass degeneracy at the symmetric point, the masses radiate out from this point to their physical values. For both \tilde{M}^2 and f the LO completely dominates.

As can be seen from Fig. 6 when \tilde{M}_π takes its physical value, \tilde{M}_π^* , this determines the physical value δm_l^* . These are given in Table 1. Note that due to the

β	5.40	5.50	5.65	5.80
δm_l^*	-0.01041(11)	-0.008493(33)	-0.008348(33)	-0.007094(11)

Table 1: Results for δm_l^* .

constraint given in eq. (3) then $\delta m_s^* = -2\delta m_l^*$.

4 Decay constants

The renormalised and $O(a)$ improved axial current is given by [17]

$$\mathcal{A}_\mu^{ab;R} = Z_A \mathcal{A}_\mu^{ab;IMP}, \quad (14)$$

with

$$\mathcal{A}_\mu^{ab;IMP} = \left(1 + \left[\bar{b}_A \bar{m} + \frac{1}{2} b_A (m_a + m_b)\right]\right) \mathcal{A}_\mu^{ab}, \quad \mathcal{A}_\mu^{ab} = A_\mu^{ab} + c_A \partial_\mu P^{ab}, \quad (15)$$

and

$$A_\mu^{ab} = \bar{q}_a \gamma_\mu \gamma_5 q_b, \quad P^{ab} = \bar{q}_a \gamma_5 q_b. \quad (16)$$

Using the axial current we first define matrix elements

$$\langle 0|\widehat{A}_4|M\rangle = M f, \quad \langle 0|\widehat{\partial}_4\widehat{P}|M\rangle = M f^{(1)}, \quad (17)$$

giving for the renormalised pseudoscalar constants

$$f^R = Z_A \left(1 + c_A \frac{f^{(1)}}{f} \right) \left(1 + [(\bar{b}_A + b_A)\bar{m} + \frac{1}{2}b_A(\delta m_a + \delta m_b)] \right) f. \quad (18)$$

As indicated in Fig. 7, we note that c_A is small (compared to unity) and that

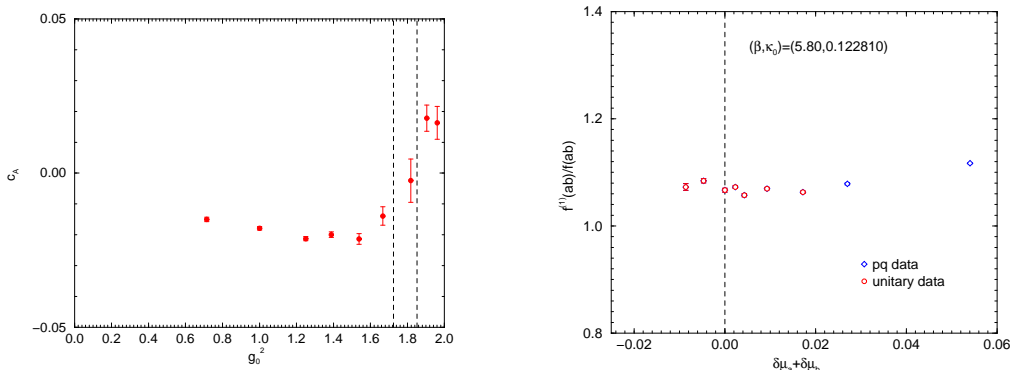


Figure 7: LH panel: Estimate of the c_A improvement coefficient using the Schrödinger Functional, [15] as a function of $g_0^2 = 10/\beta$. The vertical dashed lines denote the β range 5.40 – 5.80. RH panel: The ratio $f^{(1)}/f$ versus $\delta\mu_a + \delta\mu_b$ for $(\beta, \kappa_0) = (5.80, 0.122810)$.

$f^{(1)}/f$ is constant and $\sim O(1)$ in the unitary region. So for constant \bar{m} we can absorb the $c_A f^{(1)}/f$ and $(\bar{b}_A + b_A)\bar{m}$ terms to give a change in the first coefficient

$$\tilde{f}^R \equiv \frac{f^R}{X_{f_\pi}^R} = 1 + \left(\tilde{G} + \frac{1}{2}b_A \right) (\delta m_a + \delta m_b) + \dots \quad (19)$$

For b_A (only defined up to terms of $O(a)$) we presently take the tree level value, $b_A = 1 + O(g_0^2)$.

5 Results

5.1 f_K/f_π

As demonstrated in the RH panel of Fig. 6, we again expect LO behaviour for $SU(3)$ flavour symmetry breaking for \tilde{f} to dominate in the unitary region. Using the coefficients for the $SU(3)$ flavour breaking expansion for \tilde{f} as previously determined, and then extrapolating to the physical quark masses gives the results in Table 2. Finally using these results, we perform the final continuum extrapo-

β	a [fm]	\tilde{f}_π^{R*}	\tilde{f}_K^{R*}	$\tilde{f}_{\eta_s}^{R*}$
5.40	0.0818(9)	0.8739(52)	1.0631(26)	1.2540(97)
5.50	0.0740(4)	0.8859(34)	1.0573(17)	1.2328(63)
5.65	0.0684(4)	0.8806(34)	1.0599(17)	1.2423(62)
5.80	0.0588(3)	0.8827(14)	1.0587(07)	1.2359(28)
∞	0	0.8862(52)	1.0568(26)	1.2263(99)

Table 2: Results for \tilde{f}_π^{R*} , \tilde{f}_K^{R*} , $\tilde{f}_{\eta_s}^{R*}$, together with the extrapolated continuum value.

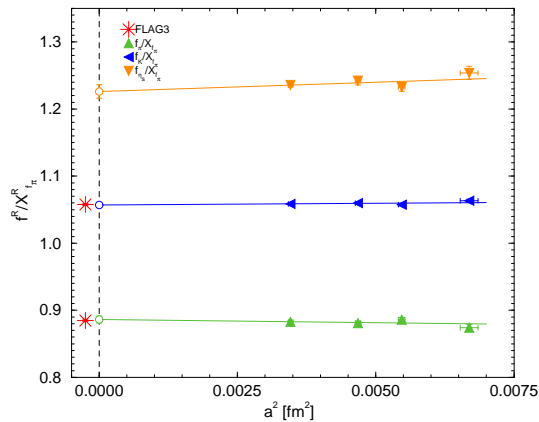


Figure 8: The continuum extrapolation of \tilde{f}^{R*} . The extrapolated values are again given as open circles. The converted FLAG3 values, [16], are given as stars.

lation, using the lattice spacings given in [14], as shown in Fig. 8. (The fits have $\chi^2/\text{dof} \sim 3.3/2 \sim 1.6$.) For comparison, the FLAG3 values, [16], are shown as stars. (Note that although f_{η_s} helps in determining the expansion coefficients, there is no further information to be found from the various extrapolated values.) Continuum values are also given in Table 2. Converting \tilde{f}_K^{R*} gives a result of

$$\frac{f_K}{f_\pi} = 1.192(10)(13), \quad (20)$$

(for simplicity now dropping the superscripts). The first error is statistical; the second is an estimate of the combined systematic error due to b_A , $SU(3)$ flavour breaking expansion, finite volume and our chosen path to the physical point as discussed in Appendix C.

5.2 Isospin breaking effects

Finally we briefly discuss $SU(2)$ isospin breaking effects. Provided \bar{m} is kept constant, then the $SU(3)$ flavour breaking expansion coefficients ($\tilde{\alpha}$, \tilde{G} , ...) remain

unaltered whether we consider 1 + 1 + 1 or 2 + 1 flavours. So although our numerical results are for mass degenerate u and d quarks we can use them to discuss isospin breaking effects (ignoring electromagnetic corrections). We parameterise these² effects by

$$\frac{f_{K^+}}{f_{\pi^+}} = \frac{f_K}{f_\pi} \left(1 + \frac{1}{2} \delta_{SU(2)} \right),$$

and expanding in $\Delta m = (\delta m_d - \delta m_u)/2$ about the average light quark mass $\delta m_l = (\delta m_u + \delta m_d)/2$ gives, using the LO expansions (which from Figs. 4, 5 or more particularly Fig. 6, have been shown to work well)

$$\delta_{SU(2)} = \frac{2}{3} \left(1 - \left(\frac{f_K}{f_\pi} \right)^{-1} \right) \frac{\Delta m}{\delta m_l}, \quad (21)$$

with

$$\frac{\Delta m}{\delta m_l} = \frac{3}{2} \frac{M_{K^0}^2 - M_{K^+}^2}{M_{\pi^+}^2 - \frac{1}{2}(M_{K^0}^2 + M_{K^+}^2)}. \quad (22)$$

At the physical point, using the FLAG3, [16], mass values gives $\Delta m^*/\delta m_l^*$ and hence using our determined value for f_{K^+}/f_{π^+} , we find

$$\delta_{SU(2)} = -0.0042(2)(2). \quad (23)$$

Alternatively, this gives

$$\frac{f_{K^+}}{f_{\pi^+}} = 1.190(10)(13).$$

6 Conclusions

We have extended our programme of tuning the strange and light quark masses to their physical values simultaneously by keeping the average quark mass constant from pseudoscalar meson masses to pseudoscalar decay constants. As for masses we find that the $SU(3)$ flavour symmetry breaking expansion, or Gell-Mann–Okubo expansion, works well even at leading order.

Further developments to reduce error bars could include another finer lattice spacing, as the extrapolation lever arm in a^2 is rather large and presently contributes substantially to the errors, and PQ results with sea quark masses not just at the symmetric point (κ_0) but at other points on the $\overline{m} = \text{const.}$ line.

²An alternative, but equivalent method is to first determine δm_u^* , δm_d^* directly.

Acknowledgements

The numerical configuration generation (using the BQCD lattice QCD program [18]) and data analysis (using the Chroma software library [19]) was carried out on the IBM BlueGene/Qs using DIRAC 2 resources (EPCC, Edinburgh, UK), and at NIC (Jülich, Germany), the Lomonosov at MSU (Moscow, Russia) and the SGI ICE 8200 and Cray XC30 at HLRN (The North-German Supercomputer Alliance) and on the NCI National Facility in Canberra, Australia (supported by the Australian Commonwealth Government). HP was supported by DFG Grant No. SCHI 422/10-1 and GS was supported by DFG Grant No. SCHI 179/8-1. PELR was supported in part by the STFC under contract ST/G00062X/1 and JMZ was supported by the Australian Research Council Grant No. FT100100005 and DP140103067. We thank all funding agencies.

Appendix

A Next-to next-to leading order expansion

We give here the next-to next-to leading order expansion or NNLO expansion for the octet pseudoscalars and decay constants, which generalise the results of eqs. (4), (9) and eqs. (5), (10). For the pseudoscalar mesons we have

$$\begin{aligned}
M^2(a\bar{b}) &= M_0^2 + \alpha(\delta\mu_a + \delta\mu_b) \\
&\quad + \beta_0 \frac{1}{6}(\delta m_u^2 + \delta m_d^2 + \delta m_s^2) + \beta_1(\delta\mu_a^2 + \delta\mu_b^2) + \beta_2(\delta\mu_a - \delta\mu_b)^2 \\
&\quad + \gamma_0 \delta m_u \delta m_d \delta m_s + \gamma_1(\delta\mu_a + \delta\mu_b)(\delta m_u^2 + \delta m_d^2 + \delta m_s^2) \\
&\quad + \gamma_2(\delta\mu_a + \delta\mu_b)^3 + \gamma_3(\delta\mu_a + \delta\mu_b)(\delta\mu_a - \delta\mu_b)^2, \tag{24}
\end{aligned}$$

and

$$\begin{aligned}
\tilde{M}^2(a\bar{b}) &= 1 + \tilde{\alpha}(\delta\mu_a + \delta\mu_b) \\
&\quad - (\frac{2}{3}\tilde{\beta}_1 + \tilde{\beta}_2)(\delta m_u^2 + \delta m_d^2 + \delta m_s^2) + \tilde{\beta}_1(\delta\mu_a^2 + \delta\mu_b^2) + \tilde{\beta}_2(\delta\mu_a - \delta\mu_b)^2 \\
&\quad + (2\tilde{\gamma}_2 - 6\tilde{\gamma}_3)\delta m_u \delta m_d \delta m_s + \tilde{\gamma}_1(\delta\mu_a + \delta\mu_b)(\delta m_u^2 + \delta m_d^2 + \delta m_s^2) \\
&\quad + \tilde{\gamma}_2(\delta\mu_a + \delta\mu_b)^3 + \tilde{\gamma}_3(\delta\mu_a + \delta\mu_b)(\delta\mu_a - \delta\mu_b)^2. \tag{25}
\end{aligned}$$

where $\tilde{M}^2(a\bar{b}) = M^2(a\bar{b})/X_\pi^2$ and for an expansion coefficient $\tilde{\alpha} = \alpha/M_0^2$, $\tilde{\beta}_i = \beta_i/M_0^2$, $i = 1, 2$, and $\tilde{\gamma}_i = \gamma_i/M_0^2$, $i = 1, 2, 3$ and we have then redefined $\tilde{\gamma}_1$ by $\tilde{\gamma}_1 - \tilde{\alpha}(\frac{1}{6}\tilde{\beta}_0 + \frac{2}{3}\tilde{\beta}_1 + \tilde{\beta}_2) \rightarrow \tilde{\gamma}_1$.

The $SU(3)$ flavour breaking expansion is identical for the decay constants, we just replace $M_0^2 \rightarrow F_0$, $\alpha \rightarrow G$, $\beta_i \rightarrow H_i$, $\gamma_i \rightarrow I_i$ in eq. (24) and $\tilde{\alpha} \rightarrow \tilde{G}$, $\tilde{\beta}_i \rightarrow \tilde{H}_i$, $\tilde{\gamma}_i \rightarrow \tilde{I}_i$ in eq. (25).

B Correlation functions

On the lattice we extract the pseudoscalar decay constant from two-point correlation functions. For large times we expect that

$$\begin{aligned}
C_{A_4P}(t) &= \frac{1}{V_S} \langle \sum_{\vec{x}} A_4(\vec{x}, t) \sum_{\vec{y}} P(\vec{y}, t) \rangle \\
&= \frac{1}{2M} \left[\langle 0 | \widehat{A}_4 | M \rangle \langle 0 | \widehat{P} | M \rangle^* e^{-Mt} + \langle 0 | \widehat{A}_4^\dagger | M \rangle^* \langle 0 | \widehat{P}^\dagger | M \rangle e^{-M(T-t)} \right] \\
&= -A_{A_4P} \left[e^{-Mt} - e^{-M(T-t)} \right], \tag{26}
\end{aligned}$$

and

$$\begin{aligned}
C_{PP}(t) &= \frac{1}{V_S} \langle \sum_{\vec{x}} P(\vec{x}, t) \sum_{\vec{y}} P(\vec{y}, t) \rangle \\
&= \frac{1}{2M} \left[\langle 0 | \widehat{P} | M \rangle \langle 0 | \widehat{P} | M \rangle^* e^{-Mt} + \langle 0 | \widehat{P}^\dagger | M \rangle^* \langle 0 | \widehat{P}^\dagger | M \rangle e^{-M(T-t)} \right] \\
&= A_{PP} \left[e^{-Mt} + e^{-M(T-t)} \right], \tag{27}
\end{aligned}$$

where A_4 and P are given in eq. (16). We have suppressed the quark indices, so the equations with appropriate modification are valid for both the pion and kaon. V_S is the spatial volume and T is the temporal extent of the lattice. To increase the overlap of the operator with the state (where possible) the pseudoscalar operator has been smeared using Jacobi smearing, and denoted here with a superscript, S for Smeared. We now set

$$\begin{aligned}
\langle 0 | \widehat{A}_4 | M \rangle &= Mf \\
\langle 0 | \widehat{\partial}_4 P | M \rangle &= -\sinh M \langle 0 | \widehat{P} | M \rangle = Mf^{(1)}, \tag{28}
\end{aligned}$$

where $f, f^{(1)}$ are real and positive. By computing C_{A_4PS} and C_{PSPS} we find for the matrix element of \widehat{A}_4 ,

$$Mf = \sqrt{2M} \times \frac{A_{A_4PS}}{A_{PSPS}} \times \sqrt{A_{PSPS}}, \tag{29}$$

and for the matrix element of $\widehat{\partial}_4 P$ we obtain from the ratio of the C_{PPS} and C_{A_4PS} correlation functions

$$\frac{f^{(1)}}{f} = \sinh M \times \frac{A_{PPS}}{A_{A_4PS}}. \tag{30}$$

Some further details and formulae for other decay constants are given in [20, 21].

C Systematic errors

We now consider in this Appendix possible sources of systematic errors.

Uncertainty in b_A

Presently the improvement coefficient b_A is only known perturbatively to leading order. We have estimated the uncertainty here by repeating the analysis with $b_A = 0$ and $b_A = 2$. This leads to a systematic error on f_K/f_π of ~ 0.008 .

$SU(3)$ flavour breaking expansion

We first note that for the unitary range as illustrated in Fig. 6, the ‘ruler test’ indicates there is very little curvature. This shows that the $SU(3)$ flavour breaking expansion is highly convergent. (Each order in the expansion is multiplied by a further power of $|\delta m_l| \sim 0.01$.) This is also indicated in Fig. 2, where our lowest pion mass there is ~ 220 MeV. Such expansions are very good compared to most approaches available to QCD. Comparing the LO (linear) approximation with the non-linear fit gives an estimation of the systematic error. The comparison yields the estimate to be ~ 0.004 for f_K/f_π .

Finite lattice volume

All the results used in the analysis here have $M_\pi L \gtrsim 4$. We also have generated some PQ data for $(\beta, \kappa_0) = (5.80, 0.122810)$ on a smaller lattice volume – $32^3 \times 64$. (This still has $M_\pi L > 4$.) Performing the analysis leads to small changes in \tilde{f} . Making a continuum extrapolation (which is most sensitive to just the $\beta = 5.80$ point) and comparing the result with that of eq. (20) results in a systematic error of ~ 0.005 .

Path to physical point

As discussed in section 3, we can further tune κ_0 using PQ results to get the physical values M_π^* , X_N^* and M_K^* correct, to give κ_0 , $\delta\mu_l^*$, $\delta\mu_s^*$. Setting $\delta\bar{\mu}^* \equiv (2\delta\mu_l^* + \delta\mu_s^*)/3$ then at LO this average is given by

$$\delta\bar{\mu}^* = \frac{1}{2\tilde{\alpha}} \left(\left(\frac{X_\pi^{\text{lat}2}}{X_N^{\text{lat}2}} / \frac{X_\pi^{*2}}{X_N^{*2}} \right)^{-1} - 1 \right), \quad (31)$$

(while $2\delta m_l + \delta m_s$ is always = 0). This gives for example for $\beta = 5.80$, $\delta\bar{\mu}^* \sim -0.0001$. Changing δm_l^* (or δm_s^*) by this and making a continuum extrapolation (which is again most sensitive to this point) and comparing the result with that of eq. (20) results in a systematic error of ~ 0.009 .

Total systematic error

Including all these systematic errors in quadrature give a total systematic estimate in f_K/f_π of ~ 0.013 .

References

- [1] W. J. Marciano, *Phys. Rev. Lett.* **93** (2004) 231803, [arXiv:hep-ph/0402299].
- [2] S. Dürr *et al.*, [BMW Collaboration], *Phys. Rev.* **D81** (2010) 054507, [arXiv:1001.4692[hep-lat]].
- [3] Y. Aoki *et al.*, [RBC and UKQCD Collaborations] *Phys. Rev.* **D83** (2011) 074508, [arXiv:1011.0892[hep-lat]].
- [4] G. P. Engel *et al.*, [BGR Collaboration], *Phys. Rev.* **D85** (2012) 034508, [arXiv:1112.1601[hep-lat]].
- [5] A. Bazavov *et al.*, [MILC Collaboration], *Phys. Rev. Lett.* **110** (2013) 172003, [arXiv:1301.5855[hep-ph]].
- [6] R. J. Dowdall *et al.*, [HPQCD Collaboration], *Phys. Rev.* **D88** (2013) 074504, [arXiv:1303.1670[hep-lat]].
- [7] A. Bazavov *et al.*, [Fermilab Lattice and MILC Collaborations], *Phys. Rev.* **D90** (2014) 074509, [arXiv:1407.3772[hep-lat]].
- [8] T. Blum *et al.*, [RBC and UKQCD Collaborations], *Phys. Rev.* **D93** (2016) 074505, [arXiv:1411.7017[hep-lat]].
- [9] N. Carrasco *et al.*, [ETM Collaboration], *Phys. Rev.* **D91** (2015) 074506, [arXiv:1411.7908[hep-lat]].
- [10] S. Dürr *et al.*, arXiv:1601.05998[hep-lat].
- [11] W. Bietenholz *et al.*, [QCDSF–UKQCD Collaborations], *Phys. Lett.* **B690** (2010) 436, [arXiv:1003.1114[hep-lat]].
- [12] W. Bietenholz *et al.*, [QCDSF–UKQCD Collaborations], *Phys. Rev.* **D84** (2011) 054509, [arXiv:1102.5300[hep-lat]].
- [13] R. Horsley *et al.*, [QCDSF–UKQCD Collaborations], *Phys. Rev.* **D86** (2012) 114511, [arXiv:1206.3156[hep-lat]].
- [14] V. G. Bornyakov *et al.*, [QCDSF–UKQCD Collaborations], arXiv:1508.05916[hep-lat].
- [15] N. Cundy *et al.*, [QCDSF–UKQCD Collaborations], *Phys. Rev.* **D79** (2009) 094507, [arXiv:0901.3302[hep-lat]].
- [16] S. Aoki *et al.*, [FLAG Working Group], arXiv:1607.00299[hep-lat].

- [17] T. Bhattacharya *et al.*, *Phys. Rev.* **D73** (2006) 034504, [arXiv:hep-lat/0511014].
- [18] Y. Nakamura and H. Stüben, *Proc. Sci. Lattice 2010* (2010) 040, arXiv:1011.0199 [hep-lat].
- [19] R. G. Edwards and B. Joó, *Nucl. Phys. Proc. Suppl.* **140** (2005) 832, arXiv:hep-lat/0409003.
- [20] M. Göckeler *et al.*, *Phys. Rev.* **D57** (1998) 5562, [arXiv:hep-lat/9707021].
- [21] A. Ali Khan *et al.*, *Phys. Lett.* **B652** (2007) 150, [hep-lat/0701015].