

Search for $2p$ decay of the first excited state of ^{17}Ne

P.G. Sharov^{a,b,*}, A.S. Fomichev^{a,c}, A.A. Bezbakh^{a,b}, V. Chudoba^{a,d}, I.A. Egorova^{e,b}, M.S. Golovkov^{a,c},
T.A. Golubkova^{f,b}, A.V. Gorshkov^{a,b}, L.V. Grigorenko^{a,g,h}, G. Kaminski^{a,i}, A.G. Knyazev^{a,b}, S.A. Krupko^{a,b},
M. Mentel^{a,j}, E.Yu. Nikolskii^{g,a}, Yu.L. Parfenova^a, P. Pluchinski^{a,j}, S.A. Rymzhanova^{a,b}, S.I. Sidorchuk^a,
R.S. Slepnev^a, S.V. Stepantsov^a, G.M. Ter-Akopian^{a,c}, R. Wolski^{a,i}, M.V. Zhukov^k

^aFlerov Laboratory of Nuclear Reactions, JINR, Dubna, RU-141980, Russia

^bSSC RF ITEP of NRC “Kurchatov Institute”, Moscow RU-117218, Russia

^cDubna State University, Dubna RU-141982, Russia

^dInstitute of Physics, Silesian University in Opava, 74601 Opava, Czech Republic

^eBogoliubov Laboratory of Theoretical Physics, JINR, Dubna, RU-141980 Russia

^fAdvanced Educational and Scientific Center, Moscow State University, Kremenchugskaya 11, 121357 Moscow, Russia

^gNational Research Center “Kurchatov Institute”, Kurchatov sq. 1, RU-123182 Moscow, Russia

^hNational Research Nuclear University “MEPhI”, Kashirskoye shosse 31, 115409 Moscow, Russia

ⁱHenryk Niewodniczanski Institute of Nuclear Physics, Polish Academy of Sciences, 31342 Cracow, Poland

^jAGH University of Science and Technology, Faculty of Physics and Applied Computer Science, al. Mickiewicza 30, 30-059 Krakow, Poland

^kDepartment of Physics, Chalmers University of Technology, S-41296 Göteborg, Sweden

Abstract

Two-proton decay of the ^{17}Ne low-lying states populated in the $^1\text{H}(^{18}\text{Ne}, d)^{17}\text{Ne}$ transfer reaction was studied. The two-proton width Γ_{2p} of the ^{17}Ne first excited $3/2^-$ state at $E^* = 1.288$ MeV is of importance for the two-proton radioactivity theory and nuclear-astrophysics applications. A dedicated search for the two-proton emission of this state was performed leading to the new upper limit obtained for the width ratio $\Gamma_{2p}/\Gamma_\gamma < 1.6(3) \times 10^{-4}$. A novel, “combined mass” method is suggested and tested capable to improve the resolution of the experiment which is a prime significance for the study of nuclear states with extremely small particle-to-gamma width ratios $\Gamma_{\text{part}}/\Gamma_\gamma$. The condition $\Gamma_{\text{part}} \ll \Gamma_\gamma$ is quite common for the states of astrophysical interest which makes the proposed approach promising in this field.

Keywords: transfer reaction; two-proton decay; rp-process; waiting point; width ratio

PACS: 24.50.+g, 23.50.+z, 25.60.-t, 25.60.Je, 27.20.+n

1. Introduction

One of the most important tasks for nuclear studies in astrophysics is the measurement of various reaction rates for nucleosynthesis calculations. In particular, for the important situation of the *resonant* particle radiative capture the reaction rate of the selected resonant state at temperature T is proportional to

$$\langle \sigma_{\text{part}, \gamma} \rangle(T) \sim \frac{1}{T^{3n/2}} \exp\left(-\frac{E_r}{kT}\right) \frac{\Gamma_\gamma \Gamma_{\text{part}}}{\Gamma_{\text{tot}}}, \quad (1)$$

where E_r is the resonance position, Γ_γ and Γ_{part} are partial widths of the resonance E_r into gamma and particle channels [1]. The “particle” here can be proton, alpha, two protons, etc, and n is the number of captured particles: 1 for p , α and 2 for $2p$ captures. The total width of the resonance in the majority of cases is defined as $\Gamma_{\text{tot}} = \Gamma_\gamma + \Gamma_{\text{part}}$. Therefore in all such cases there are just two values needed to define the resonance contribution to the radiative capture rate: (i) the resonance energy

E_r and (ii) the ratio $\Gamma_{\text{part}}/\Gamma_{\text{tot}}$. For the resonant states situated well below the Coulomb barrier particle width can be very small, this ratio then becomes effectively equal to $\Gamma_{\text{part}}/\Gamma_\gamma$, and its determination becomes a complicated task.

Reaction studies provide a way to determine the $\Gamma_{\text{part}}/\Gamma_{\text{tot}}$ ratio without γ -measurements. The comparison of data obtained in the measurements made for the missing mass and invariant mass spectra represents one of the possible ways to obtain the $\Gamma_{\text{part}}/\Gamma_\gamma$ ratio. The missing mass spectrum allows the definition of the population cross section for the state of interest, while the invariant mass spectrum provides the decay cross section into the particle channel. The ratio of these cross sections is evidently equal to $\Gamma_{\text{part}}/(\Gamma_{\text{part}} + \Gamma_\gamma)$.

In this work we address the subject of the extremely weak $2p$ decay branch of the first excited $3/2^-$ state of ^{17}Ne which is known [2, 3] to predominantly undergo γ decay to the ground state. Below in Section 2 we discuss some issues of the ^{17}Ne study in general and then return to the subject of measuring the extremely small $\Gamma_{\text{part}}/\Gamma_\gamma$ ratio in Section 3. Further in this work, we study experimentally the $^1\text{H}(^{18}\text{Ne}, d)^{17}\text{Ne}$ reaction and derive a new

*Corresponding author

Email address: sharovpavel@jinr.ru (P.G. Sharov)

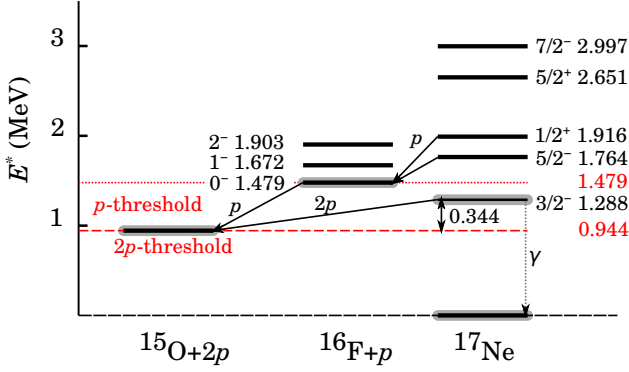


Figure 1: The level schemes for ^{17}Ne , its one-proton subsystem ^{16}F , and decay scheme for ^{17}Ne states.

upper limit for the $\Gamma_{2p}/\Gamma_\gamma$ ratio of the $3/2^-$ state. Instead of the *invariant mass* method to determine the $2p$ -decay rate we use the novel *combined mass* method to provide better experimental resolution. In Section 7 we demonstrate the prospects of the developed method in forthcoming experiments to reduce this limit to the range where, according to theoretical predictions, the direct observation of the $3/2^-$ state $2p$ decay becomes realistic.

2. Problems of ^{17}Ne studies

Neon-17 is a kind of “conundrum nucleus” whose structure and reactions attracted a lot of interest. Multiple efforts to investigate it, both theoretically and experimentally, have not yet provided convincing clarity about its properties. There are several questions of special interest connected with this nucleus which are actually tightly interwoven.

The ^{17}Ne nucleus sits on the proton dripline and it is relatively loosely bound with respect to the $2p$ breakup ($E_b = 944$ keV, see Fig. 1). This is a borromean nucleus: its ^{16}F subsystem is unbound with $S_p(^{16}\text{F}) = -535$ keV. The situation with ^{17}Ne separation energies is highly analogous to that with the “classical” two-neutron halo nucleus ^6He and thus the question about the existence of the two-proton halo in ^{17}Ne was formulated in Ref. [4]. The intrigue of this problem is enhanced by the fact that the ^{17}Ne nucleus is probably the only realistic candidate to possess a two-proton halo as in heavier proton dripline systems the specific spatial extension of the valence nucleon wave functions should be suppressed by the Coulomb interaction. The issue of two-proton halo in ^{17}Ne was discussed in the theory papers [5, 6] and experimental works [7, 8].

The ^{15}O nucleus is a “waiting point” in the astrophysical rp-process as its half-life $T_{1/2} = 122.24$ s is comparable to the timescale of the typical rp-process scenarios. The radiative absorption of two protons ($2p$ capture) is known to be a possible bypath for this waiting point [9]. The so far unknown $2p$ decay width of the first excited state of ^{17}Ne ($E^* = 1288$ keV, $J^\pi = 3/2^-$) is closely related

to this issue. Taking account of this (previously omitted) state in the calculation of the *resonant* radiative capture rate strongly modified the corresponding rate in a broad temperature range around 0.15 GK [10]. This modification is as large as 3 – 8 orders of magnitude, where the variation corresponds to uncertainty in the knowledge of the $2p$ width of the 1.288 MeV $3/2^-$ state.

There is considerable interest in studies of the $2p$ decay of the $3/2^-$ state from the nuclear theory side as well. The two-proton decay energy of the first excited state in ^{17}Ne is only $E_T = -S_{2p}(^{17}\text{Ne}) = 344$ keV. This state of ^{17}Ne belongs to the class of so-called “true” two-proton emitters [11]. Here the protons should be emitted simultaneously because the narrow ($\Gamma \sim 40$ keV) ground state of the intermediate ^{16}F system at $E_r = 535$ keV is not accessible for sequential decay. Due to the very small $2p$ decay energy E_T , the two-proton decay of ^{17}Ne should have a typical radioactivity-scale lifetime. For many years preceding the discovery of the ground state $2p$ radioactivity in heavier proton dripline nuclei ^{45}Fe , ^{48}Ni , and ^{54}Zn Ref. [11, and Refs. therein], the first excited state of ^{17}Ne nucleus remained along the prime candidates for the discovery of $2p$ radioactivity.

Shell-model calculation using the WBP interaction led to an estimated partial decay width of 5.5×10^{-9} MeV for the γ decay of ^{17}Ne $3/2^-$ state [12]. The $2p$ decay from the $3/2^-$ state to the $1/2^-$ ground state of ^{15}O can proceed only via the escape of the *sd*-shell proton pair. Few-body calculations performed in the two different theoretical approaches predicts the two-proton decay width to be $\Gamma_{2p} \sim (5 - 8) \times 10^{-15}$ MeV [13] or $\Gamma_{2p} = 1.4 \times 10^{-14}$ MeV [14]. For the first excited state of ^{17}Ne this gives a ratio of $\Gamma_{2p}/\Gamma_{\text{tot}} \approx \Gamma_{2p}/\Gamma_\gamma$ to be $(0.9 - 2.5) \times 10^{-6}$.

Up to now only an upper limit of this value is known [15]. From the non-observation of the two-proton emission from the $3/2^-$ state a one-sigma upper limit for the branching ratio $\Gamma_{2p}/\Gamma_\gamma \leq 7.7 \times 10^{-3}$ was set.

3. Experimental approach

The primary purpose of this work was to reduce the experimental limit as much as possible and to test the suggested combined mass method.

The one-neutron transfer reaction $^1\text{H}(^{18}\text{Ne}, d)^{17}\text{Ne}$ is the subject of study in this work. Revelation of a tiny particle-decay branch of the lower-lying $3/2^-$ state requires the reduction of the background coming from the strong particle-decay branches of the higher-lying $5/2^-$ and $1/2^+$ states.

We selected the $^1\text{H}(^{18}\text{Ne}, d)^{17}\text{Ne}$ reaction to obtain the ^{17}Ne excitation spectrum. Here, one can benefit from the fact that the nearest state to $3/2^-$, the $5/2^-$ state, is expected to be poorly populated in this reaction. To enable the better selection of the desired ^{17}Ne state we used the novel approach named combined mass method. The measurement of the emission angle and energy of recoil

deuteron appearing in this reaction is the prerequisite to the realization of this approach. Of course, this is the only objective when the excitation spectrum of ^{17}Ne is measured by the missing mass method. The yields of different resonance states are defined by this method irrespective of their decay modes. The detection of the recoil deuteron in coincidence with protons only offers a way to the yield determination made for the decay branches of the ^{17}Ne excited states associated with the proton emission. Certainly, of particular interest here is the search for the anticipated very weak two-proton decay branch of its first excited state ($E^* = 1288 \text{ keV}$, $J^\pi = 3/2^-$).

In the proposed approach the ability to select rare $2p$ -decay events of the $3/2^-$ state in ^{17}Ne is improved due to the considerable mass asymmetry for the particles both in the reaction ($A_d/A_{^{17}\text{Ne}} = 2/17$) and in the decay ($A_{2p}/A_{^{15}\text{O}} = 2/15$) channels. In the $d - ^{17}\text{Ne}$ center-of-mass system the velocity of the heavier particle ($^{17}\text{Ne}^*$) is known with the precision better by a factor of $17/2$ than that for the lighter one (deuteron). The energies of the emitted protons in the ^{17}Ne center-of-mass are defined with much better accuracy. It should be noted that such a situation is typical for the study of transfer reactions made in inverse kinematics with heavy projectiles bombarding light target nuclei. The resolution attainable by means of combined mass method for the excitation energy spectrum depends on the target thickness which can be set to be quite large due to the small specific energy loss of the protons which are due to detection. This favors the revelation of such small $2p$ decay branch anticipated for the 1288 keV excited state of ^{17}Ne .

The present work is intended to test the possibilities of the suggested approach.

4. Experimental setup

The experiment was performed in the Flerov Laboratory of Nuclear Reactions at JINR. The ^{18}Ne beam with energy 35 MeV/nucleon was produced in fragmentation of a 53.4 MeV primary beam of ^{20}Ne bombarding a 55.5 mg/cm 2 ^9Be target. The secondary beam was selected using the ACCULINNA fragment separator [16].

The standard set of beam diagnostic detectors included two plastic scintillators (for time-of-flight – ToF and energy loss – ΔE measurements) and two position-sensitive multiwire chambers (for beam tracking). Data presented in this paper were collected in experiments carried out with a beam of total intensity on target of 2×10^5 pps. The part of ^{18}Ne ions in the beam cocktail was about 18%.

The secondary beam was focused on a cryogenic hydrogen target. The target was a cylindrical cell having the two 6 μm stainless-steel windows entrance and exit. Two versions of the target cell with different thicknesses were used in this experiment. The “thin” target, intended for work with hydrogen in the gaseous phase, had windows of 20 mm in diameter and a distance of 4 mm between them.

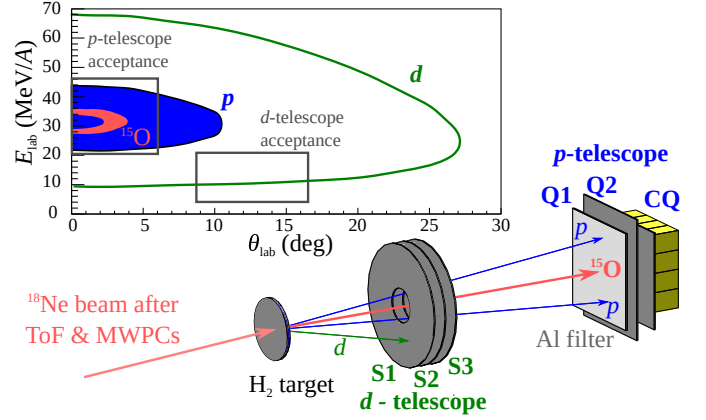


Figure 2: (color online) The experimental setup and kinematic plot for the reaction products. Explanations are given in text.

The gas pressure in the target was 2 bar and the target was cooled to 24 K. The “thick” target, designed for operation with hydrogen in the liquid phase, had windows of 30 mm diameter and the effective thickness of 1.1 mm.

Figure 2 shows a schematic drawing of the detector setup. The annular telescope, located at 15 cm downstream the target (“thin” target case) and 12 cm downstream the target (“thick” target case), detected the recoil deuterons from the $^1\text{H}(^{18}\text{Ne}, d)$ reaction. The telescope consisted of three position sensitive Si detectors with an inner (outer) radius of the sensitive area of 16 (41) mm and a thickness of 1 mm each. The first double-side silicon detector (S1) was segmented into 16 concentric rings on one side and 16 sectors on the other side. The two subsequent silicon strip detectors (S2 and S3), segmented into 16 sectors each, provided the measurement of total energy. Particle identification was performed by standard $\Delta E - E$ analysis. Each of the detector segments had its independent spectrometric channel. Signals from any sector of the S1 detector triggered the data acquisition system. An additional trigger (signal from the second ToF scintillator selected with a counting rate reduction of 4096) was used for beam monitoring.

Another telescope located on the beam axis at a distance of 30 cm from the target was intended for the detection of protons from the $^{17}\text{Ne}^* \rightarrow ^{15}\text{O} + 2p$ decay. The telescope consisted of two square $6 \times 6 \text{ cm}^2$, 1 mm thick silicon detectors (Q1 and Q2) segmented into 32 strips on one side. Following the pair of Si detectors installed was a wall of 16 CsI(Tl) crystals with PMT (Hamamatsu R9880U-20) readout (CQ). Each crystal was $1.6 \times 1.6 \text{ cm}^2$ across and had a thickness of 3.0 cm. To ensure the normal working conditions for the detectors a 1.4 mm thick aluminum filter was installed directly in front of the telescope. This was enough to stop all the nuclei making the beam cocktail while the protons from the decay of $^{17}\text{Ne}^*$ lost only a small part of their energy in the aluminum filter.

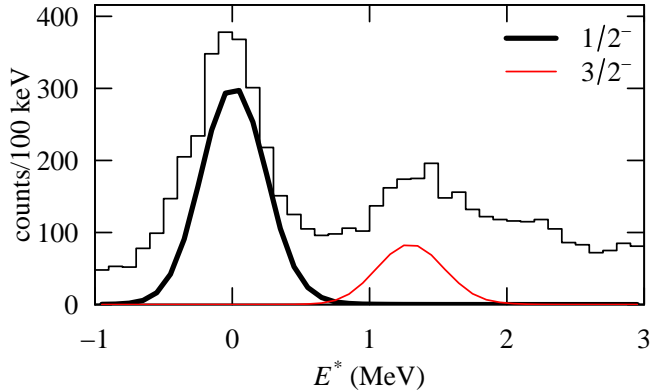


Figure 3: Missing mass spectrum (histogram) from the $^1\text{H}(^{18}\text{Ne}, d)^{17}\text{Ne}$ reaction measured using the thin gas target in the angular range $4^\circ - 18^\circ$ in c.m.s. Lines show the calculated yields of $1/2^-$ and $3/2^-$ states of ^{17}Ne .

5. Data analysis

The first part of this experiment was made with thin (gaseous) target. Total flux 7.4×10^9 bombarding ^{18}Ne nuclei passed through the hydrogen target with thickness $4.8 \times 10^{20} \text{ cm}^{-2}$. Figure 3 shows the missing mass spectrum of ^{17}Ne obtained from this study of $^1\text{H}(^{18}\text{Ne}, d)^{17}\text{Ne}$ reaction. One can see in this spectrum the separate peak corresponding to the ^{17}Ne ground state superimposed on the smooth continuum (not shown in fig. 3). The bump in the spectrum centered close to the position of the first excited state ($J^\pi = 3/2^-$) allows one to sort out the peak corresponding to the contribution of this state to the measured spectrum.

The measured missing mass spectrum allowed us to make a good estimation of the ground-state yield, $N = 1635(52)$. Around one third of that value makes the number of events responsible for the peak attributed to the $3/2^-$ state population. To reliably estimate the yield ratio of the two states (the $J^\pi = 1/2^-$ g.s. and the $J^\pi = 3/2^-$ first excited state) we carried out the two-step DWBA calculations of $^{18}\text{O}(d, ^3\text{He})$ and $^{18}\text{Ne}(p, d)$ proton (neutron) pick-up reactions. The existing experimental data on the angular dependence of differential cross sections of the $^{18}\text{O}(d, ^3\text{He})$ reaction at 52 MeV [17] have been reanalyzed and, using a common exit ^3He OM potential for these states, the ratio of Spectroscopic Factor (SFs) of the first excited state of ^{17}N to that of the ground state was obtained. In the case of the $^1\text{H}(^{18}\text{Ne}, d)^{17}\text{Ne}$ reaction studied in the present work we consider only the reaction channels populating the $1/2^-$ g.s. and the $3/2^-$ excited state. In a way similar to the isobaric-analogue case, cross sections for the $^{18}\text{Ne}(p, d)$ reaction were calculated. The OM parameters for the reaction entrance channel were taken from the CH89 global nucleon-nucleus potential algorithm. For the exit channels CH89 potentials for proton and neutron were folded to obtain the deuteron OM potential for the energy corresponding to the ^{17}Ne g.s. The same potential

was applied to the ^{17}Ne first excited state. The resulting differential cross section values were multiplied by the corresponding factors emerging from the analysis of data known for the $^{18}\text{O}(d, ^3\text{He})$ reaction.

Figure 4 shows the calculated differential cross sections in center-of-mass system for the $1/2^-$ and $3/2^-$ states of ^{17}Ne . The detection efficiencies for the population of these states were obtained by the Monte-Carlo simulation. The corresponding curves are shown in Fig. 4 by dashed lines.

The yield obtained in our experiment for the ^{17}Ne ground state agrees within $\pm 10\%$ with that coming out from the differential cross section calculated with a value of 1.2 assumed for the spectroscopic amplitude (lines on Fig. 3 show calculated yield of these states, and the calculated differential cross sections are shown in Fig. 4). The significant result for our further analysis is the conclusion that one can rely on the cross section values given in Fig. 4 for the reaction $^1\text{H}(^{18}\text{Ne}, d)^{17}\text{Ne}(J^\pi = 3/2^-)$.

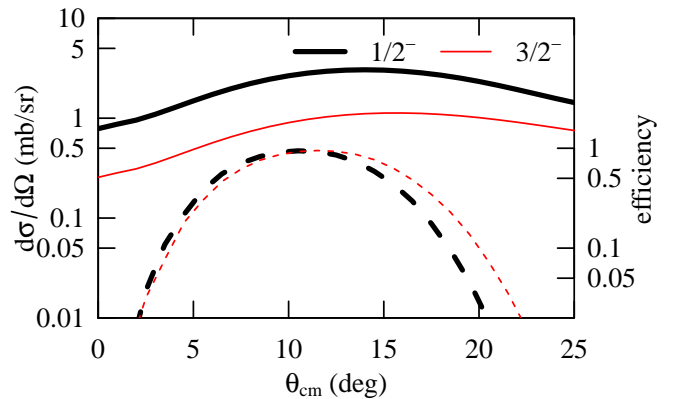


Figure 4: (color online) Calculated differential cross sections in c.m.s. for the ^{17}Ne states obtained in the $^1\text{H}(^{18}\text{Ne}, d)^{17}\text{Ne}$ reaction (solid lines) and corresponding deuteron detection efficiencies (dashed lines).

When analyzing data collected in the thick-target experiment we took into account the $d-p-p$ coincidence events detected under the condition that the ^{18}Ne beam nuclei hit the central part of the hydrogen target within diameter of 18 mm. This choice eliminated background caused by protons scattered from the material at the edges of the target windows. The so selected beam flux made 2×10^{10} ^{18}Ne nuclei passing through the hydrogen target with thickness $4.6(4) \times 10^{21} \text{ cm}^{-2}$. In total, 660 $d-p-p$ coincidence events were detected in this experiment.

Analysis took into account the energy and the trajectories (angles) of ^{18}Ne projectiles on the target. These parameters were measured with accuracy 1.5% and 2 mrad, respectively. It was supposed that the origin of all events was in the middle plain of the target. The triple coincidence events were detected in the center-of-mass angular range $3^\circ - 24^\circ$, and their detection probability in small angular bins was estimated numerically. The values of the missing mass and combined mass energies, E_{mm}^* and E_{cm}^* , emerging from the data of each event were found.

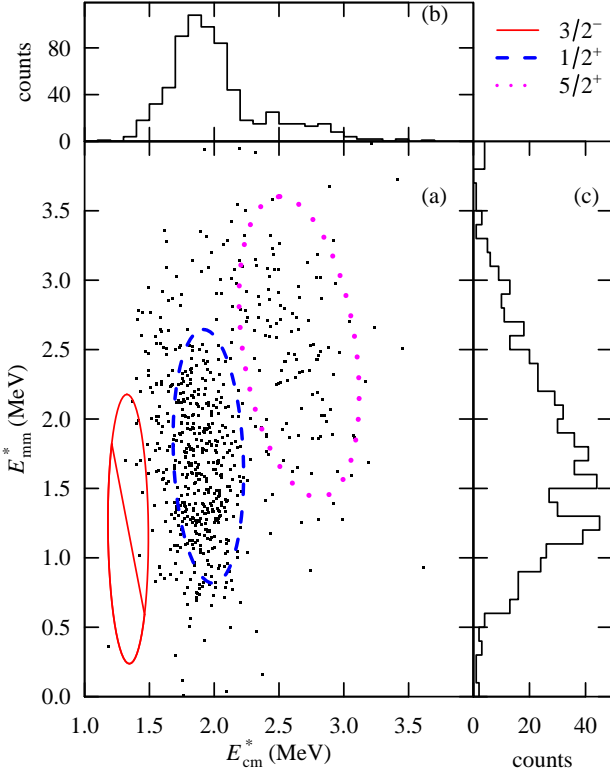


Figure 5: (color online) Excitation energy spectrum of ^{17}Ne : (a) Correlation plot showing the excitation energy of ^{17}Ne measured by the missing mass method (E_{mm}^*) versus the energy obtained by the combined mass method (E_{cm}^*). The ellipses shown by solid red, dashed blue, and dotted magenta curves correspond to the loci where the observation of 68% of events for the $3/2^-$, $1/2^+$, and $5/2^+$ states, respectively, is expected. (b) combined mass spectrum, (c) missing mass spectrum.

The obtained spectra are presented in Fig. 5. In panel 5 (a) the 660 events are displayed in their positions in the E_{mm}^* vs E_{cm}^* plot. Projections of this two-dimensional plot on its axes are the combined mass and missing mass spectra which are presented in panels 5 (b,c). Poor resolution obtained in the missing mass spectrum emerges from the distortion caused by the thick target.

The combined mass for each individual d - p - p coincidence event is defined as the ^{17}Ne decay energy obtained as the sum of the center-of-mass energies of the two emitted protons. The small correction for the ^{15}O recoil energy is taken into account. In addition to the energies and emission angles of the two protons measured well in lab system the analysis requires a good knowledge of the momentum vector of ^{17}Ne produced in the $^1\text{H}(^{18}\text{Ne}, d)^{17}\text{Ne}$ reaction. Of key importance here is the emission direction (polar angle) of the recoil deuteron measured in the experiment with 8 mrad precision. This defines the energy and polar angle of ^{17}Ne with accuracy 0.03% and 2 mrad, respectively.

Following procedures were implemented in the data analysis. The excitation energy of ^{17}Ne is separated in two parts: the energy of relative motion of two protons

(E_x) and the relative-motion energy of the core and di-proton (E_y). The value E_x for each individual event is defined from the proton momentum vectors measured in the lab system. Switching to the ^{17}Ne center-of-mass frame the ^{15}O momentum is also found according to momentum conservation, and E_y emerges from the defined ^{15}O momentum. The accuracy of the derived E_x and E_y values is limited by errors occurring at the transition from the lab system to the center-of-mass system.

The combined mass energy $E_{cm} = E_x + E_y$ has accuracy better than the missing mass. This makes perceptible the two states of ^{17}Ne (the states with $J^\pi = 1/2^+$, $E^* = 1288$ keV and $J^\pi = 5/2^+$, $E^* = 2651$ keV) situated above its $2p$ -decay threshold (see in Fig. 5(a)). The event localization obtained in this experiment in the two-dimensional plot E_{mm} vs E_{cm} was tested by Monte-Carlo (MC) simulations incorporating the standard Geant4 [18, 19] electromagnetic physics set for the description of particle interaction with matter. The simulation resulted in the definition of the loci where the majority of events (68%) associated with the ^{17}Ne excited states are localized. One can see in Fig. 5 (a) that the event pattern obtained in experiment is described rather well by the simulation. It describes also the event seeding towards the low-energy tails of the E_{cm} spectra. The origin of this seeding effect in the discussed experiment was made by the small fraction of protons scattered from the annular telescope intended for the deuteron detection (see this in Fig. 2).

6. Width ratio evaluation

The $\Gamma_{2p}/\Gamma_\gamma$ value can be evaluated by the following equation

$$\frac{\Gamma_{2p}}{\Gamma_\gamma} = \frac{N_{2p}}{\varepsilon_{2p}N}, \quad (2)$$

where N_{2p} is the number of measured d - p - p events; N — total number of events where ^{17}Ne was produced in its first excited $3/2^-$ state; ε_{2p} — detection efficiency of the two protons emitted by ^{17}Ne . The value of ε_{2p} was estimated by means of Monte-Carlo simulation. The N value was estimated from the cross-section shown on Fig. 4

$$N = N_B N_{at} \int \varepsilon \frac{d\sigma}{d\Omega} d\Omega = 38(6) \times 10^3,$$

where N_B is the number of ^{18}Ne beam nuclei hitting the target in this experiment; N_{at} is the effective thickness of liquid hydrogen target; ε — efficiency of deuteron detection obtained from the Monte-Carlo simulation of the setup.

Main problem of N_{2p} estimation is that there is no peak associated with the $3/2^-$ state in the $2p$ -coincidence spectrum, see Fig. 5 (b). The spectrum shows some events near the energy of the $3/2^-$ state. Events located in the $3/2^-$ state energy range can be connected with this state as well as with the decay of the higher-lying excited states, and there is no way to clearly separate them. Therefore

we can only set an upper limit for the $\Gamma_{2p}/\Gamma_\gamma$ ratio of the $3/2^-$ state.

The excitation energies obtained in the combined mass method (E_{cm}^*) and missing mass method (E_{mm}^*) should show some correlation. In particular, events occurring at excitation energy $E_{\text{mm}}^* > 2.2$ MeV in the spectrum of Fig. 5 (c) have nothing to do with the $3/2^-$ state population. Therefore it is appropriate to inspect the locus of this state in the two-dimensional plot in Fig. 5 (a) shown in coordinates E_{cm}^* vs E_{mm}^* . The solid ellipse shows the locus, where 68% of $3/2^-$ state are concentrated. One can see eight events in this locus, that corresponds to $\Gamma_{2p}/\Gamma_\gamma < 6(1) \times 10^{-4}$. However, the majority of events are located in the top-right part of the ellipse. If we reduce the $3/2^-$ locus to bottom-left half of the ellipse delimited by line $E_{\text{mm}}^* = 2.5 - 1.5E_{\text{cm}}^*$ then half of the expected $3/2^-$ events should be lost, but there are no events in this region at all. This gives a lower limit $\Gamma_{2p}/\Gamma_\gamma < 1.6(3) \times 10^{-4}$.

7. Prospects to improve sensitivity limit of the method

As we can see the $2p$ -decay width limit achieved for the first excited state of ^{17}Ne is still much higher than the up-to-date theoretical predictions [13, 14] give. It is natural to address a question: which $2p$ -width limit is attainable just by a realistic optimization of the setup. We assume here that a ^{18}Ne beam intensity of 10^6 s^{-1} hitting the hydrogen target will be available, and one should optimize only the energy resolution to get rid of the background coming from the higher-lying excited states.

Fig. 6 shows the Monte-Carlo simulations of the “improved” setup. The prime parameters of the setup which affect the energy resolution are target thickness, energy and angular resolutions of the charged particle telescopes. The optimized setup has gaseous hydrogen target with thickness of 1.2 mg/cm^2 . Supposition was made that the used recoil-deuteron detector array ensured measurements for the $^1\text{H}(^{18}\text{Ne}, d)^{17}\text{Ne}$ reaction taking place in an angular range of $8^\circ \leq \theta_{\text{cm}} \leq 24^\circ$.

Standard Geant4 [18, 19] electromagnetic physics set was used for particle interaction with matter description. Panel (a) shows the Monte-Carlo simulation results normalized to the unity probability density $W(E^*)$ for the $3/2^-$, $5/2^-$, and $1/2^+$ states. The respective energy resolutions are 80, 130, and 140 keV (FWHM). Fig. 6 (b) and (c) show the cumulative distribution functions

$$I(E^*) = \int_{-\infty}^{E^*} W(E) dE,$$

for Gaussian fits of Fig. 6 (a) and for full MC results, respectively.

If we look at the FWHM values only, the achieved resolutions are more than sufficient for our task: the states are very far from overlap, which is confirmed by Fig. 6 (b). But it can be seen in Fig. 6 (a) that the behavior of the

distribution “wings” deviates from the Gaussian profile at certain level and extends much further, beyond the actual resonance position than expected from the resonance FWHM. It can be found in Fig. 6 (c) that the cumulative contribution of the “background” events from the $5/2^-$ and $1/2^+$ states is substantial in the energy region of the $3/2^-$ resonance, achieving $10^{-4} - 10^{-5}$. Fig. 6 (c) gives a guideline how to optimize the “signal to noise” ratio for the measurements aiming at the $3/2^-$ state decay: we should make cutoff for $3/2^-$ events below certain energy E^* . If we recall that the population of the $5/2^-$ state is at least one order of magnitude smaller than that for the $3/2^-$ state in the (p, d) reaction, an optimistic background condition 4×10^{-6} is obtained. This is quite close to the theoretical limit $\Gamma_{2p}/\Gamma_\gamma \sim (0.9 - 2.5) \times 10^{-6}$ showing that direct $2p$ measurements could be feasible at least from the background point of view.

It is clear that precise behavior of the “non-Gaussian” component of the energy resolution is a very delicate issue depending on the fine details of the experimental apparatus. Here we demonstrate that (i) this issue can be overcome in realistic scenario and the further search for the $2p$ branch in ^{17}Ne $3/2^-$ state is feasible and (ii) the prior careful studies of this aspect of the planned experiment are unavoidable.

We should also point out that additional background-elimination method can further improve the situation here. This is connected with energy correlation analysis as provided by Fig. 5(a). A six-fold improvement was achieved for the $\Gamma_{2p}/\Gamma_\gamma$ limit in the current experiment, and it can be evaluated that even higher improvement factors are possible depending on the details of the experimental setup.

From a more general point of view, in the particular case of our experiment we aimed to determine the $\Gamma_{\text{part}}/\Gamma_{\text{tot}}$ ratio for the quite complicated $2p$ decay process. It is clear that in the easier cases of states decaying via proton or alpha emission the $\Gamma_{\text{part}}/\Gamma_{\text{tot}}$ ratio attainable in this approach should be much better.

8. Conclusions

We performed a dedicated search for the $2p$ decay branch of the first excited $3/2^-$ state of ^{17}Ne populated in the $^1\text{H}(^{18}\text{Ne}, d)^{17}\text{Ne}$ transfer reaction. The population of low-energy states ($E^* < 3 \text{ MeV}$) in the ^{17}Ne nucleus was also studied. Based on these results the new upper limit $\Gamma_{2p}/\Gamma_\gamma \leq 1.6(3) \times 10^{-4}$ is established. This significantly (about a factor of 50) reduces the value of the limit defined in the previous work [15]. The strong improvement of the $\Gamma_{2p}/\Gamma_\gamma$ limit was achieved due to the choice of the transfer reaction used as a tool for the two-proton decay study of $^{17}\text{Ne}^*$ and application of the novel “combined mass” method to the reconstruction of the ^{17}Ne excitation spectrum. The latter allowed us to improve significantly the instrumental resolution in the measurements made with the thick target. The measured limit for the rate value rules out the predictions made for the $2p$ decay width of

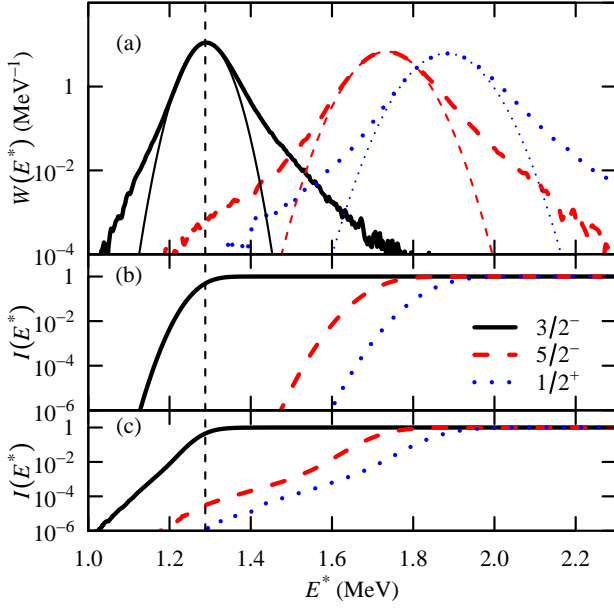


Figure 6: Monte-Carlo simulations of the improved setup demonstrating potential sensitivity limit of the method. The $3/2^-$, $5/2^-$, and $1/2^+$ contributions are shown by solid black, dashed red, and dotted blue curves, respectively. Panel (a) shows the probability density W . Thin curves give the Gaussian fits with respective deduced FWHM values of 80, 130, and 140 keV. Panels (b) and (c) show the cumulative distribution functions I for the Gaussian fits and for the complete MC distributions, respectively.

the ^{17}Ne first excited state by the simplified di-proton decay model [12], but it is still insufficient to be restrictive for the realistic theoretical predictions [13, 14].

We see prospects for a considerable (by 1-2 orders of magnitude) reduction of the $\Gamma_{2p}/\Gamma_\gamma$ upper limit in the proposed experimental method without revolutionary modification of the setup. Such improvements open a way to the direct experimental observation of the true, radioactive $2p$ -decay of the ^{17}Ne $3/2^-$ state taking the theoretically predicted ratio of $\Gamma_{2p}/\Gamma_\gamma \sim (0.9 - 2.5) \times 10^{-6}$ as a trusted aim.

The issue of general interest is the development of methods applicable to the studies of weak particle (alpha, proton, or two-proton) decay branches of excited states which reside well below the Coulomb barrier and thus have extreme small $\Gamma_{\text{part}}/\Gamma_\gamma$ ratios. The possibility to derive directly such weak decay branches in one experiment makes promising the application of the proposed approach to the problems of nuclear astrophysics.

Acknowledgments. A.A.B., S.A.B., T.A.G., A.V.G., I.A.E., S.A.K., A.G.K., and P.G.S. are supported by the Helmholtz Association under grant agreement IK-RU-002. This experiment was partly supported by the RSF 17-12-01367 grant. The authors are grateful to Profs. Yu.Ts. Oganessian and S.N. Dmitriev for support to this work, helpful discussions with Dr. I. Mukha are acknowledged as well.

References

- [1] W. A. Fowler, G. R. Caughlan, B. A. Zimmerman, Thermonuclear reaction rates, *Ann. Rev. Astr. Astrophys.* 5 (1967) 525. doi:10.1146/annurev.aa.05.090167.002521.
- [2] V. Guimaraes, S. Kubono, M. Hosaka, N. Ikeda, S. C. Jeong, I. Katayama, T. Miyachi, T. Nomura, M. H. Tanaka, Y. Fuchi, H. Kawashima, S. Ohkawa, S. Kato, H. Toyokawa, C. C. Yun, T. Niizeki, K. Ito, T. Kishida, T. Kubo, Y. Pu, M. Ohura, H. Orihara, T. Terakawa, S. Hamada, M. Hirai, H. Miyatake, Structure of light proton-rich nuclei on the drip-line, *Nucl.Phys.* A588 (1995) 161c. doi:10.1016/0375-9474(95)00117-J.
- [3] V. Guimaraes, S. Kubono, M. Hosaka, N. Ikeda, M. H. Tanaka, T. Nomura, I. Katayama, Y. Fuchi, H. Kawashima, S. Kato, H. Toyokawa, T. Niizeki, C. C. Yun, T. Kubo, M. Ohura, Structure of ^{17}Ne by the three-neutron pick-up (^3He , ^6He) reaction, *Z.Phys.* A353 (1995) 117–118. doi:10.1007/BF01295886.
- [4] M. V. Zhukov, I. J. Thompson, the Russian-Nordic-British Theory (RNBT) Collaboration, Existence of proton halos near the drip line, *Phys.Rev.* C52 (1995) 3505. doi:10.1103/PhysRevC.52.3505.
- [5] L. V. Grigorenko, I. G. Mukha, M. V. Zhukov, Prospective candidates for the two-proton decay studies I: structure and coulomb energies of ^{17}Ne and ^{19}Mg , *Nucl.Phys.* A713 (2003) 372. doi:10.1016/j.nuclphysa.2004.05.002.
- [6] L. V. Grigorenko, Y. L. Parfenova, M. V. Zhukov, Possibility to study a two-proton halo in ^{17}Ne , *Phys.Rev.* C71 (2005) 051604. doi:10.1103/PhysRevC.71.051604.
- [7] J. Marganec, T. Aumann, M. Heil, R. Plag, F. Warners, the LAND-R+3B Collaboration, Investigation of the cno-break-out reaction: $^{15}\text{O}(2p, \gamma)^{17}\text{Ne}$ by the coulomb dissociation of ^{17}Ne , *J.Phys.:Conf.Ser.* 337 (2012) 012011. doi:10.1088/1742-6596/337/1/012011.
- [8] J. Marganec, F. Wamers, F. Aksouh, Y. Aksyutina, H. Alvarez-Pol, T. Aumann, S. Beceiro Novo, C. A. Bertulani, K. Boretzky, M. J. G. Borge, M. Chartier, A. Chatillon, L. V. Chulkov, D. Cortina-Gil, H. Emling, O. Ershova, L. M. Fraile, H. O. U. Fynbo, D. Galaviz, H. Geissel, M. Heil, D. H. Hoffmann, J. Hoffmann, H. T. Johansson, B. Jonsson, C. Karagiannis, O. A. Kiselev, J. V. Kratz, R. Kulessa, N. Kurz, C. Langer, M. Lantz, T. Le Bleis, R. Lemmon, Y. A. Litvinov, K. Mahata, C. Muntz, T. Nilsson, C. Nociforo, G. Nyman, W. Ott, V. Panin, S. Paschalis, A. Perea, R. Plag, R. Reifarth, A. Richter, C. Rodriguez-Tajes, D. Rossi, K. Riisager, D. Savran, G. Schrieder, H. Simon, J. Stroth, K. Summerer, O. Tengblad, S. Typel, H. Weick, M. Wiescher, C. Wimmer, Coulomb and nuclear excitations of narrow resonances in ^{17}Ne , *Phys.Lett.* B759 (2016) 200. doi:10.1016/j.physletb.2016.05.073.
- [9] J. Görres, M. Wiescher, F.-K. Thielemann, Bridging the waiting points: The role of two-proton capture reactions in the rp process, *Phys. Rev.* C51 (1995) 392–400. doi:10.1103/PhysRevC.51.392.
- [10] L. V. Grigorenko, M. V. Zhukov, Three-body resonant radiative capture reactions in astrophysics, *Phys.Rev.* C72 (2005) 015803. doi:10.1103/PhysRevC.72.015803.
- [11] M. Pfützner, M. Karny, L. V. Grigorenko, K. Riisager, Radioactive decays at limits of nuclear stability, *Rev. Mod. Phys.* 84 (2) (2012) 567. doi:10.1103/RevModPhys.84.567.
- [12] M. J. Chromik, B. A. Brown, M. Fauerbach, T. Glasmacher, R. Ibbotson, H. Scheit, M. Thoennessen, P. G. Thirolf, Excitation and decay of the first excited state of ^{17}Ne , *Phys.Rev.* C55 (1997) 1676. doi:10.1103/PhysRevC.55.1676.
- [13] L. V. Grigorenko, M. V. Zhukov, Two-proton radioactivity and three-body decay. iii. integral formulas for decay widths in a simplified semianalytical approach, *Phys.Rev.* C76 (2007) 014008. doi:10.1103/PhysRevC.76.014008.
- [14] E. Garrido, A. S. Jensen, D. V. Fedorov, Necessary conditions for accurate computations of three-body partial decay widths, *Phys.Rev.* C78 (2008) 034004. doi:10.1103/PhysRevC.78.034004.

- [15] M. J. Chromik, P. G. Thirolf, M. Thoennessen, B. A. Brown, T. Davinson, D. Gassmann, P. Heckman, J. Prisciandaro, P. Reiter, E. Tryggstad, P. J. Woods, Two-proton spectroscopy of low-lying states in ^{17}Ne , *Phys.Rev. C* 66 (2002) 024313. doi:10.1103/PhysRevC.66.024313.
- [16] A. Rodin, S. Sidorchuk, S. Stepantsov, G. Ter-Akopian, A. Fomichev, R. Wolski, V. Galinskiy, G. Ivanov, I. Ivanova, V. Gorshkov, A. Lavrentyev, Y. Oganessian, High resolution line for secondary radioactive beams at the U400M cyclotron, *Nuclear Instruments and Methods B* 126 (1997) 236–241. doi:10.1016/S0168-583X(97)01038-0.
- [17] D. Hartwig, G. T. Kaschl, G. Mairle, G. J. Wagner, A study of ^{17}N levels and $t = 3/2$ multiplets in mass 17 nuclei, *Z.Phys.* 246 (1971) 418–423. doi:10.1007/BF02115806.
- [18] S. Agostinelli, J. Allison, K. Amako, J. Apostolakis, H. Araujo, P. Arce, M. Asai, D. Axen, S. Banerjee, G. Barrand, F. Behner, L. Bellagamba, J. Boudreau, L. Broglia, A. Brunengo, H. Burkhardt, S. Chauvie, J. Chuma, R. Chytrcek, G. Cooperman, G. Cosmo, P. Degtyarenko, A. Dell’Acqua, G. Depaola, D. Dietrich, R. Enami, A. Feliciello, C. Ferguson, H. Fesefeldt, G. Folger, F. Foppiano, A. Forti, S. Garelli, S. Giani, R. Giannitrapani, D. Gibin, J. G. Cadenas, I. González, G. G. Abril, G. Greeniaus, W. Greiner, V. Grichine, A. Grossheim, S. Guatelli, P. Gumplinger, R. Hamatsu, K. Hashimoto, H. Hase, A. Heikkinen, A. Howard, V. Ivanchenko, A. Johnson, F. Jones, J. Kallenbach, N. Kanaya, M. Kawabata, Y. Kawabata, M. Kawaguti, S. Kelner, P. Kent, A. Kimura, T. Kodama, R. Kokoulin, M. Kossov, H. Kurashige, E. Lamanna, T. Lampén, V. Lara, V. Lefebvre, F. Lei, M. Liendl, W. Lockman, F. Longo, S. Magni, M. Maire, E. Medernach, K. Minamimoto, P. M. de Freitas, Y. Morita, K. Murakami, M. Nagamatsu, R. Nartallo, P. Nieminen, T. Nishimura, K. Ohtsubo, M. Okamura, S. O’Neale, Y. Oohata, K. Paech, J. Perl, A. Pfeiffer, M. Pia, F. Ranjard, A. Rybin, S. Sadilov, E. D. Salvo, G. Santin, T. Sasaki, N. Savvas, Y. Sawada, S. Scherer, S. Sei, V. Sirotenko, D. Smith, N. Starkov, H. Stoecker, J. Sulkimo, M. Takahata, S. Tanaka, E. Tcherniaev, E. S. Tehrani, M. Tropeano, P. Truscott, H. Uno, L. Urban, P. Urban, M. Verderi, A. Walkden, W. Wander, H. Weber, J. Wellisch, T. Wenaus, D. Williams, D. Wright, T. Yamada, H. Yoshida, D. Zschesche, Geant4 – a simulation toolkit, *Nuclear Instruments and Methods A* 506 (3) (2003) 250 – 303. doi:10.2172/799992.
- [19] J. Allison, K. Amako, J. Apostolakis, H. Araujo, P. A. Dubois, M. Asai, G. Barrand, R. Capra, S. Chauvie, R. Chytrcek, G. A. P. Cirrone, G. Cooperman, G. Cosmo, G. Cuttone, G. G. Daquino, M. Donszelmann, M. Dressel, G. Folger, F. Foppiano, J. Generowicz, V. Grichine, S. Guatelli, P. Gumplinger, A. Heikkinen, I. Hrivnacova, A. Howard, S. Incerti, V. Ivanchenko, T. Johnson, F. Jones, T. Koi, R. Kokoulin, M. Kossov, H. Kurashige, V. Lara, S. Larsson, F. Lei, O. Link, F. Longo, M. Maire, A. Mantero, B. Mascialino, I. McLaren, P. M. Lorenzo, K. Minamimoto, K. Murakami, P. Nieminen, L. Pandola, S. Parlati, L. Peralta, J. Perl, A. Pfeiffer, M. G. Pia, A. Ribon, P. Rodrigues, G. Russo, S. Sadilov, G. Santin, T. Sasaki, D. Smith, N. Starkov, S. Tanaka, E. Tcherniaev, B. Tome, A. Trindade, P. Truscott, L. Urban, M. Verderi, A. Walkden, J. P. Wellisch, D. C. Williams, D. Wright, H. Yoshida, Geant4 developments and applications, *IEEE Transactions on Nuclear Science* 53 (1) (2006) 270–278. doi:10.1109/TNS.2006.869826.