

Josephson effect in a Weyl SNS junction

Kevin A. Madsen¹, Emil J. Bergholtz², and Piet W. Brouwer¹

¹*Dahlem Center for Complex Quantum Systems and Institut für Theoretische Physik,
Freie Universität Berlin, Arnimallee 14, 14195 Berlin, Germany and*

²*Stockholm University, Department of Physics, SE-106 91 Stockholm, Sweden*

(Dated: June 17, 2022)

We calculate the Josephson current density $j(\phi)$ for a Weyl superconductor–normal-metal–superconductor junction for which the outer terminals are superconducting Weyl metals and the normal layer is a Weyl (semi)metal. We describe the Weyl (semi)metal using a simple model with two Weyl points. The model has broken time-reversal symmetry, but inversion symmetry is present. We calculate the Josephson current for both zero and finite temperature for the two pairing mechanisms inside the superconductors that have been proposed in the literature, zero-momentum BCS-like pairing and finite-momentum FFLO-like pairing, and assuming the short-junction limit. For both pairing types we find that the current is proportional to the normal-state junction conductivity, with a proportionality coefficient that shows quantitative differences between the two pairing mechanisms. The current for the BCS-like pairing is found to be independent of the chemical potential, whereas the current for the FFLO-like pairing is not.

I. INTRODUCTION

A Weyl semimetal, a semimetal in which conduction and valence bands have nondegenerate touching points, is a paradigm of gapless topological matter.^{1,2} Weyl semimetals were initially proposed theoretically, but meanwhile they have been observed experimentally in a range of materials.^{3–20} Electrons in a Weyl semimetal with momentum and energy in the vicinity of the band touching points are described by an effective low-energy theory which has the same form as the Weyl Hamiltonian of massless relativistic particles.

Already before their experimental discovery, the question of possible forms of superconductivity in Weyl semimetals was considered theoretically.^{21–27} Weak attractive interactions were found to lead to unconventional superconducting states in Weyl (semi)metals, even if the chemical potential is not at the nodal point. (That situation is sometimes referred to as a “Weyl metal”.) Examples of superconducting phases that were predicted are Fulde-Ferrell-Larkin-Ovchinnikov (FFLO)-like states in which the Cooper pairs have a finite momentum, or a more standard Bardeen-Schrieffer-Cooper (BCS)-like state in which the Cooper pairs have zero-momentum, but the spectrum proves to have nodal points. Recently, the experimental observation of a superconducting phase has been reported for the compounds MoTe_2 ²⁸ and TaP ,²⁹ which are believed to be a Weyl metal in the normal-state, although the nature of the observed superconducting phase is not known yet.

In this article we theoretically investigate the Josephson effect in a Weyl superconductor–normal-metal–superconductor (SNS) junction in which the superconducting terminals are such superconducting Weyl metals and the normal spacer layer is a Weyl (semi)metal, too. For a simple but generic model of two Weyl cones²⁴ — the minimal model for a Weyl semimetal, since Weyl cones always have to come in pairs — we calculate the temperature dependence of the Josephson current and the current-phase relationship for both types of pairing. Our work complements studies by Kanna *et al.*, who also consider the Josephson effect for an SNS junction in which the normal spacer is a Weyl semimetal, but with

conventional BCS superconductors for the outer terminals,³⁰ and by Kim *et al.*, who study four-terminal junctions with mixed Weyl superconductor and conventional superconductor contacts.³¹

A Weyl semimetal can be considered a three-dimensional generalization of graphene, a system for which the Josephson effect has received abundant experimental attention.^{32–40} Indeed, we find that the theory of the Josephson effect in a Weyl (semi)metal-based Josephson junction closely resembles the theory for the Josephson effect in graphene,^{41,42} but only for the case of FFLO-like pairing. The case of BCS-like pairing is different, however, in the sense that the normalized critical Josephson current is effectively independent of the chemical potential.

The remainder of this article is organized as follows: Our model will be explained in detail in Sec. II, closely following Refs. 24 and 43. We calculate the Josephson current using the scattering approach, which is explained in Sec. III. A summary of the results is given in Sec. IV and we conclude in Sec. V. The appendix contains details of the calculation.

II. MODEL

We consider a slab of normal Weyl (semi)metal with two Weyl points of opposite chirality at momenta $\pm \mathbf{K}_0$ for $-L/2 < z < L/2$, sandwiched between two superconducting regions, which are modeled as heavily doped Weyl semimetals — also called “Weyl metals” — with superconducting order, see Fig. 1. Without loss of generality we may assume that the positions of the Weyl points are in the p_x – p_z plane, $\mathbf{K}_0 = K_0(\mathbf{e}_z \cos \alpha + \mathbf{e}_x \sin \alpha)$ and that the Weyl point at \mathbf{K}_0 has positive chirality. Reference 24 has proposed a two-band Hamiltonian that describes this situation, and we also adopt this Hamiltonian for our present calculations. The normal-state Hamiltonian h_{\pm} for momenta $\mathbf{k} = \pm \mathbf{K}_0 + \mathbf{q}$ in the vicinity of $\pm \mathbf{K}_0$ reads²⁴

$$h_{\pm}(\mathbf{q}) = \hbar v[q_1 \sigma_1 + q_2 \sigma_2 \mp q_3 \sigma_3] + V_0 \theta(|z| - L/2) - \mu, \quad (1)$$

where v is the Fermi velocity, μ the chemical potential,

$$\begin{aligned} q_1 &= q_x \cos \alpha - q_z \sin \alpha, \\ q_2 &= q_y, \\ q_3 &= q_z \cos \alpha + q_x \sin \alpha, \end{aligned} \quad (2)$$

and, similarly, $\sigma_1 = \sigma_x \cos \alpha - \sigma_z \sin \alpha$, $\sigma_2 = \sigma_y$, $\sigma_3 = \sigma_z \cos \alpha + \sigma_x \sin \alpha$. The potential V_0 is a large negative potential offset realizing the high carrier density in the superconducting regions at $z < -L/2$ and $z > L/2$.⁴³ The Hamiltonian (1) has broken time-reversal symmetry. However, it has inversion symmetry, $h_-(\mathbf{q}) = \sigma_z h_+(-\mathbf{q}) \sigma_z$, which ensures that both Weyl points are at the same energy.

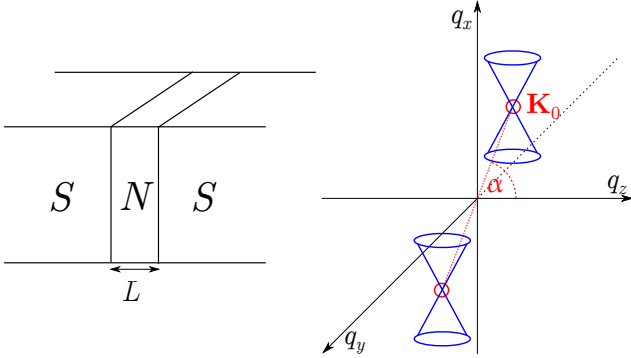


Figure 1. Left: Sketch of the geometry under consideration: An intrinsic Weyl (semi)metal for $-L/2 < z < L/2$ is sandwiched between doped, superconducting Weyl metals for $z < -L/2$ and $z > L/2$. Right: Schematic of the momentum space with two “Weyl cones” at momenta $\pm \mathbf{K}_0$. The angle between \mathbf{K}_0 and the z axis is denoted α .

In Weyl semimetals there are two possible superconducting pairings.^{21–25,43} For the BCS-like pairing the Cooper pairs have zero momentum and zero spin; they combine electrons from Weyl points with opposite chirality. For the FFLO-like pairing the Cooper pairs have zero spin and finite momentum $\pm 2\mathbf{K}_0$, and consist of two electrons of the same chirality. The FFLO-like pairing is energetically favorable for a lattice model with weak attractive interactions underlying the continuum Hamiltonian (1),^{24,25} although other models point to the BCS-like paired state as the superconducting ground state,^{21,23} so that we must consider both pairing forms here. If both time-reversal symmetry and inversion symmetry are broken, the degeneracy between the two Weyl points may be lifted, and the FFLO-like pairing is the only pairing form allowed by symmetry.²¹

The Bogoliubov-de Gennes Hamiltonian for four-component Nambu vectors $[\psi_\uparrow(\mathbf{r}), \psi_\downarrow(\mathbf{r}), \psi_\downarrow^\dagger(\mathbf{r}), -\psi_\uparrow^\dagger(\mathbf{r})]$ reads⁴³

$$H_B = \begin{pmatrix} h_+(-i\nabla - \mathbf{K}_0) & \Delta(z) \\ \Delta(z)^* & -h_-(-i\nabla - \mathbf{K}_0) \end{pmatrix}, \quad (3)$$

for the BCS-like pairing, where we used that $\mathbf{q} = -i\nabla \mp \mathbf{K}_0$ at the Weyl point $\pm \mathbf{K}_0$, and that $\sigma_y h_-^*(-i\nabla + \mathbf{K}_0) \sigma_y = h_-(-i\nabla - \mathbf{K}_0)$. In this case a doubling of the Hilbert space

is not necessary, since the BCS-like pairing involves electrons at different Weyl points. On the other hand, the FFLO-like pairing involves electrons at the same Weyl node, so that doubling of the Hilbert space is necessary and there are separate Bogoliubov-de Gennes Hamiltonians $H_{F,\pm}$ for each Weyl node,

$$H_{F,\pm} = \begin{pmatrix} h_\pm(-i\nabla \mp \mathbf{K}_0) & \Delta(z)e^{\pm 2i\mathbf{K}_0 \cdot \mathbf{r}} \\ \Delta(z)^*e^{\mp 2i\mathbf{K}_0 \cdot \mathbf{r}} & -h_\pm(-i\nabla \pm \mathbf{K}_0) \end{pmatrix}. \quad (4)$$

The superconducting order parameter $\Delta(z)$ is zero for $-L/2 < z < L/2$, and it is set to $\Delta(z) = \Delta_0 e^{-i\phi/2}$ for $z < -L/2$ and $\Delta(z) = \Delta_0 e^{i\phi/2}$ for $z > L/2$, corresponding to a difference ϕ between the phases of the superconducting order parameters. We consider the short junction limit $L \ll \xi = \hbar v / \Delta_0$, which allows us to neglect the energy dependence of the momenta in the normal region $-L/2 < z < L/2$. The potential offset V_0 for the superconducting regions is chosen to be large and negative, but still small enough that the linearized description around each Weyl cone continues to apply.

For FFLO-like pairing the excitation spectrum of the superconductor is gapped, with excitation gap

$$\Delta_F = \Delta_0. \quad (5)$$

For BCS-like pairing the quasiparticle spectrum in the two superconducting regions has two nodes, turning the superconducting regions into “Weyl superconductors”.^{21,23–25} In the limit that the potential offset V_0 is large and negative, effectively only momenta along the z axis need to be considered, for which the excitation gap is^{24,25}

$$\Delta_B = \Delta_0 |\sin \alpha|, \quad (6)$$

see also the appendix.

III. SCATTERING APPROACH

The Josephson current and the Andreev bound state energies are calculated following the approach of Refs. 44–46, which describe the normal spacer layer and the superconducting interface in terms of their reflection and transmission matrices. For the normal spacer layer these are the reflection matrices S_{--} and S_{++} for reflection of excitations incident from the negative and positive z direction, respectively, as well as the transmission matrices S_{-+} and S_{+-} , see Fig. 2. For the superconducting interfaces one needs the reflection matrices \mathcal{R}_\pm that describe normal and Andreev reflection at the interface at $z = \pm L/2$. Since the wavenumbers q_x and q_y parallel to the interface are conserved, all reflection and transmission matrices are diagonal in q_x and q_y . They do, however, retain a 2×2 matrix structure to accommodate for the particle and hole degrees of freedom. The reflection and transmission matrices of the normal spacer layer are diagonal with respect to the particle and hole degrees of freedom; The reflection matrices \mathcal{R}_\pm mix particle and hole degrees of freedom.

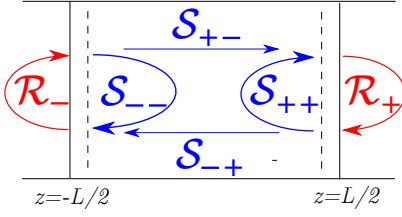


Figure 2. Definition of the scattering matrices \mathcal{R}_+ , \mathcal{R}_- , \mathcal{S}_{++} , \mathcal{S}_{+-} , \mathcal{S}_{-+} and \mathcal{S}_{--} for a Josephson junction.

For the Josephson current density $j(\phi)$ one then finds⁴⁶

$$j(\phi) = -\frac{4ek_B T}{\hbar} \frac{d}{d\phi} \int \frac{dq_x dq_y}{(2\pi)^2} \sum_{m=0}^{\infty} \ln \det A(q_x, q_y, \phi; i\omega_m), \quad (7)$$

where

$$A = \begin{pmatrix} \mathbb{1} & 0 \\ 0 & \mathbb{1} \end{pmatrix} - \begin{pmatrix} \mathcal{R}_- & 0 \\ 0 & \mathcal{R}_+ \end{pmatrix} \begin{pmatrix} \mathcal{S}_{--} & \mathcal{S}_{-+} \\ \mathcal{S}_{+-} & \mathcal{S}_{++} \end{pmatrix}, \quad (8)$$

with $\mathbb{1}$ is the 2×2 matrix unit matrix in particle-hole space and $i\omega_m = i(2m+1)\pi k_B T$ the (imaginary) energy the scattering matrices have to be evaluated at. The dependence on the superconducting phase difference ϕ enters through the reflection matrices \mathcal{R}_{\pm} for the two superconducting interfaces. In the short-junction limit we may neglect the dependence of the normal-spacer scattering matrix \mathcal{S} on the energy $i\omega_m$. The energies of the Andreev bound states can be found from the same matrix A , from the condition $\det A(q_x, q_y, \phi; \varepsilon) = 0$, with real energy $|\varepsilon| < \Delta_0$.

The calculation of the scattering matrices \mathcal{R} and \mathcal{S} appearing in Eq. (8) proceeds by wavefunction matching and is described in detail in the appendix. We here list the results for $\det A$ for the cases of BCS-like and FFLO-like pairing,

$$\det A_F = 4e^{2i\gamma_F} \left[\frac{\varepsilon^2}{\Delta_F^2} - 1 + \frac{q_z^2 \sin^2(\phi/2)}{q_z^2 + q_{\perp}^2 \sin^2(q_z L)} \right], \quad (9)$$

$$\det A_B = 4e^{2i\gamma_B} \left[\frac{\varepsilon^2}{\Delta_B^2} - \sin^2 \varphi + \frac{q_z^2 (\sin^2(\phi/2) - \cos^2 \varphi)}{q_z^2 + q_{\perp}^2 \sin^2(q_z L)} \right], \quad (10)$$

where $q_{\perp}^2 = q_x^2 + q_y^2$, $q_z^2 = (\mu/\hbar v)^2 - q_{\perp}^2$, $\tan \varphi = q_y/q_x$, and

$$\gamma_{F,B} = -\arccos \frac{i\omega_m}{\Delta_{F,B}}. \quad (11)$$

For the Andreev bound states the condition $\det A(q_x, q_y, \phi; \varepsilon) = 0$ then gives

$$\varepsilon^2 = \Delta_F^2 \left[1 - \frac{q_z^2 \sin^2(\phi/2)}{q_z^2 + q_{\perp}^2 \sin^2(q_z L)} \right] \quad (12)$$

for the case of FFLO-like pairing and

$$\varepsilon^2 = \Delta_B^2 \left[\sin^2 \varphi - \frac{q_z^2 (\sin^2(\phi/2) - \cos^2 \varphi)}{q_z^2 + q_{\perp}^2 \sin^2(q_z L)} \right] \quad (13)$$

for BCS-like pairing. The zero-temperature Josephson current can also be calculated from the ϕ -dependence of the Andreev bound state energy,

$$j(\phi) = -\frac{2e}{\hbar} \int \frac{dq_x dq_y}{(2\pi)^2} \frac{\partial \varepsilon}{\partial \phi}, \quad (14)$$

where ε is the positive root of Eqs. (12) or (13).

IV. RESULTS

We present results for the Josephson current density normalized by the normal-state conductivity σ_N of the junction. The normal-state conductivity, defined as the conductance per unit cross-sectional area, is calculated from the Landauer formula (see Ref. 47 for the corresponding result in two dimensions),

$$\sigma_N = \frac{2e^2}{h} \int \frac{dq_x dq_y}{(2\pi)^2} T(q_x, q_y) \quad (15)$$

where the transmission probability

$$T(q_x, q_y) = \frac{q_z^2}{q_z^2 + q_{\perp}^2 \sin^2(q_z L)}, \quad (16)$$

as shown in the appendix.

For normal transport through the junction, two regimes may be distinguished: Transport that is dominated by propagating modes or by evanescent modes. In the former case one has $|\mu|L/\hbar v \gg 1$ and the integral in Eq. (15) is dominated by $q_{\perp} < |\mu|/\hbar v$, corresponding to real q_z . The junction conductivity is

$$\sigma_N = \frac{\mu^2 e^2}{6\pi^2 \hbar^3 v^2}. \quad (17)$$

In the latter case the integral in Eq. (15) is dominated by $q_{\perp} > |\mu|/\hbar v$, which corresponds to imaginary q_z , and the junction conductivity is^{48,49}

$$\sigma_N = \frac{e^2 \ln 2}{2\pi^2 \hbar L^2}. \quad (18)$$

The Josephson current density $j(\phi)$ can be calculated from the results presented above and in the previous Section. We were, however, not able to perform the integrations over the transverse momenta q_x and q_y in closed form, except for the high-temperature limit $k_B T \gg \Delta_0$, for which we find

$$j_{F,B}(\phi) = \frac{\Delta_{F,B}^2 \sigma_N}{2\pi e k_B T} \sin \phi \quad (19)$$

for FFLO-like pairing (F) and BCS-like pairing (B). For temperatures $k_B T \lesssim \Delta_0$, including zero temperature, we have to resort to a numerical evaluation of the Josephson current density. Figure 3 shows the current-phase relationship for zero-temperature and $k_B T = \Delta_0$, normalized to the normal junction conductivity σ_N , for the two limiting cases $|\mu|/\hbar v \ll 1$

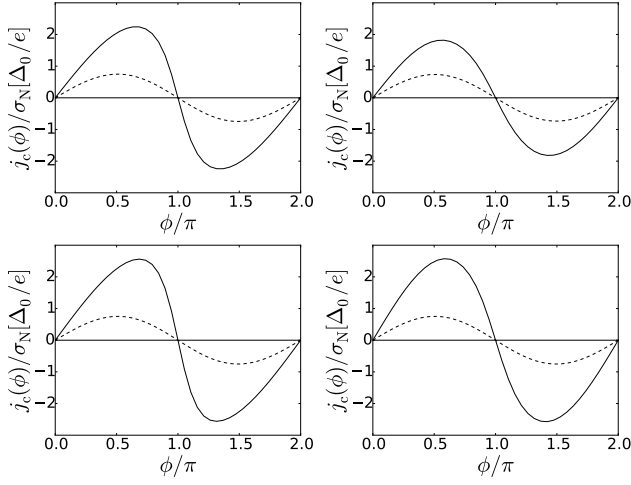


Figure 3. Current-phase relationship for the Josephson current density $j(\phi)$, normalized by the normal-state junction conductivity σ_N . The top and bottom panels are for FFLO-like and BCS-like pairing, whereas the left and right panels are for the limits $|\mu| \gg \hbar v$ and $|\mu| \ll \hbar v$, respectively. The solid curves are for zero temperature, the dashed curves are for $k_B T = \Delta_0$.

and $|\mu|/\hbar v \gg 1$. Figure 4 shows the critical current density $j_c = \max_\phi j(\phi)$, again normalized to the normal junction conductivity σ_N , as a function of $\mu L/\hbar v$, i.e., interpolating between the evanescent-mode dominated regime and the propagating-mode dominated regime. Despite the vastly different conductivities in the two regimes [compare Eqs. (17) and (18)], the ratio j_c/σ_N shows a rather weak dependence on $\mu L/\hbar v$, especially in the case of BCS-like pairing and/or high temperatures.

V. CONCLUSION

In this article, we have calculated the Josephson current through a thin normal-state Weyl (semi)metal slab. The superconducting terminals are modeled as strongly-doped Weyl metals, and we considered both BCS-like and FFLO-like pairing mechanisms in the superconductors. The results for the FFLO-like pairing are qualitatively similar to results obtained previously by Titov and Beenakker for graphene,⁴¹ up to numerical prefactors. The results for BCS-like pairing are quantitatively different. We find that the zero-temperature Josephson current density remains of order $\sigma_N \Delta_0$ throughout the entire parameter range, where σ_N is the normal-state junction conductivity and Δ_0 the superconducting gap.

A Weyl semimetal is known to have rather anomalous transport properties at the Weyl point $\mu = 0$: A normal-state conductance that scales proportional to W^2/L^2 for a sample of width W and length L , so that the conductance of a cubic sample is effectively size-independent.^{48,49} (For comparison, in a conventional diffusive metal the conductance is proportional to L for a cubic sample in three dimensions.) Our at first sight somewhat unspectacular result that the Josephson current scales proportional to the normal-state conductivity

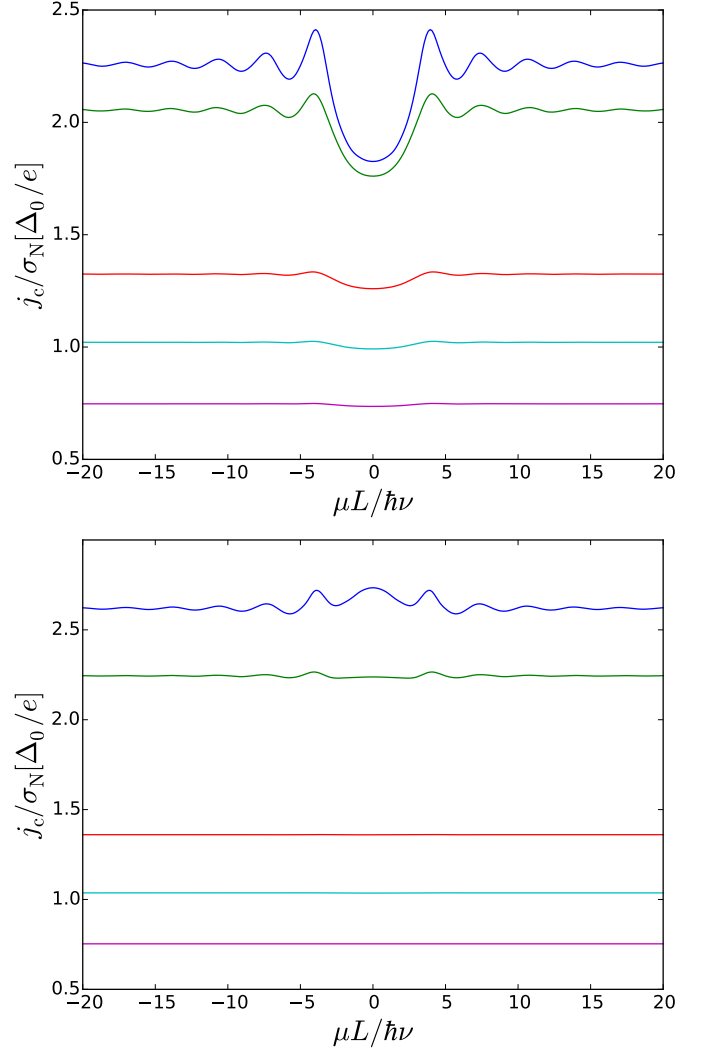


Figure 4. Critical current j_c normalized to normal-state junction conductivity σ_N , as a function of $\mu L/\hbar v$. The top and bottom panels are for FFLO-like and BCS-like pairing, respectively. The different curves are for temperatures $k_B T/\Delta_0 = 0, 0.2, 0.5, 0.7$ and 1.0 (top to bottom inside each panel).

throughout the entire parameter range we considered means that this anomalous scaling with system size L also extends to the Josephson effect. This conclusion is consistent with the short-junction limit taken in our calculations, since the condition for evanescent-mode dominated transport is automatically satisfied in this limit for the typical energies of the Andreev bound states that mediate the Josephson current.

For the Weyl (semi)metal we have used a model with inversion symmetry, but with broken time-reversal symmetry, first proposed by Cho *et al.*²⁴ Since then other models have been put forward, some of which have different symmetries for the (normal) Weyl semimetal or for the superconducting order, including possible magnetic phases.^{21,25–27} Another interesting outlook is to tilt the Weyl semimetal dispersion⁵⁰—this is a generic feature of condensed matter Weyl realizations due to the lack of forbidding symmetries and is responsible

for unusual transport characteristics.⁵¹ A tilt of the spectrum also leads to an increased density of states which is favorable for the onset of superconductivity and, in fact, the previously mentioned compound MoTe₂²⁸ is a realization of an 'over-tilted' so-called type-II Weyl semimetal.⁵² It is a most intriguing question to extend the present calculations to the mentioned models possessing different symmetry properties, to see whether the Josephson effect can be used as an effective tool to distinguish between the different scenarios.

Acknowledgements. This work is supported by Emmy Noether program (BE 5233/1-1) of the German Science Foundation DFG, the CRC TR 183 of the DFG (Project A02), the Swedish research council, and the Wallenberg Academy Fellows program of the KAW foundation.

APPENDIX

In this appendix we report the detailed calculation of the determinants $\det A_F$ and $\det A_B$ reported in Eqs. (9) and (10) of the main text.

Before calculating the scattering matrices, we first perform a gauge transformation that removes the large momentum \mathbf{K}_0 from the Bogoliubov-de Gennes equation. For the case of BCS-like pairing, this is the transformation

$$H_B \rightarrow \tilde{H}_B = e^{i\mathbf{K}_0 \cdot \mathbf{r}} H_B e^{-i\mathbf{K}_0 \cdot \mathbf{r}},$$

which results in the Bogoliubov-de Gennes Hamiltonian

$$\tilde{H}_B = \begin{pmatrix} h_+(-i\nabla) - \mu & \Delta(z)^* \\ \Delta(z) & \mu - h_-(-i\nabla) \end{pmatrix}. \quad (20)$$

For the FFLO-like pairing, we transform

$$H_{F,\pm} \rightarrow \tilde{H}_{F,\pm} = e^{\pm i\sigma_z \mathbf{K}_0 \cdot \mathbf{r}} H_F e^{\mp i\sigma_z \mathbf{K}_0 \cdot \mathbf{r}},$$

which gives

$$\tilde{H}_{F,\pm} = \begin{pmatrix} h_{\pm}(-i\nabla) - \mu & \Delta(z) \\ \Delta(z)^* & \mu - h_{\pm}(-i\nabla) \end{pmatrix}. \quad (21)$$

We also note that $h_+(-i\nabla)$ is independent of the angle α between the momentum \mathbf{K}_0 of the Weyl point and the z axis, whereas

$$\sigma_x e^{i\alpha\sigma_y} h_-(-i\nabla) e^{-i\alpha\sigma_y} \sigma_x = \bar{h}_+(-i\nabla), \quad (22)$$

where \bar{h}_+ describes a Weyl node mirror-reflected in the xz plane (*i.e.*, with $q_y \rightarrow -q_y$). As a result, for FFLO-like pairing the two Weyl nodes will contribute equally to the supercurrent, and it is sufficient to calculate the contribution for $\tilde{H}_{F,+}$. For BCS-like pairing we perform the rotation (22) for the hole block only, which leads to the transformed Bogoliubov-de Gennes Hamiltonian

$$\tilde{H}_B = \begin{pmatrix} h_+(-i\nabla) - \mu & \tilde{\Delta}(z) \\ \tilde{\Delta}(z)^* & \mu - \bar{h}_+(-i\nabla) \end{pmatrix}, \quad (23)$$

with

$$\tilde{\Delta}(z) = \Delta(z)\sigma_x \cos \alpha - \Delta(z)\sigma_z \sin \alpha. \quad (24)$$

After this rotation the α -dependence is moved to the superconducting order parameter $\tilde{\Delta}(z)$. In the limit $|V_0| \rightarrow \infty$ of a heavily-doped superconductor the term proportional to σ_x in the superconducting order parameter $\tilde{\Delta}(z)$ can be neglected, since it couples states with a large momentum difference. In this limit the replacement $\tilde{\Delta}(z) \rightarrow -\sigma_z \Delta_B$ can be made.

To fix the basis for the calculation of the scattering matrices, we add an "ideal lead" — a short segment of highly doped normal-state Weyl semimetal — at $z = \pm L/2$. This segment is described by the normal-state Hamiltonians h_{\pm} , including the potential offset proportional to V_0 . For this ideal lead, the flux-normalized spinors for left and right moving particle-like states are

$$u_R = \begin{pmatrix} 1 \\ 0 \end{pmatrix}, \quad u_L = \begin{pmatrix} 0 \\ 1 \end{pmatrix}. \quad (25)$$

We have suppressed the dependence on the transverse coordinates x and y , which is $\propto e^{iq_x x + iq_y y}$ throughout. Similarly, the spinors for hole-like states are

$$v_R = \begin{pmatrix} 0 \\ 1 \end{pmatrix}, \quad v_L = \begin{pmatrix} 1 \\ 0 \end{pmatrix}. \quad (26)$$

Since we are interested in the short-junction limit only, it is sufficient to find the scattering matrix of the normal region $-L/2 < z < L/2$ for energy $\varepsilon = 0$. Hereto we parameterize

$$q = \frac{\mu}{\hbar v}, \quad q_{\perp} = \sqrt{q_x^2 + q_y^2}, \quad (27)$$

and

$$q_x = q \sin \theta \cos \varphi, \quad q_y = q \sin \theta \sin \varphi, \quad q_z = q \cos \theta. \quad (28)$$

Note that θ is complex if $q_x^2 + q_y^2 > q^2$. The electron wavefunction at the Weyl point \mathbf{K}_0 is a linear combination of the two (unnormalized) basis states

$$\begin{pmatrix} \sin(\theta/2) \\ e^{i\varphi} \cos(\theta/2) \end{pmatrix} e^{-iq_z z}, \quad \begin{pmatrix} \cos(\theta/2) \\ e^{i\varphi} \sin(\theta/2) \end{pmatrix} e^{iq_z z}.$$

Imposing continuity of the wavefunction at $z = -L/2$ and $z = L/2$ we then find the transmission and reflection amplitudes

$$s_{\pm\pm}(\varphi, \theta) = \frac{e^{\mp i\varphi} q_{\perp} \sin(q_z L)}{q \sin(q_z L) + i q_z \cos(q_z L)},$$

$$s_{\pm\mp}(\varphi, \theta) = \frac{i q_z}{q \sin(q_z L) + i q_z \cos(q_z L)}. \quad (29)$$

The normal-state transmission probability $T(q_x, q_y)$ of Eq. (16) is $T(q_x, q_y) = |s_{+-}(q_x, q_y)|^2$. For FFLO-like pairing the reflection and transmission amplitudes for holes are the complex conjugates of the reflection and transmission amplitudes for the electrons, so that we find

$$S_{\tau\tau'}(\varphi, \theta) = \begin{pmatrix} s_{\tau\tau'}(\varphi, \theta) & 0 \\ 0 & s_{\tau\tau'}(\varphi, \theta)^* \end{pmatrix}, \quad (30)$$

for $\tau, \tau' = \pm$. For BCS-like pairing an additional reflection in the xz plane has to be performed for the reflection and transmission amplitudes for the holes,

$$\mathcal{S}_{\tau\tau'}(\varphi, \theta) = \begin{pmatrix} s_{\tau\tau'}(\varphi, \theta) & 0 \\ 0 & s_{\tau\tau'}(-\varphi, \theta)^* \end{pmatrix}, \quad (31)$$

We now calculate the reflection matrices for reflection off the heavily-doped superconducting regions $z < -L/2$ and $z > L/2$. We first consider the case of FFLO-like pairing. Abbreviating

$$q_0 = \frac{\mu - V_0}{\hbar v} \quad (32)$$

and taking the limit $V_0 \rightarrow -\infty$, the basis spinors for $z > L/2$ take the simple form

$$\begin{pmatrix} e^{i\phi/2} \\ 0 \\ e^{i\gamma_F} \\ 0 \end{pmatrix} e^{iq_0 z - \kappa_F z}, \quad \begin{pmatrix} 0 \\ e^{i\phi/2} \\ 0 \\ e^{-i\gamma_F} \end{pmatrix} e^{-iq_0 z - \kappa_F z},$$

where

$$\gamma_F = -\arccos \frac{\varepsilon}{\Delta_F}, \quad \kappa_F = \frac{1}{\hbar v} \sqrt{\Delta_F^2 - \varepsilon^2}. \quad (33)$$

For $z < -L/2$ the basis spinors are

$$\begin{pmatrix} e^{-i\phi/2} \\ 0 \\ e^{-i\gamma_F} \\ 0 \end{pmatrix} e^{iq_0 z + \kappa_F z}, \quad \begin{pmatrix} 0 \\ e^{-i\phi/2} \\ 0 \\ e^{i\gamma_F} \end{pmatrix} e^{-iq_0 z + \kappa_F z},$$

For BCS-like pairing the last (fourth) entry of these basis vectors has to be multiplied by -1 and the coefficients γ_F and κ_F

have to be replaced by γ_B and κ_B , respectively, with

$$\gamma_B = -\arccos \frac{\varepsilon}{\Delta_B}, \quad \kappa_B = \frac{1}{\hbar v} \sqrt{\Delta_B^2 - \varepsilon^2}. \quad (34)$$

Matching wavefunctions at the interfaces at $z = \pm L/2$ we find the reflection matrices

$$\mathcal{R}_+ = \begin{pmatrix} 0 & e^{i\gamma+i\phi/2} \\ e^{i\gamma-i\phi/2} & 0 \end{pmatrix}, \quad \mathcal{R}_- = \begin{pmatrix} 0 & e^{i\gamma-i\phi/2} \\ e^{i\gamma+i\phi/2} & 0 \end{pmatrix} \quad (35)$$

for FFLO-like pairing and

$$\mathcal{R}_+ = \begin{pmatrix} 0 & -e^{i\gamma+i\phi/2} \\ e^{i\gamma-i\phi/2} & 0 \end{pmatrix}, \quad \mathcal{R}_- = \begin{pmatrix} 0 & e^{i\gamma-i\phi/2} \\ -e^{i\gamma+i\phi/2} & 0 \end{pmatrix} \quad (36)$$

for BCS-like pairing. Note that these matrices represent perfect Andreev reflection. Normal reflection at the superconducting interfaces is included in the normal-layer scattering matrices (30) and (31).

We then find that

$$\det A_F = 1 + e^{4i\gamma_F} - 2e^{2i\gamma_F} \frac{q_z^2 \cos \phi + q_\perp^2 \sin^2(q_z L)}{q_z^2 + q_\perp^2 \sin^2(q_z L)}, \quad (37)$$

$$\det A_B = 1 + e^{4i\gamma_B} - 2e^{2i\gamma_B} \frac{q_z^2 \cos \phi - q_\perp^2 \cos(2\varphi) \sin^2(q_z L)}{q_z^2 + q_\perp^2 \sin^2(q_z L)}, \quad (38)$$

which is the same as the results (9) and (10) of the main text.

¹ A. M. Turner and A. Vishwanath, [arXiv:1301.0330](#).

² P. Hosur and X. Qi, [C. R. Phys.](#) **14**, 857 (2013).

³ S.-Y. Xu, C. Liu, S. K. Kushwaha, R. Sankar, J. W. Krizan, I. Belopolski, M. Neupane, G. Bian, N. Alidoust, T.-R. Chang, H.-T. Jeng, C.-Y. Huang, W.-F. Tsai, H. Lin, P. P. Shibayev, F.-C. Chou, R. J. Cava, and M. Z. Hasan, [Science](#) **347**, 294 (2015).

⁴ C. Zhang, Z. Lin, C. Guo, S.-Y. Xu, C.-C. Lee, H. Lu, S.-M. Huang, G. Chang, C.-H. Hsu, H. Lin, L. Li, C. Zhang, T. Neupert, M. Z. Hasan, J. Wang, and S. Jia, [arXiv:1507.06301](#).

⁵ S.-Y. Xu, I. Belopolski, D. S. Sanchez, C. Zhang, G. Chang, C. Guo, G. Bian, Z. Yuan, H. Lu, T.-R. Chang, P. P. Shibayev, M. L. Prokopych, N. Alidoust, H. Zheng, C.-C. Lee, S.-M. Huang, R. Sankar, F. Chou, C.-H. Hsu, H.-T. Jeng, A. Bansil, T. Neupert, V. N. Strocov, H. Lin, S. Jia, and M. Z. Hasan, [Sci. Adv.](#) **1**, e1501092 (2015).

⁶ S.-Y. Xu, I. Belopolski, N. Alidoust, M. Neupane, G. Bian, C. Zhang, R. Sankar, G. Chang, Z. Yuan, C.-C. Lee, S.-M. Huang, H. Zheng, J. Ma, D. S. Sanchez, B. Wang, A. Bansil, F. Chou, P. P. Shibayev, H. Lin, S. Jia, and M. Z. Hasan, [Science](#) **349**, 613 (2015).

⁷ B. Q. Lv, H. M. Weng, B. B. Fu, X. P. Wang, H. Miao, J. Ma,

P. Richard, X. C. Huang, L. X. Zhao, G. F. Chen, Z. Fang, X. Dai, T. Qian, and H. Ding, [Phys. Rev. X](#) **5**, 031013 (2015).

⁸ B. Q. Lv, N. Xu, H. M. Weng, J. Z. Ma, P. Richard, X. C. Huang, L. X. Zhao, G. F. Chen, C. E. Matt, F. Bisti, V. N. Strocov, J. Mesot, Z. Fang, X. Dai, T. Qian, M. Shi, and H. Ding, [Nat. Phys.](#) **11**, 724 (2015).

⁹ L. Yang, Z. Liu, Y. Sun, H. Peng, H. Yang, T. Zhang, B. Zhou, Y. Zhang, Y. Guo, M. Rahn, D. Prabhakaran, Z. Hussain, S.-K. Mo, C. Felser, B. Yan, and Y. Chen, [Nat. Phys.](#) **11**, 728 (2015).

¹⁰ S. Borisenko, D. Evtushinsky, Q. Gibson, A. Yaresko, T. Kim, M. N. Ali, B. Buechner, M. Hoesch, and R. J. Cava, [arXiv:1507.04847](#).

¹¹ J. Y. Liu, J. Hu, Q. Zhang, D. Graf, H. B. Cao, S. M. A. Radmanesh, D. J. Adams, Y. L. Zhu, G. F. Cheng, X. Liu, W. A. Phe-lan, J. Wei, D. A. Tennant, J. F. DiTusa, I. Chiorescu, L. Spinu, and Z. Q. Mao, [arXiv:1507.07978](#).

¹² Y. Xu, R.-L. Chu, and C. Zhang, [Phys. Rev. Lett.](#) **112**, 136402 (2014).

¹³ L. Lu, Z. Wang, D. Ye, L. Ran, L. Fu, J. D. Joannopoulos, and M. Soljačić, [Science](#) **349**, 622 (2015).

¹⁴ S.-Y. Xu, N. Alidoust, I. Belopolski, C. Zhang, G. Bian, T.-R.

- Chang, H. Zheng, V. Stokov, D. S. Sanchez, G. Chang, Z. Yuan, D. Mou, Y. Wu, L. Huang, C.-C. Lee, S.-M. Huang, B. Wang, A. Bansil, H.-T. Jeng, T. Neupert, A. Kaminski, H. Lin, S. Jia, and M. Z. Hasan, *Nat. Phys.* **11**, 748 (2015).
- ¹⁵ A. B. Sushkov, J. B. Hofmann, G. S. Jenkins, J. Ishikawa, S. Nakatsuji, S. Das Sarma, and H. D. Drew, *Phys. Rev. B* **92**, 241108 (2015).
- ¹⁶ C. Zhang, S.-Y. Xu, I. Belopolski, Z. Yuan, Z. Lin, B. Tong, N. Alidoust, C.-C. Lee, S.-M. Huang, H. Lin, M. Neupane, D. S. Sanchez, H. Zheng, G. Bian, J. Wang, C. Zhang, T. Neupert, M. Z. Hasan, and S. Jia, *Nat. Commun.* **7**, 10735 (2016).
- ¹⁷ J. Du, H. Wang, Q. Chen, Q. Mao, R. Khan, B. Xu, Y. Zhou, Y. Zhang, J. Yang, B. Chen, C. Feng, and M. Fang, *Sci. China. Phys. Mech.* **59**, 657406 (2016).
- ¹⁸ F. Arnold, C. Shekhar, S.-C. Wu, Y. Sun, R. D. Dos Reis, N. Kumar, M. Naumann, M. O. Ajeesh, M. Schmidt, A. G. Grushin, J. H. Bardarson, M. Baenitz, D. Sokolov, H. Borrmann, M. Nicklas, C. Felser, E. Hassinger, and B. Yan, *Nat. Commun.* **7**, 11615 (2016).
- ¹⁹ X. Huang, L. Zhao, Y. Long, P. Wang, D. Chen, Z. Yang, H. Liang, M. Xue, H. Weng, Z. Fang, X. Dai, and G. Chen, *Phys. Rev. X* **5**, 031023 (2015).
- ²⁰ Z. Wang, Y. Zheng, Z. Shen, Y. Lu, H. Fang, F. Sheng, Y. Zhou, X. Yang, Y. Li, C. Feng, and Z.-A. Xu, *Phys. Rev. B* **93**, 121112 (2016).
- ²¹ G. Bednik, A. A. Zyuzin, and A. A. Burkov, *Phys. Rev. B* **92**, 035153 (2015).
- ²² Y. Li and F. D. M. Haldane, [arXiv:1510.01730](https://arxiv.org/abs/1510.01730).
- ²³ T. Zhou, Y. Gao, and Z. D. Wang, *Phys. Rev. B* **93**, 094517 (2016).
- ²⁴ G. Y. Cho, J. H. Bardarson, Y.-M. Lu, and J. E. Moore, *Phys. Rev. B* **86**, 214514 (2012).
- ²⁵ H. Wei, S.-P. Chao, and V. Aji, *Phys. Rev. B* **89**, 014506 (2014).
- ²⁶ T. Meng and L. Balents, *Phys. Rev. B* **86**, 054504 (2012).
- ²⁷ B. Lu, K. Yada, M. Sato, and Y. Tanaka, *Phys. Rev. Lett.* **114**, 096804 (2015).
- ²⁸ Y. Qi, P. G. Naumov, M. N. Ali, C. R. Rajamathi, W. Schnelle, O. Barkalov, M. Hanfland, S.-C. Wu, C. Shekhar, Y. Sun, V. Süß, M. Schmidt, U. Schwarz, E. Pippel, P. Werner, R. Hillebrand, T. Förster, E. Kampert, S. Parkin, R. J. Cava, C. Felser, B. Yan, and S. A. Medvedev, *Nat. Commun.* **7**, 11038 (2016).
- ²⁹ Y. Li, Y. Zhou, Z. Guo, X. Chen, P. Lu, X. Wang, C. An, Y. Zhou, J. Xing, G. Du, X. Zhu, H. Yang, J. Sun, Z. Yang, Y. Zhang, and H.-H. Wen, [arXiv:1611.02548](https://arxiv.org/abs/1611.02548).
- ³⁰ U. Khanna, D. K. Mukherjee, A. Kundu, and S. Rao, *Phys. Rev. B* **93**, 121409 (2016).
- ³¹ Y. Kim, M. J. Park, and M. J. Gilbert, *Phys. Rev. B* **93**, 214511 (2016).
- ³² H. B. Heersche, P. Jarillo-Herrero, J. B. Oostinga, L. M. K. Vandersypen, and A. F. Morpurgo, *Nature* **446**, 56 (2007).
- ³³ H. B. Heersche, P. Jarillo-Herrero, J. B. Oostinga, L. M. Vandersypen, and A. F. Morpurgo, *Solid State Commun.* **143**, 72 (2007).
- ³⁴ Y. Takane and K.-I. Imura, *J. Phys. Soc. Japan* **81**, 094707 (2012).
- ³⁵ C. D. English, D. R. Hamilton, C. Chialvo, I. C. Moraru, N. Mason, and D. J. Van Harlingen, *Phys. Rev. B* **94**, 115435 (2016).
- ³⁶ C. Kurter, A. Finck, Y. S. Hor, and D. J. Van Harlingen, *Nat. Commun.* **6**, 7130 (2015).
- ³⁷ K. Komatsu, C. Li, S. Autier-Laurent, H. Bouchiat, and S. Guéron, *Phys. Rev. B* **86**, 115412 (2012).
- ³⁸ A. Shailos, W. Nativel, A. Kasumov, C. Collet, M. Ferrier, S. Guéron, R. Deblock, and H. Bouchiat, *EPL* **79**, 57008 (2007).
- ³⁹ X. Du, I. Skachko, and E. Y. Andrei, *Phys. Rev. B* **77**, 184507 (2008).
- ⁴⁰ N. Mizuno, B. Nielsen, and X. Du, *Nat. Commun.* **4**, 2716 (2013).
- ⁴¹ M. Titov and C. W. J. Beenakker, *Phys. Rev. B* **74**, 041401 (2006).
- ⁴² C. W. J. Beenakker, *Rev. Mod. Phys.* **80**, 1337 (2008).
- ⁴³ W. Chen, L. Jiang, R. Shen, L. Sheng, B. G. Wang, and D. Y. Xing, *EPL* **103**, 27006 (2013).
- ⁴⁴ C. W. J. Beenakker, *Phys. Rev. Lett.* **67**, 3836 (1991).
- ⁴⁵ C. W. J. Beenakker, in *Transport Phenomena in Mesoscopic Systems*, edited by H. Fukuyama and T. Ando (Springer Berlin Heidelberg, 1992) pp. 235–253.
- ⁴⁶ P. W. Brouwer and C. W. J. Beenakker, *Chaos Soliton Fract* **8**, 1249 (1997).
- ⁴⁷ J. Tworzydło, B. Trauzettel, M. Titov, A. Rycerz, and C. W. J. Beenakker, *Phys. Rev. Lett.* **96**, 246802 (2006).
- ⁴⁸ P. Baireuther, J. M. Edge, I. C. Fulga, C. W. J. Beenakker, and J. Tworzydło, *Phys. Rev. B* **89**, 035410 (2014).
- ⁴⁹ B. Sbierski, G. Pohl, E. J. Bergholtz, and P. W. Brouwer, *Phys. Rev. Lett.* **113**, 026602 (2014).
- ⁵⁰ E. J. Bergholtz, Z. Liu, M. Trescher, R. Moessner, and M. Udagawa, *Phys. Rev. Lett.* **114**, 016806 (2015).
- ⁵¹ M. Trescher, B. Sbierski, P. W. Brouwer, and E. J. Bergholtz, *Phys. Rev. B* **91**, 115135 (2015).
- ⁵² A. A. Soluyanov, D. Gresch, Z. Wang, Q. Wu, M. Troyer, X. Dai, and B. A. Bernevig, *Nature* **527**, 495 (2015).