

Clogging and Jamming Transitions in Periodic Obstacle Arrays

H.T. Nguyen^{1,2}, C. Reichhardt¹, and C. J. Olson Reichhardt¹

¹*Theoretical Division, Los Alamos National Laboratory, Los Alamos, New Mexico 87545 USA*

²*Department of Physics, University of South Florida, Tampa, Florida 33620 USA*

(Dated: November 27, 2021)

We numerically examine clogging transitions for bidisperse disks flowing through a two dimensional periodic obstacle array. We show that clogging is a probabilistic event that occurs through a transition from a homogeneous flowing state to a heterogeneous or phase separated jammed state where the disks form dense connected clusters. The probability for clogging to occur during a fixed time increases with increasing particle packing and obstacle number. For driving at different angles with respect to the symmetry direction of the obstacle array, we show that certain directions have a higher clogging susceptibility. It is also possible to have a size-specific clogging transition in which one disk size becomes completely immobile while the other disk size continues to flow.

A loose collection of particles such as grains or bubbles can exhibit a transition from a flowing liquidlike state to a non-flowing or jammed state as a function of increasing density, where the density ϕ_j at which the system jams is referred to as Point J¹⁻³. One system in which jamming has been extensively studied is a bidisperse two-dimensional (2D) packing of frictionless disks, where the area fraction covered by the disks at Point J is approximately $\phi = 0.84$, and where the system density is uniform at the jamming transition^{1,2,4}. Related to jamming is the phenomenon of clogging, as observed in the flow of grains⁵⁻⁸ or bubbles⁹ through an aperture at the tip of a hopper. The clogging transition is a probabilistic process in which, for a fixed grain size, the probability of a clogging event occurring during a fixed time interval increases with decreasing aperture size. A general question is whether there are systems that can exhibit features of both jamming and clogging. For example, such combined effects could appear in a system containing quenched disorder such as pinning or obstacles where jammed or clogged configurations can be created by a combination of particles that are directly immobilized in a pinning site as well as other particles that are indirectly immobilized through contact with obstacles or pinned particles. In many systems where pinning effects arise, such as for superconducting vortices or charged particles, the particle-particle interactions are long range, meaning that there is no well defined areal coverage density¹⁰ at which the system can be said to jam, so a more ideal system to study is an assembly of hard disks with strictly short range particle-particle interactions. Previous studies have considered the effect of a random pinning landscape on transport in a 2D sample of bidisperse hard disks¹¹, while in other work on the effect of obstacles, the density at which jamming occurs decreases when the number of pinning sites or obstacles increases^{12,13}.

Here we examine a 2D system of bidisperse frictionless disks flowing through a square periodic obstacle array composed of immobile disks with an obstacle lattice constant of a . The total disk density, defined as the area coverage of the mobile disks and the obstacles, is ϕ_t . We find that for ϕ_t far below the obstacle-free jamming density ϕ_j , the system can reach clogged configurations by

forming a phase separated state consisting of a high density connected cluster surrounded by empty regions, and that the clogging probability P_c during a fixed time interval depends on both a and ϕ_t . There is also a strong dependence of P_c on the direction of drive with respect to the obstacle lattice symmetry, with an increase in P_c for certain incommensurate angles. At finite drive angles we observe a novel size-dependent clogging effect in which the smaller disks become completely jammed while a portion of the larger disks continue to flow. This work is relevant for filtration processes¹⁴⁻¹⁶, the flow of discrete particles in porous media^{17,18}, and the flow and separation of colloids on periodic substrates¹⁹⁻²²

Model and Method— We consider a 2D square system of size $L \times L$ where $L = 60$ with periodic boundary conditions in the x and y -directions. The sample contains N_l disks of diameter $\sigma_l = 0.7$ and $N_s = N_l$ disks of diameter $\sigma_s = 0.5$, giving a size ratio of 1 : 1.4. This same size ratio has been studied in previous works examining jamming in bidisperse obstacle-free disk packings, where jamming occurs near a packing fraction of $\phi_j = 0.844$ and is associated with a contact number of $Z = 4.0$ ¹⁻⁴. A total of N_p obstacles are placed in a square lattice with lattice constant a and are modeled as disks of diameter $\sigma_s = 0.5$ held at fixed positions. The initial configuration is prepared by placing the small and large disks in non-overlapping random positions with a uniform density. The disks interact through a repulsive short range harmonic force, $\mathbf{F}_{ij}^{in} = k(\sigma_{ij} - |\mathbf{r}_{ij}|)\Theta(\sigma_{ij} - |\mathbf{r}_{ij}|)\hat{\mathbf{r}}_{ij}$ where $\sigma_{ij} = (\sigma_i + \sigma_j)/2$ is the sum of the radii of disks i and j , $\mathbf{r}_{ij} = \mathbf{r}_i - \mathbf{r}_j$, $\hat{\mathbf{r}}_{ij} = \mathbf{r}_{ij}/|\mathbf{r}_{ij}|$, Θ is the Heaviside step function, and the interaction force drops to zero when the separation $|\mathbf{r}_{ij}| > \sigma_{ij}$. The spring constant is set to $k = 300$ which is large enough to ensure that the overlap between disks for the largest driving force considered in this work remains small. After initialization we apply a constant driving force \mathbf{F}_d to the mobile disks which could arise from a gravity or fluid induced flow. The dynamics for a given disk i at position \mathbf{r}_i is obtained by integrating the following overdamped equation of motion:

$$\eta \frac{d\mathbf{r}_i}{dt} = \sum_{i \neq j}^N \mathbf{F}_{ij}^{in} + \mathbf{F}_d. \quad (1)$$

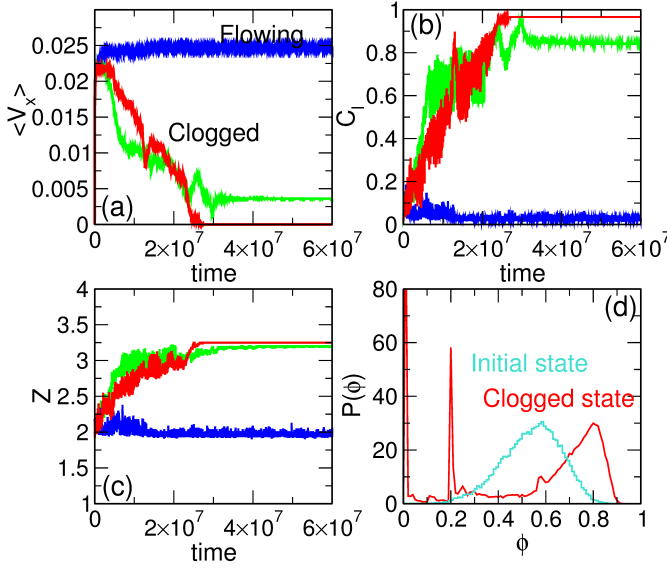


FIG. 1: (a) The average disk velocities $\langle V_x \rangle$, (b) the fraction of disks in a cluster C_l , and (c) the average contact number Z versus time in simulation time steps for a 2D system of bidisperse disks moving through a square periodic obstacle array with total disk density of $\phi_t = 0.54$, lattice constant of $a = 3.0$, and constant external drive $F_d = 0.025$ applied in the positive x -direction. Blue curves: a run in which the disks remain flowing; red curves: a run in which the disks become clogged; green curves: a run in which the disks become partially clogged. (d) Distribution $P(\phi)$ of local disk density ϕ in the initial state (blue) and after reaching a clogged state (red), averaged over 40 clogged realizations.

Here $N = N_s + N_l + N_p$ is the total number of disks and the damping constant η is set to unity. The external driving force is given by $\mathbf{F}_d = F_d(\cos(\theta)\hat{\mathbf{x}} + \sin(\theta)\hat{\mathbf{y}})$, where θ is the angle of the driving direction with respect to the positive x axis. We take $F_d = 0.025$ but, provided F_d is sufficiently small, our results are not sensitive to the choice of F_d . In the absence of obstacles, all the disks move in the driving direction at a speed of F_d . The total disk density ϕ_t is the area fraction covered by the free disks and obstacles, $\phi_t = \frac{1}{4}\pi(N_l\sigma_l^2 + (N_s + N_p)\sigma_s^2)/L^2$. To quantify the clogging transition, we monitor the average velocity of the mobile disks along the x and y directions, $\langle V_{x,y} \rangle = (N_s + N_l)^{-1} \sum_{i=1}^{N_s+N_l} \mathbf{v}_i \cdot (\hat{\mathbf{x}}, \hat{\mathbf{y}})$, where \mathbf{v}_i is the velocity of disk i . To ensure that the system has reached a steady state, we run all simulations for 3×10^8 simulation time steps and average the values of $\langle V_x \rangle$ and $\langle V_y \rangle$ over 10^5 simulation time steps. We define P_c to be the probability that the system will reach a clogged state with $\langle V_x \rangle = 0.0$ after a total of 3×10^8 simulation time steps, and perform 100 realizations for each value of ϕ_t and a .

Results— We first consider the case in which the external drive is applied along the x direction with $\theta = 0$. In Fig. 1(a) we plot $\langle V_x \rangle$ versus time for a system with $\phi_t = 0.54$ and $a = 3.0$. At this obstacle density, we find that the clogging probability $P_c = 1.0$ for $\phi_t > 0.62$,

$P_c \approx 0$ for $\phi_t < 0.52$, and at $\phi_t = 0.54$, the density shown in the figure, $P_c = 0.31$. We illustrate three representative realizations in Fig. 1(a,b,c): one in which the system does not clog but continues to flow, one in which the system clogs completely, and one in which a partial clogging occurs where at least three-quarters of the disks are no longer moving. Due to the nonequilibrium fluctuations, it is possible that if we were to consider a longer time average, the flowing or partially clogged states may fully clog; however, the fully clogged states can never unclog. In realizations that reach a clogged state, the system does not pass instantly from a flowing to a non-flowing state, but instead exhibits a series of steps in which a progressively larger number of disks become clogged, with $\langle V_x \rangle$ continuing to diminish until it reaches zero. This behavior is different from that typically observed in hopper flows, where a single event brings the flow to a sudden and complete halt. The red curve in Fig. 1(a) contains time intervals during which the number of flowing grains, which is directly proportional to the value of $\langle V_x \rangle$, temporarily increases prior to the system reaching a final clogged state with $\langle V_x \rangle = 0$ after 2.5×10^7 simulation time steps. Since there are no thermal fluctuations or external vibrations, once the system is completely clogged, all of the dynamical fluctuations disappear and the system is permanently absorbed into a clogged state. In Fig. 1(b) we plot the fraction C_l of mobile disks that are in the largest connected cluster versus time, while in Fig. 1(c) we show the corresponding average disk contact number Z . For the realization that fully clogs, C_l gradually increases with time, indicating that there is a single growing cluster, while Z also increases. When $\langle V_x \rangle$ reaches zero, $C_l = 0.98$, indicating that almost all the disks have formed a single cluster, while $Z = 3.25$, which is well below the critical value $Z_c = 4.0$ expected at the obstacle-free jamming transition. In contrast, for the system that remains flowing, $\langle V_x \rangle = 0.025$, indicating that almost all of the mobile grains are freely flowing. At the same time, C_l is close to zero and $Z = 2.0$.

In Fig. 2(a) we show an image of the initial uniform density disk configuration for the system in Fig. 1(a) which reaches a clogged state. For the same sample, Fig. 2(b) illustrates the clogged state with $\langle V_x \rangle = 0$. The disks phase separate into a high density connected cluster surrounded by regions devoid of mobile disks. In contrast, Fig. 2(c) shows a late time image of the sample from Fig. 1(a) that remains flowing. Here the overall disk density is uniform and the motion is confined in one-dimensional (1D) channels that run between the rows of obstacles. For the partially clogged state, Fig. 1(b) indicates that the cluster fraction $C_l = 0.84$ is lower than the value $C_l = 0.98$ observed in the fully clogged state. At late times for the partially clogged sample, Fig. 2(d) shows that a large jammed cluster forms, while in the middle of the sample there is a region of uniform disk density through which the grains flow in 1D channels. Thus, the partially clogged state combines features of the clogged and flowing states in Fig. 2(b,c).

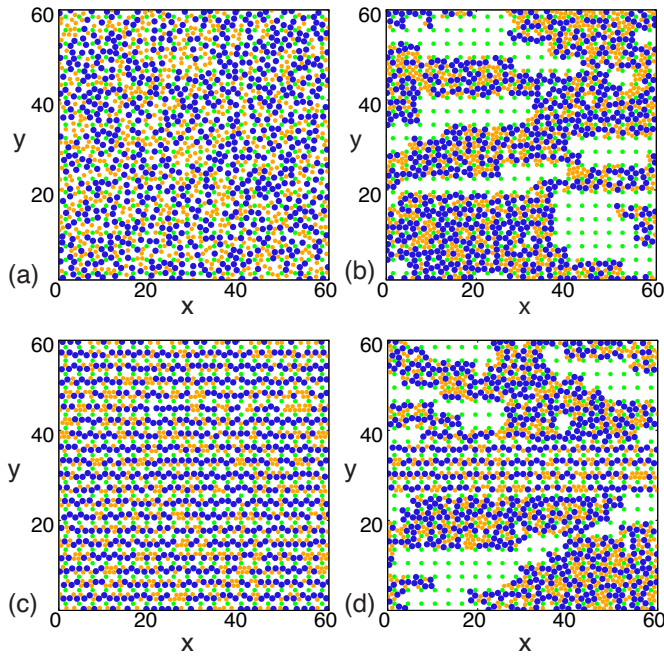


FIG. 2: Images of the obstacle locations (green circles) and the mobile disks (large disks: blue; small disks: orange) for the samples shown in Fig. 1 from systems with $a = 3.0$ and $\phi_t = 0.54$. (a) Initial configuration of the sample that clogs. (b) Final clogged configuration of the same sample. (c) Late time snapshot of the sample that continues to flow. (d) Late time snapshot of the sample that partially clogs.

In Fig. 1(d) we plot the distribution $P(\phi)$ of the local packing density ϕ at initial and late times for a sample that reaches a clogged state. To measure ϕ , we divide the sample into squares of size 2×2 and find the area fraction of each square covered by free disks and obstacles. In the initial state, there is a peak in $P(\phi)$ centered at the total disk density of $\phi_t = 0.54$. In contrast, $P(\phi)$ has multiple peaks in the clogged state centered at $\phi = 0$, corresponding to empty regions, $\phi = 0.2$, corresponding to the obstacle density, and at $\phi = 0.82$, corresponding to the clogged regions which have a density close to the free disk jamming density.

In Fig. 3(a) we plot the clogging probability P_c versus ϕ_t for samples with obstacle lattice constant ranging from $a = 2.5$ to $a = 3.33$. We perform 100 realizations for each value of ϕ_t . When $a = 3.33$, $P_c = 0$ for $\phi_t < 0.79$, and there is a sharp increase to $P_c = 1.0$ at $\phi_t = 0.8$, indicating that when the spacing between obstacles is large, a high density of mobile particles must be introduced in order for the system to clog. We take the critical density ϕ_t^c to be the value of ϕ_t at which P_c passes through $P_c = 0.5$. As a decreases, ϕ_t^c also decreases, and at $a = 2.5$, $\phi_t^c = 0.49$. We do not observe a strictly monotonic decrease in ϕ_t^c with decreasing a since for some values of a there are particular combinations of disk configurations that can better fit in the constraint of a square obstacle lattice. Since our sample size is fixed at

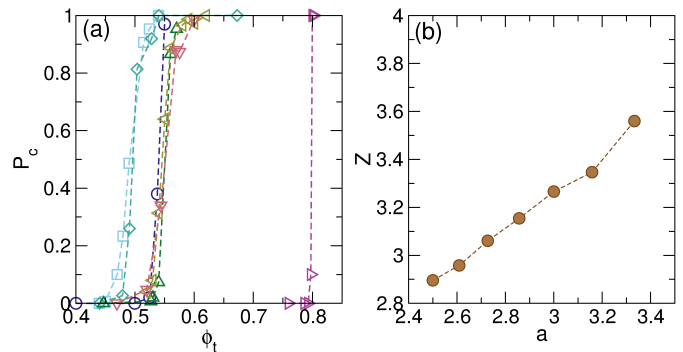


FIG. 3: (a) The fraction P_c of states that clog vs ϕ_t for varied obstacle lattice constant $a = 2.5$ (dark blue circles), 2.609 (light blue squares), 2.727 (light green diamonds), 2.857 (dark green up triangles), 3.0 (orange left triangles), 3.158 (red down triangles), and 3.333 (magenta right triangles). (b) The average value of Z for realizations that clog vs a showing a linear increase in Z with a .

a finite value, the square symmetry of our obstacle lattice constrains us to a discrete number of possible choices of a . By averaging the contact number Z over only realizations that clog, we find a monotonic increase Z with a , as shown in Fig. 3(b), where Z increases from $Z = 2.9$ at $a = 2.5$ to $Z = 3.6$ at $a = 3.33$. In principle, Z will approach the value $Z = 4.0$ for very large values of a or in the limit of a single obstacle when $\phi_t = \phi_j \approx 0.84$; however, the time required to reach clogged states at large a increases well beyond the length of our fixed simulation time window.

Directional dependence and size dependent clogging—We next consider the effect of changing the direction of the drive relative to the symmetry axes of the square obstacle array. In Fig. 4(a) we plot P_c versus the drive angle θ in samples with $\phi_t = 0.527$ and $a = 2.857$. For each value of θ , we perform 100 realizations. Here, $P_c = 0$ for $\theta = 0$, as also shown in Fig. 3(a). As θ increases, a local maximum in P_c with $P_c = 0.3$ appears near $\theta = 10^\circ$. This is followed by a drop to $P_c = 0$ over the range $15^\circ < \theta < 25^\circ$, and an increase to $P_c = 0.98$ for $25^\circ \leq \theta < 40^\circ$, with a dip to $P_c = 0.72$ occurring near $\theta = 45^\circ$. Due to the symmetry of the obstacle lattice, the same features repeat over the range $45^\circ < \theta < 90^\circ$. The increase of P_c near $\theta = 10^\circ$ occurs due to a break down of the 1D channeling that arises for the $\theta = 0^\circ$ flow. Similarly, the dip in P_c near $\theta = 45^\circ$ appears when the disks become able to form 1D channels of flow along the diagonal direction. As θ varies, we find that certain angles, such as $\theta = 0^\circ$ and $\theta = 45^\circ$, allow 1D channeling motion, whereas at drive angles of $25^\circ < \theta < 40^\circ$ there is no easy flow direction so the disks are forced to collide with the obstacles, producing an increase in P_c . In Fig. 4(c) we illustrate a clogged state that is aligned with the driving angle of $\theta = 32^\circ$.

For $20^\circ \leq \theta \leq 24^\circ$ we observe a size-dependent clogging behavior in which the smaller disks become completely clogged while a portion of the larger disks con-

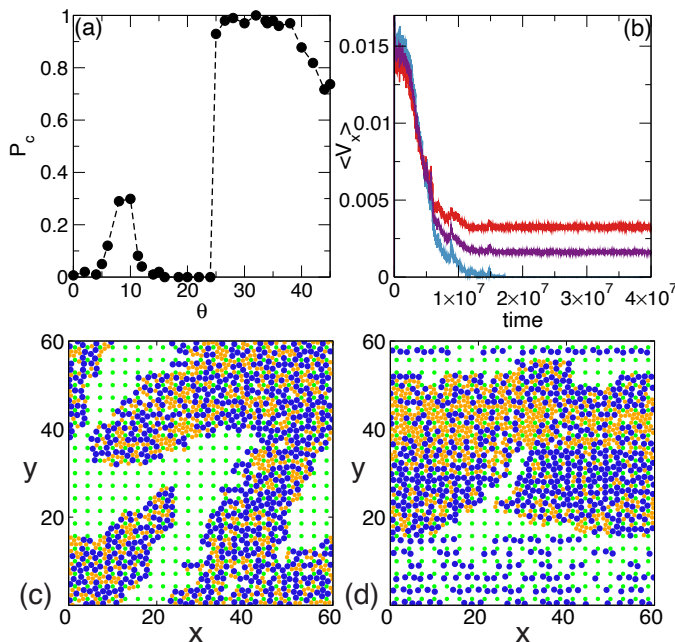


FIG. 4: (a) The fraction P_c of states that clog vs θ , the angle the driving direction makes with the positive x axis, in samples with $\phi_t = 0.5272$ and $a = 2.857$. The susceptibility to clogging is enhanced for $\theta > 25^\circ$. (b) $\langle V_x \rangle$ vs time in simulation time steps for the large disks only (red), the small disks only (blue), and all disks (purple) for a driving angle of $\theta = 20^\circ$. We find a size dependence, with only the smaller disks becoming clogged while the large disks continue to flow. (c) The disk configuration in the clogged state at $\theta = 32^\circ$ from panel (a). (d) The disk configuration for the size-dependent clogged state from panel (b).

continue to flow. In Fig. 4(b) we plot $\langle V_x \rangle$ for the large and small disks separately and for all disks combined for a driving angle of $\theta = 20^\circ$. After 2×10^7 simulation time steps, for the small disks $\langle V_x \rangle = 0$, indicating the complete clogging of the small disks along with a saturation to a steady state flow for the larger disks. This result is counter-intuitive since it might be expected that the larger disks would clog first. In Fig. 4(d) we show a snapshot of the size-dependent clogged state from Fig. 4(b). All of the smaller disks are jammed in a cluster along with a portion of the larger disks, while in the lower density regions there are a number of larger disks undergoing channeling motion along the x -direction. The size-dependent clogging can be understood as a consequence of a directional locking effect^{19–23} in which the flow of

the larger disks remains locked to the $\theta = 0^\circ$ direction of the obstacle lattice while the flow of the smaller disks follows the angle of the drive, which increases the chance for the smaller disks to become clogged. For θ just below $\theta = 20^\circ$, most of the smaller disks are clogged but there are a few that remain mobile. The directional locking effect, in which particles preferentially move along lattice symmetry directions, has been observed for colloids^{19–22} and superconducting vortices²³ moving over periodic substrates. It can be used to perform particle separation by having one species lock to a symmetry direction while the other does not. In our case, the disk size that does not undergo directional locking ends up in a clogged state, suggesting that species separation by selective clogging could be a new method for particle separation.

Conclusion— We have investigated the clogging transition for a bidisperse assembly of frictionless disks moving through a two-dimensional square obstacle array. We find that the probability of clogging during a fixed time interval increases with increasing total disk density ϕ_t and decreases with the obstacle spacing a . For disk densities well below the obstacle-free jamming density, the clogged states are phase separated and consist of a connected high density jammed cluster surrounded by a low density disk-free region. In the clogged state, the contact number Z increases linearly with decreasing obstacle density. We also find that the clogging probability has a strong dependence on the relative angle between the driving direction and the symmetry axes of the square obstacle array. The clogging is enhanced for incommensurate angles such as $\theta = 35^\circ$ where the 1D channeling flow of the disks between the obstacles is suppressed. We also find that for some drive angles there is a size-dependent clogging effect in which the smaller disks become completely clogged while a portion of the larger disks remain mobile. Here the motion of the larger disks remains locked along the x -axis of the obstacle array whereas the smaller disks move in the driving direction. This suggests that selective clogging could be used as a particle separation method.

Acknowledgments

This work was carried out under the auspices of the NNSA of the U.S. DoE at LANL under Contract No. DE-AC52-06NA25396. H.N. gratefully acknowledges support from NSF Grant No. DMR-1555242.

¹ C.S. O’Hern, L.E. Silbert, A.J. Liu, and S.R. Nagel, Jamming at zero temperature and zero applied stress: The epitome of disorder, *Phys. Rev. E* **68**, 011306 (2003).

² J.A. Drocco, M.B. Hastings, C.J. Olson Reichhardt, and C. Reichhardt, Multiscaling at Point J: Jamming is a critical

phenomenon, *Phys. Rev. Lett.* **95**, 088001 (2005).

³ A.J. Liu and S.R. Nagel, The jamming transition and the marginally jammed solid, *Annu. Rev. Condens. Matter Phys.* **1**, 347 (2010).

⁴ C. Reichhardt and C. J. Olson Reichhardt, Aspects of

- jamming in two-dimensional athermal frictionless systems, *Soft Matter* **10**, 2932 (2014).
- ⁵ K. To, P.-Y. Lai, and H.K. Pak, Jamming of granular flow in a two-dimensional hopper, *Phys. Rev. Lett.* **86**, 71 (2001).
 - ⁶ C.C. Thomas and D.J. Durian, Geometry dependence of the clogging transition in tilted hoppers, *Phys. Rev. E* **87**, 052201 (2013).
 - ⁷ A. Garcimartín, J.M. Pastor, L.M. Ferrer, J.J. Ramos, C. Martín-Gómez, and I. Zuriguel, Flow and clogging of a sheep herd passing through a bottleneck, *Phys. Rev. E* **91**, 022808 (2015).
 - ⁸ I. Zuriguel, L.A. Pugnaloni, A. Garcimartín, and D. Maza, Jamming during the discharge of grains from a silo described as a percolating transition, *Phys. Rev. E* **68**, 030301(R) (2003).
 - ⁹ D. Chen, K.W. Desmond, and E.R. Weeks, Topological rearrangements and stress fluctuations in quasi-two-dimensional hopper flow of emulsions, *Soft Matter* **8**, 10486 (2012).
 - ¹⁰ C. Reichhardt and C.J. Olson Reichhardt, Depinning and nonequilibrium dynamic phases of particle assemblies driven over random and ordered substrates: a review, *Rep. Prog. Phys.*, in press.
 - ¹¹ C.J. Olson Reichhardt, E. Groopman, Z. Nussinov, and C. Reichhardt, Jamming in systems with quenched disorder, *Phys. Rev. E* **86**, 061301 (2012).
 - ¹² C. Brito, G. Parisi, and F. Zamponi, Jamming transition of randomly pinned systems, *Soft Matter* **9**, 8540 (2013).
 - ¹³ A.L. Graves, S. Nashed, E. Padgett, C.P. Goodrich, A.J. Liu, and J.P. Sethna, Pinning susceptibility: The effect of dilute, quenched disorder on jamming, *Phys. Rev. Lett.* **116**, 235501 (2016).
 - ¹⁴ S. Redner and S. Datta, Clogging time of a filter, *Phys. Rev. Lett.* **84**, 6018 (2000).
 - ¹⁵ F. Chevoir, F. Gaulard, and N. Roussel, Flow and jamming of granular mixtures through obstacles, *EPL* **79**, 14001 (2007).
 - ¹⁶ N. Roussel, T.L.H. Nguyen, and P. Coussot, General probabilistic approach to the filtration process, *Phys. Rev. Lett.* **98**, 114502 (2007).
 - ¹⁷ D. Liu, P.R. Johnson, and M. Elimelech, Colloid deposition dynamics in flow through porous media: Role of electrolyte concentration, *Environ. Sci. Technol.* **29**, 2963 (1995).
 - ¹⁸ F. Wirner, C. Scholz, and C. Bechinger, Geometrical interpretation of long-time tails of first-passage time distributions in porous media with stagnant parts, *Phys. Rev. E* **90**, 013025 (2014).
 - ¹⁹ P.T. Korda, M.B. Taylor, and D.G. Grier, Kinetically locked-in colloidal transport in an array of optical tweezers, *Phys. Rev. Lett.* **89**, 128301 (2002).
 - ²⁰ M.P. MacDonald, G.C. Spalding, and K. Dholakia, Microfluidic sorting in an optical lattice, *Nature (London)* **426**, 421 (2003).
 - ²¹ Z. Li and G. Drazer, Separation of suspended particles by arrays of obstacles in microfluidic devices, *Phys. Rev. Lett.* **98**, 050602 (2007).
 - ²² A.M. Lacasta, J.M. Sancho, A.H. Romero, and K. Lindenberg, Sorting on periodic surfaces, *Phys. Rev. Lett.* **94**, 160601 (2005).
 - ²³ C. Reichhardt and F. Nori, Phase locking, devil's staircases, Farey trees, and Arnold tongues in driven vortex lattices with periodic pinning, *Phys. Rev. Lett.* **82**, 414 (1999).