



## An information-theoretic approach to machine-oriented music summarization

Francisco Afonso Raposo<sup>a,c,\*\*</sup>, David Martins de Matos<sup>a,c</sup>, Ricardo Ribeiro<sup>b,c</sup>

<sup>a</sup>Instituto Superior Técnico, Universidade de Lisboa, Av. Rovisco Pais, 1049-001 Lisboa, Portugal

<sup>b</sup>Instituto Universitário de Lisboa (ISCTE-IUL), Av. das Forças Armadas, 1649-026 Lisboa, Portugal

<sup>c</sup>INESC-ID Lisboa, R. Alves Redol 9, 1000-029 Lisboa, Portugal

### ABSTRACT

Music summarization allows for higher efficiency in processing, storage, and sharing of datasets. Machine-oriented approaches, being agnostic to human consumption, optimize these aspects even further. Such summaries have already been successfully validated in some MIR tasks. We now generalize previous conclusions by evaluating the impact of generic summarization of music from a probabilistic perspective. We estimate Gaussian distributions for original and summarized songs and compute their relative entropy, in order to measure information loss incurred by summarization. Our results suggest that relative entropy is a good predictor of summarization performance in the context of tasks relying on a bag-of-features model. Based on this observation, we further propose a straightforward yet expressive summarizer, which minimizes relative entropy with respect to the original song, that objectively outperforms previous methods and is better suited to avoid potential copyright issues.

© 2018 Elsevier Ltd. All rights reserved.

### 1. Introduction

Music summarization is an important task in Music Information Retrieval (MIR) which can be categorized into two types: human- and machine-oriented. Human-oriented summarization needs to take into account that humans will consume the summary of the creative artifact (Bartsch and Wakefield, 2005; Cooper and Foote, 2002, 2003; Chai, 2006; Chu and Logan, 2000; Glaczynski and Lukasik, 2011; Peeters et al., 2002; Peeters and Rodet, 2003). Thus, perceptually relevant requirements are at play, such as clarity and coherence, so that people can enjoy listening to the audio summaries. Machine-oriented summarization, however, is agnostic to the fact that it deals with creative artifacts, that is, its purpose is to output a shorter version of the song whose content is optimal, e.g., in terms of relevance and diversity. Generic media-agnostic summarizers have been originally developed for text and transcribed speech (Carbonell and Goldstein, 1998; Erkan and Radev, 2004; Landauer and Dutnais, 1997; Mihalcea and Tarau, 2004; Ribeiro and de Matos, 2011; Zhu et al., 2007) and were also applied to video through subtitles and scripts (Aparício et al., 2016).

These methods have no explicit criteria for taking clarity or coherence into account, yielding undesirable effects in the music summaries (for human consumption), e.g., harsh discontinuities or lack of beat synchronization. However, these summaries are useful for automatic (and optimized) music processing, namely, for genre classification tasks (Raposo et al., 2015, 2016).

In this work, we approach machine-oriented summarization from an information-theoretic perspective: we assess its performance, in a task-agnostic way, by measuring the similarity of probabilistic descriptions of music. We estimate single Gaussian distributions (Single Gaussian Models (SGMs)) of audio descriptions, which provide a high-level, probabilistic explanation of the data. Then, we use the Kullback-Leibler (KL) divergence as a measure of how well an SGM (representing a summary) represents the original data (best represented by its own SGM), which reflects how well a summary clip represents the original song. Thus, we can generically assess the information content of summarized music by simply measuring information loss. The KL divergence has already been applied this way in text summarization by Louis and Nenkova (2013). Moreover, we propose a simple yet expressive method, focusing on minimizing the KL divergence between the original and summarized songs, that objectively outperforms previous state-of-the-art methods and whose summaries are less prone to infringe copyrights. Benefits of using such summarized data in-

\*\*Corresponding author: Tel.: +351-919-360-604

e-mail: [francisco.afonso.raposo@tecnico.ulisboa.pt](mailto:francisco.afonso.raposo@tecnico.ulisboa.pt)  
(Francisco Afonso Raposo)

clude faster processing, less disk space use, more efficient use of bandwidth, and alleviation of potential copyright issues.

We correlate the results of task-agnostic evaluations with proxy task evaluations (i.e., genre classification and emotion regression), validating the use of the KL divergence. We experiment with 2 datasets, each designed for its own proxy task, and the following summarizers: GRASSHOPPER, LexRank, LSA, MMR, and Support Sets. We also summarize using Average Similarity (AvS) and fixed-segments, as continuous baselines, and our proposed Gaussian sampler summarizer. Furthermore, we show that generic summarizers outperform the baselines and that our proposed method outperforms all others, according to all evaluations. These results strengthen and generalize previous conclusions derived by Raposo et al. (2015, 2016).

The rest of the article is organized as follows: section 2 overviews previous work. In section 3, we describe our proposed method. The KL divergence is described in section 4. Section 5 details the experiments. Section 6 reports results on the performance of summaries. Section 7 discusses the results, and Section 8 concludes the paper and considers future work.

## 2. Previous work

The focus of human-oriented music summarization is on extracting an enjoyable summary that people can listen to clearly and coherently. Since we consider summaries exclusively for automatic consumption, music-specific algorithms, as well as many of their issues and requirements, are outside the scope of this paper. A full discussion concerning this and the usage of other audio proxies (such as Gaussian Mixture Models (GMMs)) can be found in Raposo et al. (2016). We employ the following media-agnostic summarizers: Graph Random-walk with Absorbing States that HOPs among PEaks for Ranking (GRASSHOPPER) (Zhu et al., 2007), LexRank (Erkan and Radev, 2004), Latent Semantic Analysis (LSA) (Landauer and Dutnais, 1997), Maximal Marginal Relevance (MMR) (Carbonell and Goldstein, 1998), and Support Sets (Ribeiro and de Matos, 2011). We also consider a music-specific summarizer, AvS (Cooper and Foote, 2002), as a continuous baseline.

Music summarization for machine consumption has already been evaluated in the past by Raposo et al. (2015, 2016), in the contexts of binary and multiclass music genre classification. In those instances, generic summarization methods, which were originally developed for text and speech summarization, were proven to be very effective at machine-oriented music summarization. However, the application of these algorithms to music is not straightforward, since an initial fixed-size segmentation of the songs and a discretization step must be performed in order to map the continuous stream of real-valued audio features to the discrete concepts of phrases and terms (e.g., tf-idf vectors), respectively. This must be done for all of these generic summarizers, since all of them build summaries by ranking phrases and picking the top ranked ones until reaching the required summary length. In turn, the resulting audio summaries are characterized by a concatenation of continuous audio phrases. For instance, if we consider 0.5s terms, 10-term phrases, and a 30s summary, these summarizers output a sum-

mary consisting of a concatenation of six 5s phrases. The difference between these algorithms lies solely in the way they rank phrases. Despite being well-suited for machine-oriented tasks, the process leads to summaries that are not enjoyable to humans, since there usually exist harsh discontinuities between phrases, even though each phrase is a continuous segment. An overview of these methods can be found in Raposo et al. (2016).

## 3. Gaussian sampler summarization

In this section, we propose a novel method for machine-oriented summarization that aims at building summaries whose Gaussian distribution of the data is as close as possible to the Gaussian distribution of the data of original song. Note that this corresponds to building a summary in a way that asymptotically minimizes the KL divergence between both distributions, that is, building a summary that minimizes information loss.

The summarization procedure consists in estimating a multivariate SGM for the original song and, iteratively, drawing synthetic samples from that distribution and picking the closest frame to the sample, using the scale-invariant Mahalanobis distance (Mahalanobis, 1936). We are essentially sampling from the original pool of frames. However, the frames in the audio are rarely exactly equal to the generated samples. Therefore, the distribution of the selected frames will not be exactly equal to the distribution of the samples, namely, their mean will be shifted. In order to minimize this error, we introduce a heuristic that updates a difference vector (initialized as 0), keeping track of the resulting shift and influencing frame selection in every iteration. The following pseudo-code illustrates this procedure:

```

input : A set frames of feature vectors; summary size n
output: A set summary of feature vectors

sgm ← gaussian(frames);
summary ← ∅;
diff ← 0;
while size(summary) < n do
    sample ← sample(sgm) − diff;
    frame ← mahalanobis_argmin(sample, frames);
    diff ← sample − frame;
    summary ← summary ∪ {frame};
    frames ← frames \ {frame};
end

```

**Algorithm 1:** Gaussian sampler summarizer

Note that this greedy algorithm does not guarantee a global minimum of the KL divergence. However, it is simple to implement and effective as validated by the experimental results.

## 4. KL divergence

In this work, we generalize conclusions of previous work by evaluating machine-oriented summarization in an information-theoretic and task-agnostic way, i.e., by computing information loss according to the KL divergence (Kullback and Leibler, 1951). The KL divergence, also called relative entropy, is a non-symmetric measure of the difference between two probability distributions  $p$  and  $q$ . Specifically, the KL divergence of

$q$  from  $p$ ,  $D_{\text{KL}}(p||q)$ , is a measure of information gain achieved by using  $p$  instead of  $q$ . In other words, it is a measure of how much information is lost when  $q$  is used as an approximation of  $p$ . In this work,  $q$  always models some summarized version of the original data, which itself is modeled by  $p$ , so relative entropy is ideal for measuring how much information is lost by the corresponding summarization process. The KL divergence between two Gaussians  $\mathcal{N}_0$  and  $\mathcal{N}_1$  is defined as:

$$D_{\text{KL}}(\mathcal{N}_0||\mathcal{N}_1) = \frac{1}{2}(\text{tr}(\Sigma_1^{-1}\Sigma_0) + (\mu_1 - \mu_0)^\top \Sigma_1^{-1}(\mu_1 - \mu_0) - k + \ln\left(\frac{|\Sigma_1|}{|\Sigma_0|}\right)) \quad (1)$$

where  $k$  is the dimensionality of the Gaussians,  $\mu_i$  and  $\Sigma_i$  are the mean and covariance of Gaussian  $\mathcal{N}_i$ , respectively,  $\text{tr}(\cdot)$  is the trace operator, and  $|\cdot|$  is the determinant operator.

## 5. Experiments

We evaluate summarization by modeling the full and summarized versions of songs with full-covariance SGMs and by computing the KL divergence from each original SGM to each of the corresponding summary SGMs. Since the summarizers perform well at selecting relevant and diverse information (as has been shown in the context of music classification by Raposo et al. (2015, 2016), then we should also be able to observe that performance from an information-theoretic perspective, by measuring relative entropy from original to summary SGMs. We also validate this evaluation by measuring its correlation with the evaluation of proxy tasks (i.e., genre classification and emotion regression). As baselines, we use naive summarization heuristics, namely, the beginning, middle, and end sections of the songs, as well as AvS. These are common practice in MIR tasks, specifically, in Music Information Retrieval Evaluation eXchange (MIREX), where 30s segments are considered. When evaluating the performance of the Gaussian sampler, every other of the previously mentioned summarizers and heuristics are considered as baselines to be compared against.

Note that there are two different feature extraction steps. The first is done by the summarizers, every time a song is summarized. The summarizers output the audio signal (WAV file) corresponding to the selected parts, to be used in the second step, i.e., when estimating the SGMs, classifying genre, or regressing emotion, where other sets of features are extracted from the original and summarized songs. Genre classification is done using Support Vector Machines (SVMs), while emotion regression is done using Support Vector Regressors (SVRs), both implemented by LIBSVM (Chang and Lin, 2011).

### 5.1. Audio Features

In line with Raposo et al. (2016), we compute the first 20 Mel Frequency Cepstral Coefficients (MFCCs) (Davis and Mermelstein, 1980) after a 0.05s, 0.10s, or 0.50s framing of the input signal (no overlap) as summarization features.

We evaluate information loss in a generic way by estimating the SGMs according to 2 different low-level audio descriptions: raw samples and 26-band Mel-scaled frequency spectra (Stevens and Volkman, 1937) extracted from each 0.05s.

When classifying genre, we use a 38-D vector per song, concatenating several state-of-the-art handcrafted features used in several research efforts (Tzanetakis and Cook, 1999; de Leon and Martinez, 2013; Foleiss and Tavares, 2016). These features describe the timbral texture of a music piece, consisting of the mean of the first 20 MFCCs as well as the mean and variance of 9 spectral features: centroid, spread, skewness, kurtosis, flux, rolloff, brightness, entropy, and flatness. These are computed for every non-overlapped 0.05s. We use OpenSMILE (Eyben et al., 2013) for extracting this set of features.

For emotion regression, we use a 162-D vector consisting of the means and standard deviations of frame-based energy features: 10-coefficient audio power (1024-sample frames), total loudness, and 10-D Specific Loudness Sensation Coefficients (SONE) (Pampalk et al., 2002) (256-sample frames with 50% overlap); temporal features (MPEG-7 standard): zero crossing rate (0.001s frames with 90% overlap), temporal centroid, and log-attack time (0.05s frames, no overlap); spectral features (0.05s frames, 50% overlap): centroid, spread, skewness, kurtosis, flatness, entropy, brightness, rolloff, roughness, regularity, 13 MFCCs, and inharmonicity (0.01s frames, 90% overlap); and harmony features (0.2s frames with 95% overlap): tonal centroid (6 chromatic-scale chord projections) and harmonic change (Harte et al., 2006), key strength (12 major and 12 minor), key clarity, and mode (Gómez, 2006). These handcrafted features have been widely used for Music Emotion Recognition (MER) (Yang and Chen, 2011). We use MIR Toolbox (Lartillot and Toivianen, 2007) and Sound Description Toolbox (SDT) (Pampalk, 2004) for extracting these features.

### 5.2. Datasets

The first dataset is a 1250-song 5-genre (250 songs per genre) dataset previously used by Raposo et al. (2016). This dataset consists of full songs (47.94 to 720.06 seconds, average 282.44 seconds) from the genres of Bass, Fado, Hip-hop, Indie Rock, and Trance, and hereafter we refer to it as  $G$ . For this specific dataset, we trim silent segments from the beginning and end of each song as a preprocessing step in order to remove irrelevant information. Machine-oriented summarizers are specifically evaluated on this dataset according to the accuracy obtained when classifying using the corresponding summaries, in addition to the generic evaluation using relative entropy.

The second dataset is a film soundtracks dataset (Eerola and Vuoskoski, 2011) consisting of 360 short continuous segments (10.03 to 37.02 seconds, average 17.35 seconds) of songs annotated with real values describing the emotion dimensions of arousal, valence, and tension (Russell, 1980; Thayer, 1989). Hereafter, we refer to it as  $E$ . Machine-oriented summarizers are specifically evaluated on this dataset according to the regression Mean Squared Error (MSE) and  $R^2$  correlation obtained when doing regression using the corresponding summaries, in addition to the generic evaluation using relative entropy.

### 5.3. Setup

We first compute each summarized version of the original datasets, converted to mono and downsampled to 22050Hz. This translates into summarizing the dataset, each song at a

time, for each algorithm/heuristic and parameter combination we consider. For  $G$ , we consider summary durations from 5s to 30s (every 5s), whereas for  $E$ , we consider summary durations from 1s to 6s (every 1s), since the original signals are shorter. For the beginning, middle, and end sections, we also experimented with summary durations from 35s to 120s (every 5s) in  $G$ . Furthermore, we summarize the datasets with GRASSHOPPER, LexRank, LSA, and Support Sets, for vocabulary sizes ranging from 5% to 30% of the duration of the songs (in frames). We also consider 10-term phrases and use dampened tf-idf term weighting except for LSA, where binary weighting is used (Raposo et al., 2016). We experimented with frame sizes of 0.05s, 0.10s, and 0.50s. When summarizing  $E$  using the phrase-based methods, we exclude the 0.50s frame size experiments since it will lead to the original music files being described by only 2 phrases in many songs (because they are shorter than 15s), which prevents those algorithms from operating normally. For the Gaussian sampler, we experimented both with and without the mean shift correction heuristic.

After summarizing, we estimated full-covariance SGMs for all summaries, for both the raw samples and Mel-scaled spectra audio descriptions. Then, we evaluated how much information is lost by each summary, when compared to the full song, by computing its relative entropy, i.e., the KL divergence from the original SGM to the corresponding summary SGM and take the average of these values for each summarized dataset version. This consists of the generic, task-agnostic evaluation procedure.

Furthermore, we also evaluated each summarized  $G$  version according to the classification accuracy and evaluated each summarized  $E$  version according to the regression MSE and  $R^2$ . We scaled the values of arousal, valence, and tension to fit in the range of -1 to 1. We validated the generic evaluation procedure by computing the Spearman  $\rho$  correlation between the generic performance and the performances of classification and regression, for  $G$  and  $E$ , respectively. All algorithms were implemented in C++, using Eigen (Guennebaud and Jacob, 2010) for matrix operations and Marsyas (Tzanetakis and Cook, 1999) for synthesizing the audio of the summaries.

## 6. Results

We present results comparing the descriptive and discriminative performances of all previously mentioned summarizers. We start by measuring the information loss on both datasets by computing the average over songs of  $D_{KL}(p||q)$  for each summarization setup, where  $p$  is the SGM representing the original song and  $q$  is the SGM representing the summarized song. Then, for dataset  $G$  we compute the classification accuracy for each summarization setup. Note that these values are different from the ones reported by Raposo et al. (2016) because, in this case, we trimmed the silences. Finally, for dataset  $E$ , we perform regression on the 3 emotion dimensions and compute the average MSE and  $R^2$ . We only show the baseline values and the values corresponding to the parameter combination that performed the best on average (over summary durations) for each algorithm. We use  $F$  to refer to frame size and offset (in seconds),  $M$  to refer to the mean-shift heuristic, and  $V$  to refer to vocabulary size (ratio in relation to the total number of frames).

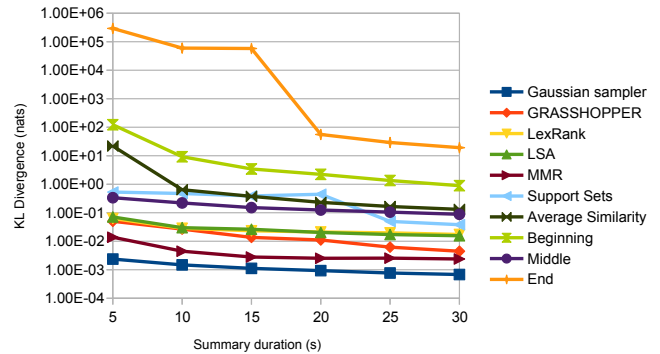


Fig. 1. Raw samples KL divergence (in nats) – Dataset  $G$ .

Figure 1 shows the information loss (logarithmic scale) according to the distribution of raw samples on  $G$ . The middle section was the best continuous baseline, surpassing any of the other segment heuristics, as well as AvS for all durations shown. Note that this is not always true, as the end sections outperform both the beginning and middle sections for durations greater than 70s (not shown in the table). Our new method (0.05  $F$ ,  $M$ ) always outperforms every other approach. We also point to the fact that the mean-shift correction heuristic improves summarization performance. Every generic summarizer outperformed all baselines for all durations, with the exception of Support Sets for durations ranging from 5s to 20s, where it is outperformed by the best continuous baseline (middle sections). Note that 5s summaries produced by the Gaussian summarizer outperform all other summaries, including continuous section baseline summaries up to 120s (not shown in the table).

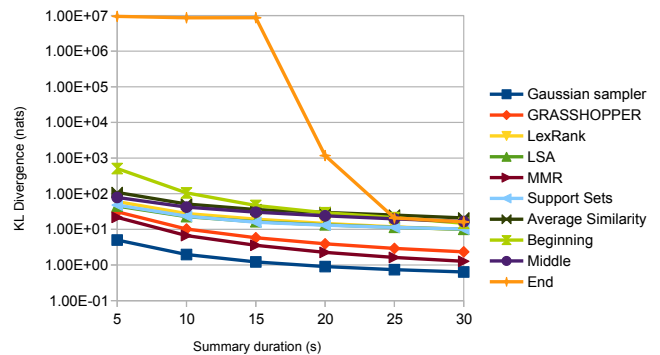


Fig. 2. Log-mel features KL divergence (in nats) – Dataset  $G$ .

Figure 2 shows the information loss (logarithmic scale) according to the distribution of log-mel features on  $G$ . The middle section was the best continuous baseline, surpassing any of the other naive segment selection heuristics as well as AvS in all summary durations except for 30s, where it is outperformed by the beginning and end sections. Once again, our method (0.05  $F$ ,  $M$ ) outperforms every other for all summary durations using the mean-shift heuristic. Every generic summarizer outperformed all continuous baselines for all summary durations.

Note that 15s summaries produced by the Gaussian sampler outperform every other, including continuous section baselines summaries up to 120s (not shown in the table).

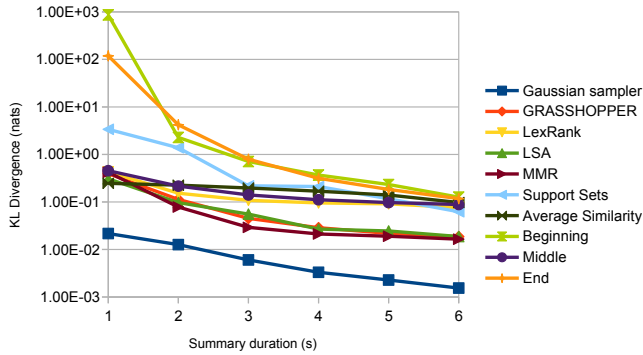


Fig. 3. Raw samples KL divergence (in nats) – Dataset *E*.

Figure 3 shows the information loss (logarithmic scale) according to the distribution of raw samples on *E*. The middle section is the best continuous baseline for all summary durations, except for 1s summaries where it was outperformed by AvS. The Gaussian sampler (0.05 *F*, *M*) always outperforms every other method. Every generic summarizer usually outperforms all continuous baselines, except for Support Sets.

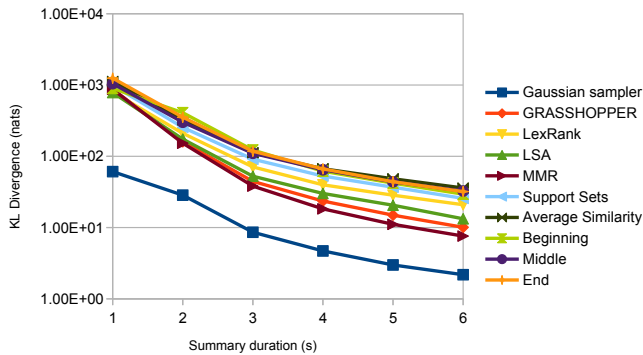


Fig. 4. Log-mel features KL divergence (in nats) – Dataset *E*.

Figure 4 shows the information loss (logarithmic scale) according to the distribution of log-mel features on *E*. The beginning section is the best continuous baseline for all summary durations, except for 2s and 3s summaries where it is outperformed by every other summarizer. The Gaussian sampler (0.05 *F*, *M*) is still the best summarizer for all durations.

Figure 5 shows the music genre classification accuracy on *G*. AvS (0.50 *F*) is the best baseline for all durations shown. The best fixed segment baseline is the middle section. However, this is not always true, as the end section baseline outperforms both the beginning and middle sections for durations greater than 40s (not shown in the table). The Gaussian sampler (0.05 *F*, *M*) is the best performing summarization method for all summary durations except for 20s and 25s. Note that 30s Gaussian sampler summaries are more discriminative than the full songs them-

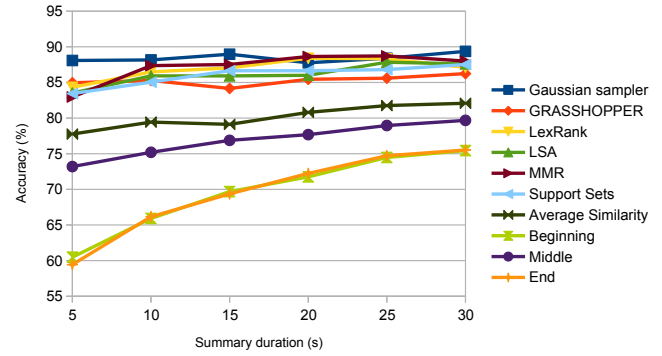


Fig. 5. Classification accuracy (%) – Dataset *G* (Original dataset: 89.28%).

selves and that 5s summaries are more discriminative than almost every other summaries including fixed segment baselines up to 120s, except for 110s end sections (88.96% accuracy).

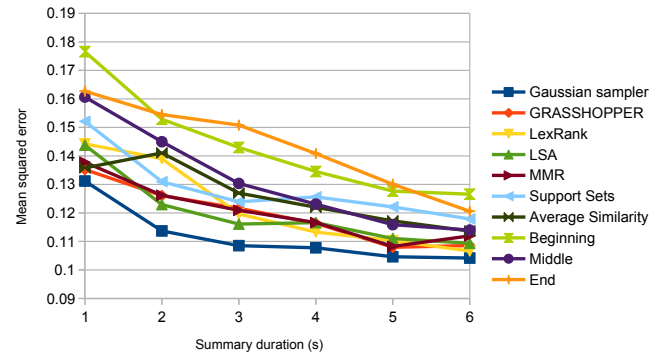


Fig. 6. Regression MSE – Dataset *E* (Original dataset: 0.0966).

Figures 6 and 7 show the music emotion regression MSE and  $R^2$ , respectively, on *E*. AvS (0.50 *F* and 0.10 *F* for MSE and  $R^2$ , respectively) is the best continuous baseline, except for 5s where it is outperformed by the middle section. The Gaussian sampler (0.10 *F*) is the best for all summary durations.

## 7. Discussion

Concerning fixed segment baseline results, it is intuitive to think of the middle segments as being more representative of the whole song than the beginning and end segments, since the beginning and end of songs usually differ from the rest of the song. However, even though we can observe this in both *G* and *E*, this does not hold for longer summary durations. For longer summary durations (e.g. 70s, as observed in *G*), the beginning and end already contain much of the information that is repeated in the middle, thus becoming more representative of the whole song. Meanwhile, the middle sections just accumulate more redundant information that is present in the middle of the song. This is why, at that point, an increase in summary duration is more beneficial to the beginning and end sections.

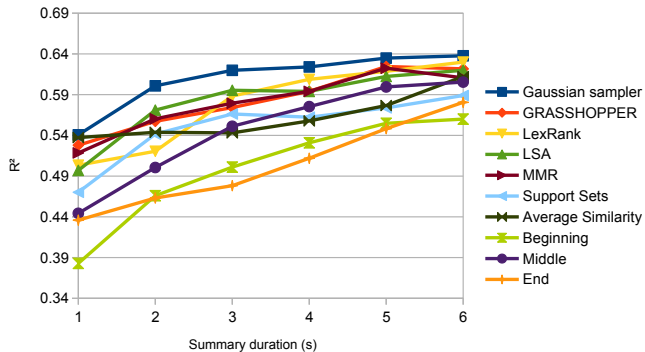


Fig. 7. Regression  $R^2$  – Dataset  $E$  (Original dataset: 0.6631).

The KL divergence results consistently show that generic summarizers lose less information compared to the continuous baselines, which is in line with previous results (Raposo et al., 2015, 2016). Moreover, they also consistently show that the Gaussian sampler outperforms every other summarization method. One could argue that evaluation through relative entropy is biased towards methods that aim at minimizing it. However, we also evaluated summarization through proxy tasks (i.e., classification and regression). The results of both proxy tasks also confirm the superiority of the Gaussian sampler.

When doing classification, the Gaussian sampler is outperformed only on 20s and 25s summaries. This is, however, due to the fact that the classification performance is almost saturated, i.e., it is very close to the performance of full songs. When we reach a certain summary duration, the difference between different summarizers becomes less noticeable when measuring it through proxy tasks (Table 1). After all, there is only so much a specific set of features and classifier can do to separate the classes. This saturation phenomenon also happens with regression albeit less noticeably. This is probably because of the smoother nature of the task results: averaged MSE and  $R^2$  of real-valued predictions of 3 emotion dimensions instead of accuracy on the hard separation between 5 classes. However, in Table 1, we can still see that the average difference between the Gaussian sampler performance and of other summarizers is lessened as the duration increases. This means that, even though it is noteworthy that the Gaussian sampler 30s summaries outperform the full songs (with less than one ninth of the duration), the real strength of this method is how short its summaries need to be in order to be close to the saturation level. The classification experiments show that 5s summaries (which is less than 56 times the duration of the original songs) achieve 88.08% accuracy which is greater than, for instance, any 30s summaries from other methods. In fact, a Wilcoxon signed-rank test on the confusion matrices that resulted from this 5s summaries classification and full songs classification revealed that there is no statistically significant difference of using these 5s summaries from using full songs (p-value 0.1411).

We showed that the Gaussian sampler loses less information than all baselines, according to relative entropy. We also showed that the Gaussian sampler outperforms all baselines,

Table 1. Average performance difference

Metric	1s/5s	2s/10s	3s/15s	4s/20s	5s/25s	6s/30s
Acc.	4.24	2.14	2.70	1.34	1.07	2.06
MSE	0.0114	0.0153	0.0119	0.0099	0.0073	0.0067
$R^2$	0.0373	0.0507	0.0392	0.0334	0.0245	0.0235

according to two different proxy tasks using datasets with very different characteristics. Furthermore, we claim that relative entropy is a good and generic measure (since it does not rely on proxy tasks) of summarization performance. In order to numerically verify that claim, we computed the Spearman  $\rho$  correlation between each of relative entropy results and each of the proxy task results, taking into account all different summarization setups (i.e., 433 dataset versions in  $G$ , and 253 dataset versions in  $E$ ). There is a strong correlation between the performance measured by relative entropy (raw samples and log-mel spectra) and each proxy task evaluation: lower information loss means higher classification accuracy (-0.797 and -0.719), lower regression MSE (0.852 and 0.908), and higher regression  $R^2$  (-0.845 and -0.907). These values clearly suggest that relative entropy is a good generic predictor of summarization performance in the context of tasks that rely on a bag-of-features representation of objects. Intuitively, this makes sense, since representations based on bag-of-features consist necessarily of statistical descriptors of the feature distributions. Therefore, a summary whose probability distribution of features is as close as possible to the probability distribution of the features of the original object will generate similar statistical descriptors to those generated from the original object. Moreover, the fact that a summarizer aiming at minimizing relative entropy between the original and summarized data achieves state-of-the-art performance, even when evaluated by proxy tasks, further strengthens the claim that this information-theoretic way of measuring summary content is relevant for this type of tasks.

Relative entropy can measure the amount of information loss incurred by a summarizer. Thus, a summary providing a good statistical description of the original data will likely be very useful for any bag-of-features-based discriminative task, since the performance of these tasks is based on frame-level feature statistics. This work demonstrates this in two complementary ways: it shows there is a correlation between the performance in proxy tasks and information loss measured as accuracy/MSE/ $R^2$  and relative entropy, respectively; and it shows that our proposed method, which minimizes information loss, achieves state-of-the-art performance, according to all evaluations performed, in machine-oriented summarization. Furthermore, relative entropy seems to reveal subtle differences in summarization performance which are blurred out by the evaluation of proxy tasks (due to the saturation phenomenon), thereby having another advantage over proxy evaluations.

Our Gaussian sampler summarizer has several advantages for machine-oriented summarization against other generic summarizers. As opposed to previous state-of-the-art summarizers, that have several parameters to tune, the Gaussian sampler only has to consider framing (also shared by the others). This means that we no longer have the issue of finding a good vocabulary size for discretizing the frames, since no discretization is

necessary. Furthermore, the smaller the frames, the longer it takes to compute the vocabulary, which makes it prohibitively expensive to compute (e.g., we found it would take too much time to try 0.05s framing for these methods, even in an experimental setting). Fine-tuning is also a problem for phrase size and, more importantly, term weighting, which is an aspect that some generic summarizers are very sensitive to (Raposo et al., 2016). Moreover, the benefits of machine-oriented summarization range from faster processing to more efficient use of bandwidth but they also include alleviating copyright issues: since the whole song is not present and the summary clip is not a continuous segment, it will not serve as enjoyment for potential listeners. Informal listening revealed that summaries with small frame sizes can even be perceived as noise. This means that MIR datasets can be more easily distributed among the research community. The Gaussian sampler summarizer is much better in making the clip not enjoyable. This is because it picks one frame at a time resulting in many more discontinuities, as opposed to summarizers that pick whole phrases of frames.

## 8. Conclusions and future work

We generically evaluated machine-oriented music summarization in the context of bag-of-features-based tasks. Our contribution is two-fold: (1) we validated the use of the relative entropy as a generic summarization evaluation measure, by showing it is a good predictor of task-specific evaluation measures, for both music genre classification and music emotion regression; and (2) we proposed a novel and simple method for machine-oriented summarization that leverages (1) by using relative entropy from the original song to the summarized song as a criterion to be minimized. Our new method, while simple, is powerful and objectively outperforms previous state-of-the-art methods as well as facilitates dataset sharing within the MIR community by reducing the risks of copyright infringement.

Future work includes studying topic modeling and summarization to better understand the semantics of both as well as tweaking these algorithms for human-oriented summarization.

## Acknowledgments

This work was supported by national funds through Fundação para a Ciência e a Tecnologia (FCT) with reference UID/CEC/50021/2013.

## References

- Aparício, M., Figueiredo, P., Raposo, F., de Matos, D.M., Ribeiro, R., Marujo, L., 2016. Summarization of films and documentaries based on subtitles and scripts. *Pattern Recognition Letters* 73, 7–12.
- Bartsch, M.A., Wakefield, G.H., 2005. Audio thumbnailing of popular music using chroma-based representations. *IEEE Trans. on Multimedia* 7, 96–104.
- Carbonell, J., Goldstein, J., 1998. The use of mmr, diversity-based reranking for reordering documents and producing summaries, in: *Proc. of the 21st Annual Intl. ACM SIGIR Conf.*, pp. 335–336.
- Chai, W., 2006. Semantic segmentation and summarization of music: Methods based on tonality and recurrent structure. *IEEE SPM* 23, 124–132.
- Chang, C.C., Lin, C.J., 2011. Libsvm: A library for support vector machines. *ACM Trans. on Intelligent Systems and Technology* 2, 27:1–27:27.
- Chu, S., Logan, B., 2000. Music Summary using Key Phrases. Technical Report. Hewlett-Packard Cambridge Research Laboratory.
- Cooper, M., Foote, J., 2002. Automatic music summarization via similarity analysis, in: *Proc. of the 3rd ISMIR Conf.*, pp. 81–85.
- Cooper, M., Foote, J., 2003. Summarizing popular music via structural similarity analysis, in: *Proc. of the IEEE Workshop on Applications of Signal Processing to Audio and Acoustics*, pp. 127–130.
- Davis, S.B., Mermelstein, P., 1980. Comparison of parametric representations for monosyllabic word recognition in continuously spoken sentences. *IEEE Trans. on Acoustics, Speech, and Signal Processing* 28, 357–366.
- Eerola, T., Vuoskoski, J.K., 2011. A comparison of the discrete and dimensional models of emotion in music. *Psychology of Music* 39, 18–49.
- Erkan, G., Radev, D.R., 2004. Lexrank: Graph-based lexical centrality as salience in text summarization. *JAIR* 22, 457–479.
- Eyben, F., Weninger, F., Gross, F., Schuller, B., 2013. Recent developments in opensmile, the munich open-source multimedia feature extractor, in: *Proc. of the 21st ACM Intl. Conf. on Multimedia*, pp. 835–838.
- Foleiss, J.H., Tavares, T., 2016. A spectral bandwise feature-based system for the mirex 2016 train/test task, in: *Submission to Audio Classification (Train/Test) Tasks of MIREX 2016*.
- Glaczynski, J., Lukaszik, E., 2011. Automatic music summarization: A “thumb-nail” approach. *Archives of Acoustics* 36, 297–309.
- Guennebaud, G., Jacob, B., 2010. Eigen v3. <http://eigen.tuxfamily.org>.
- Gómez, E., 2006. Tonal Description of Music Audio Signals. Ph.D. thesis. Universitat Pompeu Fabra.
- Harte, C., Sandler, M., Gasser, M., 2006. Detecting harmonic change in music audio, in: *Proc. of the ACM Workshop on Audio and Music Computing Multimedia*, pp. 21–26.
- Kullback, S., Leibler, R., 1951. On information and sufficiency. *Annals of Mathematical Statistics* 22, 79–86.
- Landauer, T.K., Dumais, S.T., 1997. A solution to plato’s problem: The latent semantic analysis theory of acquisition, induction, and representation of knowledge. *Psychological Review* 104, 211–240.
- Lartillot, O., Toivianen, P., 2007. Mir in matlab (ii); a toolbox for musical feature extraction from audio, in: *Proc. of the 8th ISMIR Conf.*, pp. 127–130.
- de Leon, F., Martinez, K., 2013. Using timbre models for audio classification, in: *Submission to Audio Classification (Train/Test) Tasks of MIREX 2013*.
- Louis, A., Nenkova, A., 2013. Automatically assessing machine summary content without a gold standard. *Computational Linguistics* 39, 267–300.
- Mahalanobis, P.C., 1936. On the generalized distance in statistics. *Proc. of the National Institute of Sciences of India* 2, 49–55.
- Mihalcea, R., Tarau, P., 2004. Textrank: Bringing order into texts, in: *Proc. of the 9th Conf. on Empirical Methods in NLP*, pp. 404–411.
- Pampalk, E., 2004. A matlab toolbox to compute music similarity from audio, in: *Proc. of the 5th ISMIR Conf.*, pp. 254–257.
- Pampalk, E., Rauber, A., Merkl, D., 2002. Content-based organization and visualization of music archives, in: *Proc. of the 10th ACM Intl. Conf. on Multimedia*, pp. 570–579.
- Peeters, G., La Burthe, A., Rodet, X., 2002. Toward automatic music audio summary generation from signal analysis, in: *Proc. of the 3rd ISMIR Conf.*, pp. 94–100.
- Peeters, G., Rodet, X., 2003. Signal-based music structure discovery for music audio summary generation, in: *Proc. of the 29th ICMC*, pp. 15–22.
- Raposo, F., Ribeiro, R., de Matos, D.M., 2015. On the application of generic summarization algorithms to music. *IEEE SPL* 22, 26–30.
- Raposo, F., Ribeiro, R., de Matos, D.M., 2016. Using generic summarization to improve music information retrieval tasks. *IEEE/ACM Trans. on Audio, Speech and Language Processing* 24, 1119–1128.
- Ribeiro, R., de Matos, D.M., 2011. Revisiting centrality-as-relevance: Support sets and similarity as geometric proximity. *JAIR* 42, 275–308.
- Russell, J.A., 1980. A circumplex model of affect. *J. of Personality and Social Psychology* 39, 1161–1178.
- Stevens, S.S., Volkman, J., 1937. A scale for the measurement of the psychological magnitude pitch. *J. of the Acoustical Society of America* 8, 185–190.
- Thayer, R.E., 1989. *The Biopsychology of Mood and Arousal*. OUP.
- Tzanetakis, G., Cook, P., 1999. Marsyas: A framework for audio analysis. *Organised Sound* 4, 169–175.
- Yang, Y.H., Chen, H.H., 2011. *Music Emotion Recognition*. CRC Press.
- Zhu, X., Goldberg, A.B., Gael, J.V., Andrzejewski, D., 2007. Improving diversity in ranking using absorbing random walks, in: *Proc. of the 5th NAACL - Human Language Technologies Conf.*, pp. 97–104.