

Whiteout: Gaussian Adaptive Noise Injection Regularization in Deep Neural Networks

Yinan Li and Fang Liu

Abstract—Noise injection (NI) is an efficient technique to mitigate over-fitting in neural networks (NNs). The Bernoulli NI procedure as implemented in dropout and shakeout has connections with l_1 and l_2 regularization for the NN model parameters. We propose whiteout, a family NI regularization techniques (NIRT) through injecting adaptive Gaussian noises during the training of NNs. Whiteout is the first NIRT that imposes a broad range of the l_γ sparsity regularization ($\gamma \in (0, 2)$) without having to involving the l_2 regularization. Whiteout can also be extended to offer regularizations similar to the adaptive lasso and group lasso. We establish the regularization effect of whiteout in the framework of generalized linear models with closed-form penalty terms and show that whiteout stabilizes the training of NNs with decreased sensitivity to small perturbations in the input. We establish that the noise-perturbed empirical loss function (pelf) with whiteout converges almost surely to the ideal loss function (ilf), and the minimizer of the pelf is consistent for the minimizer of the ilf. We derive the tail bound on the pelf to establish the practical feasibility in its minimization. The superiority of whiteout over the Bernoulli NIRTs, dropout and shakeout, in learning NNs with relatively small-sized training sets and non-inferiority in large-sized training sets is demonstrated in both simulated and real-life data sets. This work represents the first in-depth theoretical, methodological, and practical examination of the regularization effects of both additive and multiplicative Gaussian NI in deep NNs.

Index Terms—bridge regularizer, elastic net, sparsity, stability and robustness, consistency; backpropagation

I. INTRODUCTION

Deep NNs are prone to over-fitting given the large amounts of parameters involved in the multiplicity of layers and the large number of nodes. Some of the earlier approaches to mitigate overfitting include unit pruning [1, 2], weight pruning [3], l_2 regularization (weight decay) [4], max-norm [5], and early stopping [6, 7], among others. There is also a resurgent of noise injection (NI) regularization techniques (NIRT), including dropout [8, 9], dropconnect [10], maxout [11], shakeout [12]. In the rest of this section, we briefly discuss the existing NIRTs and then propose whiteout, a family of NIRTs that not only impose similar regularization effects as some of the existing NIRTs, but also bring in new regularization types for mitigating overfitting in NNs in a more efficient manner than some existing NIRTs in some settings.

A. Existing work on NIRTs in NNs

NI improves the generalization ability of a trained NN, especially in fully connected NN layers. Some of the early

work of NIRTs in NNs appeared in the 1980's and 1990's. For example, Plaut et al. [13] and Sietsma and Dow [14] found experimentally that adding noise to the input during the training of a NN via the back-propagation had a remarkable effect on the generalization capability of the network. Holmstrom and Koistinen [15] examined feedforward NNs and suggested that injecting noises to training samples can be regarded as drawing samples from the kernel density estimation of the true density. However, they did not establish that NI improves the generalization error of a trained NN. Matsuoka [16] formulated the NIRT in the input nodes as a way to decrease the sensitivity of a learned NN to small perturbations. Grandvalet et al. [17] examined the theoretical properties and offered an explanation on the improved generalization of Gaussian NI (with a constant variance) to the input nodes via connecting NI with heat kernels. None of the work examined the regularization effects of NIRTs on NN parameters.

With the reactivation of deep learning since 2006 [18], the research and application of NIRTs also enjoy a resurgence. The recent NIRTs, including dropout, dropconnect, standout, and shakeout, can all be viewed as injecting Bernoulli noises into a NN during training. In dropout, nodes in the input or the hidden layers are randomly dropped with some fixed probabilities during the training of a deep NN. Dropout has been shown to yield the l_2 regularization on the NN parameters in the framework of generalized linear models (GLMs) [8]. Various extensions to dropout have been also proposed. Maxout facilitates optimization and improves the accuracy of dropout with a new activation function [11]. Fast dropout speeds up the computation of dropout via a Gaussian approximation instead of randomly dropping nodes [19]. Dropconnect applies Bernoulli noises to weights instead of nodes [10]. Partial dropout/dropconnect combines weight decay, model averaging, and network pruning; and regularizes restricted Boltzmann machines (RBMs) [20]. Standout or adaptive dropout trains NNs jointly with a binary belief network that selectively sets nodes to zero [21]. Shakeout extends the l_2 regularization in dropout by applying multiplicative adaptive Bernoulli noises to input and hidden nodes during training to achieve a combined l_1 and l_2 regularization effect [12]. The l_1 and l_2 regularization can also be realized by imposing the Laplace and Gaussian priors on NN parameters, respectively, in a variational Bayesian framework [22].

Gaussian NI in NNs was briefly discussed in Graves [22] from a Bayesian perspective. Srivastava et al. [9], motivated by the Bernoulli NI in dropout, suggested multiplicative Gaussian noises with mean 1 and a constant variance. They compared its performance with Bernoulli NI in the MNIST

Department of Applied and Computational Mathematics and Statistics
University of Notre Dame, Notre Dame, IN 46556, U.S.A.
email: fang.liu.131@nd.edu

We thank Mr. Ruoyi Xu for running the MNIST and CIFAR-10 experiments.

and CIFAR-10 data when the variances of the two types of noises were designed to be the same, and found the Gaussian multiplicative NI was comparable or slightly better. However, they provided no theoretical exploration. Kang et al. [12] demonstrated empirically that multiplicative Gaussian NI with a fixed variance appeared to yield very similar performance as dropout in regularizing the weight parameters in NNs. In summary, existing research on Gaussian NIRTs is limited in scope and depth, and the methodological, theoretical, and empirical investigation lacks on how Gaussian NI can help to regularize NNs and how it compares with Bernoulli NI.

B. Our Contributions

We propose and study *whiteout*, a family of NIRTs, that injects adaptive Gaussian noises during the training of a NN (“adaptive” in this context refers to that the variance term of the injected noises is a function of the weight parameters that changes with the weight updates during training). Our contributions are summarized below.

- 1) To the best of our knowledge, this is the first in-depth work that explores the regularization effects of Gaussian NIRTs from the methodological, theoretical, and empirical perspectives.
- 2) We propose *whiteout* as a *family* of various NIRTs rather than a single NIRT. By setting the three tuning parameters, *whiteout* not only leads to the l_2 regularization and the $l_1 + l_2$ regularization, but also brings in new NIRTs that connect with a wide range of regularizers commonly used in statistical training of large regression models, such as lasso, bridge, adaptive lasso, and group lasso. *Whiteout* is the first NIRT that can impose the l_1 constraint, and more broadly speaking, the l_γ sparsity constraint ($\gamma \in (0, 2)$), without having to include the l_2 regularization component (the Bernoulli NIRT dropout leads to the l_2 regularization, while shakeout introduces the $l_1 + l_2$ regularization).
- 3) We show in both simulated and real-life experiments that *whiteout* outperforms Bernoulli NIRTs (e.g., dropout and shakeout) when the training size is small with its effectiveness in imposing flexible sparsity constraints on NN parameters. As such, *whiteout* can effectively discount noisy and irrelevant input and hidden features in prediction.
- 4) We establish *whiteout* as an effective regularization technique from the following perspectives: first, *whiteout* is associated with a penalized objective function with a closed-form penalty term for model complexity in generalized linear models; second, *whiteout* can be regarded as a technique to improve robustness and decrease the sensitivity of a learned NN model to small perturbations in data.
- 5) We provide a thorough investigation of theoretical properties of the *whiteout* noise perturbed empirical loss function (pelf) and its almost sure (a.s.) convergence toward the ideal loss function (ilf), and the consistency of the minimizer of the pelf to the minimizers of the ilf. The theoretical conclusions can also be extended to other NIRTs under the same regularity conditions. Though there existed previous work along the same lines (e.g., Grandvalet et al. [17], Holmstrom and Koistinen [15]), they only examined

- NI in the input nodes and when noises are sampled from a distribution of fixed variances. To the best of our knowledge, this work is the first on establishing the a.s. convergence of the pelf (to the ilf), the consistency of its minimizer, and its fluctuation (tail bound) around its expectation with respect to the distribution of injected noises when NI occurs in both the input and hidden layers and when the variances of Gaussian noises change during training (aka “adaptive”).
- 6) We develop a backpropagation (BP) procedure that easily incorporates the *whiteout* NI during training (App. H)
 - 7) We show that *whiteout* can also be applied to unsupervised learning, such as RBMs and auto-encoders (App. K).

In what follows, we first introduce *whiteout* and demonstrate the selection of the tuning parameters (Section II). We then establish the regularization effects of *whiteout* by formulating the noise injected optimization as a penalized likelihood problem in the context of generalized linear models (Section III-A) and show that *whiteout* stabilizes a learned NN with robustness to small external perturbation (Section III-B). We illustrate the applications of *whiteout* in simulated and real-life data experiments and compare its prediction accuracy against dropout, shakeout, and no regularization (Sections V and VI). We end the discussion in Section VII with some final remarks.

II. WHITEOUT

Gaussian NI can be either additive or multiplicative, both of which have appeared in the literature and both are assumed to have a constant variance. For completeness, we present both the additive and multiplicative *whiteout* noises (Sections II-A and II-C). We compare their performance in prediction through experiments (Section V and VI), and briefly discuss the pros and cons of each in Section VII.

A. Additive Noise in Whiteout

For *whiteout* with additive noise, a noise term is drawn from the Gaussian distribution and then added to the original node value in the input or hidden layers. Let l be the index for layers ($l = 1, \dots, L - 1$, and L is the output layer), and j be the index for the nodes in layer l ($j = 1, \dots, m^{(l)}$), and the weight connecting the j -th node in layer l and the k -th node in layer $l + 1$ is denoted by $w_{jk}^{(l)}$. The perturbed j -th node in layer l $\tilde{X}_j^{(l)}$ is given by

$$\tilde{X}_j^{(l)} = X_j^{(l)} + e_{jk}, \text{ where } e_{jk} \stackrel{\text{ind}}{\sim} N\left(0, \sigma^2 |w_{jk}^{(l)}|^{-\gamma + \lambda}\right). \quad (1)$$

The *whiteout* noise is *adaptive* in the sense that its variance is a function of $w_{jk}^{(l)}$, which keeps being updated during training. $\sigma^2 \geq 0$, $\lambda \geq 0$, and $\gamma \in (0, 2)$ are tuning parameters, the interpretation and selection of each are presented in Sec II-B. Once these tuning parameters are chosen, they will be fixed throughout the training process.

B. Interpretation and Specification of Tuning Parameters

The larger σ^2 and λ are, the more regularization effects there will be on the weights (more weights being shrunk towards or set around 0). The ratio of σ^2 and λ determines

the relative regularization effects between sparsity and l_2 on the weight parameter in a NN. When $\sigma^2 = 0$, weights are regularized in the l_2 fashion. When $\lambda = 0$, some type of $l_{2-\gamma}$ regularization (sparsity) will be imposed on weights, and what type depends the value of γ . For example, when $\gamma = 1$, the sparsity regularization is l_1 ; when $\gamma \rightarrow 2$, the sparsity regularization approaches l_0 .

In the practical implementation of whiteout, while all the tuning parameters could be chosen by the cross validation (CV), it can be challenging computationally given there are three of them. Instead, we recommend users first specify values for one or two tuning parameters based on what type of regularization they would like to achieve when training a NN, and then leave one or two tuning parameters to be selected by the CV. For example, setting $\sigma^2 = \lambda$ would lead to a regularization somewhere between sparsity and l_2 , and we then apply the CV to choose γ and $\sigma^2 = \lambda$ alternatively. In addition, the magnitude of Gaussian noises should be kept below the fluctuation of the input; otherwise, it could result in underfitting and lead to biased predictions. The tuning of γ controls the type of sparsity regularization $l_{2-\gamma}$. Our empirical studies suggest that a good γ can often be found in the neighborhood of (0.5, 1.5). $\gamma \rightarrow 2$ could lead to poor predictions due to large injected noises; and $\gamma \rightarrow 0$ yields minimal sparsity regularization on top of l_2 . If users prefer not to tune γ to save on computational cost, γ may be fixed at 1 without significantly affecting the prediction accuracy.

Listed in Table I are some examples of the whiteout noise by setting the tuning parameters at some specific values (for notation simplicity, w_{jk} is used in place of $w_{jk}^{(l)}$). These examples also help to better understand the functionality of each tuning parameter. The names of the noise types are motivated by the regularization effect that each brings in the

whiteout $e_{jk} \sim N(0, \sigma^2 w_{jk} ^{-\gamma + \lambda})$		
tuning parameter	regularization effect	noise name & distribution
$\lambda = 0$	bridge $l_{2-\gamma}$ [23]	Gaussian bridge (gab) $e_{jk} \sim N(0, \sigma^2 w_{jk} ^{-\gamma})$
$\lambda = 0, \gamma = 1$	lasso l_1 [24]	Gaussian lasso (gala) $e_{jk} \sim N(0, \sigma^2 w_{jk} ^{-1})$
$\sigma^2 = 0$	ridge l_2	Gaussian ridge (gar) $e_{jk} \sim N(0, \lambda)$
$\gamma = 1$	elastic net (EN) $l_1 + l_2$ [25]	Gaussian EN (gen) $e_{jk} \sim N(0, \lambda)$
extensions of whiteout (see the text below the table)		
regularization effect	noise distribution	
adaptive lasso [26]	Gaussian adaptive lasso (gaala) $e_{jk} \sim N(0, \sigma^2 (w_{jk})^{-1} \hat{w}_{jk} ^{-\gamma})$	
group lasso [27]	Gaussian group (gag) $e_{jk(g)} \sim N(0, \sigma^2 (\mathbf{w}'_g \mathbf{K}_g \mathbf{w}_g)^{1/2} (p_g w_{jk}^2)^{-1})$ for groups $g = 1, \dots, G$	

Table I

EXAMPLE OF WHITEOUT NOISE TYPES AND WHITEOUT EXTENSIONS AND THEIR REGULARIZATION EFFECTS

context of GLMs (detailed in Section III-A). The table also lists some extensions to the basic whiteout noise type to yield more types of regularization effects, such as the adaptive lasso

and the group lasso. The adaptive lasso was introduced in the regression setting and is an improvement over the lasso with its oracle properties [26], and the group lasso was introduced to allow predefined groups of attributes to be selected into or out of a regression model together [27]. In the setting whiteout noise, \hat{w}_{ij} in the gala noise is a weight estimate, say as learned from a deep learning algorithm without regularization. The gag whiteout noise can be applied to penalize predefined groups of input nodes. The number of groups in the input nodes is denoted by G , and the size of group g by p_g for $g = 1, \dots, G$, and \mathbf{w}_g contains all the weights associated with the input nodes X_j from group g ($j = 1, \dots, p_g$), and \mathbf{K}_g is a positive-definite matrix. When $p_1 = \dots = p_G = 1$ (one node per group), the gag noise reduces to the gala noise. While the gab, gen and gala noises can be injected to both input and hidden nodes, the gag noise makes the most sense in perturbing the input nodes since grouping of hidden nodes, which represent abstract features that do not necessarily have any physical meanings, are hard to justify.

C. Multiplicative Noise in Whiteout

In addition to the additive noise, whiteout can also inject multiplicative noises in a NN. Using the same notations as in Section II-A,

$$\tilde{X}_j^{(l)} = X_j^{(l)} \epsilon_{jk}, \text{ where } \epsilon_{jk} \stackrel{\text{ind}}{\sim} N\left(1, \sigma^2 |w_{jk}^{(l)}|^{-\gamma + \lambda}\right) \quad (2)$$

$$= X_j^{(l)} + e'_{jk}, \text{ where } e'_{jk} \stackrel{\text{ind}}{\sim} N\left(0, \left(X_j^{(l)}\right)^2 \left(\sigma^2 |w_{jk}^{(l)}|^{-\gamma + \lambda}\right)\right) \quad (3)$$

Though the multiplicative noise can be re-expressed in terms of an additive noise (Eqn 3), the dispersion of the reformulated additive noise depends on the node value $X_j^{(l)}$. This implies extreme node values could be generated if $|X_j^{(l)}|$ is already large in magnitude (in contrast, the dispersion of additive whiteout noise is independent of the node values). Large noises can lead to harsher penalty on the weights connected with large nodes. When the nodes are somewhat ‘‘outlying’’, the weights connected to it being harshly penalized might lead to additional robustness effects in the sense that it may help to reduce the network’s sensitivity to outlying nodes (more research is needed to confirm whether the conjecture is true).

III. JUSTIFICATION OF WHITEOUT FOR MODEL REGULARIZATION WITH IMPROVED GENERALIZATION

In this section, we justify whiteout as a NIRT that improves the generalization of a learned NN from two perspectives. Section III-A connects whiteout with various regularization effects on model parameters in the setting of GLMs; and Section III-B shows that whiteout stabilizes and robustifies a learned NN in that the learned NN through whiteout offers low sensitivity to small perturbation in the input data.

A. regularization effects of whiteout

Whiteout injects independent additive or multiplicative noises into input and hidden nodes in a NN. A common framework where NI is established as a regularization technique is the GLMs based on the exponential family [12, 28, 29, 30]. In

a GLM, the conditional distribution of output Y given inputs $\mathbf{X} \in \mathcal{R}^p$ is modeled as

$$f(Y|\mathbf{X}, \mathbf{w}) = h(Y, \tau) \exp((\boldsymbol{\eta}\mathbf{T}(Y) - A(\boldsymbol{\eta}))/d(\tau)), \quad (4)$$

where $\boldsymbol{\eta} = \mathbf{X}\mathbf{w}$ is the natural parameters, \mathbf{w} refers to the regression coefficients associated with \mathbf{X} , and τ is the dispersion parameter. The functional forms of $h(\cdot, \cdot)$, $\mathbf{T}(\cdot)$ and $A(\cdot)$ are known given an assumed distribution for Y . For example, if Y is Gaussian with a constant variance, then $d(\tau) = \sigma^2$, $\mathbf{T}(Y) = Y$, $A(\boldsymbol{\eta}) = \boldsymbol{\eta}^2/2$ and $h(Y, \tau) = \exp(-Y^2/(2\sigma^2))/\sqrt{2\pi\sigma^2}$. If Y is Bernoulli, then $d(\tau) = 1$, $\mathbf{T}(Y) = Y$, $A(\boldsymbol{\eta}) = \log(1 - e^\boldsymbol{\eta}/(1 + e^\boldsymbol{\eta}))$ and $h(Y, \tau) = 1$.

The negative log-likelihood for the model given independent training cases (\mathbf{x}_i, y_i) for $i = 1, \dots, n$ is

$$l(\mathbf{w}|\mathbf{x}, \mathbf{y}) = \sum_{i=1}^n (-\boldsymbol{\eta}\mathbf{T}(y_i) + A(\boldsymbol{\eta}_i))/d(\tau) - \log(h(y_i, \tau)). \quad (5)$$

Whiteout substitutes the observed \mathbf{x}_i in Eqn (5) with its noise-perturbed version $\tilde{\mathbf{x}}_i$ defined in Eqns (1) or (2). The noise perturbed negative log-likelihood is

$$l_p(\mathbf{w}|\tilde{\mathbf{x}}, \mathbf{y}) = \sum_{i=1}^n l(\mathbf{w}|\tilde{\mathbf{x}}_i, y_i). \quad (6)$$

Lemma 1 below establishes that the expected $l_p(\mathbf{w}|\tilde{\mathbf{x}}, \mathbf{y})$ over the distribution of injected noises is a penalized likelihood with the raw data with a regularization term $R(\mathbf{w})$.

Lemma 1 (Penalized likelihood in GLMs with whiteout).

The expectation of Eqn (6) over the distribution of noise is

$$\mathbb{E}_e(\sum_{i=1}^n l_p(\mathbf{w}|\tilde{\mathbf{x}}_i, y_i)) = \sum_{i=1}^n l(\mathbf{w}|\mathbf{x}_i, y_i) + \frac{R(\mathbf{w})}{d(\tau)}, \quad (7)$$

$$\begin{aligned} \text{where } R(\mathbf{w}) &\triangleq \sum_{i=1}^n \mathbb{E}_e(A(\tilde{\mathbf{x}}_i\mathbf{w})) - A(\boldsymbol{\eta}_i) \\ &\approx \frac{1}{2} \sum_{i=1}^n A''(\boldsymbol{\eta}_i) \text{Var}(\tilde{\mathbf{x}}_i\mathbf{w}). \end{aligned}$$

The proof of Lemma 1 is given in Appendix A. Note that $A(\boldsymbol{\eta}_i) = A(\mathbf{x}_i\mathbf{w})$ is convex and smooth in \mathbf{w} [31] in GLMs, and $R(\mathbf{w})$ is always positive per the Jensen's inequality [30].

Based on Lemma 1, we examine the actual forms that the regularization term $R(\mathbf{w})/d(\tau)$ in Eqn (7) takes given some specific values of the tuning parameters $(\sigma^2, \lambda, \gamma)$. The results for the additive noise are given in Theorem 1 and those for the multiplicative noise case are given in Corollary 1.

Theorem 1 (Regularization on \mathbf{w} with additive whiteout noise). Let $\boldsymbol{\Lambda}(\mathbf{w}) = \text{diag}(A''(\mathbf{x}_1\mathbf{w}), \dots, A''(\mathbf{x}_n\mathbf{w}))$ in the framework of GLMs.

a). whiteout with the additive gab noise leads to

$$R(\mathbf{w}) \approx (\sigma^2/2) \mathbf{1}^T \boldsymbol{\Lambda}(\mathbf{w}) \mathbf{1} \|\mathbf{w}\|^{2-\gamma} \Big|_1, \quad (8)$$

where $\mathbf{1}_{n \times 1}$ is a column vector of 1. The penalty $\|\mathbf{w}\|^{2-\gamma} \Big|_1$ on \mathbf{w} is similar to the bridge penalization [23], which reduces to the l_1 (lasso) penalty [24] when $\gamma = 1$, and to the l_2 (ridge) penalty when $\gamma = 0$.

b). whiteout with the additive gen noise leads to

$$R(\mathbf{w}) \approx (1/2) \mathbf{1}^T \boldsymbol{\Lambda}(\mathbf{w}) \mathbf{1} (\sigma^2 \|\mathbf{w}\|_1 + \lambda \|\mathbf{w}\|_2^2), \quad (9)$$

which contains a similar norm on \mathbf{w} as the EN (l_1 and l_2) regularization [25].

c). whiteout with the additive gaala noise leads to

$$R(\mathbf{w}) \approx (\sigma^2/2) \mathbf{1}^T \boldsymbol{\Lambda}(\mathbf{w}) \mathbf{1} \|\mathbf{w}\| \|\hat{\mathbf{w}}\|^{-\gamma} \Big|_1, \quad (10)$$

which contains a similar norm on \mathbf{w} as the adaptive lasso regularization [26].

d). whiteout with the additive gag noise leads to

$$R(\mathbf{w}) \approx \frac{\sigma^2}{2} \mathbf{1}^T \boldsymbol{\Lambda}(\mathbf{w}) \mathbf{1} \left(\sum_{g=1}^G \|\mathbf{w}'_g \mathbf{K}_g \mathbf{w}_g\|^{1/2} p_g^{-1} \Big|_1 \right), \quad (11)$$

which contains a similar norm on \mathbf{w} as the group lasso penalization [27].

In addition to the various norms on \mathbf{w} , the penalty terms in Eqns (8) to (11) also involve $\boldsymbol{\Lambda}(\mathbf{w})$. When $A''(\eta_i)$ does not depend on η_i (thus \mathbf{w}), $R(\mathbf{w})$ leads to the nominal regularization. For example, in linear models with Gaussian outcomes of constant variances, $A(\eta_i) = \eta_i^2/2$, $A''(\eta_i) = 1$, $\boldsymbol{\Lambda}(\mathbf{w}) = I_n$, and $R(\mathbf{w}) \approx \frac{\sigma^2}{2} \sum_{i=1}^n \sum_{j=1}^p |w_j|^{2-\gamma} = \frac{n\sigma^2}{2} \|\mathbf{w}\|^{2-\gamma} \Big|_1$ in Eqn (8). If $A''(\eta_i)$ depends on η_i (thus \mathbf{w}), the regularization effects on \mathbf{w} through $R(\mathbf{w})$ are not "exact" as the names suggest due to the scaling of $\boldsymbol{\Lambda}(\mathbf{w})$ on the norms of \mathbf{w} . For example, in logistic regression with binary outcomes, $A(\eta_i) = \ln(1 + e^{\eta_i})$, $A''(\eta_i) = p_i(\mathbf{w})(1 - p_i(\mathbf{w}))$ with $p_i(\mathbf{w}) = \Pr(y_i = 1|\mathbf{x}_i) = (1 + \exp(-\mathbf{x}_i\mathbf{w}))^{-1}$, and $R(\mathbf{w}) \approx \frac{\sigma^2}{2} (\sum_{i=1}^n p_i(\mathbf{w})(1 - p_i(\mathbf{w}))) \|\mathbf{w}\|^{2-\gamma} \Big|_1$ - the norm of \mathbf{w} is scaled by the total variance of the binary outcome.

Corollary 1 (Regularization on \mathbf{w} with multiplicative whiteout noise). Define $\Gamma(\mathbf{w}) \triangleq \text{diag}(\mathbf{x}^T \boldsymbol{\Lambda}(\mathbf{w}) \mathbf{x})$ in GLMs.

a). whiteout with the multiplicative gab noise leads to the bridge penalty term (that includes the l_1 and l_2 regularization as special cases)

$$R(\mathbf{w}) \approx (\sigma^2/2) \|\Gamma(\mathbf{w})|\mathbf{w}\|^{2-\gamma} \Big|_1. \quad (12)$$

b). whiteout with the multiplicative gen noise leads to the $l_1 + l_2$ penalty term

$$R(\mathbf{w}) \approx (\sigma^2/2) \|\Gamma(\mathbf{w})|\mathbf{w}\|_1 + (\lambda/2) \|\Gamma(\mathbf{w})|\mathbf{w}\|_2^2 \Big|_1. \quad (13)$$

c). whiteout with the multiplicative gag noise leads to the adaptive lasso penalty term

$$R(\mathbf{w}) \approx (\sigma^2/2) \|\Gamma(\mathbf{w})|\mathbf{w}\| \|\hat{\mathbf{w}}\|^{-\gamma} \Big|_1. \quad (14)$$

d). whiteout with the multiplicative gag noise leads to the group lasso penalty term

$$R(\mathbf{w}) \approx (\sigma^2/2) \sum_{g=1}^G \|\Gamma_g(\mathbf{w})\| (\mathbf{w}'_g \mathbf{K}_g \mathbf{w}_g)^{1/2} \|p_g^{-1}\|_1, \quad (15)$$

where $\Gamma_g(\mathbf{w})$ is the sub-matrix of $\Gamma(\mathbf{w})$ corresponding to \mathbf{w}_g .

In the penalty terms in Eqns (12) to (15), the norms are on $\Gamma(\mathbf{w})\mathbf{w}$, a scaled version of \mathbf{w} , rather than on \mathbf{w} directly. Plugging in the MLE $\hat{\mathbf{w}}$, $n^{-1} \mathbf{x}^T \boldsymbol{\Lambda}(\hat{\mathbf{w}}) \mathbf{x} = n^{-1} \sum_{i=1}^n \nabla^2 l(\mathbf{w}^*|\mathbf{x}_i, y_i)$, which is an estimator of the Fisher information matrix in GLMs. Since $\Gamma(\mathbf{w}) \triangleq \text{diag}(\mathbf{x}^T \boldsymbol{\Lambda}(\mathbf{w}) \mathbf{x})$ per definition, whiteout with the multiplicative noise can thus be regarded as regularizing \mathbf{w} after scaling it with the diagonal Fisher information matrix. Dropout has a similar interpretation with the Bernoulli NI [30].

B. Stabilization of Learned NNs via Whiteout

In this section, we establish that the whiteout procedure can stabilize and robustify a learned NN in the sense that

the learning the NN through whiteout NI takes into the sensitivity of the learned NN to small external perturbation in the input data. Theorem 2 provides another justification to the generalization ability of whiteout in training NNs from a different perspective than that examined in Section III-A.

Denote the training data by $\mathbf{z}_i = (\mathbf{x}_i, \mathbf{y}_i)$, where $\mathbf{x}_i = (x_{i1}, \dots, x_{ip})$ for $i = 1, \dots, n$ with p input nodes and q output nodes, and the NN model by $\mathbf{y}_i = \mathbf{f}(\mathbf{x}_i | \mathbf{w}, \mathbf{b})$. Let \mathbf{d} denote the independent small external perturbations to the p input nodes \mathbf{x}_i , where $E(d_{ij}) = 0$ and $V(d_{ij}) = \varpi^2$ for $j = 1, \dots, p$. Denote the predicted outcome given the unperturbed \mathbf{x}_i from the learned NN via the additive whiteout noise $e_{jk} \sim N(0, \sigma^2 |w_{jk}|^{-\gamma} + \lambda)$ (Eqn 1), injected into the input and hidden nodes by $\hat{\mathbf{y}}_i$, that from the trained NN without NI by $\bar{\mathbf{y}}_i$, and that given the externally perturbed input from the NN learned with whiteout NI by $\hat{\mathbf{y}}_i$.

Theorem 2 (Low sensitivity of leaned NN with whiteout). The expected value of the noise perturbed loss function over the distribution of the injected whiteout noise \mathbf{e}^* , $l_p(\mathbf{w}, \mathbf{b} | \mathbf{e}^*, \mathbf{x}, \mathbf{y}) = \sum_{i=1}^n |\mathbf{y}_i - \hat{\mathbf{y}}_i|^2$ ($|\cdot|$ denotes the Euclidean norm), is approximately equivalent to the sum of the original loss function $l(\mathbf{w}, \mathbf{b} | \mathbf{x}, \mathbf{y}) = \sum_{i=1}^n |\mathbf{y}_i - \bar{\mathbf{y}}_i|^2$ and the sensitivity $S(\mathbf{w}, \mathbf{b})$ of the NN,

$$E_{\mathbf{e}^*}(l(\mathbf{w}, \mathbf{b} | \mathbf{e}^*, \mathbf{x}, \mathbf{y})) \approx l(\mathbf{w}, \mathbf{b} | \mathbf{x}, \mathbf{y}) + aS(\mathbf{w}, \mathbf{b}). \quad (16)$$

$a > 0$ is a tuning parameter and the sensitivity is defined as

$$\begin{aligned} S(\mathbf{w}, \mathbf{b}) &= \sum_{i=1}^n \frac{V_{\mathbf{e}_i, \mathbf{d}_i}(|\Delta_i|)}{V_{\mathbf{d}_i}(|\mathbf{d}_i|)} \\ &= p^{-1} \sum_{i=1}^n \sum_{q'=1}^q \Psi_{q', i} \begin{pmatrix} R + D_1 & 0 \\ 0 & D_{q', 2} \end{pmatrix} \Psi_{q', i}^T \\ &= p^{-1} \sum_{i=1}^n \sum_{q'=1}^q \Psi_{q', i} D \Psi_{q', i}^T, \end{aligned}$$

where $\Delta_i = \hat{\mathbf{y}}_i - \bar{\mathbf{y}}_i$, the difference between the predicted outcome through the NN learned with whiteout noise given externally perturbed and that given the unperturbed input, $\Psi_{i, q'}(\mathbf{w}, \mathbf{b}) = \left(\frac{\partial \mathbf{f}_{q'}^{(L-1):1}}{\partial \mathbf{f}_{q'}^{(1)}}, \frac{\partial \mathbf{f}_{q'}^{(L-1):1}}{\partial \mathbf{x}_i}, \dots, \frac{\partial \mathbf{f}_{q'}^{(L-1):1}}{\partial \mathbf{f}_{q', m(2)}^{(1)}}, \frac{\partial \mathbf{f}_{q'}^{(L-1):2}}{\partial \mathbf{f}_1^{(2)}}, \frac{\partial \mathbf{f}_1^{(2)}}{\partial \mathbf{h}_i^{(2)}}, \dots, \frac{\partial \mathbf{f}_{q'}^{(L-1):2}}{\partial \mathbf{f}_{q', m(3)}^{(2)}}, \frac{\partial \mathbf{f}_{q'}^{(L-1)}}{\partial \mathbf{h}_i^{(2)}}, \dots, \frac{\partial \mathbf{f}_{q'}^{(L-1)}}{\partial \mathbf{h}_i^{(L-1)}} \right)$ is the gradient of $\mathbf{f}_{q'}$ for the q' -th output with regard to the perturbed and injected noises, $\mathbf{f}_{q'}^{l_1:l_2}$ is the compound function over layers l_1 to l_2 for the q' -th output node, $m^{(l)}$ is the number of nodes in layer l ($m^{(1)} = p$), $\mathbf{h}_i^{(l)}$ refers to the hidden nodes in layer l , $\frac{\partial \mathbf{f}_{q', j}^{(1)}}{\partial \mathbf{x}_i} = \left(\frac{\partial \mathbf{f}_{q', j}^{(1)}}{\partial x_{i1}}, \dots, \frac{\partial \mathbf{f}_{q', j}^{(1)}}{\partial x_{ip}} \right)^T$ for $j = 1, \dots, m^{(2)}$, and $\frac{\partial \mathbf{f}_{q', j}^{(l)}}{\partial \mathbf{h}_i^{(l)}} = \left(\frac{\partial \mathbf{f}_{q', j}^{(l)}}{\partial h_{i1}^{(l)}}, \dots, \frac{\partial \mathbf{f}_{q', j}^{(l)}}{\partial h_{i, m^{(l)}}^{(l)}} \right)^T$ for $j = 1, \dots, m^{(l+1)}$ and $l = 2, \dots, L-1$. R is a symmetric band matrix that captures the correlation among the injected and perturbed noise terms in the input nodes due to the shared \mathbf{d}_i and $R[i, i+p] = 1$ for $i = 1, \dots, p(m-1)$ and 0 otherwise in its upper triangle, $D_1 = \text{diag}(\sigma^2 \varpi^{-2} |w_{jk}^{(1)}|^{-\gamma} + \lambda \varpi^{-2} + 1)$ for $j = 1, \dots, p$ and

$k = 1, \dots, m^{(2)}$, $D_{q', 2} = \text{diag}(D^{(2)}, \dots, D^{(L-2)}, D_{q'}^{(L-1)})$ with $D^{(l)} = \text{diag}(\sigma^2 \varpi^{-2} |w_{jk}^{(l)}|^{-\gamma} + \lambda \varpi^{-2})$ for $l = 2, \dots, L-2$ and $D_{q'}^{(L-1)} = \text{diag}(\sigma^2 \varpi^{-2} |w_{j_{q'}^{(L-1)}}^{(L-1)}|^{-\gamma} + \lambda \varpi^{-2})$.

The injected whiteout noises \mathbf{e}^* leads to Eqn (16) is $\mathbf{e}_i^* = \mathbf{e}_i^a + \mathbf{e}_i^b$, where $e_{ijk}^a \sim N(0, \sigma^{*2} |w_{jk}^{(l)}|^{-\gamma} + \lambda^*)$ and $e_{ij}^b \sim N(0, p^{-1})$ for input nodes; and $e_{ijk}^a \sim N(0, \sigma^{*2} |w_{jk}^{(l)}|^{-\gamma} + \lambda^*)$ and $e_{ij}^b = 0$ for hidden nodes in layer $l = 2, \dots, L-1$, with $\sigma^{*2} = a\sigma^2 \varpi^{-2} / p$ and $\lambda^* = a\lambda \varpi^{-2} / p$ (implying the variance of whiteout noises \mathbf{e}^* is proportional to a).

The proof of Theorem 2 is given in Appendix B. Eqn (16) suggests minimizing the original loss function with a penalty term for the instability (sensitivity) of the network is approximately equivalent to minimizing the perturbed loss function with whiteout noise \mathbf{e}^* . When the tuning parameter a in Eqn (16) $\rightarrow 0$ (i.e., minimal whiteout NI), the sensitivity of the learned NN can be undesirably large without being penalized for its instability. As a increases (i.e., increased amounts of whiteout NI), the learned NN has to become more stable to yield small $S(\mathbf{w}, \mathbf{b})$ to maintain a small value for the sum of the original loss function and $aS(\mathbf{w}, \mathbf{b})$. In other words, we would find a NN that minimizes the sum of the original loss function and the sensitivity of the NN by tuning a .

IV. ASYMPTOTIC PROPERTIES OF LOSS FUNCTION AND PARAMETER ESTIMATES IN WHITEOUT

We have shown in Sections III-A and III-B that whiteout is a family of NIRTs that mitigates over-fitting and improves the robustness and generalization of a learned NN model. In this section, we examine the asymptotic properties of noise-perturbed empirical loss functions with whiteout and the estimates of NN parameters from minimizing the perturbed loss function. The goal is to establish that the minimizer of the perturbed loss function is consistent for minimizer of the loss function if the distributions of \mathbf{X} and \mathbf{Y} were known (as $n \rightarrow \infty$) and the epoch number $k \rightarrow \infty$ in a NN learning algorithm (e.g., back-propagation). We also investigate the tail bound on the noise-perturbed empirical loss functions with a finite k to establish the whiteout noise perturbed empirical loss function is trainable, which is important from the practical implementation perspective.

Before we present the main results, it is important to differentiate among several types of loss functions. Understanding the differences among these loss functions facilitates the investigation of theoretical properties in NIRTs in general. The definitions are general enough to take any form (e.g., the l_p loss), though the l_2 loss is used in Definition 1.

Definition 1 (Loss Functions in NIRTs). Let $p(\mathbf{X}, \mathbf{Y})$ denote the unknown underlying distribution of (\mathbf{X}, \mathbf{Y}) from which training data (\mathbf{x}, \mathbf{y}) are sampled. Let $f(\mathbf{Y} | \mathbf{X}, \mathbf{w}, \mathbf{b})$ be the composition of activation functions among the layers with bias and weight parameters \mathbf{b} and \mathbf{w} in a NN.

- a). The *ideal loss function (ilf)* is $l(\mathbf{w}, \mathbf{b}) = E_{\mathbf{x}, \mathbf{y}} |f(\mathbf{x} | \mathbf{w}, \mathbf{b}) - \mathbf{y}|^2$. $l(\mathbf{w}, \mathbf{b})$ is not computable since $p(\mathbf{x}, \mathbf{y})$ is unknown.

- b). The *empirical loss function (elf)* is $l(\mathbf{w}, \mathbf{b}|\mathbf{x}, \mathbf{y}) = n^{-1} \sum_{i=1}^n |f(\mathbf{x}_i|\mathbf{w}, \mathbf{b}) - y_i|^2$. $l(\mathbf{w}, \mathbf{b}|\mathbf{x}, \mathbf{y}) \rightarrow l(\mathbf{w}, \mathbf{b})$ as $n \rightarrow \infty$.
- c). The *noise perturbed empirical loss function (pelf)* is $l_p(\mathbf{w}, \mathbf{b}|\mathbf{x}, \mathbf{y}, \mathbf{e}) = (kn)^{-1} \sum_{j=1}^k \sum_{i=1}^n |f(\mathbf{x}_i, \mathbf{e}_{ij}|\mathbf{w}, \mathbf{b}) - y_i|^2$, where \mathbf{e}_{ij} represents the collective noise injected into case i in the j^{th} epoch during training.
- d). The *noise-marginalized perturbed empirical loss function (nm-pelf)* is the expectation of pelf over the distribution of noise: $l_p(\mathbf{w}, \mathbf{b}|\mathbf{x}, \mathbf{y}) = \mathbb{E}_{\mathbf{e}}(l_p(\mathbf{w}, \mathbf{b}|\mathbf{x}, \mathbf{y}, \mathbf{e}))$. The nm-pelf can be interpreted as training a NN model by minimizing the perturbed empirical loss function with a finite n and an infinite number of epochs ($k \rightarrow \infty$).
- e). The *fully marginalized perturbed empirical loss function (fm-pelf)* is the expectation of nm-pelf over the distribution $p(\mathbf{x}, \mathbf{y})$: $l_p(\mathbf{w}, \mathbf{b}) = \mathbb{E}_{\mathbf{x}, \mathbf{y}}(l_p(\mathbf{w}, \mathbf{b}|\mathbf{x}, \mathbf{y})) = \mathbb{E}_{\mathbf{x}, \mathbf{y}, \mathbf{e}}(l_p(\mathbf{w}, \mathbf{b}|\mathbf{x}, \mathbf{y}, \mathbf{e}))$.

In an ideal world, one would minimize the ilf to obtain the estimation on \mathbf{w} and \mathbf{b} . The empirical version of the ilf is the elf, which is the objective function without any regularization. A NIRT minimizes the pelf, the expectation of which over the distribution of noise is the nm-pelf and is approximately equal to the elf with a penalty term to mitigate over-fitting in expectation (or as $k \rightarrow \infty$) as shown in Sections III-A and III-B. We also establish a desirable behavior of the minimizer of pelf in an asymptotic sense as $n \rightarrow \infty$ and $k \rightarrow \infty$, that is, it is consistent for the minimizer of the ilf (Theorem 4). To that end, we first establish the almost sure (a.s.) convergence of the pelf to the ilf (Corollary 3) through the a.s. convergence of the pelf to the nm-pelf (Lemma 2), from the nm-pelf to the fm-pelf (Lemma 3), and from the fm-pelf to the ilf (Corollary 2). The relationships among the different loss functions and the main theoretical results are depicted in Figure 1.

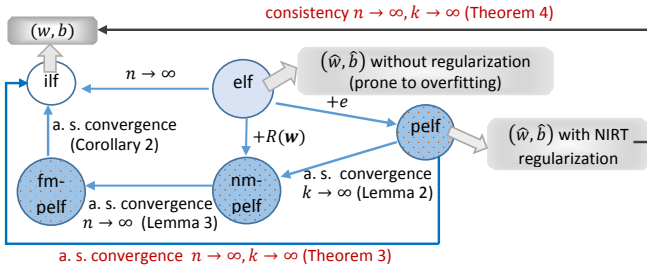


Figure 1. Relationship among the loss functions

The lemmas and theorems presented below are based on the universal approximation theorem [32], which states f is an universal approximator for the true underlying relation function between \mathbf{Y} and \mathbf{X} under mild regularity conditions. In addition, the establishment of the theoretical properties of whiteout also requires the Lipschitz continuity on the loss functions and compactness of the weight space.

Lemma 2 (Almost sure convergence of pelf to nm-pelf). In a NN of one hidden layer with bounded hidden nodes, $|\inf_{\mathbf{w}, \mathbf{b}} l_p(\mathbf{w}, \mathbf{b}|\mathbf{x}, \mathbf{y}, \mathbf{e}) - \inf_{\mathbf{w}, \mathbf{b}} l_p(\mathbf{w}, \mathbf{b}|\mathbf{x}, \mathbf{y})| < \delta$ as $k \rightarrow \infty$ for any $\delta > 0$ with probability 1.

The proof is provided in Appendix C. In a similar fashion as in Lemma 2, we also obtain Lemma 3, the proof of which is provided in Appendix D.

Lemma 3 (Almost sure convergence of nm-pelf to fm-pelf). In a NN of one hidden layer, where the hidden nodes are uniformly bounded, $|\inf_{\mathbf{w}, \mathbf{b}} l_p(\mathbf{w}, \mathbf{b}|\mathbf{x}, \mathbf{y}) - \inf_{\mathbf{w}, \mathbf{b}} l_p(\mathbf{w}, \mathbf{b})| < \delta$ as $n \rightarrow \infty$ for any $\delta > 0$ with probability 1.

Given Lemmas 2 and 3, together with the triangle inequality

$$\begin{aligned} & \left| \inf_{\mathbf{w}, \mathbf{b}} l_p(\mathbf{w}, \mathbf{b}|\mathbf{x}, \mathbf{y}, \mathbf{e}) - \inf_{\mathbf{w}, \mathbf{b}} l_p(\mathbf{w}, \mathbf{b}) \right| \\ & \leq \left| \inf_{\mathbf{w}, \mathbf{b}} l_p(\mathbf{w}, \mathbf{b}|\mathbf{x}, \mathbf{y}, \mathbf{e}) - \inf_{\mathbf{w}, \mathbf{b}} l_p(\mathbf{w}, \mathbf{b}|\mathbf{x}, \mathbf{y}) \right| + \\ & \quad \left| \inf_{\mathbf{w}, \mathbf{b}} l_p(\mathbf{w}, \mathbf{b}|\mathbf{x}, \mathbf{y}) - \inf_{\mathbf{w}, \mathbf{b}} l_p(\mathbf{w}, \mathbf{b}) \right|, \end{aligned}$$

we can easily establish the a.s. convergence of the pelf to the fm-pelf (Corollary 2).

Corollary 2. Almost sure convergence of pelf to fm-pelf: $|\inf_{\mathbf{w}, \mathbf{b}} l_p(\mathbf{w}, \mathbf{b}|\mathbf{x}, \mathbf{y}, \mathbf{e}) - \inf_{\mathbf{w}, \mathbf{b}} l_p(\mathbf{w}, \mathbf{b})| < \delta$ as $k \rightarrow \infty, n \rightarrow \infty$ for any $\delta > 0$ with probability 1.

With the results from the Lemmas 2 and 3 and Corollary 2, we are now ready to establish the a.s. convergence of the pelf to the ilf (the proof is given in Appendix E).

Theorem 3. Almost sure convergence of pelf to ilf: Let $\sigma_{\max}(n)$ be the maximum noise variance among all injected noises. If $\sigma_{\max}(n) \rightarrow 0$ as $n \rightarrow \infty$, then $|\inf_{\mathbf{w}, \mathbf{b}} l_p(\mathbf{w}, \mathbf{b}|\mathbf{x}, \mathbf{y}, \mathbf{e}) - \inf_{\mathbf{w}, \mathbf{b}} l(\mathbf{w}, \mathbf{b})| < \delta$ as $k \rightarrow \infty, n \rightarrow \infty$ for any $\delta > 0$ with probability 1.

Theorem 3 sets the foundation for Theorem 4, which is the main result that establishes whiteout as a reliable approach for learning a NN model under some regularity conditions.

Theorem 4. Consistency of the minimizer of pelf to the minimizer of ilf: Let $\hat{\mathbf{w}}_p^{r, n}$ and \mathbf{w}^0 denote the optimal weight vectors from minimizing the pelf $l_p(\mathbf{w}, \mathbf{b}|\mathbf{x}, \mathbf{y}, \mathbf{e})$, and the ilf $l(\mathbf{w}, \mathbf{b}|\mathbf{x}, \mathbf{y})$ respectively. Let r be the reciprocal of step length in an iterative weight updating algorithm (e.g. r is the reciprocal of the learning rate in the BP algorithm) and $r \rightarrow \infty$ (i.e., infinite noises are generated and injected during the weight training). Let \mathbf{W} be the weight space, assumed to be compact. Define $\hat{\mathbf{W}}^0 = \{\mathbf{w}^0 \in \mathbf{W} | l_p(\mathbf{w}^0, \mathbf{b}) \leq l(\mathbf{w}, \mathbf{b}) \text{ for all } \mathbf{w} \in \mathbf{W}\}$ that consists the minimizers of the ilf and is a non-empty subset of \mathbf{W} . Define the distance of \mathbf{w} from $\hat{\mathbf{W}}^0$ as $d(\mathbf{w}, \hat{\mathbf{W}}^0) = \min_{\mathbf{w}^0 \in \hat{\mathbf{W}}^0} \|\mathbf{w} - \mathbf{w}^0\|$ for any $\mathbf{w} \in \mathbf{W}$.

If $\Pr \left(\sup_{f \in \mathcal{F}_n} |l(\mathbf{w}, \mathbf{b}) - l_p(\mathbf{w}, \mathbf{b}|\mathbf{x}, \mathbf{y}, \mathbf{e})| > t \right) \rightarrow 0$ as $r \rightarrow \infty, n \rightarrow \infty$, then $\Pr \left(\lim_{n \rightarrow \infty} \left(\limsup_{r \rightarrow \infty} d(\hat{\mathbf{w}}_p^{r, n}, \hat{\mathbf{W}}^0) \right) = 0 \right) = 1$

The proof of Theorem 4 is given in Appendix F. Note that Theorem 4 focuses on \mathbf{w} only as the computation and estimation of \mathbf{b} are not affected by the NI. The condition that $r \rightarrow \infty$ is a stronger requirement than $k \rightarrow \infty$; as $r \rightarrow \infty$, we have $k \rightarrow \infty$, but not the other way around.

Remark 1. The proofs for Lemmas 2 and 3, Corollary

2, Theorem 3, and Theorem 4 do not require the injected noises to follow Gaussian distributions. Therefore, the a.s. convergence conclusions among the loss functions and the parameter consistency results should hold for all the NIRTs in addition to whiteout under the same regularity conditions.

We have examined the asymptotic properties of the loss functions and their minimizers above. When implementing whiteout in practice, one minimizes the pelf with a finite number of epochs k for a given training set of size n . It is important to examine the fluctuation of pelf around its expectation ($k \rightarrow \infty$) and its tail bound to ensure it is trainable.

Corollary 3 (Tail bound on pelf). Assume output \mathbf{y} is bounded; the loss function is uniformly bounded, and the activation functions employed by a NN are Lipschitz continuous, then there exists a Lipschitz constant $B/\sqrt{kn} > 0$, such that $l_p(\mathbf{w}, \mathbf{b}|\mathbf{x}, \mathbf{y}, \mathbf{e}) : \mathcal{R}^k \rightarrow \mathcal{R}$, as a function of $\mathbf{e}_{k \times 1}$ where \mathbf{e} are injected Gaussian whiteout noise, is B/\sqrt{kn} -Lipschitz with respect to the Euclidean norm, for any $\delta > 0$,

$$\begin{aligned} & \Pr(|l_p(\mathbf{w}, \mathbf{b}|\mathbf{x}, \mathbf{y}, \mathbf{e}) - \mathbb{E}_{\mathbf{e}}(l_p(\mathbf{w}, \mathbf{b}|\mathbf{x}, \mathbf{y}, \mathbf{e}))| > \delta) \\ & \leq 2 \exp(-kn\delta^2/(2B^2)). \end{aligned} \quad (17)$$

The proof of Corollary 3 is provided in Appendix G. Eqn (17) suggests that the fluctuation of pelf around its expectation is controlled in the sense that the distribution on the difference between pelf and its expectation nm-pelf has tails that decay to zero exponentially fast in k , providing assurance on the plausibility of minimizing the pelf for practical applications.

In the establishment of the theoretical properties of whiteout, we have referred to several papers from the 1990's: Grandvalet et al. [17], Holmstrom and Koistinen [15] and Lugosi [33]. Among the three, Lugosi [33] does not have a NI component, but we borrow some of its framework to prove the consistency of the loss function minimizer with NI. Grandvalet et al. [17] uses Gaussian NI, but its Gaussian noise is assumed to have a constant variance and the NI occurs only in the input layer, while the variance of whiteout noise is a function of the parameter estimates and changes during iteration (aka adaptive) and whiteout can inject noises into both input and hidden layers. In addition, whiteout noise can bring in sparsity regularization such as the l_1 or l_γ for $0 < \gamma < 2$, while the constant-variance Gaussian noise can only impose the l_2 regularization. Finally, we borrow some of the framework in Holmstrom and Koistinen [15] to prove the tail bound property of the pelf. Again, Holmstrom and Koistinen [15] focuses on NI in the input layers only; in addition, it does not prove that the introduction of additive noise to the training vectors always improves network generalization.

V. SIMULATED EXPERIMENTS

In this section, we apply whiteout in simulated NN data to compare its prediction performance and regularization effects with dropout, shakeout, and without regularization (referred to as "no-reg" hereafter). We choose dropout and shakeout to compare with whiteout since the former is the most widely used NIRT in practice, and the latter offers sparsity regularization (l_1).

We focus on examining relatively large NN models with small training data, where the overfitting issue is typical. Specifically, we were interested in predicting a 5-category outcome and examined the following NN structures: 50-10-5, 50-15-5, 50-20-5, 50-15-10-5, and 70-10-5, where the first number in each structure represents the number of input nodes, and the last number represents the number of output nodes, and the middle number(s) present the number(s) of hidden nodes in one or two hidden layers. The activation function between the input and hidden layers was sigmoid and that between the hidden and the output layers was softmax. In the NNs with 50 input nodes, the weights in the NN were simulated from $N(0, 1)$ and the set that led to balanced outcomes among the 5 categories was employed. In NN-70-10-5, there were 20 redundant nodes in the sense that the 200 weights associated with them were exactly 0. The input node values in the training set (100 cases) and testing data (100,000 cases) were drawn from $N(0, 1)$ and the output nodes were calculated through the true NN, and the majority rule was applied to impute the 5-category outcome. We simulated 50 repetitions. When training the NNs, we set the learning rate at 0.2, the momentum at 0.5, and the number of epochs at 200,000. Under these settings, the training loss in no-Reg was on the order of $o(10^{-4})$ in all the examined NN structures. The NIRTs were applied to the input nodes thus regularizing the weights between the input and hidden layers.

We used a 4-fold CV to select tuning parameters in each NIRT. The tuning parameter τ in dropout is the probability of dropping an input node in this setting. For shakeout, one tuning parameter has the same interpretation as τ , and the other $c > 0$ controls the relative weighting on l_1 and l_2 regularization. We set $c = 0.5$ (to yield a regularization effect of $l_1 + l_2$), and applied the CV to select τ . For whiteout, both additive and multiplicative, we first set $\gamma = 1$ and used CV to select $\sigma^2 = \lambda$ to yield the $l_{2-\gamma} + l_2$ regularization. Once σ^2 and λ were chosen, the CV was applied again to select $\gamma \in (0, 2)$. Since the chosen γ by CV in the additive whiteout noise case was around 1 without significantly affecting the prediction accuracy, to save computational time, we set γ at 1 in the multiplicative case and only tuned $\sigma^2 = \lambda$. The final τ for dropout ranged from 0.05 to 0.07 across the repetitions and NN structures; τ for shakeout ranged from 0.4 to 0.6; γ in the additive whiteout ranged from 0.8 to 1.0 and σ^2 ranged from 0.4 to 1.2; σ^2 in the multiplicative whiteout ranged from 0.3 to 0.8 (γ was fixed at 1).

The prediction accuracy in the testing set in each examined NN structure was summarized over 50 repetitions and is presented in Table II. First, all NIRTs improved the prediction accuracy compared to no regularization. Second, whiteout outperformed dropout and shakeout with the highest accuracy and the smallest SD (i.e., more stable across the repetitions). Third, the additive whiteout seemed to deliver better performance overall. The only case where the multiplicative whiteout was better is NN-50-15-10-5, but its accuracy was very similar to the additive whiteout with $l_{2-\gamma} + l_2$. Furthermore, additive with the $l_{2-\gamma} + l_2$ regularization was slightly better than the additive with the $l_1 + l_2$ regularization. Fourth, in NN-70-10-5 where some weights were exactly 0, additive whiteout noise

led to significantly better prediction than the other NIRTs.

structure	Prediction Accuracy: Average (SD) (%)					
	no-reg		dropout	shakeout	multi. whiteout	add. whiteout
	l_2	$l_1 + l_2$	$l_1 + l_2$	$l_1 + l_2$	$l_1 + l_2$	$l_2 - \gamma + l_2$
50-10-5	39.21 (1.81)	42.71 (0.66)	41.89 (1.83)	44.47 (0.30)	44.55 (0.42)	44.51 (0.62)
50-15-5	39.25 (1.17)	41.17 (1.18)	44.19 (1.20)	44.74 (1.13)	45.86 (1.16)	46.09 (0.99)
50-20-5	39.69 (1.86)	42.87 (0.55)	41.61 (0.85)	46.96 (0.57)	47.37 (0.43)	47.77 (0.48)
50-15-10-5	36.03 (1.69)	39.80 (1.31)	39.25 (1.68)	44.51 (0.67)	42.47 (0.96)	44.48 (0.67)
70-10-5	33.64 (1.55)	40.53 (0.80)	39.09 (1.92)	39.06 (0.85)	44.98 (0.40)	44.98 (0.40)

Table II

AVERAGED PREDICTION ACCURACY IN THE TESTING DATA OVER 50 REPETITIONS (**BOLD** REPRESENTS THE BEST ACCURACY IN EACH NN, AND THE SHADED CELLS PRESENT SIMILAR ACCURACY TO THE BEST ACCURACY)

The distributions of the learned weights between the input and hidden layers in the NN-70-10-5 structure are depicted in Figure 2. The plot suggests that the whiteout (additive and multiplicative) were effective in introducing sparsity into the weight estimation, especially in this case where there are 20 “redundant” input whose weights were exactly 0’s.

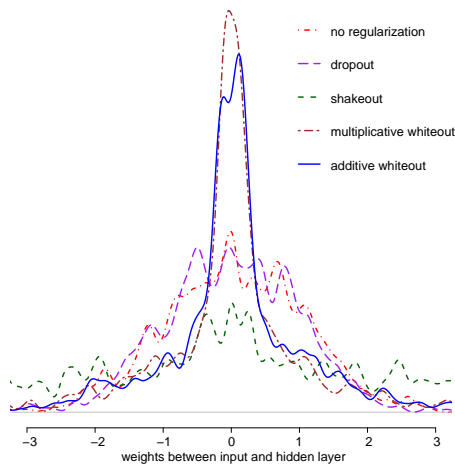


Figure 2. Empirical distributions of the learned weights connecting the input and hidden layers in NN-70-10-5 trained with simulated data in one repetition

VI. REAL-LIFE DATA EXPERIMENTS

In this section, we apply whiteout to four real-life data sets: the MNIST data, the CIFAR-10 data, the Lee Silverman Voice Treatment (LSVT) voice rehabilitation data, and the LIBRAS hand movement data. The LSVT and LIBRAS data sets are relatively small in size and are used to examine whether and how much the more flexible sparsity regularization in whiteout helps in improving prediction accuracy compared to shakeout and dropout. The MNIST and CIFAR-10 data are large and are used to benchmark the performance of whiteout against dropout, shakeout, and no-reg with the same NN structure.

The detailed results are listed in Sections VI-A to VI-C for each experiment. The common findings across the 4 applications are summarized as follows. First, all 3 examined NIRTs (dropout, shakeout, and whiteout) yielded higher prediction accuracy than no regularization. Second, whiteout outperformed shakeout and dropout when the training size was small (LSVT and LIBRAS), and delivered comparable performance shakeout and dropout when the training size was large (MNIST and CIFAR-10). Third, for image classifications in MNIST and CIFAR-10 where the state-of-art NNs were employed, the advantage of whiteout and shakeout over dropout was not obvious. In the trace plots of the training loss across epochs, there was more fluctuation in the loss curves for shakeout than whiteout, both of which had more fluctuation than dropout given the noise injected depended on the weight updates themselves in the former two.

A. LSVT voice rehabilitation data

The LSVT data set contains 309 dysphonia measures attributes from 126 samples of 14 participants with Parkinson’s disease (PD) who underwent LSTV for speech disorders. After LSTV, the phonation was assessed by LSVT expert clinicians and labeled as “acceptable” or “unacceptable”. The goal was to predict the phonation outcome. The LOGO/SVM algorithm employed in the original paper yielded a prediction validation accuracy around 85% to 90%, and with SD around 8% ~ 10% (Figure 2 in Tsanas et al. [34]).

The NN model we applied to the LSVT data contained two fully connected hidden-layers with the sigmoid activation function. The first hidden layer contained 9 nodes, and the second had 6 nodes. The 309 attributes were standardized before being fed to the input layer of the NN model. In terms of the tuning parameters, we examined several scenarios for σ in whiteout (listed in Table III). The larger σ was, the more dispersed the noises were. We set $\lambda = \sigma^2$ and $\gamma = 1$ and to yield the EN type of regularization in whiteout. According Kang et al. [12], Gaussian NI with a constant variance leads to the same l_2 regularization as dropout if the variance in the former is set at $\tau/(1 - \tau)$. To make the l_2 regularization in dropout to comparable between dropout and whiteout, we set τ in dropout at $\tau = 2\sigma^2/(1 + 2\sigma^2)$ (2 because both σ^2 and λ , which were set to be equal, contributed to the l_2 regularization in whiteout). Similarly, to make the regularization effect comparable between whiteout and shakeout, we set $c = 0.5$ and calculated τ as $2\sigma^2/(1 + 2\sigma^2)$. Similar to the original paper, we run 100 repetitions with a 10-fold CV (about 13 samples in each validation set) and calculated the mean accuracy across the repetitions. The initials weights were randomly sampled from $N(0, 1)$. We run 100,000 epochs with a learning rate of 0.15 and a momentum of 0.15 in each learning algorithm.

The results are given in Table III. All NIRTs led to better prediction accuracy than the regular BP without regularization, regardless of the noise level. Whiteout had the best performance with the highest prediction accuracy (bolded in the table) among all NI methods in all the examined noise variance scenarios, which was comparable to the LOGO+SVM algorithm employed by the original paper. When $\sigma = 0.4$ in

whiteout, according to $\tau = 4/29$ in dropout and $\tau = 8/33$, the accuracy was the highest in each NIRT. In addition, smaller SDs of the accuracy rates were achieved in either whiteout or shakeout perhaps due to the additional l_1 regularization compared to dropout (except for $\sigma = 0.7$). In addition, it is interesting that the multiplicative whiteout noise delivered better performance than its additive counterpart if σ (the same between the two), was small; but worsen as σ got larger.

tuning parameters			multi.		add.		
white-out (σ)	shake-out (τ)	drop-out (τ)	no -reg	drop -out	shake -out	white -out	white -out
0.2	1/26	2/27		79.34 (8.84)	85.10 (8.75)	85.35 (8.74)	83.37 (9.29)
0.3	9/109	9/59		83.42 (7.82)	84.61 (9.09)	85.26 (8.46)	81.55 (9.58)
0.4	4/29	8/33	73.93 (12.13)	<u>84.17</u> (10.37)	<u>84.66</u> (8.98)	87.27 (9.84)	82.22 (9.67)
0.5	1/5	1/3		82.95 (9.86)	83.88 (8.46)	85.99 (9.37)	83.56 (10.22)
0.6	9/34	18/43		81.19 (10.16)	83.92 (8.75)	84.22 (6.05)	86.35 (9.28)
0.7	49/149	49/99		80.76 (10.24)	81.25 (11.86)	84.62 (11.34)	85.31 (7.95)

Table III

MEAN (SD) PREDICTION ACCURACY RATES (%) IN THE VALIDATION DATA OVER 100 REPETITIONS IN THE 10-FOLD CV IN THE LSVT DATA

We also examined the empirical distribution of the weight estimates from the input layer (due to space limitation, we present the plot in Figure 3 of Appendix J). With the additional l_1 regularization term in whiteout and shakeout, more estimated weights were around 0 compared to dropout (l_2 regularization only) and no regularization.

B. LIBRAS movement data

LIBRAS, the acronym for Portuguese “Língua BRAsileira de Sinai”, is the official Brazilian sign language. The LIBRAS data set contains 15 commonest hand movement categories that is represented as a two-dimensional curve, and contains 60 samples with 90 attributes. The unsupervised Self Organizing Map (SOM) and (fuzzy) Learning Vector Quantization (LVQ) algorithms employed in the original paper yielded the maximum accuracy rates (%) of 55.56, 57.78, and 88.79 in three test sets. Dias et al. [35] applied the k nearest neighborhood (nn) algorithm, and the highest average accuracy rate (%) achieved was 39.2% (SD = 12.7).

The NN we employed contained two fully connected hidden layers NN (with 20 and 10 nodes, respectively) with the sigmoid activation functions connecting the input and the first hidden layer, and the softmax function connecting the second hidden layer and the output layer. We varied the size of the training set from 60 to 240 and set side 120 as the testing set. The input data were standardized before fed to the NN. In whiteout, we set $\gamma = 1$ and applied the 4-fold CV to select $\sigma^2 = \lambda$; in shakeout, we set $c = 0.5$ and used the 4-fold CV to select τ ; in dropout, τ was chosen via the 4-fold CV. The initial weights were randomly sampled from $N(0, 1)$. The

number of epochs was 200,000 with a learning rate of 0.2 and a momentum of 0.2 in each BP algorithm with or without NI. The prediction accuracy in the test set was summarized over 50 repetitions and is presented in Table IV.

training size (n)	regular BP	dropout	shakeout	whiteout
60	37.46 (4.22)	42.59 (3.59)	42.86 (3.47)	48.54 (3.41)
120	51.57 (3.58)	55.74 (3.93)	55.20 (4.06)	61.11 (3.24)
180	53.55 (5.26)	55.83 (4.22)	56.27 (4.17)	61.56 (3.08)
240	62.15 (5.73)	66.35 (3.60)	66.85 (3.56)	69.04 (2.08)

Table IV

MEAN (SD) PREDICTION ACCURACY (%) IN THE TESTING DATA WITH DIFFERENT TRAINING SIZES OVER 50 REPETITIONS IN THE LIBRAS DATA

Whiteout had the best performance – the highest accuracy rates and the smallest SDs – among the three NIRTs across all the examined training size scenarios. In this application, shakeout improved very little over the dropout procedure, which was also implied by the similarity of the final weight estimate distributions from two procedures (Figure 4 in Appendix J). By contrast, more weights were estimated around 0 in whiteout. When the training size was 180 (the same as the original paper though not necessarily the same set), whiteout yielded a 61.56% accuracy rate, better than the fuzzy LVQ algorithm [36] and the k -nn method [35].

C. MNIST and CIFAR-10

The MNIST and CIFAR-10 data are classic data for testing and benchmarking image classifiers. The MNIST data comprise of hand written digits from 0 to 9. The CIFAR-10 consists of 60,000 32×32 color images in 10 classes with 6,000 images per class. The goal of these two experiments is not to design new NNs to beat the best classifiers out there, but rather to compare the regularization effect of whiteout, dropout, and shakeout when the same NN is used.

We employed the same NN structure (Tables VIII and IX in Appendix I) as employed in the shakeout paper [12]. The 3 NIRTs were applied to hidden nodes in the fully connected layers (layers 3 and 4), and a 4-fold CV was applied to select the tuning parameter in each NIRT with 50 repetitions. We run 200 epochs with a learning rate 0.0005. The prediction accuracy in the testing data was summarized over the 50 repetitions and is shown in Table V for the MNIST experiment and Table VI for the CIFAR-10 experiment. In summary, all NIRTs yielded better predictions than no regularization, but there was minimal difference in both the accuracy rate and SD among the 3 NIRTs as the tuning parameters selected by the CV led to only a small amount of noise injected in each NIRT, especially when n was large.

VII. DISCUSSION

We have examined the Gaussian NIRT for NNs through designing of whiteout, a family of NIRTs that injects adaptive Gaussian noises into input and hidden nodes in a NN during training. Whiteout has connections with the bridge, lasso, ridge, and EN penalization in GLMs, and can also be extended

n	no-reg	dropout	shakeout	whiteout
500	9.77 (0.21)	5.95 (0.25)	6.06 (0.23)	6.02 (0.27)
1,000	6.53 (0.19)	4.19 (0.23)	4.26 (0.26)	4.21 (0.24)
3,000	3.01 (0.15)	2.01 (0.18)	2.07 (0.20)	2.04 (0.23)
8,000	1.79 (0.08)	1.12 (0.11)	1.05 (0.12)	1.10 (0.11)
20,000	1.01 (0.04)	0.92 (0.05)	0.95 (0.08)	0.93 (0.09)
50,000	0.81 (0.03)	0.77 (0.03)	0.76 (0.05)	0.78 (0.08)

Table V

MEAN (SD) MISCLASSIFICATION RATES (%) WITH DIFFERENT TRAINING SIZES IN THE MNIST DATA

n	no-reg	dropout	shakeout	whiteout
300	70.30 (1.34)	65.52 (1.52)	64.69 (1.76)	64.58 (1.68)
700	62.24 (0.97)	57.12 (1.14)	56.83 (1.33)	57.05 (1.37)
2,000	53.60 (0.69)	48.48 (0.91)	47.64 (1.06)	47.87 (1.12)
5,500	44.54 (0.56)	39.75 (0.69)	39.88 (0.93)	40.04 (0.77)
15,000	33.40 (0.41)	29.26 (0.62)	30.12 (0.61)	30.09 (0.74)
40,000	24.78 (0.16)	22.02 (0.22)	22.15 (0.58)	21.43 (0.39)

Table VI

MEAN (SD) MISCLASSIFICATION RATES (%) WITH DIFFERENT TRAINING SIZES IN THE CIFAR-10 DATA

to offer regularization similar to the adaptive lasso and group lasso. The versatility of the whiteout can be ascribed to the adaptive variance of the injected Gaussian noise, which is a function of weight parameters and contains three tuning parameters. It appears at first that tuning three parameters makes whiteout less attractive given the possibly high computational cost on parameter tuning, say via a grid search through CV. However, this should not be a concern as tuning parameters is embarrassingly parallel computationally. In addition, tuning all three is often not necessary. As stated in Section II-B and demonstrated in the experiments, users may first decide on what type of regularization effects they would like to achieve when training a NN, which will help fix one or two tuning parameters at specific values and leave only two or one for tuning. For example, if we desire a bridge-type penalty, we may set $\lambda = 0$, leaving σ^2 and γ for tuning; if we desire a EN-type penalty, then we can set $\gamma = 1$, leaving σ^2 and λ for tuning. If a user has difficulty to decide,

We have presented both additive and multiplicative whiteout noises. The experiment results do not suggest one is always superior to the other in terms of prediction performance. We have briefly mentioned in Section II-C that the multiplicative noise might have additional robustness effects for weakening the impact of the “outlying” nodes on the prediction. We plan to explore this issue methodologically and empirically in the future to see if the conjecture holds.

Whiteout can also be applied to unsupervised learning such as dimension reduction and pre-training of deep NNs. Appendix K illustrates the regularization effects of the whiteout in RBMs and auto-encoders, both of which are widely used unsupervised learning methods. In both cases, the expected perturbed loss functions with regard to the distribution of whiteout noises can be approximated as the original loss function plus a penalty term.

REFERENCES

- [1] A. Ivakhnenko, “Polynomial theory of complex systems,” *IEEE Transactions on Systems, Man and Cybernetics*, vol. 4, pp. 364–378, 1971.
- [2] M. C. Mozer and P. Smolensky, “Skeletonization: A technique for trimming the fat from a network via relevance assessment,” 1989, pp. 107–115.
- [3] Y. L. Cun, J. S. Denker, and S. A. Solla, “Optimal brain damage,” 1990, pp. 598–605.
- [4] S. J. Hanson and L. Y. Pratt, “Comparing biases for minimal network construction with back-propagation,” 1989, pp. 177–185.
- [5] N. Srebro and A. Shraibman, “Rank, trace-norm and max-norm,” *Proceedings of the 18th annual conference on Learning Theory, COLT’05*, pp. 545–560, 2005.
- [6] T. Zhang and B. Yu, “Boosting with early stopping: Convergence and consistency,” *The Annals of Statistics*, vol. 33, no. 4, pp. 1538–1579, 2005.
- [7] Y. Yao, L. Rosasco, and A. Caponnetto, “On early stopping in gradient descent learning,” *Constructive Approximation*, vol. 26, no. 2, pp. 289–315, 2007.
- [8] G. E. Hinton, N. Srivastava, A. Krizhevsky, I. Sutskever, and R. R. Salakhutdinov., “Improving neural networks by preventing co-adaptation of feature detectors,” *arXiv:1207.0580*, 2012.
- [9] N. Srivastava, G. Hinton, A. Krizhevsky, I. Sutskever, and R. Salakhutdinov, “Dropout: A simple way to prevent neural networks from overfitting,” *Journal of Machine Learning Research*, vol. 15, p. 1929–1958, 2014.
- [10] L. Wan, M. Zeiler, S. Zhang, Y. LeCun, and R. Fergus, “Regularization of neural networks using dropConnect,” *Proceedings of Machine Learning Research*, vol. 28, no. 3, pp. 1058–1066, 2013.
- [11] I. J. Goodfellow, D. Warde-Farley, M. Mirza, A. Courville, and Y. Bengio, “Maxout Networks,” *Proceedings of the 30th International Conference on Machine Learning (ICML)*, vol. 28, pp. 1319–1327, 2013.
- [12] G. Kang, J. Li, and D. Tao, “Shakeout: A new regularized deep neural network training scheme,” *Proceedings of the Thirtieth AAAI Conference on Artificial Intelligence*, pp. 1751–1757, 2016.
- [13] D. C. Plaut, S. J. Nowlan, and G. E. Hinton, “Experiments on learning by back-propagation,” *Tech. Rep. CMU-CS-86-126*, 1986.
- [14] J. Sietsma and R. J. F. Dow, “Neural network pruning - why and how,” *Proceedings of the IEEE International Conferences on Neural Networks*, vol. 1, pp. 325–333, 1988.
- [15] L. Holmstrom and P. Koistinen, “Using additive noise in back-propagation training,” *IEEE transactions on neural networks*, vol. 3, no. 1, pp. 24–38, 1992.
- [16] K. Matsuoka, “Noise injection into inputs in back-propagation learning,” *IEEE Transactions on Systems, Man, and Cybernetics*, vol. 22, no. 3, pp. 436–440, 1992.
- [17] Y. Grandvalet, S. Canu, and S. Boucheron, “Noise Injection: Theoretical Prospects,” *Neural Computation*, vol. 9,

- no. 5, pp. 1093–1108, 1997.
- [18] G. E. Hinton and R. R. Salakhutdinov, “Reducing the dimensionality of data with neural networks,” *Science*, vol. 313, pp. 504–507, 2006.
- [19] S. Wang and C. D. Manning, “Fast dropout training,” *Proceedings of the 30th International Conference on Machine Learning*, vol. 28, pp. 118–126, 2013.
- [20] B. Wang and D. Klabjan, “Regularization for unsupervised deep neural nets,” *Proceedings of the Thirty-First AAAI Conference on Artificial Intelligence*, 2017.
- [21] J. Ba and B. Frey, “Adaptive dropout for training deep neural networks,” *Advances in Neural Information Processing Systems*, pp. 1–9, 2013.
- [22] A. Graves, “Practical variational inference for neural networks,” *NIPS’11 Proceedings of the 24th International Conference on Neural Information Processing Systems*, pp. 2348–2356, 2011.
- [23] I. Frank and J. Friedman, “A statistical view of some chemometrics regression tools,” *Technometrics*, vol. 35, no. 2, pp. 109–135, 1993.
- [24] R. Tibshirani, “Regression shrinkage and selection via the lasso,” *Journal of the Royal Statistical Society: Series B*, vol. 58, no. 1, pp. 267–288, 2006.
- [25] H. Zou and T. Hastie, “Regularization and variable selection via the elastic net,” *Journal of the Royal Statistical Society: Series B*, vol. 67, no. 2, pp. 301–320, 2005.
- [26] H. Zou, “The adaptive lasso and its oracle properties,” *Journal of the American Statistical Association: Theory and Methods*, vol. 101, no. 476, pp. 1418–1429, 2006.
- [27] M. Yuan and Y. Lin, “Model selection and estimation in regression with grouped variables,” *Journal of the Royal Statistical Society: Series B*, vol. 68, no. 1, pp. 49–67, 2006.
- [28] G. An, “The Effects of Adding Noise During Back-propagation Training on a Generalization Performance,” *Neural Computation*, vol. 8, pp. 643–674, 1996.
- [29] C. M. Bishop, “Training with noise is equivalent to Tikhonov regularization,” *Neural Computation*, vol. 7, no. 1, pp. 108–116, 1995.
- [30] S. Wager, S. Wang, and P. Liang, “Dropout training as adaptive regularization,” *Advances in Neural Information Processing Systems (NIPS)*, vol. 26, pp. 351–359, 2013.
- [31] M. J. Wainwright and M. I. Jordan, *Graphical Models, Exponential Families, and Variational Inference*. Now Publishers Inc, 2008.
- [32] K. Hornik, “Approximation capabilities of multilayer feedforward networks,” *Neural Networks*, vol. 4, no. 2, pp. 251–257, 1991.
- [33] G. Lugosi, “Nonparametric estimation via empirical risk minimization,” *IEEE Transactions on Information Theory*, vol. 41, 1995.
- [34] A. Tsanas, M. A. Little, C. Fox, and L. O. Ramig, “Objective automatic assessment of rehabilitative speech treatment in parkinson’s disease,” *IEEE Transaction in Neural Systems and Rehabilitation Engineering*, vol. 22, no. 1, pp. 181–190, 2014.
- [35] D. B. Dias, R. C. B. Madeo, T. Rocha, H. H. Biscaro, and S. M. Peres, “LIBRAS Movement Database,” https://archive.ics.uci.edu/ml/machine-learning-databases/libras/movement_libras.names, 2009, [Online; accessed 22-July-2017].

- [36] —, “Hand movement recognition for brazilian sign language: A study using distance-based neural networks,” *Proceedings of the 2009 International Joint Conference on Neural Networks*, pp. 2355–2362, 2009.
- [37] M. J. Wainwright, *High-dimensional statistics: A non-asymptotic viewpoint*. to appear, 2018.
- [38] P. Vincent, H. Larochelle, Y. Bengio, and P.-A. Manzagol, “Extracting and composing robust features with denoising autoencoders,” *Proceedings of the 25th international conference on Machine learning*, pp. 1096–1103, 2008.

APPENDIX A PROOF OF LEMMA 1

$$\begin{aligned}
& \sum_{i=1}^n \mathbb{E}_e(l(\mathbf{w}|\tilde{\mathbf{x}}_i, y_i)) \\
&= -d(\tau)^{-1} \sum_{i=1}^n (\mathbf{T}(y_i) \mathbb{E}_e(\tilde{\mathbf{x}}_i \mathbf{w}) - \mathbb{E}_e(A(\tilde{\mathbf{x}}_i \mathbf{w}))) - \log(h(Y, \tau)) \\
&= -d(\tau)^{-1} \sum_{i=1}^n (\mathbf{T}(y_i) \mathbf{x}_i \mathbf{w} - \mathbb{E}_e(A(\tilde{\mathbf{x}}_i \mathbf{w}))) - \log(h(Y, \tau)) \\
&= \sum_{i=1}^n l(\mathbf{w}|\mathbf{x}_i, y_i) + R(\mathbf{w})/d(\tau),
\end{aligned}$$

where $R(\mathbf{w}) \triangleq \sum_{i=1}^n \mathbb{E}_e(A(\tilde{\mathbf{x}}_i \mathbf{w})) - A(\mathbf{x}_i \mathbf{w})$. The expectation of a second-order Taylor expansion of $A(\tilde{\mathbf{x}}_i \mathbf{w})$ around $\mathbf{x}_i \mathbf{w}$ with regard to the distribution of noise leads to $\mathbb{E}_e(A(\tilde{\mathbf{x}}_i \mathbf{w})) \approx A(\mathbf{x}_i \mathbf{w}) + A'(\mathbf{x}_i \mathbf{w}) \mathbb{E}_e(\tilde{\mathbf{x}}_i \mathbf{w} - \mathbf{x}_i \mathbf{w}) + \frac{1}{2} A''(\mathbf{x}_i \mathbf{w}) \mathbb{V}_e(\tilde{\mathbf{x}}_i \mathbf{w} - \mathbf{x}_i \mathbf{w}) = A(\mathbf{x}_i \mathbf{w}) + \frac{1}{2} A''(\mathbf{x}_i \mathbf{w}) \mathbb{V}_e(\tilde{\mathbf{x}}_i \mathbf{w})$. Thus, $R(\mathbf{w}) \approx \frac{1}{2} \sum_{i=1}^n A''(\mathbf{x}_i \mathbf{w}) \mathbb{V}_e(\tilde{\mathbf{x}}_i \mathbf{w})$.

APPENDIX B PROOF OF THEOREM 2

Denote the number of layers by L in a NN. Denote the additive whiteout noise injected to the NN by $\mathbf{e} = \{e_{ijk}\}$, where $e_{ijk}^{(l)} \sim \mathcal{N}(0, \sigma^2 |w_{jk}^{(l)}|^{-\gamma} + \lambda)$ for $i = 1, \dots, n; j = 1, \dots, m^{(l)}$ and $k = 1, \dots, m^{(l+1)}$ for $l = 1, \dots, L-1$ (we also use p to denote the number of nodes in the input layer; that is, $p = m^{(1)}$). Given \mathbf{x}_i , the predicted outputs of dimension q from the NN learned with the whiteout NI is

$$\hat{\mathbf{y}}_i = \mathbf{f}(\mathbf{x}_i, \mathbf{e}_i | \mathbf{w}, \mathbf{b})$$

where $\mathbf{f} = \mathbf{f}^{(L-1)} \circ \mathbf{f}^{(L-2)} \circ \dots \circ \mathbf{f}^{(1)} = \mathbf{f}^{(L-1):1}$ is the vector of the compound functions over the series of active functions connecting layers 1 to L . The NN parameters \mathbf{w} and \mathbf{b} are estimated by minimizing the l_2 loss between the observed and predicted outcomes $\sum_{i=1}^n |\mathbf{y}_i - \hat{\mathbf{y}}_i|^2$ ($|\cdot|$ is the Euclidean norm).

Suppose there is a small external perturbation in the input nodes, denoted by $\mathbf{d}_{p \times 1}$, that has a mean of $\mathbf{0}$ and covariance $\varpi^2 I_{p \times p}$. The predicted outcomes from the learned NN with whiteout NI given the set of externally perturbed inputs is

$$\hat{\mathbf{y}}_i = \mathbf{f}(\mathbf{x}_i + \mathbf{d}_i, \mathbf{e}_i | \mathbf{w}, \mathbf{b}).$$

The change in the predicted output with vs. without the externally perturbation \mathbf{d} is thus given by

$$\Delta_i = \hat{\mathbf{y}}_i - \hat{\mathbf{y}}_i.$$

Denote the dimension of $\hat{\mathbf{y}}_i$ by q . Each of the q elements in Δ_i can be approximated (Eqn 18) through the first-order Taylor expansion at \mathbf{x}_i w.r.t. $\mathbf{n}_{q',i} = (\mathbf{d}_i + \mathbf{e}_{i1}^{(1)}, \dots, \mathbf{d}_i + \mathbf{e}_{ip}^{(1)}, \mathbf{e}_i^{(2)}, \dots, \mathbf{e}_i^{(L-2)}, \mathbf{e}_{q',i}^{(L-1)})$ for $q' = 1, \dots, q$ ($\mathbf{n}_{q',i}$ is a column vector of length $pm^{(1)} + \sum_{l=1}^{L-2} m^{(l)}m^{(l+1)} + m^{(L-1)}q$)

$$\Delta_i \approx \Psi_i(\mathbf{w}, \mathbf{b}) \cdot \mathbf{n}_i, \text{ where} \quad (18)$$

$$\Psi_i(\mathbf{w}, \mathbf{b})^T = \begin{pmatrix} \frac{\partial \mathbf{f}_1^{(L-1):1}}{\partial f_{1,1}^{(1)}} \frac{\partial f_{1,1}^{(1)}}{\partial \mathbf{x}_i} & \cdots & \frac{\partial \mathbf{f}_q^{(L-1):1}}{\partial f_{q,1}^{(1)}} \frac{\partial f_{q,1}^{(1)}}{\partial \mathbf{x}_i} \\ \vdots & \vdots & \vdots \\ \frac{\partial \mathbf{f}_1^{(L-1):1}}{\partial f_{1,m(2)}^{(1)}} \frac{\partial f_{1,m(2)}^{(1)}}{\partial \mathbf{x}_i} & \cdots & \frac{\partial \mathbf{f}_q^{(L-1):1}}{\partial f_{q,m(2)}^{(1)}} \frac{\partial f_{q,m(2)}^{(1)}}{\partial \mathbf{x}_i} \\ \frac{\partial \mathbf{f}_1^{(L-1):2}}{\partial f_{1,1}^{(2)}} \frac{\partial f_{1,1}^{(2)}}{\partial \mathbf{h}_i^{(1)}} & \cdots & \frac{\partial \mathbf{f}_q^{(L-1):2}}{\partial f_{q,1}^{(2)}} \frac{\partial f_{q,1}^{(2)}}{\partial \mathbf{h}_i^{(1)}} \\ \vdots & \vdots & \vdots \\ \frac{\partial \mathbf{f}_1^{(L-1):2}}{\partial f_{1,m(3)}^{(2)}} \frac{\partial f_{1,m(3)}^{(2)}}{\partial \mathbf{h}_i^{(1)}} & \cdots & \frac{\partial \mathbf{f}_q^{(L-1):2}}{\partial f_{q,m(3)}^{(2)}} \frac{\partial f_{q,m(3)}^{(2)}}{\partial \mathbf{h}_i^{(1)}} \\ \vdots & \vdots & \vdots \\ \frac{\partial f_1^{(L-1)}}{\partial \mathbf{h}_i^{(L-1)}} & \cdots & \frac{\partial f_q^{(L-1)}}{\partial \mathbf{h}_i^{(L-1)}} \\ \vdots & \vdots & \vdots \\ \frac{\partial f_1^{(L-1)}}{\partial \mathbf{h}_i^{(L-1)}} & \cdots & \frac{\partial f_q^{(L-1)}}{\partial \mathbf{h}_i^{(L-1)}} \end{pmatrix},$$

$$\frac{\partial f_j^{(1)}}{\partial \mathbf{x}_i} = \left(\frac{\partial f_j^{(1)}}{\partial x_{i1}}, \dots, \frac{\partial f_j^{(1)}}{\partial x_{ip}} \right)^T \text{ for } j = 1, \dots, m^{(2)}, \mathbf{h}_i^{(l)}$$

denotes the hidden nodes in the l -th layer, and $\frac{\partial f_j^{(l)}}{\partial \mathbf{h}_i^{(l)}} =$

$$\left(\frac{\partial f_j^{(l)}}{\partial h_{i1}^{(l)}}, \dots, \frac{\partial f_j^{(l)}}{\partial h_{i,m^{(l)}}^{(l)}} \right)^T \text{ for } j=1, \dots, m^{(l)} \text{ and } l=2, \dots, L-1.$$

For notation simplicity, we use Ψ_i in place of $\Psi_i(\mathbf{w}, \mathbf{b})$, and the q' -th column of Ψ_i by $\Psi_{q',i}$ in what follows.

We modify the sensitivity definition of a learned NN from Matsuoka [16] to accommodate the training of the NN with the whiteout NI. The modified sensitivity $S(\mathbf{w}, \mathbf{b})$ is the summed ratio (over all cases $i = 1, \dots, n$) between the variance of $|\Delta_i|$ over the joint distribution of \mathbf{n}_i and the variance of the total input perturbation into case i .

$$\begin{aligned} S(\mathbf{w}, \mathbf{b}) &= \sum_{i=1}^n \frac{\mathbf{V}_{\mathbf{n}_i}(|\Delta_i|)}{\mathbf{V}_{\mathbf{d}}(|\mathbf{d}|)} \\ &\approx \sum_{i=1}^n \frac{\sum_{q'=1}^q \mathbf{E}_{\mathbf{n}_{q',i}}(\Psi_{q',i} \mathbf{n}_{q',i})^2}{\mathbf{E}_{\mathbf{d}_i}|\mathbf{d}_i|^2} \\ &= p^{-1} \sum_{i=1}^n \sum_{q'=1}^q \Psi_{q',i} \begin{pmatrix} R+D_1 & 0 \\ 0 & D_{q',2} \end{pmatrix} \Psi_{q',i}^T \\ &= p^{-1} \sum_{i=1}^n \sum_{q'=1}^q \Psi_{q',i} D \Psi_{q',i}^T, \end{aligned} \quad (19)$$

where R is a symmetric band matrix that captures the correlation among $\mathbf{n}_{q',i}$ due to \mathbf{d}_i and $R[i, i+p] = 1$ for $i = 1, \dots, p(m-1)$ and 0 otherwise in its upper triangle, $D_1 = \text{diag}(\sigma^2 \varpi^{-2} |w_{jk}^{(1)}|^{-\gamma} + \lambda \varpi^{-2} + 1)$ for $j=1, \dots, p$ and $k = 1, \dots, m^{(2)}$, $D_{q',2} = \text{diag}(D^{(2)}, \dots, D^{(L-2)}, D_{q'}^{(L-1)})$

with $D^{(l)} = \text{diag}(\sigma^2 \varpi^{-2} |w_{jk}^{(l)}|^{-\gamma} + \lambda \varpi^{-2})$ for $l = 2, \dots, L-2$ and $D_{q'}^{(L-1)} = \text{diag}(\sigma^2 \varpi^{-2} |w_{jq'}^{(L-1)}|^{-\gamma} + \lambda \varpi^{-2})$.

Following the framework in Matsuoka [16], we minimize the sum of the loss function and the sensitivity of the network, instead of the raw l_2 loss function $l(\mathbf{w}, \mathbf{b}) = \sum_{i=1}^n |y_i - \bar{y}_i|^2$ alone (\bar{y}_i is the predicted outcome from minimizing $l(\mathbf{w}, \mathbf{b})$), which is prone to overfitting or instability in this context. That is, the objective function is

$$\sum_{i=1}^n |y_i - \bar{y}_i|^2 + aS(\mathbf{w}, \mathbf{b}), \quad (20)$$

where a is a tuning parameter. Plugging in $S(\mathbf{w}, \mathbf{b})$ from Eqn (19), Eqn (20) becomes

$$\sum_{i=1}^n |y_i - \bar{y}_i|^2 + a \sum_{i=1}^n \sum_{q'=1}^q \Psi_{q',i} D \Psi_{q',i}^T / p \quad (21)$$

We now show that the objective function in Eqn (21) is approximately equivalent to $\mathbf{E}_{\mathbf{e}^*}(l_p(\mathbf{w}, \mathbf{b} | \mathbf{e}^*, \mathbf{x}, \mathbf{y}))$, the expected loss function over the distribution of the sum of two sets of whiteout noise $\mathbf{e}_i^* = \mathbf{e}_i^a + \mathbf{e}_i^b$. Specifically,

for input nodes:

$$e_{ijk}^a \sim N(0, \sigma^{*2} |w_{jk}^{(1)}|^{-\gamma} + \lambda^*) \text{ and } e_{ij}^b \sim N(0, ap^{-1});$$

for hidden nodes in layer $l = 2, \dots, L-1$

$$e_{ijk}^a \sim N(0, \sigma^{*2} |w_{jk}^{(l)}|^{-\gamma} + \lambda^*) \text{ and } e_{ijk}^b = 0,$$

where $\sigma^{*2} = a\sigma^2 \varpi^{-2} / p$ and $\lambda^* = a\lambda \varpi^{-2} / p$. It can be show easily that $\mathbf{V}(\mathbf{e}_i^*) = D$. In other words, Eqn (21) can be written in terms of \mathbf{e}^*

$$\begin{aligned} &\sum_{i=1}^n |y_i - \bar{y}_i|^2 + \sum_{i=1}^n \sum_{q'=1}^q \Psi_{q',i} \mathbf{V}(\mathbf{e}_i^*) \Psi_{q',i}^T \\ &= \sum_{i=1}^n |y_i - \bar{y}_i|^2 + \sum_{i=1}^n \sum_{q'=1}^q \mathbf{V}(\Psi_{q',i} \mathbf{e}_i^*) \\ &= \sum_{i=1}^n |y_i - \bar{y}_i|^2 + \sum_{i=1}^n \sum_{q'=1}^q \mathbf{E}(\Psi_{q',i} \mathbf{e}_i^*)^2 \\ &= \mathbf{E}_{\mathbf{e}^*} \left(\sum_{i=1}^n \sum_{q'=1}^q ((y_{i,q'} - \bar{y}_{i,q'}) - (\Psi_{q',i}^T \mathbf{e}_i^*))^2 \right). \end{aligned}$$

Per the first-order Taylor expansion

$$\begin{aligned} &\approx \mathbf{E}_{\mathbf{e}^*} \left(\sum_{i=1}^n \sum_{q'=1}^q (y_{i,q'} - \hat{y}_{i,q'} - (\hat{y}_{i,q'} - \bar{y}_i))^2 \right) \\ &= \mathbf{E}_{\mathbf{e}^*} \left(\sum_{i=1}^n \sum_{q'=1}^q (y_{i,q'} - \hat{y}_{i,q'})^2 \right) \\ &= \mathbf{E}_{\mathbf{e}^*} (l_p(\mathbf{w}, \mathbf{b} | \mathbf{e}^*, \mathbf{x}, \mathbf{y})), \end{aligned}$$

implying minimizing the sum of the original loss function and the sensitivity of the NN is approximately equivalent to minimizing the whiteout perturbed loss function.

APPENDIX C PROOF OF LEMMA 2

This lemma is established in NNs with a single hidden layer and a single output node. Since $|\inf_{\mathbf{w}, \mathbf{b}} l_p(\mathbf{w}, \mathbf{b} | \mathbf{x}, \mathbf{y}, \mathbf{e}) - \inf_{\mathbf{w}, \mathbf{b}} l_p(\mathbf{w}, \mathbf{b} | \mathbf{x}, \mathbf{y})| \leq 2 \sup_{\mathbf{w}, \mathbf{b}} |l_p(\mathbf{w}, \mathbf{b} | \mathbf{x}, \mathbf{y}, \mathbf{e}) - l_p(\mathbf{w}, \mathbf{b} | \mathbf{x}, \mathbf{y})|$, we can establish the convergence of $\sup_{\mathbf{w}, \mathbf{b}} |l_p(\mathbf{w}, \mathbf{b} | \mathbf{x}, \mathbf{y}, \mathbf{e}) - l_p(\mathbf{w}, \mathbf{b} | \mathbf{x}, \mathbf{y})|$, which would automatically imply the convergence of $|\inf_{\mathbf{w}, \mathbf{b}} l_p(\mathbf{w}, \mathbf{b} | \mathbf{x}, \mathbf{y}, \mathbf{e}) - \inf_{\mathbf{w}, \mathbf{b}} l_p(\mathbf{w}, \mathbf{b} | \mathbf{x}, \mathbf{y})|$. By Lemma 2 in Lugosi [33], for any $t > 0$,

$$\Pr \left(\sup_{\mathbf{w}, \mathbf{b}} |l_p(\mathbf{w}, \mathbf{b} | \mathbf{x}, \mathbf{y}, \mathbf{e}) - l_p(\mathbf{w}, \mathbf{b} | \mathbf{x}, \mathbf{y})| > t \right)$$

$$\leq 4E(\mathbf{N}(t/16, \mathcal{L}(\mathbf{e})) \exp\left(-\frac{kt^2}{128B}\right),$$

where $\mathcal{L}(\mathbf{e}) = \{l_p(\mathbf{w}, \mathbf{b}|\mathbf{x}, \mathbf{y}, \mathbf{e}_1), \dots, l_p(\mathbf{w}, \mathbf{b}|\mathbf{x}, \mathbf{y}, \mathbf{e}_k)\}; l_p \in \mathcal{L} \subseteq \mathcal{R}^k$ is the space of functions in \mathcal{L} restricted to $\mathbf{e}_1, \dots, \mathbf{e}_k$, B is the uniform bound on $\mathcal{L}(\mathbf{e})$, $\mathbf{N}(t/16, \mathcal{L}(\mathbf{e}))$ is the L_1 covering number of $\mathcal{L}(\mathbf{e})$, defined as the cardinality of the smallest finite set in $R^{m(p+1)}$ (p is the number of the input nodes, and m is the hidden nodes), such that for every $a \in \mathcal{L}(\mathbf{e})$ there is a point $a' \in \mathcal{R}^{m(p+1)}$ in this finite set such that $\frac{1}{m(p+1)} \|a - a'\|_1 \leq t$. By Theorem 1 in Lugosi [33], we assume without loss of generality that the inverse activation function of output variable \mathbf{y} plus the summed noises injected into hidden nodes, $(f^{(2)})^{-1}(\mathbf{y}) + \sum \mathbf{e}$, is bounded upward (the inner products of weights and $\sum \mathbf{e}$ are practically unlikely to take on large values, if the BP algorithm is used for computation). Define the NN model \mathcal{F} as

$$\mathcal{F} = \left\{ \sum_{j=1}^m w_j^{(2)} f^{(1)}(\mathbf{x}\mathbf{w}_j^{(1)} + b^{(1)}) + b^{(2)}; \right. \\ \left. \mathbf{w}_j^{(1)} \in \mathcal{R}^p, b^{(1)}, b^{(2)} \in \mathcal{R}, \sum_{j=1}^m |w_j^{(2)}| \leq \beta \right\}.$$

Further assume that hidden nodes $f^{(1)}(\mathbf{w}_j, b_j)$ are uniformly bounded, then by Theorem 3 in Lugosi [33],

$$\Pr\left(\sup_{\mathcal{F}} |l_p(\mathbf{w}, \mathbf{b}|\mathbf{x}, \mathbf{y}) - l_p(\mathbf{w}, \mathbf{b}|\mathbf{x}, \mathbf{y}, \mathbf{e})| > t\right) \\ \leq 8(512e\beta^3/t)^{2m} \exp\left(\frac{-knt^2}{2048\beta^4}\right), \quad (22)$$

which goes to 0 as $k \rightarrow \infty$, so does $\Pr\left(\left|\inf_{\mathbf{w}, \mathbf{b}} l_p(\mathbf{w}, \mathbf{b}|\mathbf{x}, \mathbf{y}, \mathbf{e}) - \inf_{\mathbf{w}, \mathbf{b}} l_p(\mathbf{w}, \mathbf{b}|\mathbf{x}, \mathbf{y})\right| > t\right)$. By the Berel-Cantelli Lemma, $\inf_{\mathbf{w}, \mathbf{b}} l_p(\mathbf{w}, \mathbf{b}|\mathbf{x}, \mathbf{y}, \mathbf{e})$ converges to $\inf_{\mathbf{w}, \mathbf{b}} l_p(\mathbf{w}, \mathbf{b}|\mathbf{x}, \mathbf{y})$ almost surely.

APPENDIX D PROOF OF LEMMA 3

This lemma is established in NNs with a single hidden layer and a single output node. By Jensen's Inequality,

$$\begin{aligned} & \left| \inf_{\mathbf{w}, \mathbf{b}} l_p(\mathbf{w}, \mathbf{b}|\mathbf{x}, \mathbf{y}) - \inf_{\mathbf{w}, \mathbf{b}} l_p(\mathbf{w}, \mathbf{b}) \right| \\ &= \left| \inf_{\mathbf{w}, \mathbf{b}} E_{\mathbf{e}} \left(n^{-1} \sum_{i=1}^n |f(\mathbf{x}_i, \mathbf{e}|\mathbf{w}, \mathbf{b}) - \mathbf{y}_i|^2 \right) - \right. \\ & \quad \left. \inf_{\mathbf{w}, \mathbf{b}} E_{\mathbf{e}} \left(E_{\mathbf{x}, \mathbf{y}} |f(\mathbf{x}, \mathbf{e}|\mathbf{w}, \mathbf{b}) - \mathbf{y}|^2 \right) \right| \\ &\leq E_{\mathbf{e}} \left| \inf_{\mathbf{w}, \mathbf{b}} n^{-1} \sum_{i=1}^n |f(\mathbf{x}_i, \mathbf{e}_i|\mathbf{w}, \mathbf{b}) - \mathbf{y}_i|^2 - \right. \\ & \quad \left. \inf_{\mathbf{w}, \mathbf{b}} E_{\mathbf{x}, \mathbf{y}} |f(\mathbf{x}, \mathbf{e}|\mathbf{w}, \mathbf{b}) - \mathbf{y}|^2 \right| \\ &= E_{\mathbf{e}} \left| \inf_{\mathbf{w}, \mathbf{b}} l_p(\mathbf{w}, \mathbf{b}|\mathbf{x}, \mathbf{y}, \mathbf{e}) - \inf_{\mathbf{w}, \mathbf{b}} l_p(\mathbf{w}, \mathbf{b}|\mathbf{e}) \right| \\ &\leq E_{\mathbf{e}} \left(2 \sup_{\mathbf{w}, \mathbf{b}} |l_p(\mathbf{w}, \mathbf{b}|\mathbf{x}, \mathbf{y}, \mathbf{e}) - l_p(\mathbf{w}, \mathbf{b}|\mathbf{x}, \mathbf{y}, \mathbf{e})| \right). \quad (23) \end{aligned}$$

Define a sequence of functions $\mathcal{F}_1, \mathcal{F}_2, \dots$ as

$$\mathcal{F}_n = \left\{ \sum_{j=1}^{m_n} w_j^{(2)} f^{(1)}(\mathbf{x}\mathbf{w}_j^{(1)} + b_j^{(1)}) + b^{(2)}; \right.$$

$$\left. \mathbf{w}_j^{(1)} \in \mathcal{R}^p, b^{(1)}, b^{(2)} \in \mathcal{R}, \sum_{j=1}^{m_n} |w_j^{(2)}| \leq \beta_n \right\},$$

where the number of hidden nodes m_n can change with n , and the hidden nodes $f^{(1)}(\mathbf{x}\mathbf{w}_j^{(1)} + b_j^{(1)})$ are uniformly bounded. By Theorem 3 in Lugosi [33], we have

$$\begin{aligned} & \Pr\left(\sup_{f \in \mathcal{F}_n} |E_{\mathbf{x}, \mathbf{y}} |f(\mathbf{x}, \mathbf{e}) - \mathbf{y}|^2 - \frac{1}{n} \sum_{i=1}^n |f(\mathbf{x}_i, \mathbf{e}_i) - \mathbf{y}_i|^2| > t\right) \\ &= \Pr\left(\sup_{f \in \mathcal{F}_n} |l_p(\mathbf{w}, \mathbf{b}|\mathbf{e}) - l_p(\mathbf{w}, \mathbf{b}|\mathbf{x}, \mathbf{y}, \mathbf{e})| > t\right) \\ &\leq 4(256e(m_n+1)\beta_n^2/t)^{m_n(2p+3)+1} \exp\left(\frac{-nt^2}{2048\beta_n^4}\right), \quad (24) \end{aligned}$$

which goes to zero if $n^{-1}m_n\beta_n^4 \log(m_n\beta_n) \rightarrow 0$, so does

$$\Pr\left(\left|\inf_{\mathbf{w}, \mathbf{b}} l_p(\mathbf{w}, \mathbf{b}|\mathbf{x}, \mathbf{y}) - \inf_{\mathbf{w}, \mathbf{b}} l_p(\mathbf{w}, \mathbf{b})\right| > t\right)$$

by Eqn (23). If $\exists \delta > 0$ such that $\beta_n^4/n^{1-\delta} \rightarrow 0$, then $\left|\inf_{\mathbf{w}, \mathbf{b}} l_p(\mathbf{w}, \mathbf{b}|\mathbf{x}, \mathbf{y}) - \inf_{\mathbf{w}, \mathbf{b}} l_p(\mathbf{w}, \mathbf{b})\right| < \delta$ as $n \rightarrow \infty$ with probability 1 is guaranteed by the Borel-Cantelli Lemma.

APPENDIX E PROOF OF THEOREM 3

Let $\sigma_{\max}(n)$ be the maximum noise variance among all injected noises. If $\sigma_{\max}(n) \rightarrow 0$ as $n \rightarrow \infty$, then by Eqn (24) in Appendix D, we have

$$\begin{aligned} & \Pr\left(\sup_{f \in \mathcal{F}_n} |l_p(\mathbf{w}, \mathbf{b}|\mathbf{e}) - l_p(\mathbf{w}, \mathbf{b}|\mathbf{x}, \mathbf{y}, \mathbf{e})| > t\right) \rightarrow \\ & \Pr\left(\sup_{f \in \mathcal{F}_n} |l(\mathbf{w}, \mathbf{b}) - l(\mathbf{w}, \mathbf{b}|\mathbf{x}, \mathbf{y})| > t\right) \rightarrow 0 \end{aligned}$$

Taken together with Eqn (22) in Appendix C, we have

$$\Pr\left(\sup_{f \in \mathcal{F}_n} |l(\mathbf{w}, \mathbf{b}) - l_p(\mathbf{w}, \mathbf{b}|\mathbf{x}, \mathbf{y}, \mathbf{e})| > t\right) \rightarrow 0 \quad (25)$$

as $k \rightarrow \infty, n \rightarrow \infty$. Therefore, If $\sigma_{\max}(n) \rightarrow 0$ as $n \rightarrow \infty$, then $\left|\inf_{\mathbf{w}, \mathbf{b}} l_p(\mathbf{w}, \mathbf{b}|\mathbf{x}, \mathbf{y}, \mathbf{e}) - \inf_{\mathbf{w}, \mathbf{b}} l(\mathbf{w}, \mathbf{b})\right| < \delta$ as $k \rightarrow \infty, n \rightarrow \infty$ for any $\delta > 0$ with probability 1.

APPENDIX F PROOF OF THEOREM 4

This theorem is similarly proved as Theorem 3 in Holmstrom and Koistinen [15]. Suppose Theorem 4 does not hold for the minimizer $\hat{\mathbf{w}}_p^{r, n}$, then there exists an $\epsilon > 0$ and a subsequence of $\{n_i\}$ and for each i , a subsequence of $(r_{i,j})_j$, such that $d(\nu_{i,j}, \hat{\mathbf{W}}_p^{r_{i,j}, n_i}) \geq \epsilon$ if $\nu_{i,j} = \hat{\mathbf{w}}_p^{r_{i,j}, n_i}$ for $i, j \in \mathbf{N}$ (the natural number set). Let $\mu_{i,j} = l_p(\nu_{i,j}, \mathbf{b}|\mathbf{x}, \mathbf{y}, \mathbf{e})$. By Eqn (25), there exists subsequences $(i_k)_k$ and $(j_k)_k$, such that

$$\Pr\left(\sup_{\mathbf{w}} |\mu_{i_k, j_k}(\mathbf{w}) - l(\mathbf{w}, \mathbf{b})| > t\right) \leq k^{-1}, k \in \mathbf{N}. \quad (26)$$

Since \mathbf{W} is compact, the subsequence $(\nu_{i_k, j_k})_k$ converges to a point $\hat{\mathbf{w}}^* \in \mathbf{W}$ and $\hat{\mathbf{w}}^* \notin \hat{\mathbf{W}}^0$ since $d(\hat{\mathbf{w}}^*, \hat{\mathbf{W}}^0) \geq \epsilon$. On the other hand, for an arbitrary $\mathbf{w} \in \mathbf{W}$, we have

$$\begin{aligned} & l(\hat{\mathbf{w}}^*, \mathbf{b}) - l(\mathbf{w}, \mathbf{b}) = \\ & (l(\hat{\mathbf{w}}^*, \mathbf{b}) - l(\nu_{i_k, j_k}, \mathbf{b})) + (l(\nu_{i_k, j_k}, \mathbf{b}) - \mu_{i_k, j_k}(\nu_{i_k, j_k})) \\ & (\mu_{i_k, j_k}(\nu_{i_k, j_k}) - \mu_{i_k, j_k}(\mathbf{w})) + (\mu_{i_k, j_k}(\mathbf{w}) - l(\mathbf{w}, \mathbf{b})) \end{aligned}$$

By the continuity of the ilf and $\lim_{j \rightarrow \infty} \nu_{i_k, j_k} = \hat{\mathbf{w}}^*$, $l(\hat{\mathbf{w}}^*, \mathbf{b}) - l(\nu_{i_k, j_k}, \mathbf{b})$ in the above equation is arbitrarily small with $k \rightarrow \infty$; by Eqn (26), $l(\nu_{i_k, j_k}, \mathbf{b}) - \mu_{i_k, j_k}(\nu_{i_k, j_k})$ and $(\mu_{i_k, j_k}(\mathbf{w}) - l(\mathbf{w}, \mathbf{b}))$ are arbitrarily small with $k \rightarrow \infty$; and $(\mu_{i_k, j_k}(\nu_{i_k, j_k}) - \mu_{i_k, j_k}(\mathbf{w}))$ is non-positive. By the arbitrariness of $\mathbf{w} \in \mathbf{W}$, we must have $\hat{\mathbf{w}}^* \in \mathbf{W}^0$, which is a contradiction to the assumption that Theorem 4 fails.

APPENDIX G

PROOF OF COROLLARY 3

The proof utilize the following theorem [17]. Let $\epsilon = (\epsilon_1, \dots, \epsilon_p)$ be a vector of p independent standard Gaussian variables and $g: R^p \rightarrow R$ be L -Lipschitz continuous with respect to the Euclidean norm, then $g(\epsilon) - E(g(\epsilon))$ is sub-Gaussian with parameter at most L such as, for any $\delta \geq 0$,

$$\Pr(|g(\epsilon) - E(g(\epsilon))| > \delta) \leq 2 \exp\left(\frac{-\delta^2}{2L^2}\right). \quad (27)$$

In the context of whiteout, injected noise \mathbf{e} has mean $\mathbf{0}$ and covariance $\Sigma = \text{diag}\{\sigma^2|\mathbf{w}|^{-\gamma} + \lambda\}$. We re-write $\mathbf{e} = \Sigma^{1/2}\epsilon$, where ϵ is standard Gaussian with mean $\mathbf{0}$ and the identity covariance. $g(\epsilon)$ in Eqn (27) refers to pelf $l_p(\mathbf{w}, \mathbf{b}|\mathbf{x}, \mathbf{y}, \mathbf{e}) = (kn)^{-1} \sum_{j=1}^k \sum_{i=1}^n (f(\mathbf{x}_i, \Sigma_{ij}^{1/2}\epsilon|\mathbf{w}, \mathbf{b}) - y_i)^2$, and $E(g(\epsilon))$ is nm-pelf $l_p(\mathbf{w}, \mathbf{b}|\mathbf{x}, \mathbf{y})$ in the whiteout setting, where f is the composition of a series of continuous and bounded activation functions between layers. To determine the Lipschitz constant for $g(\epsilon)$ in the context of whiteout, we need to bound $\frac{\partial g}{\partial \epsilon}$. Applying the chain rule, we have $\frac{\partial g}{\partial \epsilon} = 2(kn)^{-1} \sum_{j=1}^k \sum_{i=1}^n (f(\mathbf{x}_i, \Sigma_{ij}^{1/2}\epsilon|\mathbf{w}, \mathbf{b}) - y_i) f'(\mathbf{x}_i, \Sigma_{ij}^{1/2}\epsilon|\mathbf{w}, \mathbf{b}) \mathbf{w}$. f and \mathbf{y} are bounded; the derivative of f is bounded per its Lipschitz continuity condition, and \mathbf{w} is naturally bounded due to the corresponding regularization constraints imposed by whiteout, $l_p(\mathbf{w}, \mathbf{b}|\mathbf{x}, \mathbf{y}, \epsilon)$ is therefore Lipschitz continuous. Since \mathbf{e} is a linear function of ϵ , the Lipschitz continuity maintains in terms of \mathbf{e} . Then by the Bounded differences inequality theorem [37], the Lipschitz constant of $l_p(\mathbf{w}, \mathbf{b}|\mathbf{x}, \mathbf{y}, \mathbf{e})$ is B/\sqrt{kn} , where $B > 0$ is a constant, then

$$\Pr(|l_p(\mathbf{w}, \mathbf{b}|\mathbf{x}, \mathbf{y}, \mathbf{e}) - l_p(\mathbf{w}, \mathbf{b}|\mathbf{x}, \mathbf{y})| > \delta) \leq 2 \exp\left(-\frac{kn\delta^2}{2B^2}\right)$$

APPENDIX H

BACKPROPAGATION WITH WITHOUT

The backpropagation (BP) algorithm often used training NNs in the supervised learning setting comprises a feedforward (FF) step and a BP step. We list a revised BP algorithm in Table VII to accommodate whiteout NI using feedforward NNs

an example. In brief, whiteout affects the calculation of hidden units in the FF step and the gradients of the loss function in the BP step, while all the other steps remain unchanged compared to the regular BP algorithm.

Let $m^{(l)}$ and $m^{(l+1)}$ denote the number of nodes in layer l and $l+1$, respectively, where $l = 1, \dots, L-1$ and L is the number of fully-connected layers. The training loss D measures the difference between the observed outcomes in the training data and their predicted values from the learned NN. The BP steps in Table VII are illustrated using the additive whiteout noise (Eqn 1); and the steps with the multiplicative noise (Eqn 2) are listed in the footnote of Table VII.

input: learning rate η ; tuning parameters in whiteout Gaussian noise $(\sigma^2, \gamma, \lambda)$; initial values for \mathbf{w} and \mathbf{b} .

1. **FF:**

do $l = 1$ to $L - 1$

do $k = 1$ to $m^{(l+1)}$

• sample $e_{1k}, \dots, e_{m^{(l)}k}$ from $N(0, 1)$:

• calculate $u_k^{(l+1)} = b_k^{(l)} + \sum_{j=1}^{m^{(l)}} w_{jk}^{(l)} \left(X_j^{(l)} + e_{jk} \sqrt{\sigma^2 |w_{jk}^{(l)}|^{-\gamma} + \lambda} \right)$
and $X_k^{(l+1)} = f(u_k^{(l+1)})$.

end do

end do

2. **BP:**

do $l = L - 1$ to 1

do $k = 1$ to $m^{(l+1)}$

do $j = 1$ to $m^{(l)}$

• §update weight: $w_{jk}^{(l)} = w_{jk}^{(l)} - \eta \frac{\partial D}{\partial w_{jk}^{(l)}}$, where

$$\begin{aligned} \frac{\partial D}{\partial w_{jk}^{(l)}} &= \frac{\partial D}{\partial u_k^{(l+1)}} \frac{\partial u_k^{(l+1)}}{\partial w_{jk}^{(l)}} \quad \text{with} \quad \frac{\partial D}{\partial u_k^{(l+1)}} = \frac{\partial D}{\partial X_k^{(l+1)}} f'(u_k^{(l+1)}) \\ \text{and} \quad \frac{\partial u_k^{(l+1)}}{\partial w_{jk}^{(l)}} &= X_j^{(l)} + e_{jk} \frac{2(\sigma^2 |w_{jk}^{(l)}|^{-\gamma} + \lambda) - \sigma^2 \gamma |w_{jk}^{(l)}|^{-\gamma}}{2(\sigma^2 |w_{jk}^{(l)}|^{-\gamma} + \lambda)^{1/2}} \end{aligned}$$

end do

• update bias: $b_k^{(l)} = b_k^{(l)} - \eta \frac{\partial D}{\partial b_k^{(l)}}$, where

$$\frac{\partial D}{\partial b_k^{(l)}} = \frac{\partial D}{\partial u_k^{(l+1)}} \frac{\partial u_k^{(l+1)}}{\partial b_k^{(l)}} = \frac{\partial D}{\partial u_k^{(l+1)}}$$

end do

end do

Repeat the FF and BP steps for a sufficient number of epochs until the training loss D converges.

output: estimates of (\mathbf{w}, \mathbf{b}) .

§ e.g.: if $D = \frac{1}{2} \sum_{i=1}^n (y_i - \hat{y}_i)^2$, then $\frac{\partial D}{\partial u_k^{(L)}} = (Y - X_k^{(L)}) f'(u_k^{(L)})$ for

$$\begin{aligned} l = L - 1; \quad \frac{\partial D}{\partial u_k^{(L-1)}} &= \frac{\partial D}{\partial X_k^{(L-1)}} f'(u_k^{(L-1)}) = \sum_{k'} \frac{\partial D}{\partial u_{k'}^{(L)}} \frac{\partial u_{k'}^{(L)}}{\partial X_k^{(L-1)}} f'(u_k^{(L-1)}) \\ &= \sum_{k'} \frac{\partial D}{\partial u_{k'}^{(L)}} w_{kk'}^{(L-1)} f'(u_k^{(L-1)}) \quad \text{for } l = L - 2, \text{ and so on for } l = L - 3, \dots, 1 \end{aligned}$$

All the steps above are the same with the multiplicative noise, except for the calculation of $u_k^{(l+1)}$ in FF and $\frac{\partial u_k^{(l+1)}}{\partial w_{jk}^{(l)}}$ in BP.

FF: $u_k^{(l+1)} = b_k^{(l)} + \sum_{j=1}^{m^{(l)}} w_{jk}^{(l)} X_j^{(l)} \left(1 + e_{jk} \sqrt{\sigma^2 |w_{jk}^{(l)}|^{-\gamma} + \lambda} \right)$;

BP: $\frac{\partial u_k^{(l+1)}}{\partial w_{jk}^{(l)}} = X_j^{(l)} + X_j^{(l)} e_{jk} \frac{2(\sigma^2 |w_{jk}^{(l)}|^{-\gamma} + \lambda) - \sigma^2 \gamma |w_{jk}^{(l)}|^{-\gamma}}{2(\sigma^2 |w_{jk}^{(l)}|^{-\gamma} + \lambda)^{1/2}}$.

Table VII

BACKPROPAGATION WITH WHITEOUT NI

APPENDIX I

THE NN STRUCTURE EMPLOYED IN THE MNIST AND CIFAR-10 EXPERIMENTS

In both structures, Layer 1 and layer 2 were convolutional layers followed by ReLU nonlinear activation and max-pooling; layer 3 and layer 4 were fully-connected layers.

Layer	1	2	3	4
Type	conv.	conv.	fully-conn.	fully-conn.
Channels/Nodes	20	50	500	10
Filter Size	5×5	5×5	-	-
Conv. Stride	1	1	-	-
Pooling Size	2×2	2×2	-	-
Pooling Stride	2	2	-	-
Activation	ReLU	ReLU	ReLU	Softmax

Table VIII

THE NN STRUCTURE EMPLOYED IN THE MNIST DATA (REPRODUCED FROM KANG ET AL. [12])

Layer	1	2	3	4	5
Type	conv.	conv.	conv.	fully-conn.	fully-conn.
Nodes	32	32	64	64	10
Filter Size	5×5	5×5	5×5	-	-
Conv. Stride	1	1	1	-	-
Pooling type	max	average	average	-	-
Pooling Size	3×3	3×3	3×3	-	-
Pooling Stride	2	2	2	-	-
Activation	ReLU	ReLU	ReLU	ReLU	Softmax

Table IX

THE NN STRUCTURE EMPLOYED IN THE CIFAR-10 DATA (REPRODUCED FROM KANG ET AL. [12])

APPENDIX J

EXAMPLE EMPIRICAL DISTRIBUTIONS OF THE LEARNED WEIGHTS IN THE LSTV AND LIBRAS EXPERIMENTS

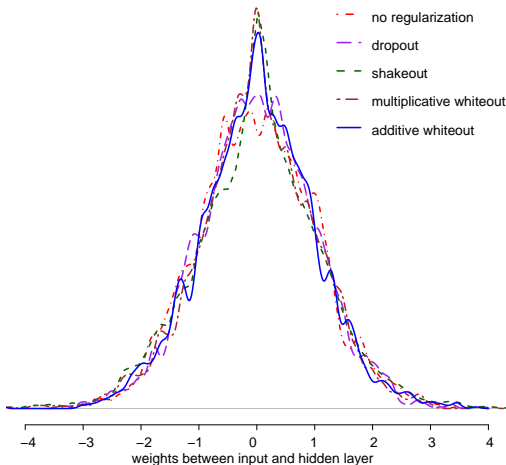


Figure 3. Example empirical distributions of the learned weights connecting the NN input and hidden layer in the LSTV data

APPENDIX K

WHITEOUT AND NIRTs IN UNSUPERVISED LEARNING

Whiteout, or NI in general, can also be applied to unsupervised learning such as dimension reduction and pre-training of deep NNs. Here we illustrate the applications of whiteout in RBMs (Section K-A) and auto-encoders (AE) (Section K-B), both of which are widely used unsupervised learning methods. The RBM algorithm is known for providing good initial values for the weights in a deep NN to facilitate later supervised

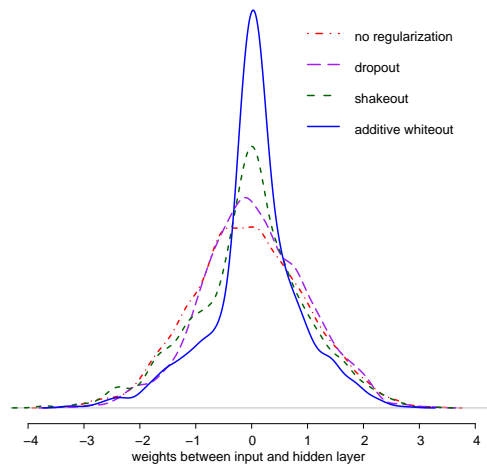


Figure 4. Example empirical distributions of the learned weights connecting the input and the first hidden layer (training size = 60) in the LIBRAS data

learning via the NN, and AEs can be used for dimensionality reduction and learning generative models of data.

A. RBM

The main difference in training a RBM with NI vs. without is the form of the conditional distribution of the visible nodes given the hidden nodes in a RBM and vice versa; and the rest of the procedures are the same with or without NI. Consider a RBM with visible nodes $\mathbf{v} \in \{0, 1\}^p$ and hidden nodes $\mathbf{h} \in \{0, 1\}^m$. The joint probability distribution of \mathbf{h} and \mathbf{v} is $p(\mathbf{h}, \mathbf{v} | \mathbf{w}, \mathbf{a}, \mathbf{b}) = \exp(-F(\mathbf{v}, \mathbf{h})) (A(\mathbf{w}, \mathbf{a}, \mathbf{b}))^{-1}$, where $F(\mathbf{v}, \mathbf{h}) = -(\mathbf{v}^t \mathbf{w} \mathbf{h} + \mathbf{a}^t \mathbf{h} + \mathbf{b}^t \mathbf{v})$ is the free energy, $A = A(\mathbf{w}, \mathbf{a}, \mathbf{b}) = \sum_{\mathbf{v}} \sum_{\mathbf{h}} \exp\{-F(\mathbf{v}, \mathbf{h})\}$ is the normalization constant, $\mathbf{w} = \{w_{ij}\} \in \mathcal{R}^{p \times m}$ is the weight matrix connecting the visible and the hidden layers, and \mathbf{a} and \mathbf{b} are the bias parameters. The parameters are trained by maximizing the likelihood of the parameters given the observed \mathbf{v} over n observations, $L(\mathbf{w}, \mathbf{a}, \mathbf{b} | \mathbf{v}) = \prod_{i=1}^n \sum_{\mathbf{h}_i} p(\mathbf{h}_i, \mathbf{v}_i | \mathbf{w}, \mathbf{a}, \mathbf{b}) = \prod_{i=1}^n \sum_{\mathbf{h}_i} \exp(-F(\mathbf{v}_i, \mathbf{h}_i)) (A(\mathbf{w}, \mathbf{a}, \mathbf{b}))^{-1}$.

Whiteout or NIRTs in general may regulate the RBM with noise $\mathbf{e} \in \mathcal{R}^{p \times m}$ injected into the p input nodes during the training in one epoch. Denote the noise perturbed inputs by $\tilde{\mathbf{v}}$, the joint distribution of $(\mathbf{h}, \tilde{\mathbf{v}})$ is

$$p(\mathbf{h}, \tilde{\mathbf{v}} | \mathbf{e}, \mathbf{w}, \mathbf{a}, \mathbf{b}) = \exp(-F(\tilde{\mathbf{v}}, \mathbf{h})) (\tilde{A}(\mathbf{w}, \mathbf{a}, \mathbf{b}))^{-1},$$

where $\tilde{A}(\mathbf{w}, \mathbf{a}, \mathbf{b}) = \sum_{\tilde{\mathbf{v}}} \sum_{\mathbf{h}} \exp\{-F(\tilde{\mathbf{v}}, \mathbf{h})\}$, and the corresponding likelihood is

$$L_p(\mathbf{w}, \mathbf{a}, \mathbf{b} | \tilde{\mathbf{v}}) = \prod_{i=1}^n \sum_{\mathbf{h}_i} e^{-F(\tilde{\mathbf{v}}_i, \mathbf{h}_i)} (\tilde{A}(\mathbf{w}, \mathbf{a}, \mathbf{b}))^{-1}. \quad (28)$$

In expectation with regard to noise, the noise-injected loss function $\sum_{i=1}^n l_p(\mathbf{w}, \mathbf{a}, \mathbf{b} | \tilde{\mathbf{v}}_i)$ is the corresponding negative log-likelihood $-\log(L_p(\mathbf{w}, \mathbf{a}, \mathbf{b} | \tilde{\mathbf{v}}))$

$$\begin{aligned} &\approx \sum_{i=1}^n l(\mathbf{w}, \mathbf{a}, \mathbf{b} | \mathbf{v}_i) + \\ &\frac{1}{2} \sum_{i=1}^n \sum_{k=1}^p \left\{ \mathbf{V}(e_{ik}) \left(\mathbf{V}_{\mathbf{v}, \mathbf{h}} \left(\sum_{j=1}^m w_{kj} h_{ij} + b_k \right) \right. \right. \\ &\quad \left. \left. - \mathbf{V}_{\mathbf{h} | \mathbf{v}} \left(\sum_{j=1}^m w_{kj} h_{ij} + b_k \right) \right) \right\}, \end{aligned} \quad (29)$$

where $\sum_{i=1}^n l(\mathbf{w}, \mathbf{a}, \mathbf{b}|\mathbf{v}_i)$ is the loss function (negative log-likelihood) with the original data, \mathbf{V}_* is the variance operator with regard to the distribution of $*$. Eqn (29) suggests that minimizing the noise-injected loss function with whiteout in RBM is approximately equivalent, in expectation with respect to \mathbf{e} , to minimizing the original loss function, plus a penalty terms on the RBM parameters. The proof of Eqn (29) is given below. Based on Eqn (28),

$$\begin{aligned} & \sum_{i=1}^n l_p(\mathbf{w}, \mathbf{a}, \mathbf{b}|\tilde{\mathbf{v}}_i) \\ &= \sum_{i=1}^n \left(\log \left(\sum_{\tilde{\mathbf{v}}_i, \mathbf{h}_i} e^{-F(\tilde{\mathbf{v}}_i, \mathbf{h}_i)} \right) - \log \left(\sum_{\mathbf{h}_i} e^{-F(\tilde{\mathbf{v}}_i, \mathbf{h}_i)} \right) \right) \\ & \mathbb{E}_{\mathbf{e}} \left(\sum_{i=1}^n l_p(\mathbf{w}, \mathbf{a}, \mathbf{b}|\tilde{\mathbf{v}}_i) \right) \quad (30) \\ &= \sum_{i=1}^n \mathbb{E}_{\mathbf{e}} \left(\underbrace{\log \left(\sum_{\tilde{\mathbf{v}}_i, \mathbf{h}_i} e^{-F(\tilde{\mathbf{v}}_i, \mathbf{h}_i)} \right)}_{\text{term 1}} - \underbrace{\log \left(\sum_{\mathbf{h}_i} e^{-F(\tilde{\mathbf{v}}_i, \mathbf{h}_i)} \right)}_{\text{term 2}} \right), \end{aligned}$$

where $F(\mathbf{v}, \mathbf{h}) = \mathbf{v}^t \mathbf{w} \mathbf{h} + \mathbf{a}^t \mathbf{h} + \mathbf{b}^t \mathbf{v}$. Let $B = B(\mathbf{v}, \mathbf{w}, \mathbf{a}, \mathbf{b}) = \sum_{\mathbf{h}} \exp(-F(\mathbf{v}, \mathbf{h}))$, and apply the second-order Taylor expansion around m repeats of \mathbf{v}_i on terms 1 and 2, respectively, we have

$$\begin{aligned} \text{term 1} &\approx \log(A) - A^{-1} \left(\sum_{\mathbf{v}_i, \mathbf{h}_i} e^{-F(\mathbf{v}_i, \mathbf{h}_i)} \mathbf{g}(\mathbf{v}_i, \mathbf{h}_i) \right) \mathbf{e}_i \\ &+ \frac{1}{2} A^{-1} \mathbf{e}'_i \left(\sum_{\mathbf{v}_i, \mathbf{h}_i} e^{-F(\mathbf{v}_i, \mathbf{h}_i)} \mathbf{H}(\mathbf{v}_i, \mathbf{h}_i) - \sum_{\mathbf{v}_i, \mathbf{h}_i} e^{-F(\mathbf{v}_i, \mathbf{h}_i)} \mathbf{g}(\mathbf{v}_i, \mathbf{h}_i) \mathbf{g}'(\mathbf{v}_i, \mathbf{h}_i) \right) \mathbf{e}_i \\ &- \frac{1}{2} A^{-2} \mathbf{e}'_i \left(\sum_{\mathbf{v}_i, \mathbf{h}_i} e^{-F(\mathbf{v}_i, \mathbf{h}_i)} \mathbf{g}(\mathbf{v}_i, \mathbf{h}_i) \right) \left(\sum_{\mathbf{v}_i, \mathbf{h}_i} e^{-F(\mathbf{v}_i, \mathbf{h}_i)} \mathbf{g}(\mathbf{v}_i, \mathbf{h}_i) \right)' \mathbf{e}_i, \end{aligned}$$

term 2 \approx

$$\begin{aligned} & \log(B(\mathbf{v}_i)) - (B(\mathbf{v}_i))^{-1} \left(\sum_{\mathbf{h}_i} e^{-F(\mathbf{v}_i, \mathbf{h}_i)} \mathbf{g}(\mathbf{v}_i, \mathbf{h}_i) \right) \mathbf{e}_i \\ &+ \frac{1}{2} (B(\mathbf{v}_i))^{-1} \mathbf{e}'_i \left(\sum_{\mathbf{h}_i} e^{-F(\mathbf{v}_i, \mathbf{h}_i)} \mathbf{H}(\mathbf{v}_i, \mathbf{h}_i) - \sum_{\mathbf{h}_i} e^{-F(\mathbf{v}_i, \mathbf{h}_i)} \mathbf{g}(\mathbf{v}_i, \mathbf{h}_i) \mathbf{g}'(\mathbf{v}_i, \mathbf{h}_i) \right) \mathbf{e}_i \\ &- \frac{1}{2} (B(\mathbf{v}_i))^{-2} \mathbf{e}'_i \left(\sum_{\mathbf{h}_i} e^{-F(\mathbf{v}_i, \mathbf{h}_i)} \mathbf{g}(\mathbf{v}_i, \mathbf{h}_i) \right) \left(\sum_{\mathbf{h}_i} e^{-F(\mathbf{v}_i, \mathbf{h}_i)} \mathbf{g}(\mathbf{v}_i, \mathbf{h}_i) \right)' \mathbf{e}_i, \end{aligned}$$

where \mathbf{e}_i contains the independent noises added to p visible nodes \mathbf{v}_i , $\mathbf{g}(\mathbf{v}_i, \mathbf{h}_i)$ of dimension $mp \times 1$ contains the gradients of $F(\mathbf{v}_i, \mathbf{h}_i)$ with regard to m repeats of \mathbf{v}_i , and $\mathbf{H}(\mathbf{v}_i, \mathbf{h}_i)$ of dimension $mp \times mp$ is the Hessian matrix of $F(\mathbf{v}_i, \mathbf{h}_i)$ with regard to m repeats of \mathbf{v}_i . Therefore, Eqn (30) is approximately

$$\begin{aligned} & \sum_{i=1}^n l_p(\mathbf{w}, \mathbf{a}, \mathbf{b}|\tilde{\mathbf{v}}_i) \approx \sum_{i=1}^n l(\mathbf{w}, \mathbf{a}, \mathbf{b}|\mathbf{v}_i) + \\ & \frac{1}{2} \sum_{i=1}^n \mathbb{E} \left[\mathbf{e}'_i A^{-1} \left(\sum_{\mathbf{v}_i, \mathbf{h}_i} e^{-F(\mathbf{v}_i, \mathbf{h}_i)} \mathbf{H}(\mathbf{v}_i, \mathbf{h}_i) - \sum_{\mathbf{v}_i, \mathbf{h}_i} e^{-F(\mathbf{v}_i, \mathbf{h}_i)} \mathbf{g}(\mathbf{v}_i, \mathbf{h}_i) \mathbf{g}'(\mathbf{v}_i, \mathbf{h}_i) \right) \mathbf{e}_i \right. \\ & \left. - \mathbf{e}'_i A^{-2} \left(\sum_{\mathbf{v}_i, \mathbf{h}_i} e^{-F(\mathbf{v}_i, \mathbf{h}_i)} \mathbf{g}(\mathbf{v}_i, \mathbf{h}_i) \right) \left(\sum_{\mathbf{v}_i, \mathbf{h}_i} e^{-F(\mathbf{v}_i, \mathbf{h}_i)} \mathbf{g}(\mathbf{v}_i, \mathbf{h}_i) \right)' \mathbf{e}_i \right] \end{aligned}$$

$$\begin{aligned} & - \mathbf{e}'_i \left((B(\mathbf{v}_i))^{-1} \left(\sum_{\mathbf{h}_i} e^{-F(\mathbf{v}_i, \mathbf{h}_i)} \mathbf{H}(\mathbf{v}_i, \mathbf{h}_i) - \sum_{\mathbf{h}_i} e^{-F(\mathbf{v}_i, \mathbf{h}_i)} \mathbf{g}(\mathbf{v}_i, \mathbf{h}_i) \mathbf{g}'(\mathbf{v}_i, \mathbf{h}_i) \right) \mathbf{e}_i \right. \\ & \left. + \mathbf{e}'_i \left((B(\mathbf{v}_i))^{-2} \left(\sum_{\mathbf{h}_i} e^{-F(\mathbf{v}_i, \mathbf{h}_i)} \mathbf{g}(\mathbf{v}_i, \mathbf{h}_i) \right) \left(\sum_{\mathbf{h}_i} e^{-F(\mathbf{v}_i, \mathbf{h}_i)} \mathbf{g}(\mathbf{v}_i, \mathbf{h}_i) \right)' \mathbf{e}_i \right) \right], \\ &= \sum_{i=1}^n l(\mathbf{w}, \mathbf{a}, \mathbf{b}|\mathbf{v}_i) + \frac{1}{2} \sum_{i=1}^n \mathbb{E} [\mathbf{e}'_i \mathbf{U}_i \mathbf{e}_i], \end{aligned}$$

where \mathbf{U}_i is the sum of the highlighted terms

$$\begin{aligned} & \text{Since } F \text{ is linear in } \mathbf{v}_i, \text{ so } H \text{ is matrix of 0, and thus } \mathbf{U}_i = \\ & (B(\mathbf{v}_i))^{-1} \left(\sum_{\mathbf{h}_i} e^{-F(\mathbf{v}_i, \mathbf{h}_i)} \mathbf{g}(\mathbf{v}_i, \mathbf{h}_i) \mathbf{g}'(\mathbf{v}_i, \mathbf{h}_i) \right) + \\ & \left((B(\mathbf{v}_i))^{-1} \sum_{\mathbf{h}_i} e^{-F(\mathbf{v}_i, \mathbf{h}_i)} \mathbf{g}(\mathbf{v}_i, \mathbf{h}_i) \right) \left((B(\mathbf{v}_i))^{-1} \sum_{\mathbf{h}_i} e^{-F(\mathbf{v}_i, \mathbf{h}_i)} \mathbf{g}(\mathbf{v}_i, \mathbf{h}_i) \right)' - \\ & (A^{-1} \left(\sum_{\mathbf{v}_i, \mathbf{h}_i} e^{-F(\mathbf{v}_i, \mathbf{h}_i)} \mathbf{g}(\mathbf{v}_i, \mathbf{h}_i) \mathbf{g}'(\mathbf{v}_i, \mathbf{h}_i) \right)) - \\ & \left(A^{-1} \sum_{\mathbf{v}_i, \mathbf{h}_i} e^{-F(\mathbf{v}_i, \mathbf{h}_i)} \mathbf{g}(\mathbf{v}_i, \mathbf{h}_i) \right) \left(A^{-1} \sum_{\mathbf{v}_i, \mathbf{h}_i} e^{-F(\mathbf{v}_i, \mathbf{h}_i)} \mathbf{g}(\mathbf{v}_i, \mathbf{h}_i) \right)' \\ &= \mathbf{E}_{\mathbf{v}, \mathbf{h}} (\mathbf{g} \mathbf{g}') + (\mathbf{E}_{\mathbf{v}_i, \mathbf{h}_i} (\mathbf{g}_i)) (\mathbf{E}_{\mathbf{v}, \mathbf{h}} (\mathbf{g}_i))' - \\ & \mathbf{E}_{\mathbf{h}|\mathbf{v}} (\mathbf{g}_i \mathbf{g}'_i) + (\mathbf{E}_{\mathbf{h}_i|\mathbf{v}_i} (\mathbf{g}_i)) (\mathbf{E}_{\mathbf{v}_i, \mathbf{h}_i} (\mathbf{g}_i))' \\ &= \mathbf{V}_{\mathbf{v}_i, \mathbf{h}_i} (\mathbf{g}_i) - \mathbf{V}_{\mathbf{h}_i|\mathbf{v}_i} (\mathbf{g}_i) \end{aligned}$$

B. AE

In the case of an AE, the goal is often to reconstruct the inputs from a learned AE. NI into input nodes has been shown to help achieve better generalization results in denoising AEs [38]. Empirical results of AEs with dropout and shakeout noise injected into hidden nodes are given in Srivastava et al. [9] and Kang et al. [12]. Here we briefly illustrate the theoretical motivation underlying NI in an AE, focusing on the parameters (weights) in the decoder part of the AE (results are generalized automatically to the weights in the encoder with the often used tied-weights assumption). Since an AE is trained layerwise, it is sufficient to illustrate the idea using a single pair of layers. Let $g(\cdot)$ denote the activation function between the hidden nodes $\mathbf{h}_i = (h_{i1}, \dots, h_{im})$ and the output nodes $\mathbf{x}_i = (x_{i1}, \dots, x_{ip})^t$ for cases $i = 1, \dots, n$. Empirical loss is defined by $l(\mathbf{w}, \mathbf{b}|\mathbf{x}) = \sum_{i=1}^n \sum_{j=1}^p (x_{ij} - g(\mathbf{h}_i \mathbf{w}_{\cdot j} + b_j))^2$, where $\mathbf{w} = \{w_{kj}\}_{m \times p}$ and $\mathbf{b} = (b_1, \dots, b_p)$ represent the weight and bias parameters between the two layers. The approximate expected perturbed loss with noise \mathbf{e} injected into the hidden nodes is a penalized version of the original loss with a penalty term on \mathbf{w} ,

$$\begin{aligned} & \mathbb{E}_{\mathbf{e}} (l_p(\mathbf{w}, \mathbf{b}|\mathbf{x}, \mathbf{e})) \approx l(\mathbf{w}, \mathbf{b}|\mathbf{x}) \\ & + 2 \sum_{i=1}^n \sum_{j=1}^p \left(\sum_{k=1}^m w_{kj}^2 \mathbf{V}(e_{ijk}) \right) \\ & \left(\left(\frac{\partial g(\mathbf{h}_i \mathbf{w}_{\cdot j} + b_j)}{\partial h_{ij}} \right)^2 - \frac{\partial^2 g(\mathbf{h}_i \mathbf{w}_{\cdot j} + b_j)}{\partial h_{ij}^2} (g(\mathbf{h}_i \mathbf{w}_{\cdot j} + b_j) - x_{ij}) \right). \quad (31) \end{aligned}$$

The proof of Eqn (31) is given below.

$$\begin{aligned} & \mathbb{E}_{\mathbf{e}} (l_p(\mathbf{w}, \mathbf{b}|\mathbf{x}, \mathbf{e})) \\ &= \mathbb{E}_{\mathbf{e}} \left(\sum_{i=1}^n \sum_{j=1}^p (x_{ij} - g((\mathbf{h}_i + \mathbf{e}_{ij}) \mathbf{w}_{\cdot j} + b_j))^2 \right) \end{aligned}$$

$$\begin{aligned}
&\approx \sum_{i=1}^n \sum_{j=1}^p (\mathbf{x}_{ij} - g(\mathbf{h}_i \mathbf{w}_{\cdot j} + b_j))^2 + \\
&\mathbf{E}_{\mathbf{e}} \left(\sum_{i=1}^n \sum_{j=1}^p 2(g(\mathbf{h}_i \mathbf{w}_{\cdot j} + b_j) - \mathbf{x}_{ij}) \frac{\partial g(\mathbf{h}_i \mathbf{w}_{\cdot j} + b_j)}{\partial h_{ij}} \mathbf{e}_{ij, \mathbf{w}_{\cdot j}} \right) \\
&+ \mathbf{E}_{\mathbf{e}} \left(\sum_{i=1}^n \sum_{j=1}^p \left(\left(\frac{\partial g(\mathbf{h}_i \mathbf{w}_{\cdot j} + b_j)}{\partial h_{ij}} \right)^2 - \right. \right. \\
&\quad \left. \left. \frac{\partial^2 g(\mathbf{w}_i \mathbf{h}_k + \mathbf{b})}{\partial h_{ij}^2} (g(\mathbf{h}_i \mathbf{w}_{\cdot j} + b_j) - x_{ij}) \right) (\mathbf{e}_{ij, \mathbf{w}_{\cdot j}})^2 \right) \\
&= l(\mathbf{w}, \mathbf{b} | \mathbf{x}) + \sum_{i=1}^n \sum_{j=1}^p \left(\sum_{k=1}^m w_{kj}^2 \mathbf{V}(e_{ijk}) \right) \\
&\quad \left(\left(\frac{\partial g(\mathbf{h}_i \mathbf{w}_{\cdot j} + b_j)}{\partial h_{ij}} \right)^2 - \frac{\partial^2 g(\mathbf{h}_i \mathbf{w}_{\cdot j} + b_j)}{\partial h_{ij}^2} (g(\mathbf{h}_i \mathbf{w}_{\cdot j} + b_j) - x_{ij}) \right)
\end{aligned}$$