

Comparison between the Logotropic and Λ CDM models at the cosmological scale

Pierre-Henri Chavanis,^a Suresh Kumar^b

^aLaboratoire de Physique Théorique, Université Paul Sabatier, 118 route de Narbonne 31062 Toulouse, France

^bDepartment of Mathematics, BITS Pilani, Pilani Campus, Rajasthan-333031, India

E-mail: chavanis@irsamc.ups-tlse.fr, suresh.kumar@pilani.bits-pilani.ac.in

Abstract. We perform a detailed comparison between the Logotropic model [P.H. Chavanis, Eur. Phys. J. Plus **130**, 130 (2015)] and the Λ CDM model in an attempt to favor one over the other in an era of precision cosmology. These two models behave similarly at large (cosmological) scales up to the present. Differences appear only in the far future, in about 25 Gyrs, when the Logotropic Universe becomes phantom while the Λ CDM Universe enters the de Sitter era. However, the Logotropic model differs from the Λ CDM model at small (galactic) scales, where the latter encounters serious problems. Having a nonvanishing pressure, the Logotropic model can solve the cusp problem and the missing satellite problem of the Λ CDM model. In addition, it leads to dark matter halos with a constant surface density $\Sigma_0 = \rho_0 r_h$, and can explain its observed value $\Sigma_0 = 141 M_\odot/\text{pc}^2$ without free parameter. It is therefore important to see if one can detect small differences between the Logotropic and Λ CDM models at the cosmological scale where these are very close to each other. This comparison is facilitated by the fact that these models depend on only two parameters, the Hubble constant H_0 and the present fraction of dark matter Ω_{m0} . Using the latest observational data from Planck 2015+Lensing+BAO+JLA+HST, we find that the best fit values of H_0 and Ω_{m0} are $H_0 = 68.30 \text{ km s}^{-1} \text{ Mpc}^{-1}$ and $\Omega_{m0} = 0.3014$ for the Logotropic model, and $H_0 = 68.02 \text{ km s}^{-1} \text{ Mpc}^{-1}$ and $\Omega_{m0} = 0.3049$ for the Λ CDM model. We analytically derive the statefinders of the Logotropic model, and obtain $(q_0, r_0, s_0) = (-0.5516, 1.011, -0.003518)$ instead of $(q_0, r_0, s_0) = (-0.5427, 1, 0)$ for the Λ CDM model. In particular, the parameter $s_0 = -B/(B+1)$ is a direct measure of the fundamental constant $B = 3.53 \times 10^{-3}$ appearing in the Logotropic model (the Λ CDM model corresponds to $B = 0$).

Contents

1	Introduction	1
2	Logotropic cosmology	4
2.1	Unification of dark matter and dark energy by a single dark fluid	4
2.2	The Logotropic dark fluid	6
2.3	The general equations	8
2.4	The Λ CDM model ($B = 0$)	9
2.5	The Logotropic model ($B = 3.53 \times 10^{-3}$)	9
2.6	Is the Logotropic model a quantum extension of the Λ CDM model?	11
2.7	The evolution of the Logotropic Universe	11
2.8	The two fluids model	14
3	Statefinders of the Logotropic model	16
3.1	Definition	16
3.2	Particular values	17
3.3	The functions $q(a)$, $r(a)$ and $s(a)$	19
3.4	The qr and sr planes	20
4	Fine comparison between the Logotropic and ΛCDM models	21
4.1	Background and perturbation equations	22
4.2	Observational constraints	22
4.3	Statefinders and behavior of dark energy	23
4.4	Numerical applications	27
5	Conclusion	28

1 Introduction

The nature of dark matter (DM) and dark energy (DE) is still unknown and remains one of the greatest mysteries of modern cosmology. DM has been introduced in astrophysics to account for the missing mass of the galaxies inferred from the virial theorem [1]. The existence of DM has been confirmed by more precise observations of rotation curves [2], gravitational lensing [3], and hot gas in clusters [4]. DE has been introduced in cosmology to account for the current acceleration of the expansion of the Universe revealed by the high redshift of type Ia supernovae treated as standardized candles [5]. Recent observations of baryonic acoustic oscillations [6], cosmic microwave background anisotropy, microlensing, and the statistics of quasars and clusters provide another independent support to the DE hypothesis. In both cases (DM and DE) more indirect measurements come from the Cosmic Microwave Background (CMB) and large scale structure observations [7–10]. In the standard cold dark matter (Λ CDM) model, DM is assumed to be made of weakly interacting massive particles (WIMPs) with a mass in the GeV–TeV range. They may correspond to supersymmetric (SUSY) particles [11]. These particles freeze out from thermal equilibrium in the early Universe and, as a consequence of this decoupling, cool off rapidly as the Universe expands. As a result, DM can be represented

by a pressureless fluid. On the other hand, in the Λ CDM model, DE is ascribed to the cosmological constant Λ introduced by Einstein [12]. This is the simplest way to account for the acceleration of the Universe. The Λ CDM model works remarkably well at large (cosmological) scales and is consistent with ever improving measurements of the cosmic microwave background (CMB) from WMAP and Planck missions [9, 10]. However, it encounters serious problems at small (galactic) scales. In particular, it predicts that DM halos should be cuspy [13] while observations reveal that they have a flat core [14]. On the other hand, the Λ CDM model predicts an over-abundance of small-scale structures (subhalos/satellites), much more than what is observed around the Milky Way [15]. These problems are referred to as the cusp problem and missing satellite problem. The expression “small-scale crisis of CDM” has been coined.

On the other hand, at the cosmological scale, despite its success at explaining many observations, the Λ CDM model has to face two theoretical problems. The first one is the cosmic coincidence problem, namely why the ratio of DE and DM is of order unity today if they are two different entities [16]. The second one is the cosmological constant problem [17]. The cosmological constant Λ is equivalent to a constant energy density $\epsilon_\Lambda = \rho_\Lambda c^2 = \Lambda c^2/8\pi G$ associated with an equation of state $P = -\epsilon$ involving a negative pressure. Some authors [18] have proposed to interpret the cosmological constant in terms of the vacuum energy. Cosmological observations lead to the value $\rho_\Lambda = \Lambda/8\pi G = 6.72 \times 10^{-24} \text{ g m}^{-3}$ of the cosmological density (DE). However, particle physics and quantum field theory predict that the vacuum energy should be of the order of the Planck density $\rho_P = c^5/\hbar G^2 = 5.16 \times 10^{99} \text{ g m}^{-3}$. The ratio between the Planck density ρ_P and the cosmological density ρ_Λ is

$$\frac{\rho_P}{\rho_\Lambda} \sim 10^{123}, \quad (1.1)$$

so these quantities differ by 123 orders of magnitude! This is the origin of the cosmological constant problem.

In order to remedy these difficulties, several alternative models of DM and DE have been introduced. The small scale problems of the Λ CDM model are related to the assumption that DM is pressureless. Therefore, some authors have considered the possibility of warm or hot DM [19]. Other authors have proposed to take into account the quantum nature of the particles which can give rise to a pressure even at $T = 0$. For example, the DM particle could be a fermion, like the sterile neutrino, with a mass in the keV range [20, 21]. In the fermionic scenario, gravitational collapse is prevented by the quantum pressure coming from the Pauli exclusion principle. Alternatively, the DM particle could be a boson, like the QCD axion, with a mass of the order of 10^{-4} eV . Other types of axions with a mass ranging from 10^{-2} eV to 10^{-22} eV (ultralight axions) have also been proposed [22]. At $T = 0$, the bosons form Bose-Einstein condensates (BECs) so that DM halos could be gigantic self-gravitating BECs (see the reviews [23–25]).¹ The bosons may be noninteracting (fuzzy) [27] or self-interacting [28]. They are equivalent to a scalar field that can be interpreted as the wavefunction of the condensate. In the bosonic scenario, gravitational collapse is prevented by the quantum pressure arising from the Heisenberg uncertainty principle or from the scattering of the bosons. In the fermionic and bosonic models, the quantum pressure prevents gravitational collapse and leads to cores instead of cusps. Quantum mechanics may therefore be a way to solve the CDM small-scale crisis.

¹QCD axions with a mass $m \sim 10^{-4} \text{ eV}$ can form mini axion stars with a maximum mass $M_{\text{max}} \sim 10^{-13} M_\odot$ [26] that could be the constituents of DM halos in the form of mini-MACHOS. Ultralight axions with a mass $m \sim 10^{-22} \text{ eV}$ can form DM halos with a typical mass $M \sim 10^8 M_\odot$ [23–25].

The physical nature of DE is more uncertain and a plethora of theoretical models has been introduced to account for the observation of an accelerating Universe. Some authors have proposed to abandon the cosmological constant Λ and explain the acceleration of the Universe in terms of DE with a time-dependent density. The simplest class of models are those with a constant equation of state parameter $w = P/\epsilon$ called “quiescence” (the acceleration of the Universe requires $w < -1/3$). The case of a time-dependent equation of state parameter $w(t)$ is called “kinessence”. Examples of kinessence include scalar fields such as “quintessence” [29] and tachyons [30], as well as braneworld models of DE [31–33] and Galileon gravity [34]. Due to the strange properties of DE, the Universe may be phantom [35] possibly giving rise to a big rip [36] or a little rip [37].

There has been some attempts to introduce models that unify DM and DE. A famous model is the Chaplygin gas which is an exotic fluid characterized by an equation of state $P = -A/\epsilon$ [38]. It behaves as a pressureless fluid (DM) at early times, and as a fluid with a constant energy density (DE) at late times, yielding an exponential acceleration of the Universe similar to the effect of the cosmological constant. However, in the intermediate regime of interest, this model does not give a good agreement with the observations [39] so that various extensions of the Chaplygin gas model have been considered, called the generalized Chaplygin gas [40–42] or the polytropic gas [43–46].

Recently, one of us (P.H.C) has introduced another model attempting to unify DM and DE. This is the so-called Logotropic model [47, 48]. The Logotropic model has the following nice features. At large (cosmological) scales, the Logotropic model is almost indistinguishable from the Λ CDM model up to the present. This is good because the Λ CDM model is remarkably successful to account for the large-scale structure of the Universe. However, the Logotropic model differs from the Λ CDM model at small (galactic) scales and is able to solve many problems of the Λ CDM model:

(i) The Logotropic model has a nonvanishing pressure, a nonzero speed of sound and a nonzero Jeans length, unlike the CDM model. The pressure can prevent gravitational collapse and solve the cusp problem and the missing satellite problem of the CDM model.

(ii) When applied to DM halos, the Logotropic model yields a universal rotation curve that coincides, up to the halo radius r_h , with the empirical Burkert profile that fits a lot of observational rotation curves [14].² In particular, the Logotropic density profile presents a core like the Burkert [14] profile while the CDM density profile presents a cusp [13].

(iii) The Logotropic model explains the universality of the surface density $\Sigma_0 = \rho_0 r_h$ of DM halos [49], the universality of the mass M_{300} of dwarf spheroidal galaxies (dSphs) contained within a sphere of size $r_u = 300$ pc [50], and the Tully-Fisher relation $v_h^4 \propto M_b$ [51]. It predicts, without free parameter, the numerical value of $\Sigma_0 = \rho_0 r_h = 141 M_\odot/\text{pc}^2$, $M_{300} = 1.93 \times 10^7 M_\odot$ and $M_b/v_h^4 = 44 M_\odot \text{km}^{-4} \text{s}^4$. These theoretical predictions agree remarkably well with the observations [47].

It is therefore important to compare the Logotropic model to the Λ CDM model. This is difficult at the cosmological scale since they lead to similar behaviors up to the present. They will differ in about 25 Gyrs years when the Logotropic model becomes phantom (the energy density increases with time) while the Λ CDM model enters in a de Sitter stage (the

²At larger distances, the halos appear to be more confined than predicted by the Logotropic model, a feature which may be explained by complicated physical processes such as incomplete relaxation, evaporation, stochastic forcing from the external environment etc. As a result, the density profiles of the halos decrease at large distances as r^{-3} like the NFW [13] and Burkert [14] profiles instead of r^{-1} as predicted by the Logotropic model.

energy density tends towards a constant).

However, we have now entered in an era of cosmological precision and even a slight deviation from the Λ CDM model could be detected now or in the close future. Therefore, in this paper we make a detailed comparison of the Logotropic and Λ CDM models. We stress that, unlike many other theoretical models, the Logotropic model has no arbitrary parameter so that it is fully predictive. More precisely, it only depends on two fundamental parameters, the Hubble constant H_0 and the present fraction of DM Ω_{m0} , like the Λ CDM model. This allows us to make a very accurate comparison between these two models with the hope to be able to distinguish them at the cosmological scale in the near future.

The paper is organized as follows. Section 2 summarizes the theory of [47, 48] with a new presentation and complements. Section 3 analytically derives the statefinders of the Logotropic model and provides their typical values. Section 4 compares the Logotropic and Λ CDM models in the light of the latest observational data from *Planck* 2015+Lensing+BAO+JLA+HST. Section 5 concludes. Readers who are familiar with the Logotropic model [47, 48], or who are only interested in the comparison with the observations, may directly go to Sec. 4.

2 Logotropic cosmology

2.1 Unification of dark matter and dark energy by a single dark fluid

We assume that the Universe is homogeneous and isotropic, and contains a uniform perfect fluid of energy density $\epsilon(t)$, rest-mass density $\rho(t)$, and isotropic pressure $P(t)$. It will be called the dark fluid (DF). We assume that the Universe is flat ($k = 0$) in agreement with the observations of the cosmic microwave background (CMB) [9, 10]. On the other hand, we ignore the cosmological constant ($\Lambda = 0$) because the contribution of DE will be taken into account in the equation of state of the DF. Under these assumptions, the Friedmann equations can be written as [52]:

$$\frac{d\epsilon}{dt} + 3\frac{\dot{a}}{a}(\epsilon + P) = 0, \quad (2.1)$$

$$\frac{\ddot{a}}{a} = -\frac{4\pi G}{3c^2}(\epsilon + 3P), \quad (2.2)$$

$$H^2 = \left(\frac{\dot{a}}{a}\right)^2 = \frac{8\pi G}{3c^2}\epsilon, \quad (2.3)$$

where $a(t)$ is the scale factor and $H = \dot{a}/a$ is the Hubble parameter. Among these equations, only two are independent. The first equation is the equation of continuity, or the energy conservation equation. The second equation determines the acceleration of the Universe. The third equation relates the Hubble parameter, i.e., the velocity of expansion of the Universe, to the energy density. The deceleration parameter is defined by

$$q(t) = -\frac{\ddot{a}a}{\dot{a}^2}. \quad (2.4)$$

The Universe is decelerating when $q > 0$ and accelerating when $q < 0$. Introducing the equation of state parameter $w = P/\epsilon$, and using the Friedmann equations (2.2) and (2.3), we obtain for a flat Universe

$$q(t) = \frac{1 + 3w(t)}{2}. \quad (2.5)$$

We see from Eq. (2.5) that the Universe is decelerating if $w > -1/3$ (strong energy condition) and accelerating if $w < -1/3$.³ On the other hand, according to Eq. (2.1), the energy density decreases with the scale factor if $w > -1$ (null dominant energy condition) and increases with the scale factor if $w < -1$. The latter case corresponds to a “phantom” Universe [35].

The local form of the first law of thermodynamics can be expressed as [52]:

$$d\left(\frac{\epsilon}{\rho}\right) = -Pd\left(\frac{1}{\rho}\right) + Td\left(\frac{s}{\rho}\right), \quad (2.6)$$

where $\rho = nm$ is the mass density, n is the number density, and s is the entropy density in the rest frame. For a relativistic fluid at $T = 0$, or for an adiabatic evolution such that $d(s/\rho) = 0$ (which is the case for a perfect fluid), the first law of thermodynamics reduces to

$$d\epsilon = \frac{P + \epsilon}{\rho} d\rho. \quad (2.7)$$

For a given equation of state, Eq. (2.7) can be integrated to obtain the relation between the energy density ϵ and the rest-mass density ρ . If the equation of state is prescribed under the form $P = P(\rho)$, Eq. (2.7) can be written as a first order linear differential equation:

$$\frac{d\epsilon}{d\rho} - \frac{1}{\rho}\epsilon = \frac{P(\rho)}{\rho}. \quad (2.8)$$

Using the method of the variation of the constant, we obtain [47]:

$$\epsilon = \rho c^2 + \rho \int^\rho \frac{P(\rho')}{\rho'^2} d\rho' = \rho c^2 + u(\rho), \quad (2.9)$$

where the constant of integration is determined in such a way that the function $u(\rho)$ does not contain any contribution linear in ρ . We note that $u(\rho)$ can be interpreted as an internal energy density [47]. Therefore, the energy density ϵ is the sum of the rest-mass energy ρc^2 and the internal energy $u(\rho)$. The rest-mass energy is positive while the internal energy can be positive or negative. Of course, the total energy $\epsilon = \rho c^2 + u(\rho)$ is always positive.

Combining the first law of thermodynamics (2.7) with the continuity equation (2.1), we get [47]:

$$\frac{d\rho}{dt} + 3\frac{\dot{a}}{a}\rho = 0. \quad (2.10)$$

We note that this equation is exact for a fluid at $T = 0$, or for a perfect fluid, and that it does not depend on the explicit form of the equation of state $P(\rho)$. It expresses the conservation of the rest-mass. It can be integrated into

$$\rho = \frac{\rho_0}{a^3}, \quad (2.11)$$

where ρ_0 is the present value of the rest-mass density of the DF, and the present value of the scale factor is taken to be $a_0 = 1$.

³According to general relativity, the source for the gravitational potential is $\epsilon + 3P$. Indeed, the spatial part \mathbf{g} of the geodesic acceleration satisfies the exact equation $\nabla \cdot \mathbf{g} = -4\pi G(\epsilon + 3P)$ showing that the source of geodesic acceleration is $\epsilon + 3P$ not ϵ [53]. Therefore, in general relativity, gravitation becomes “repulsive” when $P < -\epsilon/3$.

The previous results suggest the following interpretation [47]. The energy density of the DF

$$\epsilon = \rho c^2 + \rho \int^\rho \frac{P(\rho')}{\rho'^2} d\rho' = \rho c^2 + u(\rho) = \frac{\rho_0 c^2}{a^3} + u\left(\frac{\rho_0}{a^3}\right) = \epsilon_{\text{m}} + \epsilon_{\text{new}} \quad (2.12)$$

is the sum of two terms: a rest-mass energy term $\rho c^2 \propto a^{-3}$ that mimics DM and an internal energy term $u(\rho)$ that mimics a “new fluid”. This “new fluid” may have different meanings depending on the equation of state $P(\rho)$, as discussed in the Appendix of [54]. For an equation of state $P = -\epsilon_\Lambda$, where ϵ_Λ is a constant (cosmological density), we find that

$$\epsilon = \rho c^2 + u(\rho) = \rho c^2 + \epsilon_\Lambda = \frac{\rho_0 c^2}{a^3} + \epsilon_\Lambda, \quad (2.13)$$

which is equivalent to the Λ CDM model. In that case, the “new fluid” is equivalent to the cosmological constant or to DE with a constant density. More generally, when the equation of state is close to a negative constant, the “new fluid” describes DE with a time-dependent density [47].

2.2 The Logotropic dark fluid

Following [47], we assume that the Universe is filled with a single DF described by a Logotropic equation of state

$$P = A \ln \left(\frac{\rho}{\rho_P} \right), \quad (2.14)$$

where A is a constant with the dimension of an energy density that is called the Logotropic temperature and ρ_P is a constant with the dimension of a mass density. These constants will be determined in Sec. 2.5. The fluid described by the equation of state (2.14) is called the Logotropic Dark Fluid (LDF). Using Eqs. (2.9) and (2.14), the relation between the energy density and the rest-mass density is [47]:

$$\epsilon = \rho c^2 + u(\rho) = \rho c^2 - A \ln \left(\frac{\rho}{\rho_P} \right) - A. \quad (2.15)$$

The energy density is the sum of two terms: a rest-mass energy term ρc^2 that mimics DM and an internal energy term $u(\rho)$ that mimics DE. This decomposition leads to a natural, and physical, unification of DM and DE and elucidates their mysterious nature [47]. In the present approach, we have a single DF. However, in order to make the connection with the traditional approach where the Universe is assumed to be composed of DM and DE, we identify the rest-mass energy of the DF with the energy density of DM⁴

$$\epsilon_{\text{m}} = \rho c^2 = \frac{\rho_0 c^2}{a^3} \quad (2.16)$$

and we identify the internal energy of the DF with the energy density of DE

$$\epsilon_{\text{de}} = u = -A \ln \left(\frac{\rho}{\rho_P} \right) - A = -A \ln \left(\frac{\rho_0}{\rho_P a^3} \right) - A. \quad (2.17)$$

⁴For convenience, we also include the contribution of the baryons in the rest-mass energy of the dark fluid so that ϵ_{m} represents the total energy density of matter (baryonic matter + DM). In principle, the DF and the baryonic fluid must be treated as two separate species. However, since the final equations are the same, we find it more economical to group them together from the start.

The pressure is related to the internal energy, or to the energy density of the DE, by the affine equation of state $P = -u - A = -\epsilon_{\text{de}} - A$. We note that the internal energy (DE density) is positive for $\rho < \rho_P/e$ and negative for $\rho > \rho_P/e$. In the present approach, having $\epsilon_{\text{de}} < 0$ is possible since, as we have explained, ϵ_{de} does not really correspond to DE but to the internal energy u of the DF.⁵ Combining Eqs. (2.14) and (2.15), we obtain

$$\epsilon = \rho_P c^2 e^{P/A} - P - A \quad (2.18)$$

which determines, by inversion, the equation of state $P(\epsilon)$ of the DF [47]. Combining Eqs. (2.11), (2.14) and (2.15), we get

$$P = A \ln \left(\frac{\rho_0}{\rho_P a^3} \right) \quad (2.19)$$

and

$$\epsilon = \frac{\rho_0 c^2}{a^3} - A \ln \left(\frac{\rho_0}{\rho_P a^3} \right) - A, \quad (2.20)$$

which give the evolution of the pressure and energy density of the DF as a function of the scale factor. The LDF is normal (the energy density decreases with the scale factor) for $a < a_M$ and phantom (the energy density increases with the scale factor) for $a > a_M$, where $a_M = (\rho_0 c^2 / A)^{1/3}$. At that point, the energy density reaches its minimum value $\epsilon_M = -A \ln(A / \rho_P c^2)$. We also have $\rho_M = A / c^2$ and $P_M = -\epsilon_M$. We note that A / c^2 is equal to the rest-mass density of the DF at the point where it becomes phantom.

In the early Universe ($a \rightarrow 0$, $\rho \rightarrow +\infty$), the rest-mass energy (DM) dominates, so that

$$\epsilon \sim \rho c^2 \sim \frac{\rho_0 c^2}{a^3}, \quad P \sim A \ln \left(\frac{\epsilon}{\rho_P c^2} \right). \quad (2.21)$$

We emphasize that the pressure of the LDF is nonzero, even in the early Universe. However, since $P \ll \epsilon$ for $a \rightarrow 0$, everything happens in the Friedmann equations (2.1)-(2.3) as if the fluid were pressureless ($P \simeq 0$). Therefore, for small values of the scale factor, we obtain $\epsilon \propto a^{-3}$ as in the CDM model ($P = 0$).⁶

In the late Universe ($a \rightarrow +\infty$, $\rho \rightarrow 0$), the internal energy (DE) dominates, and we have

$$\epsilon \sim -A \ln \left(\frac{\rho}{\rho_P} \right) \sim 3A \ln a, \quad P \sim -\epsilon. \quad (2.22)$$

We note that the equation of state $P(\epsilon)$ of the LDF behaves asymptotically as $P \sim -\epsilon$, similarly to the usual equation of state of DE. It is interesting to recover the equation of state $P = -\epsilon$ from the Logotropic model (2.14). This was not obvious *a priori*. More precisely, if we keep the constant terms in the asymptotic formulae (because of the slow change of the logarithm), we obtain

$$\epsilon \simeq -A \ln \left(\frac{\rho}{\rho_P} \right) - A \simeq -A \ln \left(\frac{\rho_0}{\rho_P a^3} \right) - A, \quad P \simeq -\epsilon - A. \quad (2.23)$$

⁵Note that the Logotropic model that attempts to unify DM and DE is only valid at sufficiently late times where the density is low. Therefore, ϵ_{de} is always positive in practice.

⁶Since the Friedmann equations (2.1)-(2.3) govern the large scale structure of the Universe (the cosmological background), we conclude that pressure effects are negligible at large scales in the early Universe. However, at small scales, corresponding to the size of DM halos, pressure effects encapsulated in the Logotropic equation of state (2.14) become important and can solve the problems of the CDM model such as the cusp problem and the missing satellite problem as shown in [47, 48].

2.3 The general equations

The Logotropic model depends on three unknown parameters A , ρ_P and ρ_0 . Applying Eqs. (2.16) and (2.17) at $a = 1$, we obtain the identities

$$\epsilon_{m0} = \Omega_{m0}\epsilon_0 = \rho_0 c^2, \quad (2.24)$$

$$\epsilon_{de0} = \Omega_{de0}\epsilon_0 = u_0 = -A \ln \left(\frac{\rho_0}{\rho_P} \right) - A, \quad (2.25)$$

where $\epsilon_0 = 3H_0^2 c^2 / 8\pi G$ is the present energy density of the Universe, Ω_{m0} is the present fraction of DM (rest mass of the DF),⁷ and $\Omega_{de0} = 1 - \Omega_{m0}$ is the present fraction of DE (internal energy of the DF). We write the Logotropic temperature as

$$A = B\Omega_{de0}\epsilon_0, \quad (2.26)$$

where B is the dimensionless Logotropic temperature. From Eqs. (2.24)-(2.26), we obtain

$$B = \frac{1}{\ln \left(\frac{\rho_P}{\rho_0} \right) - 1} = \frac{1}{\ln \left(\frac{\rho_P c^2}{\Omega_{m0}\epsilon_0} \right) - 1}. \quad (2.27)$$

Using the above relations, we see that our initial set of unknown parameters (A, ρ_P, ρ_0) is equivalent to (H_0, Ω_{m0}, B) . After simple manipulations, the general equations giving the normalized rest-mass density, pressure and energy density of the LDF can be expressed in terms of B as

$$\frac{\rho c^2}{\epsilon_0} = \frac{\Omega_{m0}}{a^3}, \quad (2.28)$$

$$\frac{P}{\Omega_{de0}\epsilon_0} = -B - 1 + B \ln \left(\frac{\rho c^2}{\epsilon_0 \Omega_{m0}} \right), \quad (2.29)$$

$$\frac{P}{\Omega_{de0}\epsilon_0} = -B - 1 - 3B \ln a, \quad (2.30)$$

$$\frac{\epsilon}{\epsilon_0} = \frac{\rho c^2}{\epsilon_0} + \Omega_{de0} \left[1 - B \ln \left(\frac{\rho c^2}{\Omega_{m0}\epsilon_0} \right) \right], \quad (2.31)$$

$$\frac{\epsilon}{\epsilon_0} = \frac{\Omega_{m0}}{a^3} + \Omega_{de0}(1 + 3B \ln a), \quad (2.32)$$

$$\frac{\epsilon}{\epsilon_0} = \Omega_{m0} e^{(B+1)/B} e^{P/B\Omega_{de0}\epsilon_0} - \Omega_{de0} \left(\frac{P}{\Omega_{de0}\epsilon_0} + B \right), \quad (2.33)$$

$$w = \frac{-\Omega_{de0}(B + 1 + 3B \ln a)}{\frac{\Omega_{m0}}{a^3} + \Omega_{de0}(1 + 3B \ln a)}. \quad (2.34)$$

In the early Universe, we obtain

$$\frac{\epsilon}{\epsilon_0} \sim \frac{\rho c^2}{\epsilon_0} \sim \frac{\Omega_{m0}}{a^3}, \quad (2.35)$$

$$\frac{P}{\Omega_{de0}\epsilon_0} \simeq -B - 1 + B \ln \left(\frac{\epsilon}{\Omega_{m0}\epsilon_0} \right), \quad (2.36)$$

⁷As explained in footnote 4, Ω_{m0} represents the present fraction of (baryonic + dark) matter.

$$w \sim -(B + 1 + 3B \ln a) \frac{\Omega_{\text{de}0}}{\Omega_{\text{m}0}} a^3. \quad (2.37)$$

In the late Universe, we get

$$\frac{\epsilon}{\epsilon_0} \simeq \Omega_{\text{de}0} \left[1 - B \ln \left(\frac{\rho c^2}{\Omega_{\text{m}0} \epsilon_0} \right) \right] \simeq \Omega_{\text{de}0} (1 + 3B \ln a), \quad (2.38)$$

$$\frac{P}{\Omega_{\text{de}0} \epsilon_0} \simeq -B - \frac{\epsilon}{\Omega_{\text{de}0} \epsilon_0}, \quad (2.39)$$

$$w \simeq -1 - \frac{B}{1 + 3B \ln a}. \quad (2.40)$$

2.4 The Λ CDM model ($B = 0$)

The Λ CDM model is recovered for $B = 0$. In that case, Eqs. (2.28)-(2.34) reduce to

$$\frac{\rho c^2}{\epsilon_0} = \frac{\Omega_{\text{m}0}}{a^3}, \quad \frac{P}{\Omega_{\text{de}0} \epsilon_0} = -1, \quad (2.41)$$

$$\frac{\epsilon}{\epsilon_0} = \frac{\rho c^2}{\epsilon_0} + \Omega_{\text{de}0}, \quad \frac{\epsilon}{\epsilon_0} = \frac{\Omega_{\text{m}0}}{a^3} + \Omega_{\text{de}0}, \quad (2.42)$$

$$w = \frac{-\Omega_{\text{de}0}}{\frac{\Omega_{\text{m}0}}{a^3} + \Omega_{\text{de}0}}. \quad (2.43)$$

In the early Universe, we obtain

$$\frac{\epsilon}{\epsilon_0} \sim \frac{\rho c^2}{\epsilon_0} \sim \frac{\Omega_{\text{m}0}}{a^3}, \quad w \sim -\frac{\Omega_{\text{de}0}}{\Omega_{\text{m}0}} a^3. \quad (2.44)$$

In the late Universe, we get

$$\frac{\epsilon}{\epsilon_0} \simeq \Omega_{\text{de}0}, \quad w \rightarrow -1. \quad (2.45)$$

The Λ CDM model depends on two unknown parameters H_0 and $\Omega_{\text{m}0}$. In the Λ CDM model, DM is given by $\epsilon_{\text{m}} = \Omega_{\text{m}0} \epsilon_0 / a^3$ and DE is constant: $\epsilon_{\text{de}} = \epsilon_{\Lambda} = \Omega_{\text{de}0} \epsilon_0$. The Λ CDM model is equivalent to a single DF with a constant negative pressure $P = -\epsilon_{\Lambda}$ leading to the relation $\epsilon = \rho c^2 + \epsilon_{\Lambda} = \rho_0 c^2 / a^3 + \epsilon_{\Lambda} = \epsilon_{\text{m}0} / a^3 + \epsilon_{\Lambda}$ between the energy density ϵ and the rest-mass density ρ or scale factor a [47].

2.5 The Logotropic model ($B = 3.53 \times 10^{-3}$)

It is convenient to introduce the notation $\epsilon_{\Lambda} = \rho_{\Lambda} c^2 = \epsilon_{\text{de}0} = \Omega_{\text{de}0} \epsilon_0 = (1 - \Omega_{\text{m}0}) \epsilon_0$. In the Λ CDM model, $\epsilon_{\Lambda} = \Lambda c^2 / 8\pi G$ represents the constant value of DE. More generally, ϵ_{Λ} represents the present value of DE. It will be called the cosmological density.⁸ With this notation, the Logotropic temperature can be written as

$$A = B \epsilon_{\Lambda} \quad \text{with} \quad B = \frac{1}{\ln \left(\frac{1 - \Omega_{\text{m}0}}{\Omega_{\text{m}0}} \frac{\rho P}{\rho_{\Lambda}} \right) - 1}. \quad (2.46)$$

⁸Since $\Omega_{\text{de}0} \sim \Omega_{\text{m}0} \sim 1$, the present DE density $\epsilon_{\Lambda} = \epsilon_{\text{de}0}$ is of the same order of magnitude as the present DM energy density $\epsilon_{\text{m}0}$ or as the present energy density of the Universe ϵ_0 . This observation is referred to as the cosmic coincidence problem [16]. Since, in the Logotropic model, DM and DE are two manifestations of the same DF (representing its rest mass energy and internal energy), the cosmic coincidence problem may be alleviated.

The second relation of Eq. (2.46) can be rewritten as

$$\frac{\rho_P}{\rho_\Lambda} = \frac{\Omega_{m0}}{1 - \Omega_{m0}} e^{1+1/B}. \quad (2.47)$$

As observed in [47], this identity is strikingly similar to Eq. (1.1) which appears in relation to the cosmological constant problem. *Inspired by this analogy, [47] postulated that ρ_P is the Planck density $\rho_P = c^5/G^2\hbar = 5.16 \times 10^{99} \text{ g m}^{-3}$.*⁹ In that case, the identity (2.46) determines the dimensionless Logotropic temperature B . Approximately, $B \simeq 1/\ln(\rho_P/\rho_\Lambda) \simeq 1/[123 \ln(10)]$. This relation gives a new interpretation to the famous number $123 \simeq \log(\rho_P/\rho_\Lambda)$ as being the inverse dimensionless Logotropic temperature.

To determine a more precise value of B , we substitute $\epsilon_0 = 3H_0^2 c^2 / 8\pi G$ and $\rho_P = c^5 / G^2 \hbar$ into Eq. (2.46). This gives

$$B = \frac{1}{\ln\left(\frac{8\pi c^5}{3G\hbar\Omega_{m0}H_0^2}\right) - 1}. \quad (2.48)$$

This equation shows that B is determined by fundamental constants such as c , G and \hbar , and by the cosmological parameters Ω_{m0} and H_0 . Therefore, there are only two unknown parameters in the Logotropic model, Ω_{m0} and H_0 , like in the Λ CDM model. In addition, the value of B is rather insensitive to the exact values of Ω_{m0} and H_0 because these quantities appear in a logarithm. This allows us to treat B as a fundamental constant [47]. To see that, we rewrite Eq. (2.48) under the form

$$B = \frac{1}{290.135 - \ln(\Omega_{m0}) - 2 \ln\left(\frac{H_0}{\text{km s}^{-1} \text{Mpc}^{-1}}\right)}. \quad (2.49)$$

We can estimate B by taking the values of Ω_{m0} and H_0 obtained from the Λ CDM model. The values of the cosmological parameters adopted in [47] (not the most updated ones) are $\Omega_{m0} = 0.274$, $\Omega_{de0} = 1 - \Omega_{m0} = 0.726$, $H_0 = 70.2 \text{ km s}^{-1} \text{Mpc}^{-1} = 2.275 \times 10^{-18} \text{ s}^{-1}$, $\epsilon_0/c^2 = 3H_0^2/8\pi G = 9.26 \times 10^{-24} \text{ g m}^{-3}$, $\epsilon_{m0}/c^2 = \Omega_{m0}\epsilon_0/c^2 = 2.54 \times 10^{-24} \text{ g m}^{-3}$, $\epsilon_{de0}/c^2 = \Omega_{de0}\epsilon_0/c^2 = 6.72 \times 10^{-24} \text{ g m}^{-3}$. With these values, we get [47]:

$$B = 3.53 \times 10^{-3}, \quad A = 2.13 \times 10^{-9} \text{ g m}^{-1} \text{ s}^{-2}. \quad (2.50)$$

The important point is that the value of B is rather insensitive to the precise values of Ω_{m0} and H_0 . Even if we make an error of one order of magnitude (!) on the values of Ω_{m0} and H_0 (while these values are known with a high precision), we get almost the same value of B . Therefore, the value of B given in Eq. (2.50) is fully reliable and we shall adopt it in the

⁹At the beginning of the study made in [47], the reference density in the Logotropic equation of state (2.14) was unspecified, and denoted ρ_* . The dimensionless Logotropic parameter B was treated as a free parameter related to ρ_* . When applied to DM halos, the Logotropic equation of state was found to generate density profiles with a constant surface density $\Sigma_0 = \rho_0 r_h = 5.8458... (A/4\pi G)^{1/2}$ provided that A is treated as a universal constant. It was remarked that this result is in agreement with observations that show that the surface density of DM halos is constant [49]. By comparing the observational value $\Sigma_0 = 141 M_\odot/\text{pc}^2$ with the theoretical one $\Sigma_0 = 5.8458... (A/4\pi G)^{1/2}$, it was found that $B = A/\epsilon_\Lambda$ is equal to 3.53×10^{-3} implying that ρ_* is huge, of the order of the Planck density $\rho_P = 5.16 \times 10^{99} \text{ g m}^{-3}$. As a result, it was proposed in [47] to identify ρ_* with ρ_P . It was then proceeded the other way round. If we postulate from the start that $\rho_* = \rho_P$, we find that B is determined by Eq. (2.46) yielding $B = 3.53 \times 10^{-3}$. We then obtain $\Sigma_0 = 141 M_\odot/\text{pc}^2$ in remarkable agreement with the observations. In parallel, it was observed in [47] that the identity (2.47) is analogous to Eq. (1.1) giving further support to the choice of identifying ρ_* with the Planck density ρ_P .

following. Using updated values of Ω_{m0} and H_0 in Sec. 4, we show that the value of B is not changed. In conclusion, there is no free parameter in the Logotropic model. From now on, we shall regard A and B as fundamental constants that supersede the cosmological constant Λ . We note that they depend on all the fundamental constants of physics \hbar , G , c , and Λ [see Eq. (2.46)].

2.6 Is the Logotropic model a quantum extension of the Λ CDM model?

We have seen in Sec. 2.4 that the Λ CDM model could be recovered as a limit of the Logotropic model when $B \rightarrow 0$. According to Eq. (2.47), the condition $B \rightarrow 0$ is equivalent to $\rho_P \rightarrow +\infty$, hence $\hbar \rightarrow 0$. Therefore, the Λ CDM model appears, in the approach of [47], as a semi-classical approximation of the Logotropic model corresponding to $\hbar \rightarrow 0$. If the Planck constant were strictly equal to zero, we would have $B = 0$ and the Λ CDM model would be obtained. However, since the Planck constant is small but nonzero ($\hbar \neq 0$), the parameter B has a small but nonzero value given by Eq. (2.50). This leads to a model *different* from the Λ CDM model. The constant B has a quantum nature since it depends on \hbar [see Eq. (2.48)]. The fact that the nonzero value of B predicted by the Logotropic model is confirmed by the observations [47] shows that quantum mechanics ($\hbar \neq 0$) plays a role in cosmology in relation to DM and DE. This may suggest a link with a theory of quantum gravity. In other words, we may wonder whether the Logotropic model can be interpreted as a quantum extension of the Λ CDM model. The precise meaning to give to this statement remains, however, to be established.

2.7 The evolution of the Logotropic Universe

The evolution of the Logotropic Universe has been described in detail in [47, 48]. Here, we simply summarize the main results. In the Logotropic model, using Eq. (2.32), the Friedmann equation (2.3) takes the form

$$H = \frac{\dot{a}}{a} = H_0 \sqrt{\frac{\Omega_{m0}}{a^3} + \Omega_{de0}(1 + 3B \ln a)}. \quad (2.51)$$

The temporal evolution of the scale factor $a(t)$ is given by

$$\int_0^a \frac{dx}{x \sqrt{\frac{\Omega_{m0}}{x^3} + \Omega_{de0}(1 + 3B \ln x)}} = H_0 t. \quad (2.52)$$

For $B = 0$, corresponding to the Λ CDM model, Eq. (2.52) can be integrated analytically leading to the well-known solution

$$a = \left(\frac{\Omega_{m0}}{\Omega_{de0}} \right)^{1/3} \sinh^{2/3} \left(\frac{3}{2} \sqrt{\Omega_{de0}} H_0 t \right), \quad \frac{\epsilon}{\epsilon_0} = \frac{\Omega_{de0}}{\tanh^2 \left(\frac{3}{2} \sqrt{\Omega_{de0}} H_0 t \right)}. \quad (2.53)$$

For $B \neq 0$, Eq. (2.52) must be integrated numerically. However, its asymptotic behaviors can be obtained analytically.

For $t \rightarrow 0$, we can neglect the contribution of DE ($\Omega_{de0} = 0$) and we obtain

$$a \sim \left(\frac{3}{2} \sqrt{\Omega_{m0}} H_0 t \right)^{2/3}, \quad \frac{\epsilon}{\epsilon_0} \sim \frac{4}{9 H_0^2 t^2}. \quad (2.54)$$

This coincides with the Einstein-de Sitter (EdS) solution originally obtained for a pressureless Universe ($P = 0$); see footnote 6. In this asymptotic regime, the results are independent of B . Therefore, Eq. (2.54) is valid both for the Λ CDM model ($B = 0$) and for the Logotropic model ($B \neq 0$).

For $t \rightarrow +\infty$, we can neglect the contribution of DM ($\Omega_{m0} = 0$). For the Λ CDM model ($B = 0$), we obtain the de Sitter (dS) solution

$$a \sim \left(\frac{\Omega_{m0}}{4\Omega_{de0}} \right)^{1/3} e^{\sqrt{\Omega_{de0}} H_0 t}, \quad \epsilon \simeq \epsilon_\Lambda. \quad (2.55)$$

The Hubble parameter tends towards a constant:

$$\frac{H}{H_0} \rightarrow \sqrt{\Omega_{de0}}. \quad (2.56)$$

Numerically, $H \rightarrow 1.94 \times 10^{-18} \text{ s}^{-1}$. For the Logotropic model ($B \neq 0$), we find

$$a \propto e^{\frac{3B}{4}\Omega_{de0}H_0^2 t^2}, \quad \frac{\epsilon}{\epsilon_0} \sim \left(\frac{3B}{2}\Omega_{de0}H_0 t \right)^2. \quad (2.57)$$

The energy density increases with time meaning that the Universe is phantom. The scale factor has a super-de Sitter behavior represented by a stretched exponential [47, 48]. The Hubble parameter increases linearly with time and its time derivative tends towards a constant:

$$\frac{H}{H_0} \sim \frac{3B}{2}\Omega_{de0}H_0 t, \quad \dot{H} \rightarrow \frac{3B}{2}\Omega_{de0}H_0^2. \quad (2.58)$$

For the Logotropic model with $B = 3.53 \times 10^{-3}$, we get $\dot{H} \rightarrow 1.99 \times 10^{-38} \text{ s}^{-2}$. We note that the preceding equations can be expressed in terms of A according to

$$a \propto e^{\frac{2\pi G A}{c^2} t^2}, \quad \epsilon \sim \frac{6\pi G}{c^2} A^2 t^2, \quad H \sim \frac{4\pi G A}{c^2} t, \quad \dot{H} \rightarrow \frac{4\pi G A}{c^2}. \quad (2.59)$$

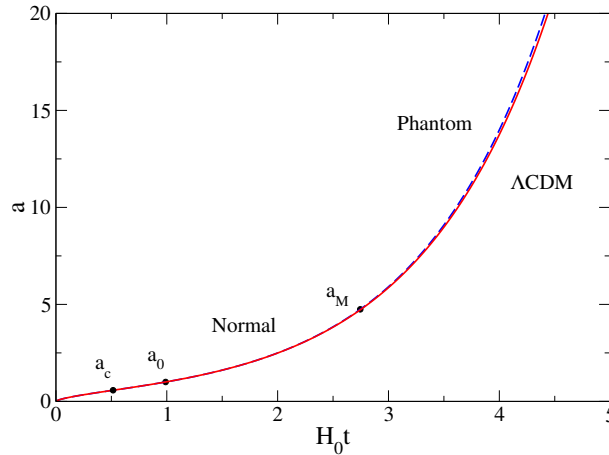


Figure 1. Temporal evolution of the scale factor in the Logotropic model (blue) as compared to the Λ CDM model (red).

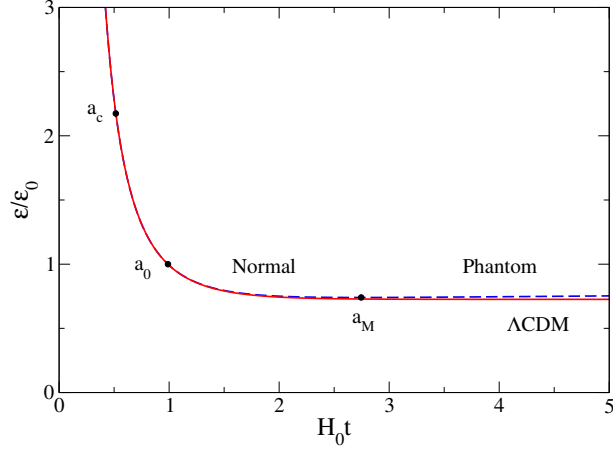


Figure 2. Temporal evolution of the energy density in the Logotropic model (blue) as compared to the Λ CDM model (red).

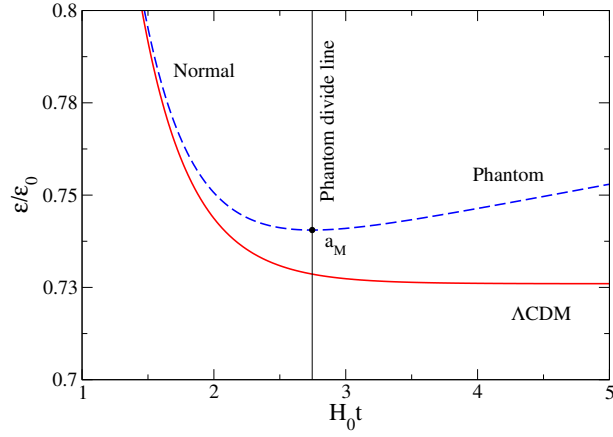


Figure 3. Zoom of Fig. 2. We have indicated the phantom divide line at which the energy density starts increasing with the scale factor in the Logotropic model.

The temporal evolutions of the energy density $\epsilon(t)$ and of the scale factor $a(t)$ are represented in Figs. 1-3. We have taken $B = 3.53 \times 10^{-3}$. The Universe starts at $t = 0$ with a vanishing scale factor ($a = 0$) and an infinite energy density ($\epsilon \rightarrow +\infty$).¹⁰ The Universe experiences a DM era followed by a DE era. In the DM era, the Universe is decelerating. The scale factor increases as $t^{2/3}$ and the energy density decreases as t^{-2} . This corresponds to the EdS solution. In the DE era, the Universe is accelerating. The Universe starts accelerating at $t_c = 7.19$ Gyrs (corresponding to $a_c = 0.574$ and $\epsilon_c/\epsilon_0 = 2.17$). The energy density ϵ_m associated with DM (actually the rest-mass energy of the DF) is equal to the energy density ϵ_{de}

¹⁰Of course, the Logotropic model that attempts to unify DM and DE is only valid at sufficiently late times. If we want to describe the very early Universe, we must take into account the inflation and radiation eras. Therefore, the limit $a \rightarrow 0$ is here formal. We note that $u = \epsilon_{dm}$ becomes positive for $a > a_*$ with $a_* = e^{-1/3B} = 9.775 \times 10^{-42}$.

associated with DE (actually the internal energy of the DF) at $t_2 = 9.63$ Gyrs (corresponding to $a_2 = 0.723$ and $\epsilon_2/\epsilon_0 = 1.45$). The Logotropic model is very close to the Λ CDM model up to the present (the age of the Universe is $t_0 = 13.8$ Gyrs). However, in the far future, at $t_M = 38.3$ Gyrs (corresponding to $a_M = 4.75$ and $\epsilon_M/\epsilon_0 = 0.7405$), the Logotropic Universe will become phantom. At that moment, the energy will increase with time as the Universe expands. Asymptotically, its energy density will increase as t^2 and the scale factor will have a super de Sitter behavior. The scale factor and the energy density will become infinite in infinite time. This corresponds to a little rip [37]. By contrast, in the Λ CDM model, the energy density of the Universe tends towards a constant ϵ_Λ and the scale factor has a de Sitter behavior.

Remark: The Logotropic model may break down before the Universe enters in the phantom regime because the speed of sound exceeds the speed of light at $t_s = 34.5$ Gyrs (corresponding to $a_s = 3.77$ and $\epsilon_s/\epsilon_0 = 0.741$), i.e., before the Universe becomes phantom. Note that the speed of sound c_s defined by $c_s^2 = P'(\epsilon)c^2 = 1/((a_M/a)^3 - 1)$ is real for $a < a_M$ (i.e., when the Universe is normal) and imaginary for $a > a_M$ (i.e., when the Universe is phantom). We must remain cautious, however, about these considerations because it has been known for a long time that the propagation of signals with a speed bigger than the speed of light is possible and does not contradict the general principles of physics [55].

2.8 The two fluids model

In the Logotropic model developed in [47] and discussed previously, the Universe is made of a single DF with an equation of state given by Eq. (2.14) unifying DM and DE. It is interesting to consider a related model in which the Universe is made of two noninteracting fluids, a DM fluid with a pressureless equation of state

$$P_m = 0, \quad \frac{\epsilon_m}{\epsilon_0} = \frac{\Omega_{m0}}{a^3}, \quad \epsilon_m = \rho_m c^2, \quad (2.60)$$

and a DE fluid with an affine equation of state¹¹

$$P_{de} = -\epsilon_{de} - A, \quad \frac{\epsilon_{de}}{\epsilon_0} = \Omega_{de0}(1 + 3B \ln a), \quad \epsilon_{de} = -A \ln \rho_{de} + C, \quad (2.61)$$

where we have defined $B = A/\Omega_{de0}\epsilon_0$ as before. In order to obtain the second and third expressions of each line, we have solved the equation of continuity (2.1) and the first law of thermodynamics (2.8) for each individual fluid described by the corresponding equation of state. These two fluids correspond to the asymptotic behaviors of the DF in the early and late Universe respectively. Their equations of state parameters are

$$w_m = \frac{P_m}{\epsilon_m} = 0, \quad w_{de} = \frac{P_{de}}{\epsilon_{de}} = -1 - \frac{B}{1 + 3B \ln a}. \quad (2.62)$$

The function $w_{de}(a)$ starts from -1 at $a_i = 0$, increases, tends towards $+\infty$ as $a \rightarrow a_*^- = 9.775 \times 10^{-42}$, tends towards $-\infty$ as $a \rightarrow a_*^+ = 9.775 \times 10^{-42}$, increases and tends slowly (logarithmically) towards -1^- for $a \rightarrow +\infty$. For typical values of a , the parameter w_{de} has an approximately constant value $\sim w_{de0} = -1 - B = -1.00353$, due to its slow (logarithmic) dependence on the scale factor.

¹¹This equation of state has been studied in Appendix A of [45].

Summing the energy contribution of these two fluids, we obtain

$$\frac{\epsilon}{\epsilon_0} = \frac{\Omega_{m0}}{a^3} + \Omega_{de0}(1 + 3B \ln a), \quad (2.63)$$

which coincides with Eq. (2.32). The total pressure $P = P_m + P_{de} = P_{de}$ reduces to the pressure of DE and can be written as

$$\frac{P}{\Omega_{de0}\epsilon_0} = -B - 1 - 3B \ln a \quad (2.64)$$

which coincides with Eq. (2.30). Therefore, at the background level, the two fluids model is equivalent to the single LDF model. However, despite this equivalence, the one fluid model and the two fluids model present some differences:

(i) In the two fluids model, the DE fluid exists only for $a > a_* = e^{-1/3B} = 9.775 \times 10^{-42}$ because we must require its energy density to be positive ($\epsilon_{de} \geq 0$). In the one fluid model, ϵ_{de} can be negative because it actually represents the internal energy u of the DF which can be positive or negative (as long as the total energy $\epsilon = \epsilon_m + \epsilon_{de}$ is positive). However, since a_* is extremely small, corresponding to an era where our study is not applicable anyway, this difference is not important.

(ii) In the two fluids model, the pressure, which reduces to the pressure of DE is given by $P = A \ln \rho_{de} + C$. Therefore, it depends on the logarithm of the rest-mass density of the DE, ρ_{de} , not on the total rest-mass density, ρ , as in the one fluid model.

(iii) In the two fluids model, there is no way to predict the value of the constant B while this is possible in the one fluid model (see Sec. 2.5).

(iv) Defining the speed of sound by $(c_s^2/c^2)_i = P'(\epsilon_i)$ for each species $i \in \{m, de\}$ in the two fluids model, we find from Eqs. (2.60) and (2.61) that DM has a vanishing speed of sound $(c_s)_m = 0$ and that DE has an imaginary speed of sound $(c_s^2/c^2)_{de} = -1$. By contrast, in the one fluid model, defining the speed of sound by $(c_s^2/c^2) = P'(\epsilon)$, the DF has a real nonzero speed of sound $(c_s^2/c^2)_{DF} = 1/((a_M/a)^3 - 1)$ in the normal Universe ($a < a_M = 4.75$) [47]. This difference has several important consequences:

(iv-a) Even if the one fluid and two fluids models are equivalent at the background level, they differ at the level of the perturbations.

(iv-b) Since the DF has a nonzero speed of sound, it has a nonvanishing Jeans length. This Jeans length may account for the minimum size of DM halos in the Universe as discussed in [47]. In the two fluids model, DM has a vanishing speed of sound (like CDM) so there is no minimum size of DM halos. Therefore, DM halos should form at all scales. This should lead to an abundance of small-scale structures which are not observed. This is the so-called missing satellite problem.

(iv-c) The pressure of the DF can prevent gravitational collapse and lead to DM halos with a core. In the two fluids model, DM has a vanishing pressure (like CDM) so that nothing prevents gravitational collapse. This leads to cuspy DM halos that are in contradiction with observations. This is the so-called cusp problem.

3 Statefinders of the Logotropic model

3.1 Definition

Sahni et al. [56] suggested a very useful way of comparing and distinguishing different cosmological models by introducing the statefinders $\{q, r, s\}$ defined by

$$q = -\frac{\ddot{a}a}{\dot{a}^2}, \quad r = \frac{\ddot{\ddot{a}}}{aH^3}, \quad s = \frac{r-1}{3(q-1/2)}, \quad (3.1)$$

where q is the deceleration parameter and r is the jerk parameter. Introducing the Hubble parameter $H = \dot{a}/a$, we obtain

$$q = -1 - \frac{aH'}{H}, \quad (3.2)$$

$$r = a^2 \left(\frac{H'}{H} \right)^2 + 4a \frac{H'}{H} + 1 + a^2 \frac{H''}{H}, \quad (3.3)$$

where prime denotes a derivative with respect to a .

For the Logotropic model, the Hubble parameter is given by

$$\frac{H}{H_0} = \sqrt{\frac{\Omega_{m0}}{a^3} + \Omega_{de0}(1 + 3B \ln a)}. \quad (3.4)$$

After simplification, we obtain the simple analytical expressions

$$q = \frac{1}{2} - \frac{3\Omega_{de0}}{2} \frac{B + 1 + 3B \ln a}{\frac{\Omega_{m0}}{a^3} + \Omega_{de0}(1 + 3B \ln a)}, \quad (3.5)$$

$$r = 1 + \frac{9B\Omega_{de0}}{2} \frac{1}{\frac{\Omega_{m0}}{a^3} + \Omega_{de0}(1 + 3B \ln a)}, \quad (3.6)$$

$$s = -\frac{B}{B + 1 + 3B \ln a}. \quad (3.7)$$

We note the remarkable fact that the parameter s is a universal function of a and B (it does not depend on the present fraction of DM and DE). We now consider asymptotic limits of these expressions. For $a \rightarrow 0$:

$$q \simeq \frac{1}{2} - \frac{3\Omega_{de0}}{2\Omega_{m0}} (B + 1 + 3B \ln a) a^3, \quad (3.8)$$

$$r \simeq 1 + \frac{9B\Omega_{de0}}{2\Omega_{m0}} a^3. \quad (3.9)$$

The Logotropic Universe begins¹² at $t_i = 0$ corresponding to $a_i = 0$ and $\epsilon_i \rightarrow +\infty$ (big bang). At that point $q_i = 1/2$, $r_i = 1$ and $s_i = 0$. This corresponds to the EdS limit. For $a \rightarrow +\infty$:

$$q \simeq -1 - \frac{3B}{2(1 + 3B \ln a)}, \quad (3.10)$$

$$r \simeq 1 + \frac{9B}{2(1 + 3B \ln a)}. \quad (3.11)$$

¹²See footnote 10.

Therefore, $q \rightarrow -1$, $r \rightarrow 1$ and $s \rightarrow 0$. This corresponds to the super dS limit (little rip).

For the Λ CDM model ($B = 0$) we recover the well-known expressions

$$q = \frac{1}{2} - \frac{3\Omega_{\text{de}0}}{2} \frac{1}{\frac{\Omega_{\text{m}0}}{a^3} + \Omega_{\text{de}0}}, \quad r = 1, \quad s = 0. \quad (3.12)$$

For $a \rightarrow 0$:

$$q \simeq \frac{1}{2} - \frac{3\Omega_{\text{de}0}}{2\Omega_{\text{m}0}} a^3. \quad (3.13)$$

For $a \rightarrow +\infty$:

$$q \rightarrow -1. \quad (3.14)$$

The Λ CDM model Universe begins at $t_i = 0$ corresponding to $a_i = 0$ and $\epsilon_i \rightarrow +\infty$ (big bang). At that point $q_i = 1/2$, $r_i = 1$ and $s_i = 0$. This corresponds to the EdS limit. On the other hand, for $a \rightarrow +\infty$ we get $q \rightarrow -1$, $r \rightarrow 1$ and $s \rightarrow 0$. This corresponds to the dS limit. We note that the statefinders of the Logotropic and Λ CDM models coincide for $a \rightarrow 0$ and $a \rightarrow +\infty$ but they differ in between.

3.2 Particular values

We now provide the value of the statefinders at particular points of interest in the Logotropic model.

(i) The pressure of the Logotropic Universe vanishes ($w = 0$) at

$$a_w = e^{-\frac{1+B}{3B}}. \quad (3.15)$$

At that point

$$q_w = \frac{1}{2}, \quad (3.16)$$

$$r_w = 1 + \frac{9B\Omega_{\text{de}0}}{2[\Omega_{\text{m}0}e^{(1+B)/B} - B\Omega_{\text{de}0}]}, \quad (3.17)$$

$$s_w = \infty. \quad (3.18)$$

Numerically

$$a_w = 7.00 \times 10^{-42}, \quad \epsilon_w/\epsilon_0 = 7.97 \times 10^{122}, \quad H_0 t_w = 2.36 \times 10^{-62}, \quad (3.19)$$

$$q_w = 0.5, \quad r_w = 1.00, \quad s_w = \infty. \quad (3.20)$$

We note that the parameter s diverges at $a_w = 7.00 \times 10^{-42}$ while its value in the Λ CDM model is always $s = 0$. However, this is essentially a mathematical curiosity since the Logotropic model (which is a unification of DM and DE) may not be justified at such small scale factors (see footnote 10).

(ii) The Logotropic Universe accelerates ($q \geq 0$) at the point a_c defined implicitly by the relation

$$B = \frac{\frac{\Omega_{\text{m}0}}{\Omega_{\text{de}0}a_c^3} - 2}{3(1 + 2\ln a_c)}. \quad (3.21)$$

The function $a_c(B)$ is studied in [47]. At that point

$$q_c = 0, \quad (3.22)$$

$$r_c = 1 + \frac{9B\Omega_{\text{de}0}}{2[\frac{\Omega_{\text{m}0}}{a_c^3} + \Omega_{\text{de}0}(1 + 3B \ln a_c)]}, \quad (3.23)$$

$$s_c = -\frac{2}{3}(r_c - 1) = -\frac{B}{B + 1 + 3B \ln a_c}. \quad (3.24)$$

Numerically

$$a_c = 0.574, \quad \epsilon_c/\epsilon_0 = 2.17, \quad H_0 t_c = 0.515, \quad (3.25)$$

$$q_c = 0, \quad r_c = 1.005, \quad s_c = -0.00354. \quad (3.26)$$

For the Λ CDM model ($B = 0$), we have

$$a_c = \left(\frac{\Omega_{\text{m}0}}{2\Omega_{\text{de}0}} \right)^{1/3}. \quad (3.27)$$

Numerically

$$a_c = 0.574, \quad \epsilon_c/\epsilon_0 = 2.18, \quad H_0 t_c = 0.515, \quad (3.28)$$

$$q_c = 0, \quad r_c = 1, \quad s_c = 0. \quad (3.29)$$

(iii) The current values of the statefinders ($a = 1$) in the Logotropic model are

$$q_0 = \frac{1}{2} - \frac{3\Omega_{\text{de}0}}{2}(B + 1), \quad (3.30)$$

$$r_0 = 1 + \frac{9B\Omega_{\text{de}0}}{2}, \quad (3.31)$$

$$s_0 = -\frac{B}{B + 1}. \quad (3.32)$$

We emphasize that s_0 depends only on B . Therefore, the present value of s unequivocally determines B independently of the values of $\Omega_{\text{m}0}$ and H_0 . Numerically

$$a_0 = 1, \quad \epsilon_c/\epsilon_0 = 1, \quad H_0 t_c = 0.989, \quad (3.33)$$

$$q_0 = -0.593, \quad r_0 = 1.01, \quad s_0 = -0.00352. \quad (3.34)$$

For the Λ CDM model ($B = 0$), we have

$$a_0 = 1, \quad \epsilon_c/\epsilon_0 = 1, \quad H_0 t_c = 0.989, \quad (3.35)$$

$$q_0 = -0.589, \quad r_0 = 1, \quad s_0 = 0. \quad (3.36)$$

In the Λ CDM model, $s = 0$ exactly while $s_0 = -0.00352$ in the Logotropic model. Therefore, the observation of a small negative value of s would be in favor of the Logotropic model. Since $B > 0$, we predict that the distribution of measured values of s about $s = 0$ should be disymmetric and should favor negatives values of s with respect to positive ones.

(iv) The Logotropic Universe becomes phantom ($w = -1$) at

$$a_M = \left(\frac{\Omega_{\text{m}0}}{B\Omega_{\text{de}0}} \right)^{1/3}. \quad (3.37)$$

At that point

$$q_M = -1, \quad (3.38)$$

$$r_M = 1 + \frac{9B}{2[B + 1 + B \ln(\Omega_{m0}/B\Omega_{de0})]}, \quad (3.39)$$

$$s_M = -\frac{2}{9}(r_M - 1) = -\frac{B}{B + 1 + B \ln(\Omega_{m0}/B\Omega_{de0})}. \quad (3.40)$$

Numerically

$$a_M = 4.75, \quad \epsilon_M/\epsilon_0 = 0.7405, \quad H_0 t_M = 2.745, \quad (3.41)$$

$$q_M = -1, \quad r_M = 1.015, \quad s_M = -0.00346. \quad (3.42)$$

3.3 The functions $q(a)$, $r(a)$ and $s(a)$

The difference between the Logotropic model and the Λ CDM model are apparent on Figs. 4 and 5 where we plot individually q , r and s as a function of the scale factor a .

The function $q(a)$ (see Fig. 4) has been studied in detail in [47] so we remain brief. This function starts from $q_i = 1/2$ at $a_i = 0$, increases, reaches a maximum $q_{\max} = 0.5 + 1.77 \times 10^{-126}$ at $a' \simeq e^{-(2B+1)/3B} = 5.02 \times 10^{-42}$, decreases, takes the value $q = 1/2$ at $a_w = 7.00 \times 10^{-42}$ (at that point the pressure vanishes), takes the value $q = 0$ at $a_c = 0.574$ (at that point the Universe starts accelerating), takes the value $q = -1$ at $a_M = 4.75$ (at that point the Universe becomes phantom), reaches a minimum $q_{\min} = -1.005$ at $a'' = 31.6$ (approximately $a'' \simeq [(2B+1)\Omega_{m0}/B^2\Omega_{de0}]^{1/3}$), increases and tends slowly (logarithmically) towards -1^- for $a \rightarrow +\infty$. By comparison, for the Λ CDM model, the function $q(a)$ starts from $q_i = 1/2$ at $a_i = 0$, decreases monotonically, takes the value $q = 0$ at $a_c = 0.574$, and tends towards -1^+ for $a \rightarrow +\infty$. The evolution of the equation of state parameter $w(a)$ can be obtained straightforwardly from the evolution of $q(a)$ by using the relation of Eq. (2.5).

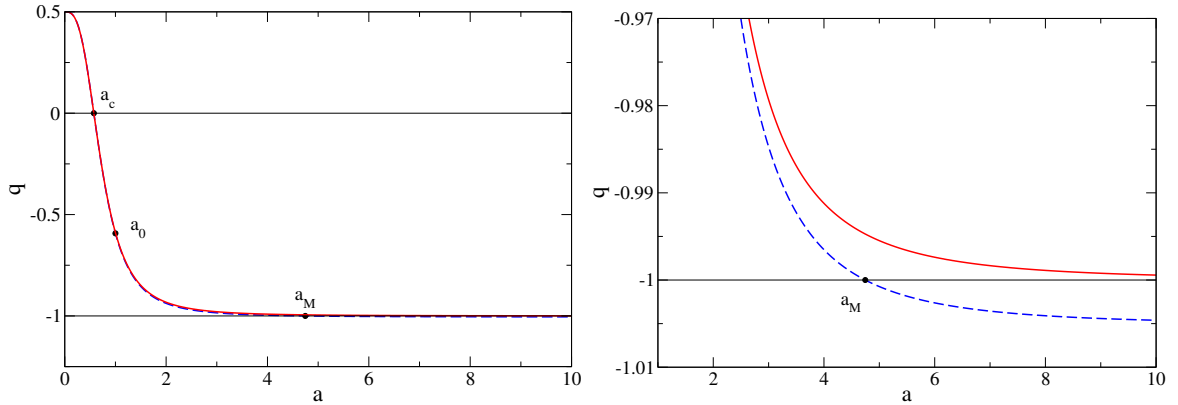


Figure 4. The deceleration parameter q as a function of the scale factor for the Logotropic model (blue) and for the Λ CDM model (red). The right panel is a zoom close to the point where the Logotropic Universe becomes phantom.

The function $r(a)$ (see Fig. 5, left panel) starts from $r_i = 1$ at $a_i = 0$, increases, reaches a maximum $r_M = 1.015$ at $a_M = 4.75$ (at that point the Universe becomes phantom)¹³ and decreases slowly (logarithmically) towards 1^+ for $a \rightarrow +\infty$.

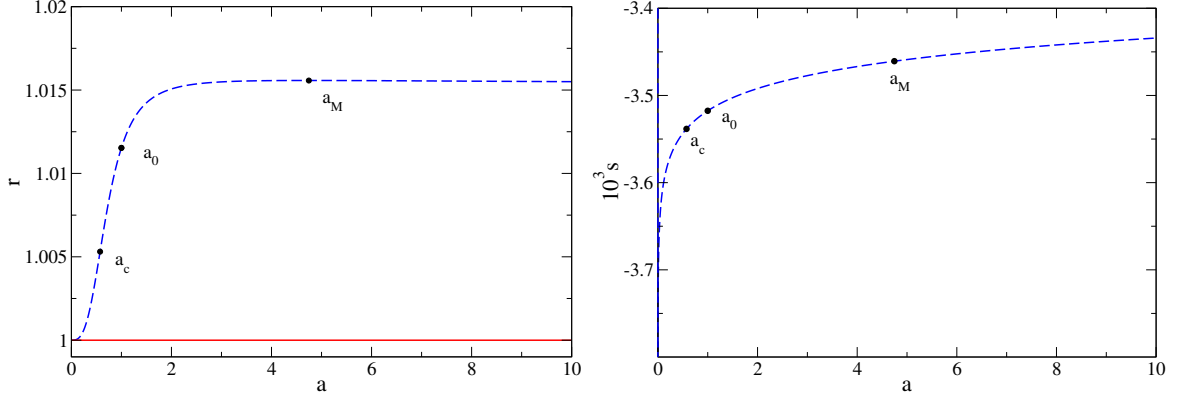


Figure 5. Left: Parameter r as a function of the scale factor for the Logotropic model (blue) and for the Λ CDM model (red). Right: Parameter s (multiplied by 1000) as a function of the scale factor for the Logotropic model. For the Λ CDM model, $s = 0$.

The function $s(a)$ (see Fig. 5, right panel) starts from $s_i = 0$ at $a_i = 0$, increases, tends towards $+\infty$ as $a \rightarrow a_w^- = 7.00 \times 10^{-42}$, tends towards $-\infty$ as $a \rightarrow a_w^+ = 7.00 \times 10^{-42}$, increases and tends slowly (logarithmically) towards 0^- for $a \rightarrow +\infty$. Since the singularity at $a = a_w$ occurs in the very early Universe where the Logotropic model may not be valid, we have not represented it on the figure. We note that for typical values of a , the parameter s has an approximately constant value $\sim -3.53 \times 10^{-3}$, due to its slow (logarithmic) dependence on the scale factor, which corresponds to the value of the dimensionless Logotropic temperature B .

3.4 The qr and sr planes

We plot the evolution trajectories of the Logotropic and Λ CDM models in the qr plane in Fig. 6. The Logotropic model and the Λ CDM model have different trajectories but evolve from a matter dominated phase (EdS) corresponding to the point $(1/2, 1)$ in the qr plane to the de Sitter phase (for the Λ CDM model) or to the super de Sitter phase (for the Logotropic model) corresponding to the point $(-1, 1)$ in the qr plane. In this representation, the Λ CDM forms a segment while the evolution of the Logotropic model is more complex. We can discriminate the Logotropic model from the Λ CDM model by observing that the solid line (Logotropic model) runs above the dashed line (Λ CDM model) in the qr plane. On the other hand, as revealed by the zoom of Fig. 6-b, the solid line (Logotropic model) crosses the phantom divide line $q = -1$, contrary to the dashed line (Λ CDM model).

We have also represented the sr plane in Fig. 7. In this representation, the Λ CDM model reduces to a point $(0, 1)$ while the Logotropic model has a more complicated evolution around that point. As explained previously, the departure of the current value of s from the Λ CDM value $s = 0$, is a direct measure of the dimensionless Logotropic temperature B since $s_0 = -B/(B + 1)$.

Despite minute differences in their evolution trajectories, the Logotropic model and the Λ CDM model are extremely close to each other so they can be distinguished from observations

¹³The parameter r can be rewritten as $r = 1 + 9B\Omega_{\text{de}0}H_0^2/2H^2$. The maximum of $r(a)$ corresponds to the minimum of $H(a)$, hence to the minimum of $\epsilon(a)$, that is to say when the Logotropic Universe becomes phantom.

only if the cosmological parameters are calculated with a high precision. However, even if the Logotropic model and the Λ CDM model are extremely close to each other at the cosmological scale, they behave very differently at small scales as discussed in the Introduction.

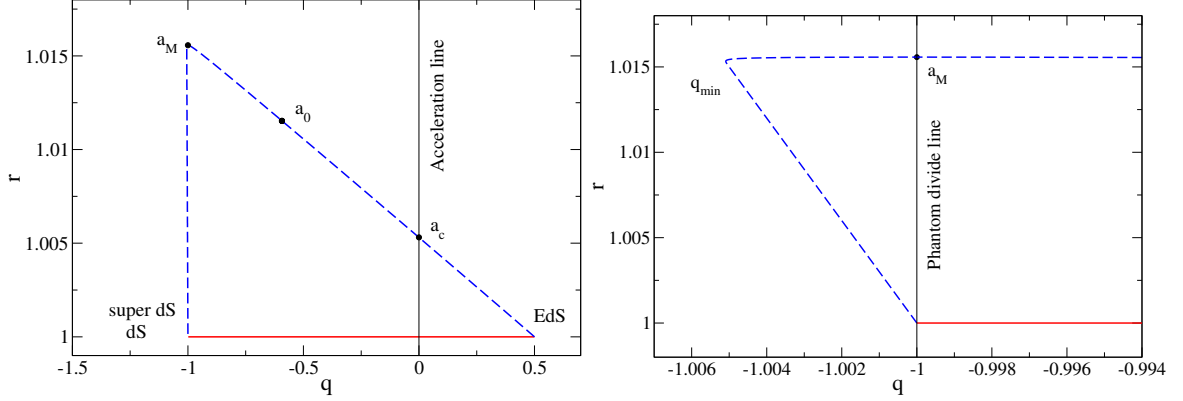


Figure 6. The qr trajectory for the Logotropic model (blue) and for the Λ CDM model (red). The right panel is a zoom close to the phantom divide line. We have indicated the acceleration line where $q = 0$ and the phantom divide line where $q = -1$. We have also indicated the point where r is maximum and the point where q is minimum.

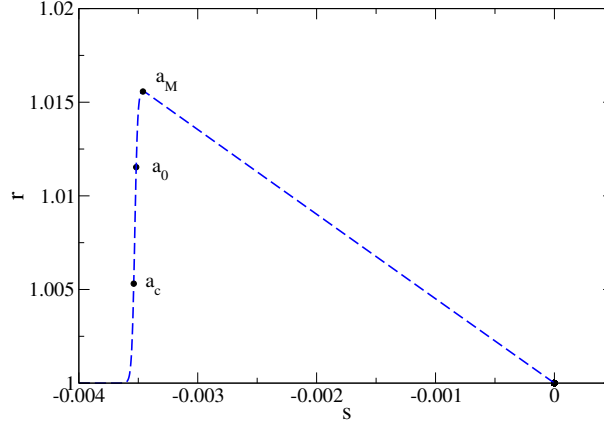


Figure 7. The sr trajectory for the Logotropic model. For the Λ CDM model, $(s, r) = (0, 1)$.

4 Fine comparison between the Logotropic and Λ CDM models

In this section, we present observational constraints on the Logotropic model using the latest observational data from *Planck* 2015+Lensing+BAO+JLA+HST (see [10] for details of the data sets) and compare them with the Λ CDM model. To that purpose, we consider DM and

DE as two separate/non-interacting fluids as in Sec. 2.8,¹⁴ and use the value of B given in Eq. (2.50). We also assume that the Universe is flat in agreement with the observations of the cosmic microwave background (CMB) [9, 10].

4.1 Background and perturbation equations

For the purpose of observational constraints, we write the expansion history of the Logotropic model as

$$H = H_0 \sqrt{\Omega_{r0}(1+z)^4 + \Omega_{b0}(1+z)^3 + \Omega_{dm0}(1+z)^3 + \Omega_{de0}(1-3B \ln(1+z))}, \quad (4.1)$$

where Ω_{r0} , Ω_{b0} , Ω_{dm0} and Ω_{de0} are the present-day values of density parameters of radiation, baryonic matter, DM and DE respectively with $\Omega_{m0} = \Omega_{b0} + \Omega_{dm0}$ and $\Omega_{r0} + \Omega_{b0} + \Omega_{dm0} + \Omega_{de0} = 1$. Further, $z = a^{-1} - 1$ is the redshift. We use the following perturbation equations for the density contrast and velocity divergence in the synchronous gauge:

$$\dot{\delta}_i = -(1+w_i)\left(\theta_i + \frac{\dot{h}}{2}\right) + \frac{\dot{w}_i}{1+w_i}\delta_i - 3\mathcal{H}(c_{s,\text{eff}}^2 - c_{s,\text{ad}}^2) \left[\delta_i + 3\mathcal{H}(1+w_i)\frac{\theta_i}{k^2} \right], \quad (4.2)$$

$$\dot{\theta}_i = -\mathcal{H}(1-3c_{s,\text{eff}}^2)\theta_i + \frac{c_{s,\text{eff}}^2}{1+w_i}k^2\delta_i - k^2\sigma_i, \quad (4.3)$$

following the notations of [57, 58]. The adiabatic sound speed is given by

$$c_{s,\text{ad}}^2 = \frac{\dot{p}_i}{\dot{\rho}_i} = w_i - \frac{\dot{w}_i}{3\mathcal{H}(1+w_i)}, \quad (4.4)$$

where $c_{s,\text{eff}}^2$ is the effective sound speed in the rest frame of the i th fluid. In general, $c_{s,\text{eff}}^2$ is a free model parameter, which measures the entropy perturbations through its difference to the adiabatic sound speed via the relation $w_i\Gamma_i = (c_{s,\text{eff}}^2 - c_{s,\text{ad}}^2)\delta_i^{\text{rest}}$. Thus, $w_i\Gamma_i$ characterizes the entropy perturbations. Further, $\delta_i^{\text{rest}} = \delta_i + 3\mathcal{H}(1+w_i)\theta_i/k^2$ gives a gauge-invariant form for the entropy perturbations. With these definitions, the microscale properties of the energy component are characterized by three quantities, i.e., the equation of state parameters w_i , the effective sound speed $c_{s,\text{eff}}^2$ and the shear perturbation σ_i . In this work, we assume zero shear perturbations for the DE. Finally, for the DM and DE equation of state parameters, we take the values of w_m and w_{de} defined by Eq. (2.62).

4.2 Observational constraints

We use the observational data from *Planck* 2015+Lensing+BAO+JLA+HST to perform a global fitting to the model parameter space of the Logotropic and Λ CDM models

$$P \equiv \{\Omega_b h^2, \Omega_c h^2, 100\theta_{\text{MC}}, \tau, n_s, \ln[10^{10} A_s]\}$$

via the Markov chain Monte Carlo (MCMC) method. Here, $\Omega_b h^2$ and $\Omega_c h^2$ (Ω_c was previously denoted Ω_{dm}) are respectively the baryon and cold DM densities today, θ_{MC} is an approximation to the angular size of the sound horizon at the time of decoupling, τ is the Thomson scattering optical depth due to reionization, n_s is the scalar spectrum power-law

¹⁴This simplifying assumption only affects the results of the perturbation analysis developed in Sec. 4.1. As explained in Sec. 2.8, we expect to observe differences between the one fluid model and the two fluids model at the levels of the perturbations (but not at the level of the background). The perturbation analysis for the single LDF model will be considered in another paper.

index and $\log[10^{10}A_s]$ is the log power of the primordial curvature perturbations [9]. We modified the publicly available **cosmoMC** package [59] to include the perturbations of DE in accordance with Eqs. (4.2) and (4.3). Assuming suitable priors on various model parameters, we obtained the constraints on the parameters of the Logotropic and Λ CDM models displayed in Table 1.

Table 1. Constraints on the parameters of the Logotropic and Λ CDM models from *Planck* 2015+Lensing+BAO+JLA+HST data. The parameter H_0 is in the units of $\text{km s}^{-1} \text{Mpc}^{-1}$

Model \rightarrow	Logotropic		Λ CDM	
Parameter	Mean value with 68% C.L.	Bestfit value	Mean value with 68% C.L.	Bestfit value
$\Omega_b h^2$	0.02231 ± 0.00014	0.02234	0.02232 ± 0.00014	0.02232
$\Omega_c h^2$	0.1186 ± 0.0010	0.1176	0.1184 ± 0.0010	0.1181
$100\theta_{\text{MC}}$	1.04094 ± 0.00030	1.04098	1.04095 ± 0.00029	1.04107
τ	0.067 ± 0.012	0.069	0.068 ± 0.012	0.078
$\ln(10^{10}A_s)$	3.065 ± 0.023	3.069	3.067 ± 0.023	3.087
n_s	0.9671 ± 0.0040	0.9705	0.9676 ± 0.0039	0.9681
Ω_{m0}	0.3068 ± 0.0060	0.3014	0.3070 ± 0.0061	0.3049
H_0	67.93 ± 0.45	68.30	67.87 ± 0.46	68.02

In Fig. 8, we show one-dimensional marginalized distributions of individual parameters and two-dimensional contours with 68% C.L. and 95% C.L. for the model parameters under consideration. The CMB TT power spectra and matter power spectra at redshift $z = 0$ for the Λ CDM and Logotropic models are displayed in Fig. 9, where the relevant parameters are fixed to their best fit values as given in Table 1. From Table 1, Fig. 8 and Fig. 9, we notice that there is no significant difference between the Λ CDM and Logotropic models at the present epoch, as expected. Indeed, the Logotropic model is expected to behave differently from the Λ CDM model in the future evolution of the Universe as the logarithmic term will eventually be significant for larger values of a . In the following subsection, we quantify this difference by testing the evolutionary behavior of some parameters pertaining to the two models under consideration.

4.3 Statefinders and behavior of dark energy

The statefinder analysis is done as follows. The evolution trajectories of the $\{q, r\}$ and $\{s, r\}$ pairs are plotted in qr and sr planes. Since the jerk parameter of the Λ CDM model is $r = 1$ whilst $s = 0$, the Λ CDM model is represented by the point $(0, 1)$ in the sr plane. On the other hand, q varies from $1/2$ to -1 in the Λ CDM model. Therefore, the qr trajectory for the Λ CDM model is a straight line segment going from $(1/2, 1)$ to $(-1, 1)$ in the qr plane. By plotting the qr and sr trajectories for the models under consideration, one can easily observe the difference between their evolutionary behavior.

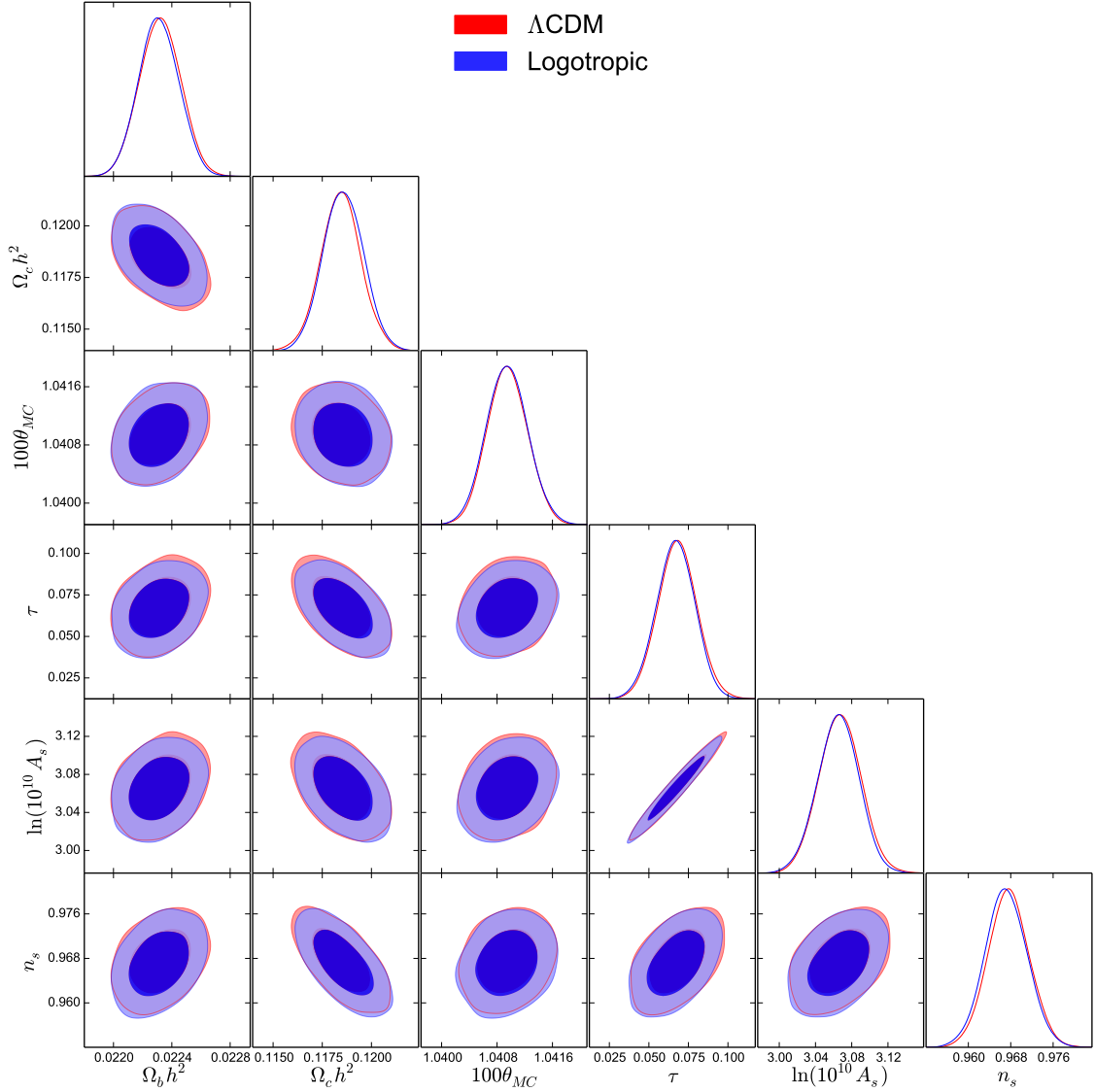


Figure 8. The one-dimensional marginalized distributions of individual parameters and two-dimensional contours with 68% C.L. and 95% C.L.

We plot the evolution trajectories of the Logotropic and Λ CDM models in the qr and sr planes in the left and right panels of Fig. 10 by considering the best fit values of the model parameters given in Table 1 from observations. For the sake of comparison, we also plot the qr and sr trajectories of some popular models such as the DGP [31], Chaplygin gas [38] and Galileon [34] models (see [60] for the statefinder analysis of these models).

We see that all the models have different evolution trajectories but evolve from the matter dominated phase (black dot $(1/2, 1)$ in the qr plane) to the de Sitter phase (purple dot $(-1, 1)$ in the qr plane). Of all these models, the Logotropic model is the closest to the Λ CDM model. We can discriminate the Logotropic model from the Λ CDM model by observing that the blue curve (Logotropic model) evolves differently from the red line (Λ CDM model) in the qr plane. The blue curve can be seen to run slightly above the red line, especially after the blue dot

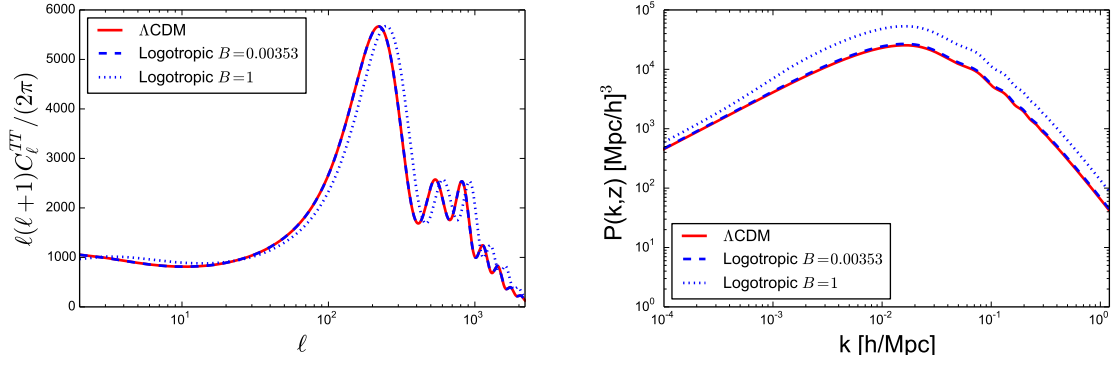


Figure 9. The CMB TT power spectra (left panel) and the matter power spectra (right panel) at redshift $z = 0$ for the Λ CDM (full red line) and Logotropic (dashed blue line) models, where the relevant parameters are fixed to their best fit values given in Table 1. The two curves are almost indistinguishable, implying that the Logotropic model can account for cosmological observations as well as the Λ CDM model. For comparison, we have plotted the Logotropic model with $B = 1$ (blue dotted line) which presents a strong deviation from the Λ CDM model. This confirms that the parameter B must be sufficiently small, such as the predicted value $B = 3.53 \times 10^{-3}$, to account for the observations [47, 48].

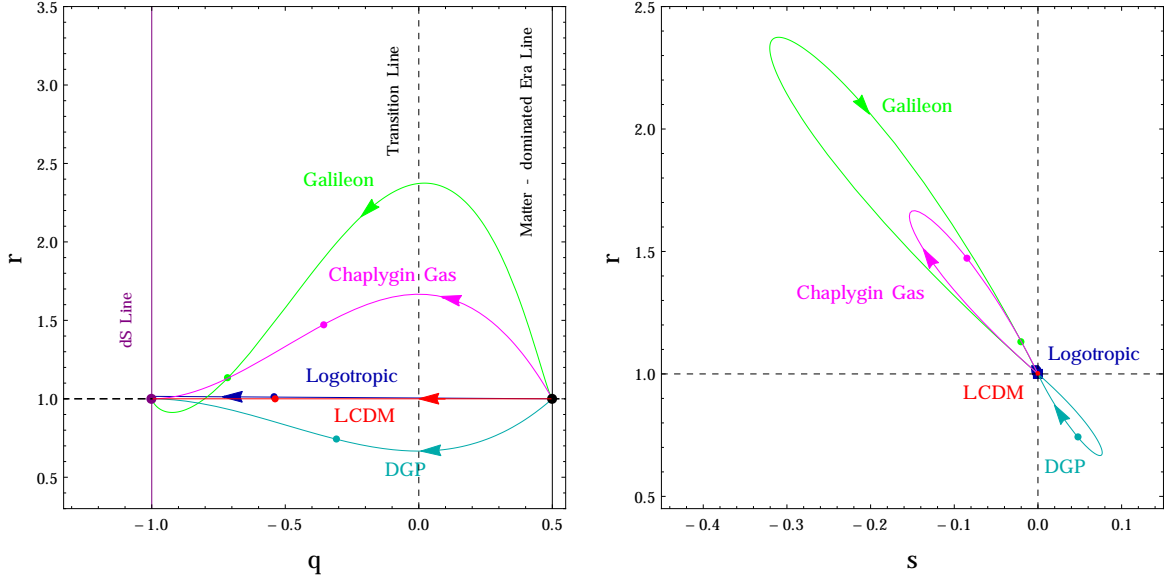


Figure 10. The left and right panels respectively show the evolution of the qr and sr trajectories for various cosmological models. In both panels, the blue curve corresponds to the Logotropic model. Red, cyan, magenta and green curves stand for Λ CDM, DGP, Chaplygin gas and Galileon models, respectively. The direction of evolution is shown by the arrows on the curves while the dots on the curves are used to indicate the present values of the corresponding $\{q, r\}$ and $\{s, r\}$ pairs. All the models under consideration evolve from the matter dominated phase (black dot $(1/2, 1)$ in the qr plane) to the de Sitter phase (purple dot $(-1, 1)$ in the qr plane). The Logotropic model shows a good consistency with the Λ CDM model till the blue dot on the qr curve. But later on, it is visible that the blue curve departs from the red line.

corresponding to the current Universe. In addition, the blue curve crosses the de Sitter line $q = -1$ (phantom divide) before finally converging towards the de Sitter point $(-1, 1)$, as

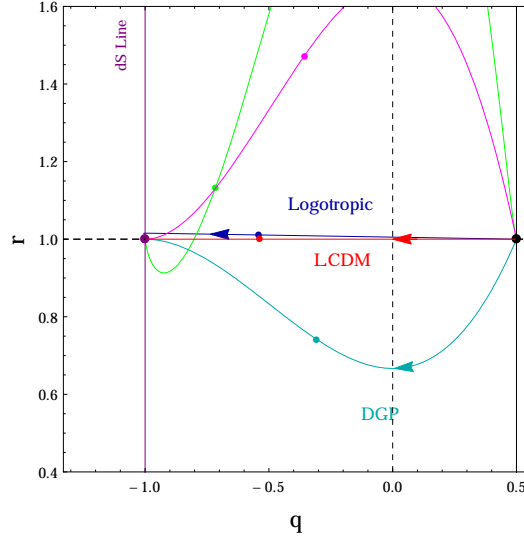


Figure 11. Zoom of Fig. 10 enlightening the difference between the Logotropic and Λ CDM models.

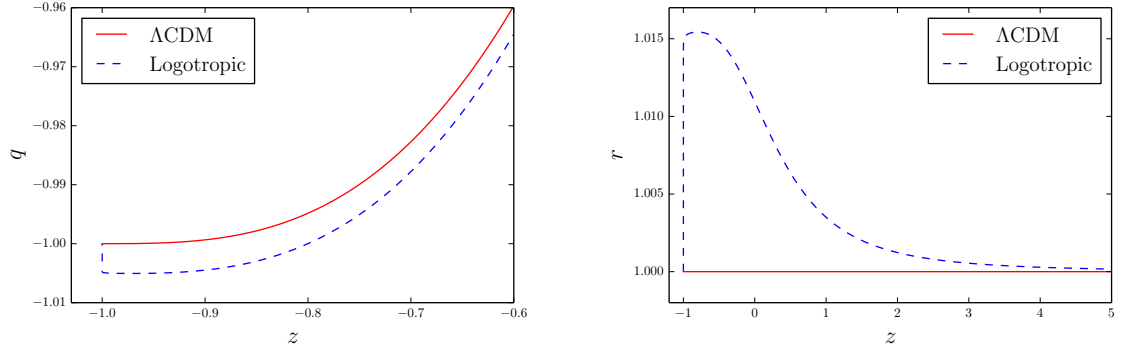


Figure 12. The left and right panels respectively show the variation of q and r vs z in the Λ CDM and Logotropic models.

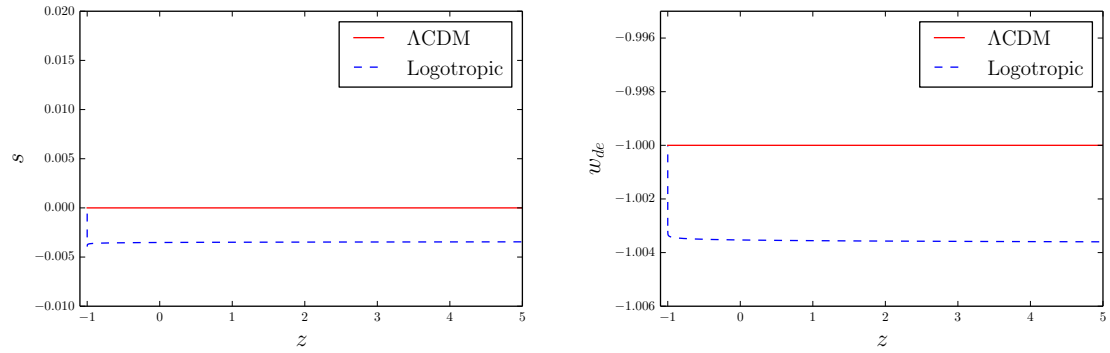


Figure 13. Variation of s vs z in the Λ CDM and Logotropic models (left). Variation of w_{de} vs z in the Λ CDM and Logotropic models (right).

explained in Sec. 3. To display this behavior more clearly, we plot q , r and s separately in Figs. 12 and 13 (left) where the departure of the Logotropic model from the Λ CDM model can clearly be observed in the future evolution of the Universe.

We numerically find that the transition of the Universe from deceleration to acceleration in the Λ CDM model takes place at $z_c = 0.667$ while in the Logotropic model the transition redshift is $z_c = 0.658$.

In Fig. 13 (right), we show the evolution of the effective DE equation of state parameter w_{de} defined by Eq. (2.62) vs z in the Λ CDM and Logotropic models. The effective DE equation of state parameter w_{de} stays less than -1 during the evolution of the Logotropic Universe indicating the phantom nature of DE in the Logotropic model (its current value is $w_{\text{de}0} = -1 - B = -1.00353$). In the Λ CDM model, $w_{\text{de}} = -1$.

In Figs. 14, we show the evolution of the equation of state parameter w defined by Eq. (2.34) vs z in the Λ CDM and Logotropic models. We note that w in the Logotropic model is close to 0 at large redshifts, decreases (its current value is $w_0 = -0.7011$), drops below -1 at $z_M = -0.798$, reaches its minimum $w_{\text{min}} = -1.003$ at $z'' = -0.968$, and asymptotically tends towards -1^- as $z \rightarrow -1$. Thus, a phantom flip signature is observed in the future evolution of the Logotropic Universe, which is not the case in the Λ CDM model (w starts from 0 and decreases monotonically towards -1^+ as $z \rightarrow -1$; its current value is $w_0 = -0.6951$).

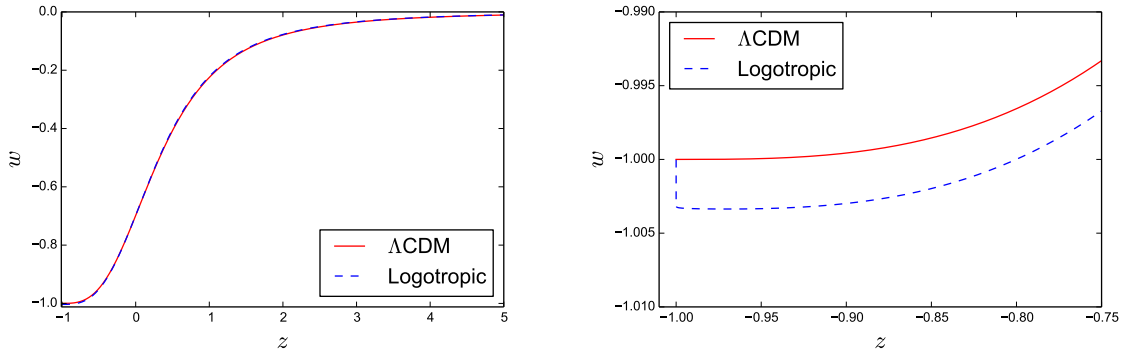


Figure 14. Variation of w vs z in the Λ CDM and Logotropic models.

4.4 Numerical applications

In this section, we provide the values of some quantities of cosmological interest at different epochs in the evolution of the Universe (see Table 2). We make the numerical application for $B = 0$ corresponding to the Λ CDM model (see Sec. 2.4), and for $B = 3.53 \times 10^{-3}$ corresponding to the Logotropic model (see Sec. 2.5). We take the values of the cosmological parameters H_0 and $\Omega_{\text{m}0}$ obtained from observations (see Table 1).

For the Λ CDM model, $\Omega_{\text{m}0} = 0.3049$, $\Omega_{\text{de}0} = 0.6951$, $H_0 = 68.02 \text{ km s}^{-1} \text{ Mpc}^{-1} = 2.204 \times 10^{-18} \text{ s}^{-1}$, $\epsilon_0/c^2 = 3H_0^2/8\pi G = 8.691 \times 10^{-24} \text{ g m}^{-3}$, $\epsilon_{\text{m}0}/c^2 = \Omega_{\text{m}0}\epsilon_0/c^2 = 2.650 \times 10^{-24} \text{ g m}^{-3}$, and $\epsilon_{\text{de}0}/c^2 = \Omega_{\text{de}0}\epsilon_0/c^2 = 6.041 \times 10^{-24} \text{ g m}^{-3}$.

For the Logotropic model, $\Omega_{\text{m}0} = 0.3014$, $\Omega_{\text{de}0} = 0.6986$, $H_0 = 68.30 \text{ km s}^{-1} \text{ Mpc}^{-1} = 2.213 \times 10^{-18} \text{ s}^{-1}$, $\epsilon_0/c^2 = 3H_0^2/8\pi G = 8.763 \times 10^{-24} \text{ g m}^{-3}$, $\epsilon_{\text{m}0}/c^2 = \Omega_{\text{m}0}\epsilon_0/c^2 = 2.641 \times 10^{-24} \text{ g m}^{-3}$, and $\epsilon_{\text{de}0}/c^2 = \Omega_{\text{de}0}\epsilon_0/c^2 = 6.122 \times 10^{-24} \text{ g m}^{-3}$. These values improve those given in Sec. 2.4. If we recompute B and A from Eq. (2.49) with these more accurate values

	$B = 0$ (Λ CDM)	$B = 3.53 \times 10^{-3}$
a_w		7.004×10^{-42}
$(\epsilon/\epsilon_0)_w$		8.771×10^{122}
t_w (Gyrs)		3.225×10^{-61}
q_w		$1/2$
w_w		0
r_w		1.000
s_w		∞
a_c	0.6031	0.5998
$(\epsilon/\epsilon_0)_c$	2.085	2.092
t_c (Gyrs)	7.574	7.528
q_c	0	0
w_c	$-1/3$	$-1/3$
r_c	1	1.005
s_c	0	-0.003537
t_0 (Gyrs)	13.81	13.80
q_0	-0.5427	-0.5516
w_0	-0.6951	-0.7011
r_0	1	1.011
s_0	0	-0.003518
a_M		4.963
$(\epsilon/\epsilon_0)_M$		0.7129
t_M (Gyrs)		40.09
q_M		-1
w_M		-1
r_M		1.016
s_M		-0.003459

Table 2. Numerical values of some quantities of cosmological interest (scale factor a , energy density ϵ , time t , deceleration parameter q , equation of state parameter w , statefinders r and s) at different periods of the evolution of the Universe. We recall that t_w is the time at which the Logotropic pressure becomes negative, t_c is the time at which the Universe accelerates, t_0 is the age of the Universe, and t_M is the time at which the Logotropic Universe becomes phantom. These results update those of Table 1 of [47].

we obtain

$$B = 3.535 \times 10^{-3}, \quad A = 1.945 \times 10^{-9} \text{ g m}^{-1} \text{ s}^{-2}. \quad (4.5)$$

We see that the value of B is not changed from the one given by Eq. (2.50). This shows the robustness of this value for the reason explained in Sec. 2.4. On the other hand, the value of A is slightly changed since it depends more sensibly than B on the measured values of H_0 and Ω_{m0} . However, we do not need the value of A in the data analysis, so that our results are not altered.

5 Conclusion

In this paper, we have compared the Logotropic and Λ CDM models at large (cosmological) scales. As anticipated in [47, 48], the two models are very close to each other up to the present.

Still, they will differ from each other in the future, in about 25 Gyrs, since the Logotropic Universe will become phantom unlike the Λ CDM Universe. The closeness of the results in the period where we can compare these two models with the observations implies that the Logotropic model is viable. Therefore, we cannot reject the possibility that our Universe will become phantom in the future. Indeed, the Logotropic model is an example of phantom Universe that is consistent with the observations up to now since it leads to results that are almost indistinguishable from the Λ CDM model. This is very different for the other models considered in Fig. 10 which deviate more strongly from the Λ CDM model. It may be argued that these models are not consistent with the observations since they are “too far” from the standard Λ CDM model.

In a sense, it is obvious that the Logotropic model produces results that are consistent with the observations since it depends on a parameter B in such a way that the Λ CDM model is recovered for $B = 0$. Therefore, by taking B sufficiently small, we are guaranteed to reproduce the results of the Λ CDM model. However, an interest of the theory developed in [47, 48] is that B is not a free parameter (unlike many other cosmological models that depend on one or several free parameters) but is fixed by physical considerations. Therefore, it can be interpreted as a sort of fundamental constant with the value $B = 3.53 \times 10^{-3}$, which is of the order of the inverse of the famous number 123 occurring in the so-called cosmological constant problem.¹⁵ Intriguingly, the small but nonzero value of B is related to the nonzero value of the Planck constant \hbar . This suggests that quantum mechanics plays a role at the cosmological scale in relation to DM and DE.

On the other hand, even if the Logotropic and Λ CDM models are close to each other at large (cosmological) scales, they differ at small (galactic) scales where the Λ CDM model poses problem. In particular, the Logotropic model is able to solve the CDM crisis (cusp problem, missing satellite problem...). Furthermore, it is able to explain the universality of the surface density $\Sigma_0 = \rho_0 r_h$ of DM halos and can predict its observed value $\Sigma_0 = 141 M_\odot/\text{pc}^2$ [49] without arbitrariness [47, 48].

For these reasons, the Logotropic model is a model of cosmological interest. It is therefore important to see if one can detect small differences between the Logotropic and Λ CDM models at large (cosmological) scales. The present paper is first step in that direction. We have determined indicators that can distinguish the two models. In particular, we have obtained analytical expressions of the statefinders for the Logotropic model. We have shown that they slightly differ from the values of the Λ CDM model. The quantity of most interest seems to be the parameter s whose current value, $s_0 = -B/(B+1) = -0.003518$, is directly related to the fundamental constant $B = 3.53 \times 10^{-3}$ of the Logotropic model. However, distinguishing the Logotropic and Λ CDM models from cosmological observations demands a high degree of precision that cosmology may not have reached yet. Hopefully, future developments may help discriminating the two models.

Acknowledgments

S.K. gratefully acknowledges the support from SERB-DST project No. EMR/2016/000258.

¹⁵More precisely, $B \simeq 1/\ln(\rho_P/\rho_\Lambda) \simeq 1/[123 \ln(10)]$. There is a conversion factor $\ln(10)$ between decimal and Napierian logarithms.

References

- [1] F. Zwicky, *Helv. Phys. Acta* **6**, 110 (1933)
- [2] V. C. Rubin and W.K. Ford, *ApJ* **159**, 379 (1970); V.C. Rubin, W.K. Ford, N. Thonnard, *Astrophys. J.* **238**, 471 (1980); M. Persic, P. Salucci, F. Stel, *Mon. Not. R. astr. Soc.* **281**, 27 (1996)
- [3] R. Massey, T. Kitching, and J. Richard, *Rep. Prog. Phys.* **73**, 086901 (2010)
- [4] A. Vikhlinin *et al.*, *ApJ* **640**, 691 (2006)
- [5] A.G. Riess *et al.*, *Astron. J.* **116**, 1009 (1998); A. G. Riess *et al.*, *Astronom. J.* **117**, 707 (1999); S. Perlmutter *et al.*, *ApJ* **517**, 565 (1999); P. de Bernardis *et al.*, *Nature* **404**, 995 (2000); S. Hanany *et al.*, *ApJ* **545**, L5 (2000)
- [6] H.-J. Seo and D. J. Eisenstein, *ApJ* **598**, 2 (2003)
- [7] G. F. Smoot *et al.*, *ApJ* **396**, L1 (1992)
- [8] N. Jarosik *et al.*, *ApJ Supp.* **192**, 14 (2011)
- [9] Planck Collaboration: P.A.R. Ade *et al.*, *Astron. Astrophys.* **571**, A16 (2014)
- [10] Planck Collaboration: P.A.R. Ade *et al.*, *Astron. Astrophys.* **594**, A13 (2016)
- [11] G. Jungman, M. Kamionkowski, K. Griest, *Phys. Rep.* **267**, 195 (1996)
- [12] A. Einstein, *Sitz. Königl. Preu. Akad. Wiss.* **1**, 142 (1917)
- [13] J.F. Navarro, C.S. Frenk, S.D.M. White, *Astrophys. J.* **462**, 563 (1996)
- [14] A. Burkert, *Astrophys. J.* **447**, L25 (1995)
- [15] G. Kauffmann, S.D.M. White, B. Guiderdoni, *Mon. Not. R. astr. Soc.* **264**, 201 (1993); A. Klypin, A.V. Kravtsov, O. Valenzuela, *Astrophys. J.* **522**, 82 (1999); M. Kamionkowski, A.R. Liddle, *Phys. Rev. Lett.* **84**, 4525 (2000)
- [16] P. Steinhardt, in *Critical Problems in Physics*, edited by V.L. Fitch and D.R. Marlow (Princeton University Press, Princeton, NJ, 1997)
- [17] S. Weinberg, *Rev. Mod. Phys.* **61**, 1 (1989); T. Padmanabhan, *Phys. Rep.* **380**, 235 (2003)
- [18] G. Lemaître, *Proc. Nat. Acad. Sci.* **20**, 12 (1934); A.D. Sakharov, *Dokl. Akad. Nauk SSSR* **177**, 70 (1967); Ya. B. Zeldovich, *Sov. Phys. Uspek.* **11**, 381 (1968)
- [19] P. Bode, J.P. Ostriker, N. Turok, *Astrophys. J.* **556**, 93 (2001)
- [20] H.J. de Vega, P. Salucci, N.G. Sanchez, *Mon. Not. R. Astron. Soc.* **442**, 2717 (2014)
- [21] P.H. Chavanis, M. Lemou, F. Méhats, *Phys. Rev. D* **91**, 063531 (2015); P.H. Chavanis, M. Lemou, F. Méhats, *Phys. Rev. D* **92**, 123527 (2015)
- [22] D. Marsh, *Phys. Rep.* **643**, 1 (2016)
- [23] A. Suárez, V.H. Robles, T. Matos, *Astrophys. Space Sci. Proc.* **38**, 107 (2014)
- [24] T. Rindler-Daller, P.R. Shapiro, *Astrophys. Space Sci. Proc.* **38**, 163 (2014)
- [25] P.H. Chavanis, *Self-gravitating Bose-Einstein condensates*, in *Quantum Aspects of Black Holes*, edited by X. Calmet (Springer, 2015)
- [26] P.H. Chavanis, *Phys. Rev. D* **94**, 083007 (2016)
- [27] W. Hu, R. Barkana, and A. Gruzinov, *Phys. Rev. D* **85**, 1158 (2000)
- [28] D.N. Spergel, P.J. Steinhardt, *Phys. Rev. Lett.* **84**, 3760 (2000)
- [29] R.R. Caldwell, R. Dave, and P.J. Steinhardt, *Phys. Rev. Lett.* **80**, 1582 (1998)

- [30] A. Sen, JHEP **0204**, 008 (1999); JHEP **0207**, 065 (2002); G.W. Gibbons, Phys. Lett. B **537**, 1 (2002); T. Padmanabhan, Phys. Rev. D **66**, 021301(R) (2002); A. Frolov, L. Kofman, A. Starobinsky, Phys. Lett. B **545**, 8 (2002)
- [31] G. Dvali, G. Gabadadze and M. Porrati, Phys. Lett. B **485**, 208 (2000).
- [32] C. Deffayet, G. Dvali, G. Gabadadze, Phys. Rev. D **65**, 044023 (2002).
- [33] V. Sahni, Y. Shtanov, JCAP **0311**, 014 (2003).
- [34] A. Ali, R. Gannouji and M. Sami, Phys. Rev. D **82**, 103015 (2010); R. Gannouji and M. Sami, Phys. Rev. D **82**, 024011 (2010)
- [35] R.R. Caldwell, Phys. Lett. B **545**, 23 (2002)
- [36] R. R. Caldwell, M. Kamionkowski, N. N. Weinberg, Phys. Rev. Lett. **91**, 071301 (2003)].
- [37] P.H. Frampton, K.J. Ludwick, R.J. Scherrer, Phys. Rev. D **84**, 063003 (2011)
- [38] A. Kamenshchik, U. Moschella and V. Pasquier, Phys. Lett. B **511**, 265 (2001).
- [39] H.B. Sandvik, M. Tegmark, M. Zaldarriaga, I. Waga, Phys. Rev. D **69**, 123524 (2004); Z.H. Zhu, Astron. Astrophys. **423**, 421 (2004)
- [40] M.C. Bento, O. Bertolami, A.A. Sen, Phys. Rev. D **66**, 043507 (2002)
- [41] V. Gorini, A. Kamenshchik, U. Moschella, Phys. Rev. D **67**, 063509 (2003)
- [42] M.C. Bento, O. Bertolami, A.A. Sen, Phys. Rev. D **70**, 083519 (2004)
- [43] P.H. Chavanis, Eur. Phys. J. Plus **129**, 38 (2014)
- [44] P.H. Chavanis, Eur. Phys. J. Plus **129**, 222 (2014)
- [45] P.H. Chavanis, arXiv:1208.1185
- [46] P.H. Chavanis, Universe **1**, 357 (2015)
- [47] P.H. Chavanis, Eur. Phys. J. Plus **130**, 130 (2015)
- [48] P.H. Chavanis, Phys. Lett. B **758**, 59 (2016)
- [49] F. Donato *et al.*, Mon. Not. R. Astron. Soc. **397**, 1169 (2009)
- [50] L.E. Strigari *et al.*, Nature **454**, 1096 (2008)
- [51] R.B. Tully, J.R. Fisher, Astron. Astrophys. **54**, 661 (1977)
- [52] S. Weinberg, Gravitation and Cosmology (John Wiley, 2002)
- [53] T. Padmanabhan, Phys. Rep. **380**, 235 (2003)
- [54] P.H. Chavanis, Phys. Rev. D **92**, 103004 (2015)
- [55] J. Garriga, V.F. Mukhanov, Phys. Lett. B **458**, 219 (1999)
- [56] V. Sahni, T.D. Saini, A.A. Starobinsky and U. Alam, JETP Letters **77**, 201 (2003)
- [57] C.-P Ma, E. Bertschinger, *Astrophys. J.* **455**, 7 (1995)
- [58] W. Hu, *Astrophys. J.* **506**, 485 (1998)
- [59] A. Lewis, S. Bridle, *Phys. Rev. D* **66**, 103511 (2002); <http://cosmologist.info/cosmomc/>.
- [60] M. Sami, M. Shahalam, M. Skugoreva and A. Toporensky, Phys. Rev. D **86**, 103532 (2012)