

# On spreading rumor in heterogeneous systems

Jacek Cichoń, Zbigniew Gołębiewski, Marcin Kardas, Marek Klonowski, Filip Zagórski  
Faculty of Fundamental Problems of Technology,  
Wrocław University of Science and Technology, Poland  
E-mail: {firstname.lastname}@pwr.wroc.pl

**Abstract**—In this paper we consider a model of spreading information in heterogeneous systems wherein we have two kinds of objects. Some of them are active and others are passive. Active objects can, if they possess information, share it with an encountered passive object. We focus on a particular case such that active objects communicate independently with randomly chosen passive objects.

Such model is motivated by two real-life scenarios. The first one is a very dynamic system of mobile devices distributing information among stationary devices. The second is an architecture wherein clients communicate with several servers and can leave some information learnt from other servers.

The main question we investigate is how many rounds is needed to deliver the information to all objects under the assumption that at the beginning exactly one object has the information?

In this paper we provide mathematical models of such process and show rigid and very precise mathematical analysis for some special cases important from practical point of view. Some mathematical results are quite surprising — we find relation of investigated process to both coupon collector’s problem as well as the birthday paradox. Additionally, we present simulations for showing behaviour for general parameters.

## I. INTRODUCTION

Let us consider the following problem — we have a heterogeneous system with two kinds of objects — namely, *passive* and *active* ones. In the system information is spread among both kinds of objects. Initially only one object has the information — it is a source of information. Active objects initiate communication with passive objects. During communication if one object has information they share it. In effect, when the communication is finished — both objects have the information. The main problem we investigate in our paper is, how many communication rounds is needed to have the information in all objects? In this paper we consider the basic model — active objects initiate communication independently with randomly chosen passive objects. We see this model as a formal description of several real-life scenarios. In particular we have in mind two kinds of systems. The first one is a system of mobile devices distributing information among stationary devices. Of course

the assumption that the mobile device initiates the communication with a random stationary object is far-fetched in many real systems. However, it is justified in very dynamic systems where the communication occurs relatively rarely when compared to movement rate. In terms of random walks on graphs theory we can express formally this condition by demanding the period between communications longer than the mixing time of the walk (i.e. movement of the mobile object).

The second scenario that we have in mind is an architecture wherein clients communicate with several servers and can leave information learnt from other servers. The process is finished when all users are informed about the information and moreover the information is accessible from all servers.

To make the presentation more clear we describe our results in the language of mobile devices. It is clear, however, that it can be seen also in terms of other models.

The mathematical model of described system can be a bipartite graph  $S \cup M$ . At the beginning, exactly one node from the set  $S$  (stationary objects) contains some information. At each step we choose uniformly at random one node from the set  $S$  and one from the set  $M$  (mobile objects). If one of the chosen nodes is informed then the second becomes informed too. Thus, the considered model is a kind of a *push and pull* rumor spreading scheme. We are interested in the expected time of total spreading of the information. We shall show a very precise result for the case  $|M| \leq 3$  and  $|S| = n$  and a quite precise result for the case  $|M| = |S| = n$ . We also discuss natural continuous analogue of this process as well as some motivation for heterogeneous networks containing some number of mobile objects.

### A. Organization of this paper

We briefly describe related results — with particular attention to rumor spreading — in section II. Mathematical model is presented in section III. Next, in sections IV and V, we analyze the cases with small number of mobile objects and we show relation of investigated problem to both birthday paradox and coupon collector’s problem. Section VI is devoted to the case with equal number of clients and servers. Some intuitions about the general case and results of simulations are presented in section VII. Continuous version of our model is discussed in section VIII.

Partially supported by EU within the 7th Framework Program under contract 215270 (FRONTS). This paper was also supported by funds from Polish Ministry of Science and Higher Education – grant No. N N206 1842 33 (first and fourth author), N N206 2573 35 (second author).

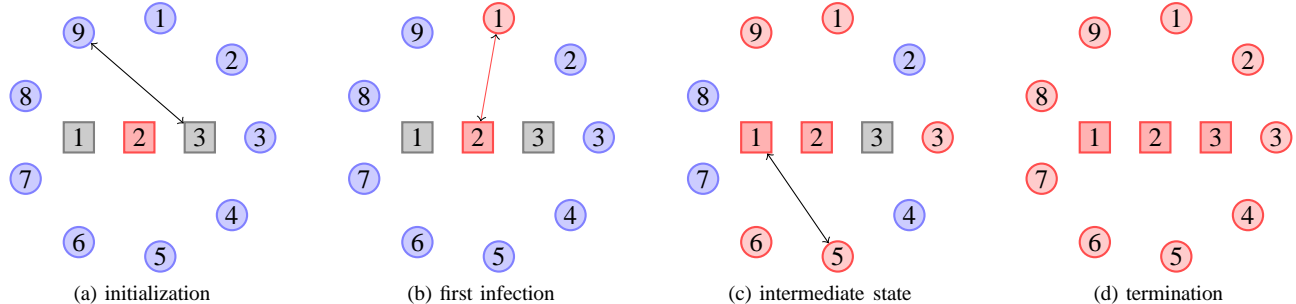


Figure 1. Example of a rumor spreading process in various states. Mobile and static objects are represented by circles and squares respectively. (a) At the beginning, one object knows the information (static object marked by red). Nodes communicates randomly with no information transmission until some mobile object connects with infected static object (b). From know on, nodes randomly exchanges the rumor (c). The process stops when all of the objects know the information (d)

## II. RELATED WORK

Rumor spreading has a rich literature. Let us describe one important in this domain result. In Frieze and Grimmet [1] it is assumed that the rumor is initially transmitted to one member of the population and in each round each person that knows the rumor passes it to someone chosen at random (it is the so-called *push* scheme in a complete graph of size  $n$ ). The process stops when all people know the rumor. Let  $S_n$  denote the number of rounds after which the process stops. It is showed in [1] that in probability

$$S_n = \log_2 n + \ln n + o(\ln n)$$

when  $n$  tends to infinity (i. e.  $\lim_{n \rightarrow \infty} \Pr(|S_n - \log_2 n + \ln n| \leq \omega(n)) = 1$  where  $\omega(n) = o(\ln n)$ ). This result was later improved by Pittel [2] who showed that in probability

$$S_n = \log_2 n + \ln n + O(1)$$

when  $n$  tends to infinity (i. e.  $\lim_{n \rightarrow \infty} \Pr(|S_n - \log_2 n + \ln n| \leq \omega(n)) = 1$  where  $\omega(n) = O(1)$ ). Notice that

$$\log_2 n + \ln n = \left(1 + \frac{1}{\ln 2}\right) \ln n \approx 2.4427 \ln n. \quad (1)$$

A further idea introduced by Demers et al. in [3] is to send rumors from the called to the calling person (*pull* scheme in a complete graph of size  $n$ ). It was observed that the number of uninformed people decreases much faster using a *pull* scheme instead of a *push* scheme, namely only  $T_n = \Theta(n \ln \ln n)$  calls (transmissions) are needed to distribute the rumor among all players.

In the next crucial paper [4] Karp et al. analyzed gossiping protocol which can be briefly described as a combination of *push* and *pull* schemes in a complete graphs of size  $n$ . Authors showed that  $S_n = O(\ln n)$ .

There are many other important papers in this subject. Let us only mention about [5], [6], [7], [8].

Bipartite graphs are suitable to model common client-server architecture. Moreover, e.g. a social networking web-sites scheme is a great example of the system where only

“clients” spread a message among “servers” (and therefore also other “clients”).

## III. DESCRIPTION OF MODEL

Let  $G = (S \cup M, E)$  where  $E = S \times M$ . We call the vertices from the set  $S$  *static nodes* and we call the vertices from  $M$  the *mobile nodes*. The only possible way of information exchange is between mobile and static ones (*push&pull* scheme). Suppose that one static node has an information item which should be delivered to all other (mobile and static) nodes. Hence we are interested in a broadcasting problem for networks modeled as bipartite graph. At each step one static and one mobile node is chosen randomly and independently according to uniform distributions on  $S$  and  $M$ . If one of them has the information item then the second will obtain it too.

Let us assume for a while that there is only one mobile node and  $n$  static nodes. Then the evolution of the system is divided into two phases: time before the first mobile object hits the node with the information item (which takes on average  $n$  steps) and the dissemination information phase when the mobile node infects the whole population of static nodes. The analysis of the second phase reduces to the analysis of the Coupon Collector’s problem, so the second phase takes in average  $nH_{n-1}$  steps. Hence, if  $T_n$  is the total number of steps until the information item is disseminated onto the whole graph, then  $\mathbf{E}[T_n] = nH_{n-1} + n$ .

Let  $n$  denote the number of static objects and let  $m$  denote the number of mobile objects. We model our process as a Markov chain with the state space  $\Omega_{n,m}^0 = \{0, \dots, n\} \times \{0, \dots, m\}$  and the initial state  $(1, 0)$ . There are only three possible transitions in this model:  $(a, b) \rightarrow (a, b)$ ,  $(a, b) \rightarrow (a + 1, b)$  and  $(a, b) \rightarrow (a, b + 1)$  and we have

$$\begin{cases} \Pr[(a, b) \rightarrow (a + 1, b)] &= \frac{b}{m} \cdot \frac{n-a}{n} \\ \Pr[(a, b) \rightarrow (a, b + 1)] &= \frac{m-b}{m} \cdot \frac{a}{n} \end{cases}$$

and  $\Pr[(a, b) \rightarrow (a, b)] = 1 - (\Pr[(a, b) \rightarrow (a + 1, b)] + \Pr[(a, b) \rightarrow (a, b + 1)])$ .

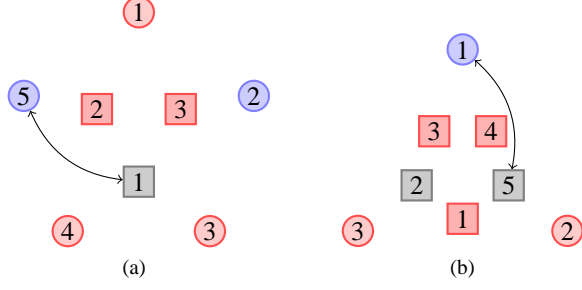


Figure 2. Symmetry of rumor spreading process. From state  $(1, 1)$  (i.e. after initialization phase) process with  $n$  static and  $m$  mobile objects behaves in the same fashion as symmetrical process with  $m$  static and  $n$  mobile objects. (a) Process with 5 mobile and 3 static objects in state  $(2, 3)$  and (b) corresponding process with 3 mobile and 5 static objects in state  $(3, 2)$ . Both marked connections (causing no information exchange) have the same probability of being chosen.

Notice that  $\Pr[(1, 0) \rightarrow (2, 0)] = 0$  and  $\Pr[(1, 0) \rightarrow (1, 1)] = \frac{1}{n}$ , so the only possible evolution of this Markov chain is through the transition  $(1, 0) \rightarrow (1, 1)$ . Therefore we can distinguish two phases in our process:

Phase 1 until the moment of transition from state  $(1, 0)$  to state  $(1, 1)$ ,

Phase 2 from state  $(1, 1)$  until state  $(n, m)$

The lengths of these two phases are stochastically independent. Let  $F_{n,m}$  be a random variable that measures the run time of Phase 1,  $L_{n,m}$  be a random variable that measures the run time of Phase 2 and let  $T_{n,m} = F_{n,m} + L_{n,m}$ . Then  $F_{n,m} \sim Geo(\frac{1}{n})$ . Thus  $\mathbf{E}[F_{n,m}] = n$  and  $\text{var}[F_{n,m}] = n^2(1 - \frac{1}{n})$ . Now we may restrict our considerations to the variable  $L_{n,m}$  which counts the length of a run through the Markov chain with the state space  $\Omega_{n,m} = \{1, \dots, n\} \times \{1, \dots, m\}$  and the initial state  $(1, 1)$ .

Notice that  $\Pr_{n,m}((a, b) \rightarrow (a+1, b)) = \Pr_{m,n}((b, a) \rightarrow (b, a+1))$ . This observation implies that  $\mathbf{E}[L_{n,m}] = \mathbf{E}[L_{m,n}]$  (see Figure 2).

#### IV. TWO MOBILE OBJECTS

In this section we assume there are precisely two mobile stations, i.e. investigate the Markov chain  $\Omega_{n,2}$ . In order to simplify notation we write  $T_n$  instead of  $T_{n,m}$  etc.

Quite easy arguments can show that  $n + nH_n \leq \mathbf{E}[T_n] \leq \frac{3}{2}n + nH_n$ . We shall show in this section a much more precise estimation of  $\mathbf{E}[T_n]$ .

The probabilities of transitions between states in the considered Markov chain are given by formulas

$$\begin{cases} \Pr[(a, 1) \rightarrow (a+1, 1)] &= \frac{n-a}{2n} \\ \Pr[(a, 1) \rightarrow (a, 2)] &= \frac{a}{2n} \\ \Pr[(a, 1) \rightarrow (a, 1)] &= \frac{1}{2} \end{cases}$$

We restrict for a while our attention only to the moments, when the evolution of our Markov chain occurs (i. e. we

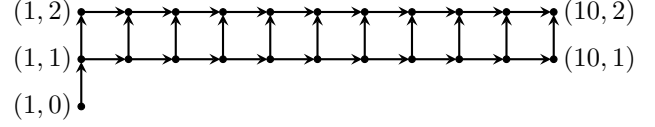


Figure 3. States of the model with two mobile objects and 10 static objects. Loops are omitted.

consider the pure jump Markov chain). For the resulting pure jump Markov chain we have

$$\begin{cases} \tilde{\Pr}[(a, 1) \rightarrow (a+1, 1)] &= 1 - \frac{a}{n} \\ \tilde{\Pr}[(a, 1) \rightarrow (a, 2)] &= \frac{a}{n} \end{cases}$$

Let  $p_a$  denote the probability of the evolution through the path

$$(1, 1) \rightarrow \dots \rightarrow (a, 1) \rightarrow (a, 2) \rightarrow (a+1, 2) \rightarrow \dots \rightarrow (n, 2) \quad (2)$$

Then  $p_1 = \frac{1}{n}$  and

$$p_a = \frac{a}{n} \prod_{k=1}^{a-1} \left(1 - \frac{k}{n}\right) \quad (3)$$

for  $a > 1$ . Let us fix a parameter  $a$  and let us calculate the expected number of steps ( $L_n^{(a)}$ ) which will take in the original chain to evolve through the path given by Formula 2. Notice that  $\Pr[(a, 1) \rightarrow (a, 1)] = \frac{1}{2}$  and  $\Pr[(a, 2) \rightarrow (a, 2)] = \frac{a}{n}$ . Therefore we have

$$\mathbf{E}[L_n^{(a)}] = 2a + \sum_{k=a}^{n-1} \frac{1}{1 - \frac{k}{n}} = 2a + nH_{n-a}.$$

The expected number of steps in Phase 2 before reaching the final absorbing state  $(n, 2)$  is given by formula  $\mathbf{E}[L_n] = \sum_{a=1}^n p_a \mathbf{E}[L_n^{(a)}]$ . Let us recall that  $(p_a)$  is a probability distribution. Taking into account the initial numbers of steps which are necessary to make the jump  $(1, 0) \rightarrow (1, 1)$  we get

$$\mathbf{E}[T_n] = n + 2 \sum_{a=1}^n a p_a + n \sum_{a=1}^{n-1} p_a H_{n-a}. \quad (4)$$

#### A. Expected value

Let us consider for a while the classical urns and balls model and let  $B_n$  denote the moment of the first collision where  $n$  denotes the number of urns. Then  $\Pr[B_n = 0] = 0$  and  $\Pr[B_n = a] = p_{a-1}$  for  $a > 0$ . Therefore we see that from state  $(1, 1)$  up to state  $(a, 2)$  our process is closely related to the Birthday Paradox, namely  $\sum_{a=1}^n a p_a + 1 = \mathbf{E}[B_n]$ . Then, from state  $(a, 2)$  to state  $(n, 2)$  (the end of rumor spreading) the process acts like partial Coupon Collector's Problem (i. e. collecting  $n - a$  from  $n$  coupons).

From this considerations and a precise formula for  $\mathbf{E}[B_n]$  (see e.g. [9]) we get

$$\sum_{a=1}^n ap_a = \sqrt{\frac{\pi n}{2}} - \frac{1}{3} + \frac{1}{12} \sqrt{\frac{\pi}{2n}} - \frac{4}{135n} + O\left(n^{-\frac{3}{2}}\right). \quad (5)$$

Now we shall find an asymptotic expression for the sum  $\sum_{a=1}^{n-1} p_a H_{n-a}$  with a precision of order  $O(n^{-\alpha})$  for some  $\alpha > 1$ . Notice that the sequence  $(p_a)$  is unimodal and reaches its maximum near  $\sqrt{n}$ . Using the simple estimate  $1 - x < e^{-x}$  we deduce that  $p_{a+1} < e^{-\frac{a^2}{2n}}$  for  $1 < a \leq n$ . Therefore, if  $a > n^{\frac{2}{3}}$ , then  $p_a < e^{-\frac{1}{\sqrt[3]{n}}}$ . We say that  $f = O\left(\frac{1}{n^*}\right)$ , if for any  $k > 0$  we have  $f = O(n^{-k})$ . Hence, if  $f(a, n)$  is a function such that  $|f(a, n)| \leq Cn^k$  for some fixed  $C$  and  $k > 0$ , then

$$\sum_{a=n^{\frac{2}{3}+1}}^n p_a f(a, n) = O\left(\frac{1}{n^*}\right).$$

We shall denote by  $\sum_a^*$  the sum  $\sum_{a=1}^{\lfloor n^{\frac{2}{3}} \rfloor}$ . Let us observe that

$$\sum_{a=1}^{n-1} p_a H_{n-a} = \sum_a^* p_a H_{n-a} + R_1(n),$$

where  $R_1 = O\left(\frac{1}{n^*}\right)$ . From the formula  $H_n = \ln n + \gamma + \frac{1}{2n} + O(n^{-2})$  we get

$$\begin{aligned} \sum_a^* p_a H_{n-a} &= \gamma + \sum_a^* p_a \ln(n-a) \\ &+ \sum_a^* p_a \frac{1}{2(n-a)} + R_2(n), \end{aligned} \quad (6)$$

where  $R_2 = O(n^{-2})$ .

Using carefully the expansion  $\frac{1}{n-a} = \frac{1}{n} \sum_j \left(\frac{a}{n}\right)^j$  and the formula  $\ln(n-a) = \ln n - \sum_{j \geq 1} \frac{1}{j} \left(\frac{a}{n}\right)^j$ , after some simple but tedious calculus we get

$$\begin{aligned} \sum_{a=1}^{n-1} p_a H_{n-a} &= \gamma + \ln n - \sqrt{\frac{n\pi}{2}} - \frac{1}{6n} \\ &- \frac{1}{12n^{\frac{3}{2}}} \sqrt{\frac{\pi}{2}} + \frac{4}{135n^2} + O(n^{-\frac{7}{3}}). \end{aligned} \quad (7)$$

**Theorem 1.** *Let  $T_n$  denote the number of necessary steps to propagate message in a network with 2 mobile objects and  $n$  static objects. Then*

$$\begin{aligned} \mathbf{E}[T_n] &= nH_n + n + \sqrt{\frac{\pi n}{2}} - \frac{4}{3} \\ &+ \frac{1}{12} \sqrt{\frac{\pi}{2n}} - \frac{4}{135n} + O\left(n^{-\frac{4}{3}}\right). \end{aligned} \quad (8)$$

*Proof:* The formula for  $\mathbf{E}[T_n]$  follows from Equations 4, 5 and 7. ■

## B. Birthday paradox and coupon collector's problem

As it was stated in the previous section, the model with two mobile objects is closely related to the birthday paradox and coupon collector's problem. While this relation is quite understandable for a given path of evolution (2), it's blurred by the fact that we have to take into account the probabilities  $p_a$  of the process evolving through that specified path, as expressed by (4). However, it can be quantitatively concluded from equation (8) that the relation is still present in the process as whole — namely, that

$$\mathbf{E}[T_{2,n}] - (\mathbf{E}[F_n] + \mathbf{E}[B_n] + \mathbf{E}[C_n]) = -2 + O(n^{-\frac{4}{3}}),$$

where  $F_n, B_n$  and  $C_n$  are random variables determining number of steps in the initialization phase, the birthday paradox and the coupon collector's problem respectively.

To explain the above result, let us refer again to the urns and balls model. In the coupon collector's problem, we start with  $n$  empty urns into which we randomly throw balls until all of the urns contain at least one. While in the classical approach to analysis of the problem (like in [10]), the process is divided into  $n$  phases determined by the number of the non-empty urns, here we want to distinguish only two phases. In the first phase we throw the balls up to the first collision (or until all of the urns contain exactly one ball) after which the second phase starts and lasts to the end of the process (in particular, it can happen that the second phase won't occur at all). Let  $k$  be the number of steps in the first phase. If  $k = n$ , then all of the  $n$  urns contains exactly one ball and the process stops without the second phase. For  $k < n$  there are exactly  $n - k + 1$  empty urns which have to be filled in the second phase. From above considerations we get

$$\begin{aligned} \mathbf{E}[C_n] &= \sum_{k=2}^n p_{k-1} (k + nH_{n-k+1}) + p_n n \\ &= \sum_{k=1}^n p_k (k + nH_{n-k}) + 1 - p_n. \end{aligned}$$

By substituting this result to formula (4) we have

$$\mathbf{E}[T_{2,n}] = \mathbf{E}[F_n] + \mathbf{E}[B_n] - 1 + \mathbf{E}[C_{n-1}] + \frac{n!}{n^n}, \quad (9)$$

getting the exact relation between the considered problems. It should be noticed, that, while the above approach simplifies calculations from the previous subsections, they are still needed to obtain the variance.

## V. THREE MOBILE OBJECTS

The analysis of the case with exactly three mobile objects can be carried using approach analogous to that from section IV, however it gets much more complicated. We can divide the process into 3 phases determined by the number of

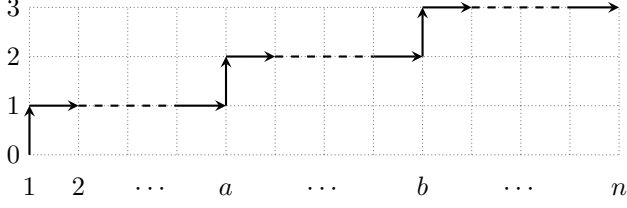


Figure 4. Possible path of evolution of the process with 3 mobile objects.

static objects knowing the rumor. We define the probability

$$p_{ab} = \frac{2a}{n+a} \frac{b}{2n-b} \prod_{k=1}^{a-1} \frac{n-k}{n+k} \prod_{k=a}^{b-1} \frac{2(n-k)}{2n-k}$$

of event that the process evolves with transitions  $(a, 1) \rightarrow (a, 2)$  and  $(b, 2) \rightarrow (b, 3)$  (i.e. that the first and second phase ends respectively with exactly  $a$  and  $b$  static objects knowing the information, see Figure 4).

Arguments equivalent to those from previous section lead to expression

$$\mathbf{E}[T_{3,n}] = n + \sum_{a=1}^n \sum_{b=a}^n p_{ab} \left( \sum_{k=1}^a \frac{3n}{n+k} + \sum_{k=a}^b \frac{3n}{2n-k} + nH_{n-b} \right),$$

which seems to be much harder to analyze. However, manipulations similar to that from section IV-B result in formula analogous to (9)

$$\mathbf{E}[T_{3,n}] = \mathbf{E}[F_n] + \mathbf{E}[C_{n-1}] + \frac{3}{2} \mathbf{E}[P_n^{(1)}] + \frac{1}{2} \mathbf{E}[P_n^{(2)}] + \frac{2^{n+3} - 1}{3 \binom{2n}{n}},$$

with  $F_n$  and  $C_n$  being declared as before and  $P_n^{(1)}$  and  $P_n^{(2)}$  denoting number of static objects knowing the rumor at the end of the first and second phase respectively. By calculation of  $\mathbf{E}[P_n^{(1)}]$  and  $\mathbf{E}[P_n^{(2)}]$  we get the following

**Theorem 2.** *Let  $T_n$  denote the number of necessary steps to propagate message in a network with 3 mobile and  $n$  static objects. Then*

$$\mathbf{E}[T_n] = nH_n + n + \frac{4}{3} \sqrt{\pi n} - \frac{5}{3} + \frac{1}{6} \sqrt{\frac{\pi}{n}} + \frac{1}{96} \sqrt{\frac{\pi}{n^3}} + O(n^{-\frac{5}{2}}).$$

## VI. EQUAL NUMBER OF STATIC AND MOBILE NODES

In this section we assume that there are  $n$  static and  $n$  mobile objects, i.e. we deal with the Markov chain with the state space  $\Omega_{n,n}$  and the transitions probabilities described in the section III. The presented solution is surprisingly simple. For  $(i, j) \in \Omega_{n,n}$  we put  $p_{i,j} = \Pr[(i, j) \rightarrow (i, j)]$ .

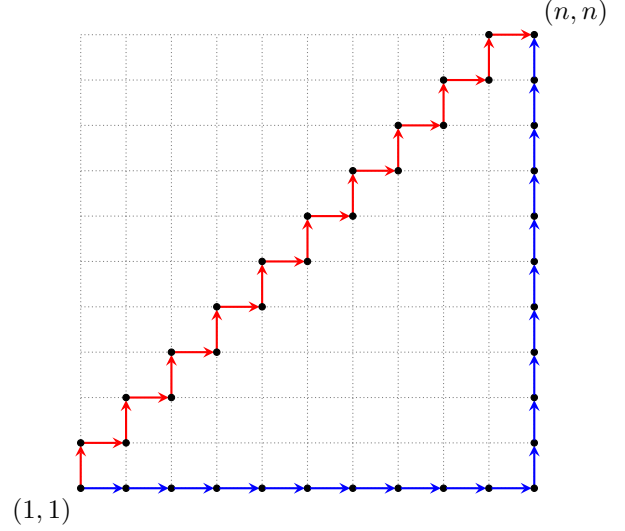


Figure 5. Red arrows shows the slowest path and the blue path shows the fastest path.

**Lemma 1.** *If  $1 \leq a \leq 2n$  then*

1.  $\max\{p_{i,j} : i + j = a\} = p_{\lfloor \frac{a}{2}, a - \lfloor \frac{a}{2} \rfloor} = p_{a - \lfloor \frac{a}{2} \rfloor, \lfloor \frac{a}{2} \rfloor}$ ,
2.  $\min\{p_{i,j} : i + j = a\} = p_{1, a-1} = p_{a-1, 1}$ .

We skip a simple proof of this lemma. From this lemma we deduce that the probability of changing state on the line given by  $i + j = a$  is smallest when  $|i - j|$  is minimal. Therefore every realization of the walk from the state  $(1, 1)$  to  $(n, n)$  is stochastically dominated by the length of the walk restricted to states  $(\frac{a}{2}, \frac{a}{2})$  if  $a$  is even and states  $(\frac{a+1}{2}, \frac{a-1}{2})$  or  $(\frac{a-1}{2}, \frac{a+1}{2})$  when  $a$  is odd.

**Theorem 3.** *Let  $T_{n,n}$  denote the time necessary to reach the state  $(n, n)$  starting from the state  $(1, 0)$ . Then*

$$2nH_n + 2 \ln n + O(1) \leq \mathbf{E}[T_{n,n}] < 2nH_n + \ln(4)n + O(1).$$

*Proof:* Let  $S_{i,j}$  denote the number of rounds in which the state  $(i, j)$  does not change. By Lemma 1 (see Figure 5) we get

$$\mathbf{E}[T_{n,n}] \geq n + \sum_{j=1}^n \mathbf{E}[S_{1,j}] + \sum_{j=2}^{n-1} \mathbf{E}[S_{j,n}].$$

Random variables  $S_{i,j}$  are geometrically distributed, hence

$$\sum_{j=2}^{n-1} \mathbf{E}[S_{j,n}] = \sum_{j=2}^{n-1} \frac{1}{1 - p_{j,n}} = \sum_{j=2}^{n-1} \frac{1}{1 - \frac{j}{n}} = nH_n + O(1)$$

and

$$\begin{aligned} \sum_{j=1}^n \mathbf{E}[S_{1,j}] &= \sum_{j=1}^n \frac{1}{1 - p_{1,j}} = \sum_{j=1}^n \frac{1}{\frac{1}{n} (1 - \frac{j}{n}) + \frac{j}{n} (1 - \frac{1}{n})} \\ &= \frac{n^2}{n-2} \sum_{j=1}^n \frac{1}{j + \frac{n}{n-2}} = nH_n - n + 2 \ln n + O(1). \end{aligned}$$

Therefore

$$\mathbf{E}[T_{n,n}] \geq 2nH_n + 2 \ln n + O(1).$$

In order to find an upper bound for  $\mathbf{E}[T_{n,n}]$  we shall consider the slowest path of an evolution of the considered Markov chain (see Figure 5). Notice that if  $a$  is even, then among all states  $(i, j)$  such that  $i+j = a$  we should consider the state  $(\frac{a}{2}, \frac{a}{2})$ . If  $a$  is odd then we have to consider states  $(\frac{a+1}{2}, \frac{a-1}{2})$  and  $(\frac{a-1}{2}, \frac{a+1}{2})$ , but the chain is symmetric, so these two cases are equivalent, so we may choose any of them. Hence

$$\mathbf{E}[T_{n,n}] \leq n + \sum_{j=1}^{n-1} (\mathbf{E}[S_{j,j}] + \mathbf{E}[S_{j,j+1}]).$$

But

$$\begin{aligned} \sum_{j=1}^{n-1} \mathbf{E}[S_{j,j}] &= \sum_{j=1}^{n-1} \frac{1}{1-p_{j,j}} \\ &= \sum_{j=1}^{n-1} \frac{1}{2^{\frac{j}{n}} (1 - \frac{j}{n})} = nH_n - 1. \end{aligned}$$

and

$$\begin{aligned} \sum_{j=1}^{n-1} \mathbf{E}[S_{j,j+1}] &= \sum_{j=1}^{n-1} \frac{1}{1-p_{j,j+1}} \\ &= n^2 \sum_{j=1}^{n-1} \frac{1}{-2j(1+j) + 2jn + n} \\ &= n(\ln n + \gamma + \ln 4 - 1) + O(1) \\ &= nH_n + (\ln 4 - 1)n + O(1), \end{aligned}$$

hence  $\mathbf{E}[T_{n,n}] \leq 2nH_n + \ln(4)n + O(1)$ .  $\blacksquare$

## VII. GENERAL CASE

In previous sections we investigated some special yet very important cases of our rumor spreading process. To complete the considerations, we present here results for the process in general case, mostly obtained by simulations and numerical computations. We are interested in information spreading between  $n$  mobile and  $\alpha n$  static objects, where  $\alpha$  is proportion coefficient. To get some intuitions about process behavior, we analyze continuous version of process by using differential equations. With  $x(t)$  and  $y(t)$  being proportions of infected objects of static and mobile type respectively, we get

$$\begin{cases} \dot{x} = \frac{1}{\alpha n}(1-x)y \\ \dot{y} = \frac{1}{n}x(1-y) \end{cases}$$

with initial conditions  $x(0) = \frac{1}{\alpha n}$  and  $y(0) = \frac{1}{n}$ . Solving this ODE leads to

$$y(x) = \mathcal{W}\left(\frac{1}{n} - 1\right)\left(\frac{1}{\alpha n} - 1\right)^{-\alpha} e^{\alpha x - 1} (x - 1)^\alpha + 1, \quad (10)$$

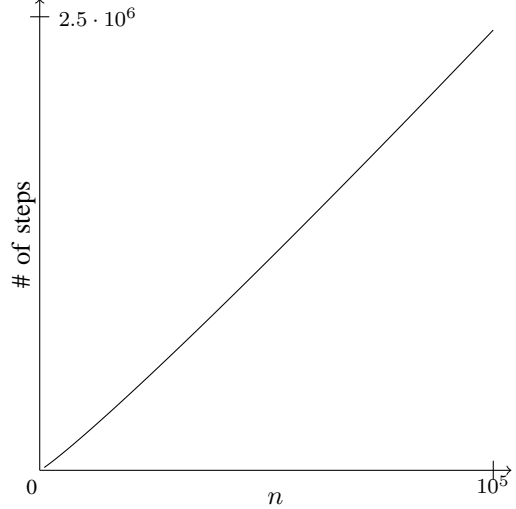


Figure 6. Numerically computed expected number of steps in case of equal number of mobile and static objects (black line) and our upper and lower bounds (red dashed lines). Notice, that upper bound line covers plot of the expected value of steps.

where  $\mathcal{W}(z)$  is the Lambert  $\mathcal{W}$ -function (the inverse function of  $z(w) = we^w$ ). Computer simulations seem to confirm that the evolution paths of process is well approximated by obtained solutions (see Figure 7).

By taking  $\alpha = 1$  we get the equal-case from section VI for which equation (10) turns into  $y(x) = x$  (see Figure 7a). As this continuous solution corresponds to the slowest path of progression (c.f. Figure 5), it appears that the expected value  $\mathbf{E}[T_{n,n}]$  is close to our upper-bound (Figure 6).

## VIII. DISTRIBUTED MODEL

In previous sections we were considering model with objects communicating in rounds with exactly one connection per round. Such assumption leads to counterintuitive results, that f.e. disseminating information in network consisted of  $n$  clients and one server is expected to end faster than in network of the same size, with  $n-1$  clients and two servers. The problem is that in the described model objects work sequentially and we can't benefit from larger number of servers.

In practice applications, stations participating in communication run in parallel. Let us assume then, that mobile objects are randomly awoken every once in a while. Precisely speaking, if  $N_i(t)$  denotes number of connections established by  $i^{\text{th}}$  mobile object up to time  $t$ , then we would like (for each  $1 \leq i \leq m$  and some parameter  $\lambda$ )  $N_i(t)$  to be stochastic counting process such that the following statements hold (as described in [10]):

- 1)  $N_i(0) = 0$ ,
- 2) the process has independent and stationary increments,
- 3) the probability of a single event in a short interval  $t$  tends to  $\lambda t$ ,

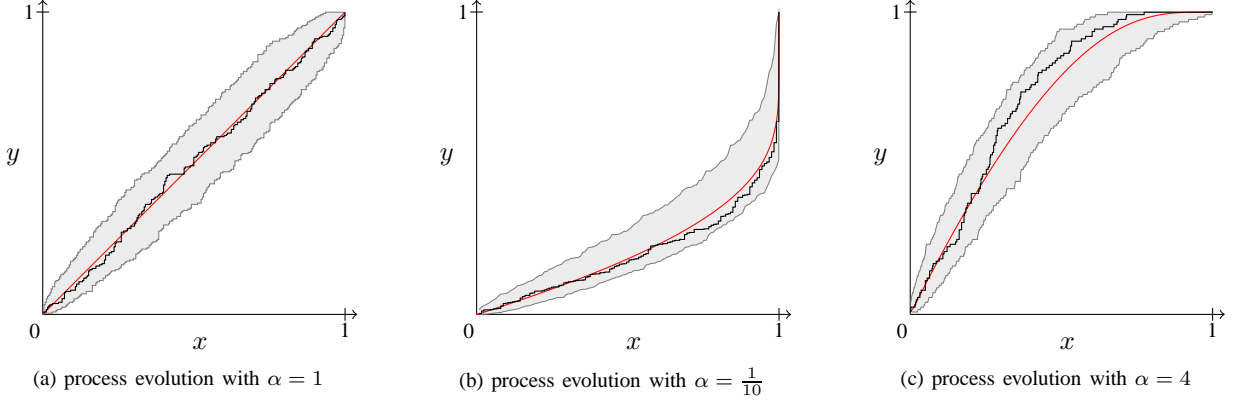


Figure 7. Example realization of process (black line) with accumulated results of  $10^5$  simulations (gray area). The process seems to be concentrated around solution (red line) of differential equation (10).

- 4) the probability of more than one event in a short interval  $t$  tends to 0.

The above, relatively natural conditions, define  $N_i(t)$  to be the Poisson process with parameter  $\lambda$ . What is interesting here, the sum  $N(t) = N_1(t) + \dots + N_m(t)$  is the Poisson process with the parameter  $m\lambda$ , which means that the total number of activations in time unit is proportional to the number of mobile objects. Moreover, the probability of collision (which has to be considered since stations run in parallel) in a short interval tends to 0. This lets us to apply results from previous sections to the distributed model. Namely, suppose that all mobile objects are activated independently with exponential distribution with parameter  $\lambda$ . Let  $T_{n,m}(\lambda)$  be the time necessary for broadcasting an information by  $m$  mobile objects in this model when the mobile objects are activated with intensity  $\lambda$ . Then

$$\begin{aligned} \mathbf{E}[T_{n,1}(\lambda)] &= \ln(n)/\lambda + O(n), \\ \mathbf{E}[T_{n,2}(\lambda)] &= \ln(n)/(2\lambda) + O(n), \\ \mathbf{E}[T_{n,3}(\lambda)] &= \ln(n)/(3\lambda) + O(n), \\ \mathbf{E}[T_{n,n}(\lambda)] &= 2 \ln(n)/\lambda + O(1). \end{aligned}$$

#### IX. FINAL REMARKS

The average time for broadcasting an information with one mobile object is equal to  $nH_{n-1} + n$ . If we have two mobile objects then this time is equal to  $nH_n + n + \sqrt{\frac{\pi n}{2}} + O(1)$ . However, for a fair comparison of these two models we should divide the evolution in the second model in rounds consisting of two consecutive steps — we obtain then a speed up (compared to model with one mobile object) with factor 2 plus small additional cost of order  $\sqrt{\frac{\pi n}{8}}$ . For three mobile objects we should divide the evolution speed by 3 and it also gives speed up compared with two mobile objects. When we have  $n$  stable and  $n$  mobile objects then we should divide the evolution speed by  $n$  and still we have  $2 \ln n + O(1)$ . It shows that even if we model information spreading

as a process on the complete bipartite graph with  $2n$  objects, not on the complete graph with  $n$  objects like in [1], [2], we still obtain asymptotically the same speed of information spreading.

#### REFERENCES

- [1] A. M. Frieze and G. R. Grimmett, “The shortest-path problem for graphs with random arc-lengths,” *Discrete Appl. Math.*, pp. 57–77, 1985.
- [2] B. Pittel, “On spreading a rumor,” *SIAM J. Appl. Math.*, vol. 47, no. 1, pp. 213–223, 1987.
- [3] A. J. Demers, D. H. Greene, C. Hauser, W. Irish, J. Larson, S. Shenker, H. E. Sturgis, D. C. Swinehart, and D. B. Terry, “Epidemic algorithms for replicated database maintenance,” in *PODC*, 1987, pp. 1–12.

- [4] R. M. Karp, C. Schindelhauer, S. Shenker, and B. Vöcking, “Randomized rumor spreading,” in *FOCS*, 2000, pp. 565–574.
- [5] U. Feige, D. Peleg, P. Raghavan, and E. Upfal, “Randomized broadcast in networks,” *Random Struct. Algorithms*, vol. 1, no. 4, pp. 447–460, 1990.
- [6] R. Elsässer, “On the communication complexity of randomized broadcasting in random-like graphs,” in *SPAA*, P. B. Gibbons and U. Vishkin, Eds. ACM, 2006, pp. 148–157.
- [7] P. Berenbrink, R. Elsässer, and T. Friedetzky, “Efficient randomised broadcasting in random regular networks with applications in peer-to-peer systems,” in *PODC*, R. A. Bazzi and B. Patt-Shamir, Eds. ACM, 2008, pp. 155–164.
- [8] B. Doerr, T. Friedrich, and T. Sauerwald, “Quasirandom rumor spreading,” in *SODA '08: Proceedings of the nineteenth annual ACM-SIAM Symposium on Discrete Algorithms*. Philadelphia, PA, USA: Society for Industrial and Applied Mathematics, 2008, pp. 773–781.
- [9] P. Flajolet and R. Sedgewick, *Analytic Combinatorics*, 1st ed. Cambridge University Press, January 2008.
- [10] M. Mitzenmacher and E. Upfal, *Probability and Computing. Randomized Algorithms and Probabilistic Analysis*. Cambridge University Press, 2005.